

TWO THOUSAND FIFTEEN SEASON IN REVIEW



TENNESSEE TITANS



Saint Thomas Sports Park • 460 Great Circle Rd • Nashville, TN 37228 • 615-565-4100 • 615-565-4105 Fax • www.titansonline.com

Jimmy Stanton • Vice President of Communications

Robbie Bohren • Senior Director of Media Relations

Dwight Spradlin • Assistant Director of Media Relations

Jared Puffer • Media Relations Coordinator

Amber Harding • Social Media Coordinator

Press Release

FOR IMMEDIATE RELEASE

FEBRUARY 11, 2016

TITANS BEGIN A NEW ERA, HOLD FIRST PICK IN THE 2016 NFL DRAFT

Jon Robinson and Mike Mularkey chosen to lead team into 2016 offseason

2015 TITANS SCHEDULE

PRESEASON (2-2)

Day	Date	Opponent	Result	Score
Fri.	Aug. 14	at Atlanta	L	24-31
Sun.	Aug. 23	ST. LOUIS	W	27-14
Fri.	Aug. 28	at Kansas City	L	10-34
Thur.	Sept. 3	MINNESOTA	W	24-17

REGULAR SEASON (3-13)

Day	Date	Opponent	Result	Score
Sun.	Sept. 13	at Tampa Bay	W	42-14
Sun.	Sept. 20	at Cleveland	L	14-28
Sun.	Sept. 27	INDIANAPOLIS	L	33-35
Sun.	Oct. 4	BYE		
Sun.	Oct. 11	BUFFALO	L	13-14
Sun.	Oct. 18	MIAMI	L	10-38
Sun.	Oct. 25	ATLANTA	L	7-10
Sun.	Nov. 1	at Houston	L	6-20
Sun.	Nov. 8	at New Orleans	W (OT)	34-28
Sun.	Nov. 15	CAROLINA	L	10-27
Thur.	Nov. 19	at Jacksonville	L	13-19
Sun.	Nov. 29	OAKLAND	L	21-24
Sun.	Dec. 6	JACKSONVILLE	W	42-39
Sun.	Dec. 13	at NY Jets	L	8-30
Sun.	Dec. 20	at New England	L	16-33
Sun.	Dec. 27	HOUSTON	L	6-34
Sun.	Jan. 3	at Indianapolis	L	24-30

2015 AFC SOUTH STANDINGS

Team	W	L	T	Pct
Houston Texans	9	7	0	.563
Indianapolis Colts	8	8	0	.500
Jacksonville Jaguars	5	11	0	.313
Tennessee Titans	3	13	0	.188

NASHVILLE — The Tennessee Titans enter 2016 with new leadership at the top of football operations. General manager **Jon Robinson** and head coach **Mike Mularkey** were named to their respective posts less than two weeks after the conclusion of the 2015 regular season, charged by controlling owner **Amy Adams Strunk** with building a consistent playoff contender. It marked the first time since 1981 in which the franchise hired a general manager and head coach in the same offseason. With the NFL Scouting Combine, free agency, the NFL Draft and the players' offseason workout program on the horizon, Robinson and Mularkey have launched their efforts in earnest.

MULARKEY TAKES THE REINS AS HEAD COACH

On Tuesday, Nov. 3, seven games into the 2015 campaign, Mularkey was inserted as the interim head coach, promoted from his previous position as assistant head coach/tight ends when the team parted ways with **Ken Whisenhunt**. Mularkey, who spent three previous NFL seasons as a head coach with the Buffalo Bills (2004–2005) and Jacksonville Jaguars (2012), led the Titans to a dramatic win at New Orleans less than a week later. An overtime touchdown pass from **Marcus Mariota** to tight end **Anthony Fasano** capped the emotional victory.

Later in the season, Mularkey earned his second win against the division rival Jacksonville Jaguars. The victories against the Saints and Jaguars were two of the five contests under Mularkey involving a final margin of six or fewer points. The Titans concluded the season with a record of 3-13.

Mularkey helped guide the club's youngest offensive roster in recent years. In 2015, 42.9 percent of the team's offensive snaps were by rookies, first-year or second-year players, and more than a quarter of the offensive snaps—25.8 percent—were by rookies alone. Both numbers represented four-year team highs.

A rash of injuries forced 11 players to injured reserve, the team's third-highest total since 1990, and caused several more to miss significant time, including Mariota and wide receiver **Kendall Wright**. Through the adversity, Mularkey maintained his foundational message to the players: be "a tough, physical football team," and "don't beat yourself." His team proved to be disciplined, as its 34 penalties in the second half of the season were the fewest in the NFL.

Mularkey's first order of business upon accepting the full-time role as head coach was hiring his top assistants, starting with naming **Dick LeBeau** the assistant head coach/defensive coordinator and **Terry Robiskie** the offensive coordinator. A veteran of 57 years as a player or coach in the NFL, LeBeau arrived in 2015, and in his first year in Tennessee, the defense improved in nearly every defensive category, including total defense (12th from 27th), rush defense (18th from 31st) and pass defense (seventh from 15th). Robiskie has spent six of his prior 34 years in coaching as an offensive coordinator. He was the Atlanta Falcons' wide receivers coach for the last eight years.

2016 DRAFT ORDER TOP 10

1. Tennessee Titans
2. Cleveland Browns
3. San Diego Chargers
4. Dallas Cowboys
5. Jacksonville Jaguars
6. Baltimore Ravens
7. San Francisco 49ers
8. Miami Dolphins
9. Tampa Bay Buccaneers
10. New York Giants

(continued on next page)

ROBINSON TO DIRECT EFFORTS IN FREE AGENCY AND DRAFT

Robinson was brought to Tennessee after the last two seasons as director of player personnel for the Tampa Bay Buccaneers. The Union City, Tenn., native also spent a total of 12 years with the New England Patriots, serving as the director of college scouting from 2009–2013.

With the talent evaluation process already underway, Robinson and his staff will get first-hand interaction with top draft prospects at the NFL Scouting Combine from Feb. 23-29 and will continue scouting and visiting with players until the three-day draft begins April 28. In the meantime, the new league year commences on March 9, and with it the unrestricted free agent signing period.

The Titans own the first pick in the draft and eight total selections. They have their original choice in each of the seven rounds, plus an extra sixth-round pick as a result of a 2015 trade with the Atlanta Falcons. In addition to the No. 1 pick, they possess the 33rd overall pick in the second round and the 64th overall pick in the third round.

This is the first time the Titans have had the first pick since the franchise moved to Tennessee and the third time in franchise history. The last time the franchise had the top pick was 1978, when the then-Oilers traded up to select Pro Football Hall of Fame running back **Earl Campbell**.

OPTIMISM SURROUNDS MARIOTA

With the second overall pick in the 2015 NFL Draft, the Titans selected Mariota, the former Oregon quarterback and 2014 Heisman Trophy winner. Mariota later became the first quarterback in franchise history to start in Week 1 of his rookie season and recorded 12 total starts. He missed four contests due to injury.

Mariota unquestionably raised the bar for franchise rookie quarterbacks, breaking the club's rookie records for attempts (370), yards (2,818), completions (230) and touchdowns (19). His 62.2 completion percentage not only set the franchise rookie record but also qualified as the fifth-highest rookie percentage in NFL history, and he finished with a franchise rookie record 91.5 passer rating. Only **Steve McNair** in his MVP season of 2003 (100.4 passer rating) and Hall of Famer **Warren Moon** in 1990 (96.8) finished with a better passer rating in a season than Mariota did in 2015. Mariota also joined **Peyton Manning** (1998) as the only NFL rookie quarterbacks to ever complete three touchdown passes in four different games.

On the ground, the dual-threat signal caller accounted for 252 yards and a pair of touchdowns, ranking second in franchise history in rushing yards by a rookie quarterback. His highlight-reel 87-yard touchdown run against Jacksonville (Dec. 6) was the fifth-longest rushing play in franchise history and the longest NFL rushing play of 2015.

TEAM ROOKIE PASSING RECORDS SET BY MARCUS MARIOTA

Attempts	370
Completions	230
Yards	2,818
Touchdowns	19
Passer Rating	91.5
Completion Percent	62.2



2015 MILESTONES

T BYRON BELL

- Recorded 16 starts for the first time in his NFL career.

DT JURRELL CASEY

- Earned his first career Pro Bowl berth.
- With seven sacks, he had the second-highest sack total of his career, which also ties for the eighth-best total by a Titans/Oilers defensive tackle since 1982.
- Set a new career high with 28 quarterback pressures, topping his previous high of 27 quarterback pressures in 2014.

TE ANTHONY FASANO

- Eclipsed the 3,000-yard receiving mark for his NFL career.

WR DORIAN GREEN-BECKHAM

- Joined **Kenny Britt** (2009) and **Kendall Wright** (2012) as the only rookies in the "Titans era" (1999–present) with at least 500 receiving yards.
- With an average of 17.2 yards per reception, ranked sixth in the NFL and first among rookies. From 1999–2015, his 17.2-yard average ranked fourth among all Titans players for a single season.
- His four touchdown receptions as a rookie tied **Tyrone Calico** (2003) and **Justin Hunter** (2013) for the most by a Titans rookie since the 1999 season.
- Among members of the 2015 draft class, ranked fifth in total receiving yards. He had more receptions, yards and touchdowns than six of the seven wide receivers selected in front of him in the draft, with the lone exception being the fourth overall pick, Oakland's **Amari Cooper** (72 receptions for 1,070 yards).
- Recorded first downs on 93.8 percent (30 of 32) of his receptions, ranking first in the NFL in 2015 and recording the fifth-highest percentage over the last 25 NFL seasons (1991–2015).

S MICHAEL GRIFFIN

- With 25 career interceptions, tied **Ken Houston** for eighth place on the franchise's all-time interception list. Griffin's total is tied for fourth among franchise safeties.
- With 912 career tackles, moved into fourth place on the team's all-time tackles list.
- Moved into a tie with **Warren Moon** for 17th place on the franchise career games played list with 141 games. The only defensive back in franchise annals with more games than Griffin is cornerback **Zeke Moore** (145).

DE DaQUAN JONES

- Recorded 16 starts for the first time in his NFL career.

P BRETT KERN

- Maintained his status as the team's all-time leader in career gross punting average (45.3) and net punting average (40.1).
- Passed **Jim Norton** (522 career punts) for second place on the team's all-time punting list, trailing only **Craig Hentrich** (861).
- Played in his 100th career game with the Titans (all consecutive), becoming the 13th player to reach 100 games with the team since it became the Titans in 1999.
- Became the first punter in NFL history to record 80 or more punts, a net average of 40 yards, and one or zero touchbacks in a single season.

DL KARL KLUG

- Continued his streak of never missing a game in his NFL career, dating back to his rookie season of 2011 (80 consecutive games).

QB MARCUS MARIOTA

- Set the franchise rookie passing records for attempts (370), yards (2,818), completions (230) and touchdowns (19).
- Finished the season with a 91.5 passer rating, which ranks third in franchise history behind only **Steve McNair's** 2003 MVP season (100.4) and Pro Football Hall of Famer **Warren Moon's** 1990 campaign (96.8).

2015 MILESTONES

- Registered a 116.1 passer rating in the red zone, which ranked third in the NFL in 2015 and was the highest by any Titans quarterback since at least 1991.
- Set a franchise rookie record by completing 62.2 percent of his passes. That is the fifth-highest percentage by a rookie quarterback in NFL history and the eighth-highest completion percentage in a season by any quarterback in Titans/Oilers history.
- In six road games, completed 108 of 171 passes for 1,374 yards with 10 touchdowns and one interception. His 105.3 road passer rating ranked fourth in the NFL in 2015 and set a new franchise record, topping **Chris Chandler's** 102.2 passer rating on the road in 1995.
- Finished second in franchise history in rushing yards by a rookie quarterback, trailing only **Vince Young's** 2006 total of 552 rushing yards.
- Became the first rookie quarterback in Titans/Oilers history to start the first game of his rookie season (Sept. 13 at Tampa Bay). In the game, he achieved a perfect passer rating, leading to AFC Offensive Player of the Week and NFL Rookie of the Week honors. He joined **Fran Tarkenton** as the only rookies in NFL history to throw four touchdown passes in a season opener.
- Joined **Peyton Manning** (1998) as the only rookie quarterbacks in NFL history to complete three touchdown passes in four different games.
- Tied **Mark Rypien's** NFL record with eight touchdown passes in his first three NFL games. He was named NFL Offensive Rookie of the Month for September.
- Twice set the franchise single-game rookie passing yardage record, first with 367 yards against Indianapolis (Sept. 27) and then with 371 yards at New Orleans (Nov. 8).
- At New Orleans (Nov. 8), threw the first game-winning touchdown pass in overtime in franchise history. He was named AFC Offensive Player of the Week for the performance.
- Became the first rookie in NFL history to record two games with four touchdown passes and no interceptions (Sept. 13 at Tampa Bay and Nov. 8 at New Orleans).
- Completed more touchdown passes (13) through his team's first eight games than any other rookie in NFL history.
- Became the first player in NFL history with 250 passing yards, three touchdown passes and 100 rushing yards in a game, when he accomplished the feat against Jacksonville on Dec. 6.
- Rushed for an 87-yard touchdown against Jacksonville on Dec. 6, registering the longest run in franchise history by a quarterback and the fifth-longest run overall for the team. It also was the third-longest run by any NFL quarterback since 1960.
- Became the first player since **Walter Payton** in 1983 to record touchdowns of 40 or more yards passing, rushing and receiving in the same season.

RB DEXTER McCLUSTER

- Was the only NFL player in 2015 and the first player since **Darren Sproles** in 2011 with at least 200 yards receiving, 200 yards rushing, 200 yards on kickoff returns and 200 yards on punt returns.

OLB DERRICK MORGAN

- Recorded 4.5 sacks in the first four games of the season. Since 1982, Morgan's total tied for the fourth-highest number by a Titans/Oilers player in the first four games of a season.

OLB BRIAN ORAKPO

- Had at least one sack in four consecutive games (Nov. 1 at Houston through Nov. 19 at Jacksonville), becoming the Titans' only player other than **Jevon Kearse** since the beginning of the 1999 season to record a four-game sack streak.
- Recorded 16 starts for the third time in his career and for the first time since 2011.

TE CRAIG STEVENS

- Became the 12th player to play in 100 games for the team since it became the Titans in 1999 (**Brett Kern** later reached the mark).



Pro Bowl tight end Delanie Walker set franchise records in 2015 for the most receptions and receiving yards by a tight end.

K RYAN SUCCOP

- In a streak dating back to 2014, made 15 consecutive field goals, which amounted to the seventh-longest such streak in franchise history.
- Set a personal high by making 87.5 percent of his field goals (14 of 16), which also was the sixth-highest figure in franchise history.

TE DELANIE WALKER

- Earned his first career Pro Bowl berth.
- Set new franchise tight end records for receptions and receiving yards in a season (94 receptions for 1,088 yards).
- Broke his own receiving yardage record (890 in 2014) and **Frank Wycheck's** reception record (70 in 1998 and 2000) for franchise tight ends.
- On the team's all-time single-season receptions list, tied wide receiver **Kendall Wright** (94 receptions in 2013) for the fifth-highest total.
- Tied **Jason Witten** (94 catches in 2009 and 2010) for the 10th-highest total in NFL history by a tight end.
- Reached 300 receptions and 3,000 receiving yards for his NFL career.
- Became the ninth player in franchise history and the second tight end in franchise history (**Frank Wycheck**) with three consecutive seasons of at least 50 receptions.
- Moved into third place on the team's all-time receiving chart among tight ends with 208 receptions in a Titans uniform. He trails only **Frank Wycheck** and **Bo Scaife**.

ILB AVERY WILLIAMSON

- Led the team with 137 tackles, the highest total by a Titans linebacker since **Stephen Tulloch's** 169 stops in 2010.
- Became the first player for the team in the "Titans era" (1999–present) to begin his career with consecutive 100-tackle seasons.
- With 16 tackles against Carolina on Nov. 15, he recorded the ninth game by a Titans player since 1999 with at least 16 tackles in a game.

WR KENDALL WRIGHT

- With 251 receptions from 2012–2015, caught more passes than any other player in his first four seasons with the franchise, topping the previous record holder, **Drew Hill** (250 receptions from 1985–1987).
- Became the 16th player in franchise history to reach 2,500 career receiving yards.
- Played in his 50th career game. His 235 receptions in his first 50 games with the team were more than any other player in franchise history, topping previous record holder **Charlie Hennigan's** 228 catches in his first 50 games with the Oilers from 1960–1963.
- Passed the 250 career reception mark and tied **Bo Scaife** (251) for 13th place on the team's career receptions list.

2015 KEY NUMBERS

2

NFL players in the Super Bowl era—**Marcus Mariota** and **Kordell Stewart**—who have passed for a touchdown, rushed for a touchdown and caught a touchdown pass during their rookie seasons.

3

Scheduled Titans picks within the first 64 selections of the 2016 NFL Draft, including the first (first round), 33rd (second round) and 64th (third round) overall picks.

4

Games during his rookie season in which **Marcus Mariota** completed at least three touchdown passes. He is the second rookie in NFL history to accomplish the feat, along with **Peyton Manning** (1998).

7.2

Sack percentage by the Titans defense in 2015 (percent of dropbacks resulting in sacks), which tied for fifth place in the NFL.

13

Members of the Titans coaching staff who have been added in 2016 or have different roles from the beginning of the 2015 season.

14

Rookies who played for the Titans in 2015: **Marcus Mariota**, **Dorial Green-Beckham**, **Jeremiah Poutasi**, **Andy Gallik**, **Jalston Fowler**, **Angelo Blackson**, **Deiontrez Mount**, **Cody Riggs**, **Quinton Spain**, **Tre McBride**, **David Cobb**, **Yannik Cudjoe-Virgil**, **J.R. Tavai** and **Andrew Turzilli**. All nine of the team's draft picks played in at least four contests.

15

Spots the Titans defense jumped in overall ranking from 2014 to 2015, going from 27th to 12th in yards allowed per game.

17.2

Receiving average in 2015 by second-round pick **Dorial Green-Beckham**. The number ranked first among all rookies and sixth among all players.

28

Sacks by Titans defensive tackle **Jurrell Casey** since he entered the NFL in 2011, which leads the team in that time period.

94

Receptions in 2015 by **Delanie Walker**, breaking **Frank Wycheck's** franchise tight end record of 70 receptions in a season (1998 and 2000).

137

Tackles by inside linebacker **Avery Williamson**, who led the team and became the first player for the team in the "Titans era" (1999–present) to begin his career with consecutive 100-tackle seasons.

251

Career receptions by **Kendall Wright**, more than any other player in Titans/Oilers history in a player's first four seasons with the team.

252

Number of days between the Titans' 2015 season finale (Jan. 3) until the first Sunday of the 2016 regular season (Sept. 11).

IMPORTANT DATES

February 7	Super Bowl 50, Levi's Stadium, San Francisco Bay Area, Calif.
February 16	First day for clubs to designate Franchise or Transition Players.
February 23-29	NFL Scouting Combine, Lucas Oil Stadium, Indianapolis, Ind.
March 1	Prior to 4:00 p.m., New York time, deadline for clubs to designate Franchise or Transition Players.
March 7-9	Beginning at 12 noon, New York time, on March 7, clubs are permitted to contact, and enter into contract negotiations with the certified agents of players who will become Unrestricted Free Agents upon the expiration of their 2015 Player Contracts at 4:00 p.m., New York time, on March 9. However, a contract cannot be executed with a new club until 4:00 p.m., New York time, on March 9.
March 9	At 4:00 p.m., New York time, the 2016 League Year and Free Agency period begin.
March 20-23	Annual League Meeting, Boca Raton, Fla.
April 18	Clubs with returning Head Coaches may begin offseason workout programs.
April 22	Deadline for Restricted Free Agents to sign offer sheets.
April 27	Deadline for prior club to exercise Right of First Refusal to Restricted Free Agents.
April 28-30	2016 NFL Draft, Chicago, Ill.
May 9	Rookie development program begins.
May 23-25	NFL Spring League Meeting, Charlotte, N.C.
June 19-25	Rookie Symposium, Aurora, Ohio.
Late July	Training camps begin.
August 11-15	Preseason schedule begins.
September 8-12	NFL Kickoff Weekend 2015

2016 OPPONENTS

The Titans know all 16 opponents they will face during the 2016 regular season.

In addition to home and road games against each of their AFC South rivals (Houston Texans, Indianapolis Colts and Jacksonville Jaguars), the Titans will face every team from the AFC West (at home against the Denver Broncos and Oakland Raiders; on the road against the Kansas City Chiefs and San Diego Chargers) and every team from the NFC North (at home against the Green Bay Packers and Minnesota Vikings; on the road against the Chicago Bears and Detroit Lions).

Additionally, every team has two conference games scheduled based on order of finish within its respective division. The Titans finished fourth in the AFC South, and as a result, they will have a 2016 home game against the AFC North's fourth-place team, the Cleveland Browns, and a road contest against the AFC East's fourth-place team, the Miami Dolphins.

Preseason opponents as well as dates and times of regular season games are typically announced by the NFL in April.

The Titans' opponents for the 2016 regular season:

2016 HOME OPPONENTS

Houston Texans
Indianapolis Colts
Jacksonville Jaguars
Denver Broncos
Oakland Raiders
Green Bay Packers
Minnesota Vikings
Cleveland Browns *

2016 ROAD OPPONENTS

Houston Texans
Indianapolis Colts
Jacksonville Jaguars
Kansas City Chiefs
San Diego Chargers
Chicago Bears
Detroit Lions
Miami Dolphins *

* Opponent based on final division standings in 2015.

GENERAL MANAGER JON ROBINSON

Jon Robinson was hired as Titans general manager on Jan. 14, 2016 after spending two years as director of player personnel for the Tampa Bay Buccaneers.

"As we visited with Jon and researched his career, his proven track record for scouting talent, leadership skills, and ability to build relationships make him an ideal candidate to lead our football operation," said **Amy Adams Strunk**, Titans controlling owner and co-chairman of the board of directors. "Jon is a proud Tennessean who is excited to be coming home, and we look forward to the future of our football team under his leadership."

Robinson arrived with a wide range of experience from working his way up on the personnel side of the NFL. From 2014–2015, he served as director of player personnel for the Buccaneers and oversaw both college and pro departments as the team rebuilt its roster. The 2015 Buccaneers draft class made a significant impact, including four rookie starters: quarterback **James Winston**, tackle **Donovan Smith**, guard **Ali Marpet** and linebacker **Kwon Alexander**.

"Our goal here is to win, bottom line," Robinson said upon accepting the new job. "That is a measuring stick that all franchises are measured by. Mike (Mularkey) and I have an aligned vision of what we want this team to look like. We want tough players, we want coachable players, we want smart players and most importantly we want players with a team-first attitude. My role here is to insure we find those players. I will coach the personnel staff on the type of players that we want and identify the guys that are true fits of what we are looking for in a Titan."

Prior to joining Tampa Bay, Robinson spent 12 years with the New England Patriots, including his last five years (2009-13) as the director of college scouting. In the five years heading up their college scouting, the Patriots added a number of key components to their roster that won the Super Bowl last year, including wide receiver **Julian Edelman**, defensive back **Devin McCourty**, tight end **Rob Gronkowski**, tackle **Nate Solder** and defensive end **Chandler Jones**. He joined the Patriots as an area scout in 2002, a role he served for four seasons. Robinson then spent two years (2006-07) as a regional scout, before being promoted to assistant director of college scouting in 2008 and then director of college scouting in 2009. In his time scouting for the Patriots the team won 10 division titles, four conference titles and two Super Bowls (2003, 2004).

"I was really most specifically on the college side as the college director (in New England). So my duties there were to organize all of the scouting of the college players in preparation for the draft and rookie free agency. When I got to Tampa, I was really exposed to everything as it relates to the day-to-day operations of running the football team, to the Monday meetings with the trainer and (general manager) Jason (Licht), working through the emergency list, the practice squad list, preparing for free agency, along with overseeing the college draft. It really opened my eyes to everything that goes on on a day-to-day basis, on a weekly basis, on a monthly basis that an NFL team has to prep for."

Robinson played three years at Southeast Missouri State as a defensive lineman after starting his college career at the Air Force Academy. Following his college career as a player, he spent one season (1998) coaching at his alma mater and three years (1999-2001) coaching at Nicholls State.

A native of Union City, Tenn., Robinson and his wife, Jaimie, have two daughters, Taylor and Bailey.

Jon Robinson's Background:

2016: Tennessee Titans - General Manager
2014-15: Tampa Bay Buccaneers - Director of Player Personnel
2009-13: New England Patriots - Director of College Scouting
2006-07: New England Patriots - Regional Scout
2002-05: New England Patriots - Area Scout
1999-01: Nicholls State - Assistant Coach
1998: Southeast Missouri State - Assistant Coach



WHAT THEY'RE SAYING ABOUT ROBINSON

Steve Underwood, Titans president/CEO (press conference Jan. 18, 2016): "Jon Robinson is the product of the most extensive search for a general manager in our club's history. We are so impressed with Jon's experience, his vision and his focus on restoring our franchise to greatness. We are persuaded fully that he will work with our staff and our coaches to restore our franchise on and off the field and Amy (Adams Strunk) believes that his talents and attitude are just what we need at this moment in time."

Mike Mularkey, Titans head coach (press conference Jan. 18, 2016): "We have had really good discussions for the vision we have for this football team. For our fans, we believe we can bring a championship to this city with the same vision. We have talked about it from day one of what it is going to take and it is very similar to what Jon just said. You heard me say that the first time I got in front of you when the coaching change took place. We want smart, tough, physical players, coachable and accountable, and that is what Jon and I will do. We will work together to find those players."

Floyd Reese, former Titans general manager and former New England Patriots executive (to TitansOnline.com Jan. 14, 2016): "You hear coaches talk all the time about when you get down to the fourth down play, there are certain guys that want the ball and other guys who might prefer it go to someone else. Jon wanted the ball, and I always thought that was something special about him."

"One of the biggest concerns I always had coming out of New England, because Bill (Belichick) runs everything, is there's not a lot of guys that have a chance to make decisions, and when you get thrown into a GM situation like this, making a decision is the hardest thing to do. ... If you've never done it, it is tough."

"One of the things I always liked about Jon is he was one of those guys that wanted to tell you, he wanted to give you his opinion. He had an opinion, and had reason and logic and something behind it. And I'm telling you, the guy is smart."

"I think Amy (Adams Strunk) and Kenneth (Adams IV) and Steve (Underwood), and the people involved, they hit a home run with this one. Jon is prepared, and is in the right spot. If you look at the things that are really important for success, then you would say this is a great match."

"He's an outstanding guy. When he got the job, the first thing he said was 'I'm coming home.' He is a Tennessee boy. He loves Tennessee. And anybody that gets a chance to go back home and work a job of this caliber back home, it's a daily incentive. Every morning you're thinking my mom and dad are going to see what I am doing or my friends are going to see what I am doing ..."

TITANS PERSONNEL STAFF

Jon Robinson	General Manager
Vin Marino	Vice President/Football Administration
Blake Beddingfield	Director of College Scouting
Dennis Polian	Assistant Director of Football Administration
Brian Gardner	Director of Pro Scouting
Wes Slay	Pro Scout
Kevin Turks	Pro Scout
Phil Neri	College Scout
Tim Ruskell	College Scout
Jon Salge	College Scout
Richard Shelton	College Scout
Marv Sunderland	College Scout
Brandon Taylor	College Scout
Mike Yowarsky	College Scout
Dale Thompson	Titans Combine Scout



"Jon will be outgoing. Coming back here and getting back in this environment, he'll be more accessible and visible. And I think the people here are going to love him."

Shelton Quarles, Tampa Bay Buccaneers director of football operations (to TitansOnline.com Jan. 14, 2016): "I think he has an overall great grasp of the league itself, from the guys coming in from college, to the guys that are already here on the pro side. And he has a great understanding of what it takes to set up a good roster and have a good team. He has a great ability to prioritize and make sure everyone is on task to get things done in a timely fashion. He works great with all the guys here, I've never heard any complaints. He is very organized and detail-oriented. He has been around some great coaches in (Bill) Belichick and was with Lovie (Smith). He's done a great job over the last few drafts here, with Jameis (Winston) and all our young guys from the draft who've kind of helped put us on the right track. I am pretty sure he'll be able to do the same thing with the Titans."

Jerry Reese, New York Giants general manager (statement Jan. 14, 2016): "I'm proud of Jon and happy for him. He's worked hard to earn his stripes in this business. I wish him good luck!"

Jason Licht, Tampa Bay Buccaneers general manager (to TitansOnline.com Jan. 14, 2016): "I first met Jon while I was a scout with the New England Patriots and he was a young position coach at Nicholls State University. After spending a day with him, I knew that he had a bright future in this business because he possessed the type of personnel and talent evaluation skills that NFL teams highly covet. A couple of seasons later, he was working with us at the Patriots and it became very clear that he would one day rise up the ranks to run his own team. During our 14 years together, Jon has been a valued co-worker and trusted advisor, but more importantly, a great friend. He was the first person I attempted to hire when I was named general manager of the Buccaneers and I was fortunate to have him by my side these past two years. Based on all that I know about Jon, I am certain he will enjoy great success with the Tennessee Titans. They could not have hired a better person to lead their football operations."

RECENT FREE AGENT HISTORY

2015

Players Signed (7)

T Byron Bell (Carolina)
CB Perrish Cox (San Francisco)
WR Harry Douglas (Atlanta)
TE Anthony Fasano (Kansas City)
WR Hakeem Nicks (Indianapolis)
OLB Brian Orakpo (Washington)
S Da'Norris Searcy (Buffalo)

Players Lost (3)

CB Brandon Ghee (Cincinnati)
FB Collin Mooney (Atlanta)
WR Nate Washington (Houston)

2014

Players Signed (7)

RB Dexter McCcluster (Kansas City)
DL Al Woods (Pittsburgh)
QB Charlie Whitehurst (San Diego)
LB Wesley Woodyard (Denver)
T Michael Oher (Baltimore)
LB Shaun Phillips (Denver)
G/C Eric Olsen (Pittsburgh)

Players Lost (4)

CB Alterraun Verner (Tampa Bay)
WR Kenny Britt (St. Louis)
QB Rusty Smith (N.Y. Giants)
WR Damian Williams (Miami)

2013

Players Signed (17)

S George Wilson (Buffalo)
G Andy Levitre (Buffalo)
RB Shonn Greene (New York Jets)
TE Delanie Walker (San Francisco)
LB Moise Fokou (Indianapolis)
DT Sammie Hill (Detroit)
C/G Rob Turner (St. Louis)
S Bernard Pollard (Baltimore)
DE Ropati Pitoitua (Kansas City)
QB Ryan Fitzpatrick (Buffalo)
WR Kevin Walter (Houston)
C/G Chris Spencer (Chicago)
RB Jalen Parmele (Jacksonville)
DT Antonio Johnson (Indianapolis)
RB Alvester Alexander (Indianapolis)
LB Greg Jones (Jacksonville)
T Barry Richardson (St. Louis)

Players Lost (6)

TE Jared Cook (St. Louis)
LB Zac Diles (Kansas City)
G/C Leroy Harris (Detroit)
DT Sen'Derrick Marks (Jacksonville)
LB Will Witherspoon (St. Louis)
DE Jarius Wynn (San Diego)

2012

Players Signed (7)

G Steve Hutchinson (Minnesota)
DE Kamerion Wimbley (Oakland)
DE Leger Douzable (Jacksonville)
LB Zac Diles (Indianapolis)
G Kyle DeVan (Philadelphia)
C Jon Cooper (Minnesota)
S Aaron Francisco (Detroit)

Players Lost (6)

WR Donnie Avery (Indianapolis)
CB Cortland Finnegan (St. Louis)
S Chris Hope (Atlanta)

DE William Hayes (St. Louis)
DE Jason Jones (Seattle)
LB Barrett Ruud (Seattle)

2011

Players Signed (11)

QB Matt Hasselbeck (Seattle)
DT Shaun Smith (Kansas City)
TE Daniel Graham (Denver)
LB Barrett Ruud (Tampa Bay)
CB Frank Walker (Minnesota)
S Jordan Babineaux (Seattle)
T Pat McQuistan (Miami)
S Anthony Smith (Green Bay)
T Adam Terry (Jacksonville)
RB Kestahn Moore (Washington)
WR Kevin Curtis (Kansas City)

Players Lost (4)

DE Jason Babin (Philadelphia)
QB Kerry Collins (Indianapolis)
LB Stephen Tulloch (Detroit)
TE Bo Scaife (Cincinnati)

2010

Players Signed (6)

LB Will Witherspoon (Philadelphia)
P/K Ricky Schmitt (San Francisco)
DE Jason Babin (Philadelphia)
CB Tye Hill (Atlanta)
QB Chris Simms (Denver)
TE Sean Ryan (Washington)

Players Lost (2)

DE Kyle Vanden Bosch (Detroit)
TE Alge Crumpler (New England)

2009

Players Signed (5)

CB DeMarcus Faggins (Houston)
DT Jovan Haye (Tampa Bay)
WR Mark Jones (Carolina)
QB Patrick Ramsey (Denver)
WR Nate Washington (Pittsburgh)

Players Lost (6)

CB Chris Carr (Baltimore)
DT Albert Haynesworth (Washington)
WR Brandon Jones (San Francisco)
CB Eric King (Detroit)
T Daniel Loper (Detroit)
QB Chris Simms (Denver)

2008

Players Signed (7)

TE Dwayne Blakley (Atlanta)
CB Chris Carr (RFA-Oakland)
TE Alge Crumpler (Atlanta)
DE Jevon Kearse (Philadelphia)
WR Justin McCareins (N.Y. Jets)
OT Jake Scott (Indianapolis)
LB Josh Stamer (Buffalo)

Players Lost (8)

G Jacob Bell (St. Louis)
RB Chris Brown (Houston)
LB Gilbert Gardner (Detroit)
TE Ben Hartsock (Atlanta)
DE Travis LaBoy (Arizona)
DE Antwan Odom (Cincinnati)
DT Randy Starks (Miami)
TE Ben Troupe (Tampa Bay)

FREE AGENCY PRIMER

Q. When does the 2016 free agency signing period begin?

A. At 3:00 PM CT on Wednesday, March 9.

Q. What are the categories of free agency?

A. Players are either "Restricted Free Agents" or "Unrestricted Free Agents." A Restricted Free Agent may be subject to a qualifying offer. A Restricted or Unrestricted Free Agent may be designated by his prior club as its Franchise Player or Transition Player.

Q. What is the time period for free agency signings this year?

A. For Restricted Free Agents, from March 9 to April 22. For Unrestricted Free Agents who have received the June 1 tender from their prior club, from March 9 to July 22 (or the first scheduled day of the first NFL training camp, whichever is later). For Franchise Players, from March 9 until the Tuesday following the 10th week of the regular season, November 15. For Transition Players, from March 9 until July 22. If the above-listed players do not sign by November 15, they must sit out the season.

Q. What is permitted during the new three-day negotiating period prior to the start of free agency?

A. Beginning at 11:00 a.m. CT on Monday, March 7 and ending at 2:59:59 p.m. CT on Wednesday, March 9, clubs are permitted to contact, and enter into negotiations with, the certified agents of players who will become Unrestricted Free Agents upon the expiration of their 2015 player contracts at 3:00 p.m. CT on March 9. However, a contract cannot be executed with a new club until 3:00 p.m. CT on March 9.

During this negotiation period, a prospective unrestricted free agent cannot visit a club (other than the player's current club) at its permanent facility or at any other location, and no direct contact is permitted between the player and any employee or representative of a club (other than the player's current club). If a player is self-represented, clubs are prohibited from discussions with the player during the negotiating period.

Clubs (other than the player's current club) may not discuss or make any travel arrangements with prospective unrestricted free agent players, their certified agents, or anyone else associated with the player until the expiration of those players' 2015 Player Contracts at 3:00 p.m. CT on March 9.

The three-day negotiating period applies only to potential unrestricted free agents; it does not apply to players who are potential Exclusive Rights Players or Restricted Free Agents, or to players who have been designated as Franchise Players or Transition Players.

Q. What is the difference between a restricted free agent and an unrestricted free agent?

A. In the 2016 League Year, players with three accrued seasons become Restricted Free Agents when their contracts expire at the conclusion of the 2015 League Year. Unrestricted Free Agents have completed four or more accrued seasons. An Unrestricted Free Agent is free to sign with any club with no draft choice compensation owed to his old club.

Q. What constitutes an "accrued season"?

A. Six or more regular-season games on a club's active/inactive, reserved/injured or reserve/physically unable to perform lists.

Q. What could restrict the ability of a Restricted Free Agent to sign with a new club?

A. If he has received a "qualifying offer" (a salary tender predetermined by the Collective Bargaining Agreement between the league and its players) from his old club. He can negotiate with any club through April 22. If the Restricted Free Agent signs an offer sheet with a new club, his old club can match the offer and retain him because the qualifying offer entitles it to a "right of first refusal" on any offer sheet the player signs. If the old club does not match the offer, it may receive draft choice compensation depending on the amount of its qualifying offer. If an offer sheet is not executed on or before April 22, the player's negotiating rights revert exclusively to his old club. In addition, a player who would otherwise be a Restricted Free Agent may be designated by his old club as its Franchise Player or Transition Player.

Q. What determines an unrestricted free agent?

A. A player with four or more accrued seasons whose contract has expired. He is free to sign with any club, with no draft choice compensation owed to his old club, through July 22 (or the first scheduled day of the first NFL training camp, whichever is later). At that point, his negotiating rights revert exclusively to his old club if by June 1 the old club tendered the player a one-year contract for 110 percent of his prior

year's salary. His old club then has until the Tuesday following the 10th week of the regular season (November 15) to sign him. If he does not sign by that date, he must sit out the season. If no tender is offered by June 1, the player can be signed by any club at any time throughout the season.

Q. What determines a franchise player?

A. The salary offer by a player's club determines what type of franchise player he is: exclusive or non-exclusive.

An "exclusive" franchise player – not free to sign with another club – is offered the greater of (i) the average of the top five salaries at the player's position for the current year as of the end of the Restricted Free Agent Signing Period; or (ii) the amount of the Required Tender for a non exclusive franchise player, as explained below.

The methodology for calculating the Required Tender for a non-exclusive franchise player is explained in Article 10, Section 2(a)(i) of the Collective Bargaining Agreement. It is known as the "Cap Percentage Average" for calculating the Required Tender for such a player: "The Nonexclusive Franchise Tender shall be a one year NFL Player Contract for (A) the average of the five largest Prior Year Salaries for players at the position . . . at which the Franchise Player participated in the most plays [formerly, "games"] during the prior League Year, which average shall be calculated by: (1) summing the amounts of the Franchise Tags for players at that position for the five preceding League Years; (2) dividing the resulting amount by the sum of the Salary Caps for the five preceding League Years . . . ; and (3) multiplying the resulting percentage by the Salary Cap for the upcoming League Year . . . (the "Cap Percentage Average") . . . ; or (B) 120% of his Prior Year Salary, whichever is greater . . ."

If a club extends a Required Tender to a non exclusive franchise player pursuant to this section, the player shall be permitted to negotiate a player contract with any club, except that draft choice compensation of two first-round draft selections shall be made in the event he signs with a new club.

Q. How many franchise and transition players can a team designate each season?

A. A team can designate one "franchise" player or one "transition" player among its potential restricted or unrestricted free agents.

Q. Can a club withdraw its franchise or transition designation on a player?

A. Yes. A club can withdraw its franchise or transition designation, and the player then automatically becomes an unrestricted free agent, either immediately or when his contract expires.

Q. After withdrawing the designation, can a club then designate another player?

A. Not in the 2016 season.

Q. Have the Titans used the franchise or transition designations recently?

A. The last Titans player to receive the franchise designation was safety **Michael Griffin** in 2012. After receiving the franchise tag, Griffin and the Titans reached a long-term contract agreement. Prior to Griffin, the Titans used the franchise designation in 2008 on defensive tackle **Albert Haynesworth** and in 2009 on tight end **Bo Scaife**. Before Haynesworth, the Titans had not applied the franchise tag to a player since **Blaine Bishop** in 1997. The transition designation has not been used by the Titans since they applied it to punter **Craig Hentrich** in 2003. The tag was removed after one week, and he was signed to a long-term contract.

Q. What is the salary cap for 2016?

A. The NFL has not yet released the salary cap figure for 2016, but it is expected to exceed the salary cap from 2015, which was \$143,280,000 per club.

Q. When do teams have to be in compliance with the salary cap?

A. At the start of the 2016 League Year, which begins at 3:00 p.m. CT on March 9.

Q. If a team is under the salary cap at the end of a given season, can the team carry over room to the next season?

A. Yes. A team may carry over room from one League Year to the following League Year by submitting notice to the NFL prior to 3:00 p.m. CT on the day before the team's final regular-season game indicating the amount of its remaining room that the club wishes to carry over.

Q. What is the maximum amount of room that a club can carry over?

A. One hundred percent of its remaining room.

TITANS TO DRAFT FIRST OVERALL

The Titans currently hold eight total picks in the 2016 NFL Draft, including the first overall selection in the first round and the second pick of the second round.

In total, the Titans currently own eight picks in the seven-round draft. They have all of their original picks plus an extra sixth-rounder obtained from the Atlanta Falcons in September 2015 in exchange for guard **Andy Levitre**.

Additionally, the NFL will award a total of 32 compensatory picks to teams in Rounds 3-7, based on net unrestricted free agency losses in 2015.



THREE-DAY EVENT SET FOR APRIL 28-30

The 2016 NFL Draft will begin in primetime for the seventh consecutive year, beginning with the first round on Thursday, April 28. The second and third rounds will take place on Friday, April 29, followed by rounds four through seven on Saturday, April 30.

For the second consecutive year, the draft will be held at the Auditorium Theatre of Roosevelt University in downtown Chicago. The 2015 draft marked the first time the event was held outside of New York City since 1964, when it took place in Chicago. The draft was held at Radio City Music Hall in Manhattan for the previous nine years.

The entire draft is scheduled to be televised by NFL Network and ESPN.

THE FIRST PICK

In determining draft order, non-playoff clubs select first through 20th, according to the reverse order of their standing (i.e., the team with the worst record receives the first pick, the team with the second-worst record receives the second pick, etc.). Playoff teams select 21st through 32nd based on their level of advancement in the postseason.

The Titans were one of two teams in 2015 to win three games, along with the Cleveland Browns. The Titans and Browns will rotate picks 1-2 in each round, meaning the Titans were assigned the second spot in the second round, the first pick in the third round, the second pick in the fourth round, etc.

In 49 drafts since 1967, when the NFL and AFL agreed to a "common draft," there have been eight number-one picks that have gone on to be inducted in the Pro Football Hall of Fame: quarterback **Troy Aikman** (1989, Dallas Cowboys), defensive end **Bruce Smith** (1985, Buffalo Bills), quarterback **John Elway** (1983, Baltimore Colts), running back **Earl Campbell** (1978, Houston Oilers), defensive end **Lee Roy Selmon** (1976, Tampa Bay Buccaneers), quarterback **Terry Bradshaw** (1970, Pittsburgh Steelers), running back **O.J. Simpson** (1969, Buffalo Bills) and tackle **Ron Yary** (1968, Minnesota Vikings). Additionally, 30 of the 49 first-overall picks have earned at least one Pro Bowl berth.

Other recent first-overall picks include the following: quarterback **Peyton Manning** (1998, Indianapolis Colts), quarterback **Michael Vick** (2001, Atlanta Falcons), quarterback **Carson Palmer** (2003, Cincinnati Bengals), quarterback **Eli Manning** (2004, San Diego Chargers), quarterback **Alex Smith** (2005, San Francisco 49ers), defensive end **Mario Williams** (2006, Houston Texans), quarterback **Matthew Stafford** (2009, Detroit Lions), quarterback **Cam Newton** (2011, Carolina Panthers), quarterback **Andrew Luck** (2012, Indianapolis Colts), tackle **Eric Fisher** (2013, Kansas City Chiefs) and defensive end **Jadeveon Clowney** (2014, Houston Texans). Last year, the Tampa Bay Buccaneers chose quarterback **Jameis Winston** with the first selection.

In the 49 common drafts, more quarterbacks have been selected with the first pick than any other. There have been 21 quarterbacks taken during that period, including 13 signal callers in the last 18 drafts. Next on the list is defensive ends, which have been taken first overall 10 times since 1967, followed by running backs (seven), offensive tackles (four), defensive tackles (three), linebackers (two) and wide receivers (two).

The Titans have picked first in the NFL Draft on two previous occasions. In 1973, the then-Oilers selected defensive end **John Matuszak** with the top pick, and in 1978, they traded up to select running back **Earl**

Campbell with the first selection. They also owned the first pick in 1974 but traded it to Dallas.

ROBINSON ENTERS FIRST DRAFT WITH TITANS

While the NFL will conduct the draft from Chicago, Titans personnel will be headquartered at Saint Thomas Sports Park in Nashville. The selection process will be the first for the Titans overseen by **Jon Robinson**, who was named general manager on Jan. 14.

During his five years (2009–2013) as director of college scouting for the New England Patriots, Robinson contributed to the drafting of players such as wide receiver **Julian Edelman**, defensive back **Devin McCourty**, tight end **Rob Gronkowski**, tackle **Nate Solder** and defensive end **Chandler Jones**.

Robinson spent the next two seasons as the director of player personnel for the Tampa Bay Buccaneers, and in 2015, the Buccaneers received significant contributions from a number of draft picks, including starting quarterback **Jameis Winston**, starting tackle **Donovan Smith**, starting guard **Ali Marpet** and starting linebacker **Kwon Alexander**.

DRAFT PICKS BY POSITION

In 56 drafts in the history of the Titans organization, the team has drafted more offensive linemen than any other position. There have been a total of 188 tackles, guards and centers drafted, 75 more than the next highest drafted position, running back/fullback, which has had 113 players drafted by the Titans.

Below is a breakdown of the team's 788 all-time draft picks by position groups.

Titans all-time drafts by position group:

Position Group	No. Draft Picks
1. Offensive Line	188
2. Running Back/Fullback	113
3. Defensive Backs	104
4. Linebacker	99
5. Defensive Line	89
6. Wide Receiver	82
7. Tight End	62
8. Quarterback	40
9. Kicker/Punter	11

For the past eight years, more defensive backs (cornerbacks and safeties) have been drafted into the NFL than any other position. Among the entire 256-member 2015 NFL draft class, there were 47 defensive backs selected, tied with offensive linemen for the most of any position. The last time another position group out-numbered the defensive backs was 2006, when 50 offensive linemen were chosen, versus 49 corners/safeties.

Total number of NFL draft picks by position, 2015:

Position Group	No. Draft Picks
1. Defensive Backs	47
Offensive Line	47
3. Defensive Line	41
4. Linebacker	37
5. Wide Receiver	34
6. Running Back/Fullback	23
7. Tight End	18
8. Quarterback	7
9. Kicker/Punter	1
Long Snapper	1

FIRST-ROUNDERS: OFFENSE OR DEFENSE?

Since the team's initial draft as a charter member of the American Football League in 1960, the Titans have made 51 first-round selections, using that pick on an offensive player 30 times and on defense 21 times.

On offense, running backs lead the list, having been chosen eight times in the first round, three of which were Heisman Trophy winners: **Billy Cannon** (1960), **Earl Campbell** (1978) and **Eddie George** (1996). The most recent was **Chris Johnson**, the 24th overall selection in 2008 who went on to rush for 1,228 yards as a rookie and eclipse 2,000 yards in his second season.

On the defensive side of the ball, linebackers have been selected the most -- seven times -- by the Titans in the first round. **Robert Brazile** (1975), **Lamar Lathon** (1990) and **Keith Bulluck** (2000) headline the linebackers chosen.

Breakdown of Titans' All-Time First-Round Picks by Position:

Offense	30	Defense	21
Running Back	8	Linebacker	7
Quarterback	6	Defensive End	6
Guard	5	Defensive Tackle	4
Tackle	5	Cornerback	3
Wide Receiver	4	Safety	1
Tight End	2		
Center	0		

In eight of the 17 drafts in the "Titans era" (since 1999), Tennessee has chosen a defensive player with its initial pick (including second-round picks in years without a first-round selection). Seven of those picks came in a nine-year span: defensive end **Jevon Kearse** (1999), linebacker **Keith Bulluck** (2000), cornerback **Andre Dyson** (second round in 2001), defensive tackle **Albert Haynesworth** (2002), cornerback **Andre Woolfolk** (2003), cornerback **Pacman Jones** (2005) and safety **Michael Griffin** (2007). The last defensive player taken with the Titans' first pick was outside linebacker/defensive end **Derrick Morgan** in 2010.

The recent trend is for the Titans to take offensive players first. In the last eight years, that side of the ball has been addressed seven times in the first round, with the selections of running back **Chris Johnson** (2008), wide receiver **Kenny Britt** (2009), quarterback **Jake Locker** (2011), wide receiver **Kendall Wright** (2012), guard **Chance Warmack** (2013), tackle **Taylor Lewan** (2014) and quarterback **Marcus Mariota** (2015).

THE 33RD OVERALL PICK

The Titans enter the 2016 NFL Draft not only with the first overall pick in the first round, but also the second pick of the second day of the draft. They are scheduled to draft 33rd overall when Round 2 opens on Friday, April 29. Because the New England Patriots do not have a first-rounder in 2016, the second round begins at pick number 32 (Cleveland Browns).

The Titans/Oilers have never before picked 33rd overall. They owned the pick in 2015 but traded it to the New York Giants in exchange for the 40th overall pick (second round), the 108th overall pick (fourth round) and the 245th overall pick (seventh round).

History of the 33rd overall pick (since 2002, when the NFL went to 32 teams and the first round became 32 picks):

Year	Team	Player Selected	Pos	College
2015 *	N.Y. Giants (from Ten)	Landon Collins	S	Alabama
2014	Houston	Xavier Su'a-Filo	G	UCLA
2013	Jacksonville	Johnathan Cyprien	S	Florida Int'l
2012	St. Louis	Brian Quick	WR	App. State
2011 *	New England (from Car)	Ras-I Dowling	CB	Virginia
2010	St. Louis	Rodger Saffold	T	Indiana
2009	Detroit	Louis Delmas	S	Western Mich
2008	Miami	Phillip Merling	DE	Clemson
2007 *	Arizona (from Oak)	Alan Branch	DT	Michigan
2006	Houston	DeMeco Ryans	LB	Alabama
2005	San Francisco	David Baas	G	Michigan
2004 #	Houston Texans	(Exercised in 2003 Supplemental Draft)		
2004 #	Arizona Cardinals	Karlos Dansby	LB	Auburn
2003	Cincinnati Bengals	Eric Steinbach	G	Iowa
2002	Houston Texans	Jabar Gaffney	WR	Florida

* Pick traded

The Houston Texans acquired the Oakland Raiders' 2004 second-round pick -- which would have been the 33rd overall pick -- but used it in the 2003 supplemental draft. As a result, the Arizona Cardinals picked 33rd.

2016 NFL DRAFT ORDER

Team	2015 Results				Schedule Strength
	W	L	T	Pct	
1. Tennessee Titans	3	13	0	.188	.492
2. Cleveland Browns	3	13	0	.188	.531
3. San Diego Chargers	4	12	0	.250	.527
4. Dallas Cowboys	4	12	0	.250	.531
5. Jacksonville Jaguars	5	11	0	.313	.473
6. Baltimore Ravens	5	11	0	.313	.508
7. San Francisco 49ers	5	11	0	.313	.539
8. Miami Dolphins	6	10	0	.375	.469
9. Tampa Bay Buccaneers	6	10	0	.375	.484
10. New York Giants	6	10	0	.375	.500
11. Chicago Bears	6	10	0	.375	.547
12. New Orleans Saints	7	9	0	.438	.504
13. Philadelphia Eagles	7	9	0	.438	.508
14. Oakland Raiders	7	9	0	.438	.512
15. St. Louis Rams	7	9	0	.438	.527
16. Detroit Lions	7	9	0	.438	.535
17. Atlanta Falcons	8	8	0	.500	.480
18. Indianapolis Colts	8	8	0	.500	.500
19. Buffalo Bills	8	8	0	.500	.508
20. New York Jets	10	6	0	.625	.441
21. Washington Redskins	9	7	0	.563	.465
22. Houston Texans	9	7	0	.563	.496
23. Minnesota Vikings	11	5	0	.688	.504
24. Cincinnati Bengals	12	4	0	.750	.477
25. Pittsburgh Steelers	10	6	0	.625	.504
26. Seattle Seahawks	10	6	0	.625	.520
27. Green Bay Packers	10	6	0	.625	.531
28. Kansas City Chiefs	11	5	0	.688	.496
29. New England Patriots *	12	4	0	.750	.473
30. Arizona Cardinals	13	3	0	.813	.477
31. Carolina Panthers	15	1	0	.938	.441
32. Denver Broncos	12	4	0	.750	.500

* New England does not have a first-round pick in 2016

Order as of Feb. 8, 2016

TITANS ALL-TIME FIRST-ROUND PICKS

First-round picks in the history of the Oilers/Titans:

Year	Pick	Player	Pos.	College
2015	2	Marcus Mariota	QB	Oregon
2014	11	Taylor Lewan	T	Michigan
2013	10	Chance Warmack	G	Alabama
2012	20	Kendall Wright	WR	Baylor
2011	8	Jake Locker	QB	Washington
2010	16	Derrick Morgan	DE	Georgia Tech
2009	30	Kenny Britt	WR	Rutgers
2008	24	Chris Johnson	RB	East Carolina
2007	19	Michael Griffin	DB	Texas
2006	3	Vince Young	QB	Texas
2005	6	Pacman Jones	CB	West Virginia
2004		(none)		
2003	28	Andre Woolfolk	CB	Oklahoma
2002	15	Albert Haynesworth	DT	Tennessee
2001		(none)		
2000	30	Keith Bulluck	LB	Syracuse
1999	16	Jevon Kearse	DE	Florida
1998	16	Kevin Dyson	WR	Utah
1997	18	Kenny Holmes	DE	Miami (Fla.)
1996	14	Eddie George	RB	Ohio State
1995	3	Steve McNair	QB	Alcorn State
1994	26	Henry Ford	DE	Arkansas
1993	13	Brad Hopkins	T	Illinois
1992		(none)		
1991		(none)		
1990	15	Lamar Lathon	LB	Houston
1989	23	David Williams	T	Florida
1988	22	Lorenzo White	RB	Michigan State
1987	3	Alonzo Highsmith	RB	Miami (Fla.)
	20	Haywood Jeffries	WR	NC State
1986	3	Jim Everett	QB	Purdue
1985	3	Ray Childress	DE	Texas A&M
	11	Richard Johnson	DB	Wisconsin
1984	2	Dean Steinkuhler	T	Nebraska
1983	9	Bruce Matthews	G	USC
1982	8	Mike Munchak	G	Penn State
1981		(none)		
1980		(none)		
1979		(none)		
1978	1	Earl Campbell	RB	Texas
1977	11	Morris Towns	T	Missouri
1976		(none)		
1975	6	Robert Brazile	LB	Jackson State
	15	Don Hardeman	RB	Tex.A&M-Kingsville
1974		(none)		
1973	1	John Matuszak	DE	Tampa
	14	George Amundson	RB	Iowa State
1972	6	Greg Sampson	DE	Stanford
1971	3	Dan Pastorini	QB	Santa Clara
1970	14	Doug Wilkerson	G	NC Central
1969	15	Ron Pritchard	LB	Arizona State
1968		(none)		
1967	5	George Webster	LB	Michigan St.
	23	Tom Regner	G	Notre Dame
1966		Tommy Nobis	LB	Texas
1965		Lawrence Elkins	TE	Baylor
1964		Scott Appleton	DT	Texas
1963		Danny Brabham	LB	Arkansas
1962		Ray Jacobs	DT	Howard Payne
1961		Mike Ditka	TE	Pittsburgh
1960		Billy Cannon	HB	LSU

ALL-TIME FIRST OVERALL PICKS

In the NFL's "common draft" era, which began in 1967, there have been 21 quarterbacks, 10 defensive ends, seven running backs, four tackles, three defensive tackles, two linebackers and two wide receivers selected with the first overall pick.

Players selected with the first overall selection in the NFL Draft in the "common draft" era (1967-present):

Year	Team	Player	Pos	College
2015	Tampa Bay Buccaneers	Jameis Winston	QB	Florida State
2014	Houston Texans	Jadeveon Clowney	DE	South Carolina
2013	Kansas City Chiefs	Eric Fisher	T	Central Michigan
2012	Indianapolis Colts	Andrew Luck	QB	Stanford
2011	Carolina Panthers	Cam Newton	QB	Auburn
2010	St. Louis Rams	Sam Bradford	QB	Oklahoma
2009	Detroit Lions	Matthew Stafford	QB	Georgia
2008	Miami Dolphins	Jake Long	T	Michigan
2007	Oakland Raiders	JaMarcus Russell	QB	LSU
2006	Houston Texans	Mario Williams	DE	North Carolina St.
2005	San Francisco 49ers	Alex Smith	QB	Utah
2004	San Diego Chargers	Eli Manning	QB	Mississippi
2003	Cincinnati Bengals	Carson Palmer	QB	USC
2002	Houston Texans	David Carr	QB	Fresno State
2001	Atlanta Falcons	Mike Vick	QB	Virginia Tech
2000	Cleveland Browns	Courtney Brown	DE	Penn State
1999	Cleveland Browns	Tim Couch	QB	Kentucky
1998	Indianapolis Colts	Peyton Manning	QB	Tennessee
1997	St. Louis Rams	Orlando Pace	T	Ohio State
1996	New York Jets	Keyshawn Johnson	WR	USC
1995	Cincinnati Bengals	Ki-Jana Carter	RB	Penn State
1994	Cincinnati Bengals	Dan Wilkinson	DT	Ohio State
1993	New England Patriots	Drew Bledsoe	QB	Washington State
1992	Indianapolis Colts	Steve Emtman	DT	Washington
1991	Dallas Cowboys	Russell Maryland	DT	Miami (FL)
1990	Indianapolis Colts	Jeff George	QB	Illinois
1989	Dallas Cowboys	Troy Aikman	QB	UCLA
1988	Atlanta Falcons	Aundray Bruce	LB	Auburn
1987	Tampa Bay Buccaneers	Vinny Testaverde	QB	Miami (FL)
1986	Tampa Bay Buccaneers	Bo Jackson	RB	Auburn
1985	Buffalo Bills	Bruce Smith	DE	Virginia Tech
1984	New England Patriots	Irving Fryar	WR	Nebraska
1983	Baltimore Colts	John Elway	QB	Stanford
1982	New England Patriots	Kenneth Sims	DE	Texas
1981	New Orleans Saints	George Rogers	RB	South Carolina
1980	Detroit Lions	Billy Sims	RB	Oklahoma
1979	Buffalo Bills	Tom Cousineau	LB	Ohio State
1978	Houston Oilers	Earl Campbell	RB	Texas
1977	Tampa Bay Buccaneers	Ricky Bell	RB	USC
1976	Tampa Bay Buccaneers	Lee Roy Selmon	DE	Oklahoma
1975	Atlanta Falcons	Steve Bartkowski	QB	California
1974	Dallas Cowboys	Ed (Too Tall) Jones	DE	Tennessee State
1973	Houston Oilers	John Matuszak	DE	Tampa
1972	Buffalo Bills	Walt Patulski	DE	Notre Dame
1971	New England Patriots	Jim Plunkett	QB	Stanford
1970	Pittsburgh Steelers	Terry Bradshaw	QB	Louisiana Tech
1969	Buffalo Bills	O.J. Simpson	RB	USC
1968	Minnesota Vikings	Ron Yary	T	USC
1967	Baltimore Colts	Bubba Smith	DE	Michigan State

TITANS BY THE PICK

Titans' draft picks, overall selections 1-32, since 1967 (picks in Round 1 unless otherwise noted):

Pick	Year	Player	Pos	School
1.	1973	John Matuszak	DE	Tampa
	1978	Earl Campbell	RB	Texas
2.	1984	Dean Steinkuhler	T	Nebraska
	2015	Marcus Mariota	QB	Oregon
3.	1971	Dan Pastorini	QB	Santa Clara
	1985	Ray Childress	DE	Texas A&M
	1986	Jim Everett	QB	Purdue
	1987	Alonzo Highsmith	RB	Miami (Fla.)
	1995	Steve McNair	QB	Alcorn State
	2006	Vince Young	QB	Texas
4.	(none)			
5.	1967	George Webster	LB	Michigan State
6.	1972	Greg Sampson	DE	Stanford
	1975	Robert Brazile	LB	Jackson State
	2005	Adam Jones	CB	West Virginia
7.	(none)			
8.	1982	Mike Munchak	G	Penn State
	2011	Jake Locker	QB	Washington
9.	1983	Bruce Matthews	G	USC
10.	2013	Chance Warmack	G	Alabama
11.	1977	Morris Towns	T	Missouri
	1985	Richard Johnson	DB	Wisconsin
	2014	Taylor Lewan	T	Michigan
12.	(none)			
13.	1993	Brad Hopkins	G	Illinois
14.	1970	Doug Wilkerson	G	N.C. Central
	1973	George Amundson	RB	Iowa State
	1996	Eddie George	RB	Ohio State
15.	1969	Ron Pritchard	LB	Arizona State
	1975	Don Hardeman	RB	Texas A&M-Kingsville
	1990	Lamar Lathon	LB	Houston
	2002	Albert Haynesworth	DT	Tennessee
16.	1998	Kevin Dyson	WR	Utah
	1999	Jevon Kearse	DE	Florida
	2010	Derrick Morgan	DE	Georgia Tech
17.	(none)			
18.	1997	Kenny Holmes	DE	Miami (Fla.)
19.	2007	Michael Griffin	S	Texas
20.	1987	Haywood Jeffries	WR	North Carolina St.
	2012	Kendall Wright	WR	Baylor
21.	(none)			
22.	1988	Lorenzo White	RB	Michigan State
23.	1989	David Williams	T	Florida
24.	1967	Tom Regner	G	Notre Dame
	2008	Chris Johnson	RB	East Carolina
25.	(none)			
26.	1994	Henry Ford	DE	Arkansas
27.	(none)			
28.	2003	Andre Woolfolk	CB	Oklahoma
	1991 (Rnd 2)	Mike Dumas	DB	Indiana
29.	1984 (Rnd 2)	Doug Smith	DE	Auburn
30.	2000	Keith Bulluck	LB	Syracuse
	2009	Kenny Britt	WR	Rutgers
	1983 (Rnd 2)	Harvey Salem	T	California
31.	1967 (Rnd 2)	Bob Davis	QB	Virginia
	1970 (Rnd 2)	Lee Brooks	DT	Texas
	1979 (Rnd 2)	Mike Stensrud	DE	Iowa State
32.	(none)			

DAY 3 PICKS

The Titans currently hold a pick in each of the fourth, fifth and seventh rounds and two picks in the sixth round. Those selections will take place on Day 3 of the draft on Saturday, April 30.

Through the years, the Titans have found a number of "hidden gems" in the second half of the draft who have become productive players and starters. Since 1995, the franchise has found 34 regular starters (started 10 games or more in at least one season unless otherwise noted below) through the years with selections in Rounds 4-7.

In 2015, the Titans had several former Day 3 picks who served as regular starters. The list included defensive end **DaQuan Jones** (fourth round in 2014), center **Andy Gallik** (sixth round in 2015), cornerback **Jason McCourty** (sixth round in 2009), cornerback **Coty Sensabaugh** (fourth round in 2012), center **Brian Schwenke** (fourth round in 2013) and linebacker **Avery Williamson** (fifth round in 2014).

Titans with starting roles found in Rounds 4-7 since 1995 (started at least 10 games in one or more seasons, unless otherwise noted):

Year	Player	Position	Round
1995	Michael Roan	TE	4
1995	Gary Walker	DE	5
1996	Jon Runyan	T	4
1997	Derrick Mason	WR	4
1998	Benji Olson	G	5
1998	Kevin Long	C	7
2000	Peter Sirmon	LB	4
2000	Robaire Smith	DT	6
2001	Justin McCareins	WR	4
2002	Justin Hartwig	C	6
2002	Carlos Hall	DE	7
2004	Jacob Bell	G	5
2005	Vincent Fuller*	DB	4
2005	David Stewart	T	4
2005	Roydell Williams	WR	4
2005	Bo Scaife	TE	6
2005	Reynaldo Hill	CB	7
2005	Eugene Amano	G	7
2006	Calvin Lowry	S	4
2006	Stephen Tulloch	LB	4
2006	Cortland Finnegan	CB	7
2007	Leroy Harris	G/C	4
2007	Jacob Ford*	DE	6
2008	William Hayes	DE	4
2009	Gerald McRath*	LB	4
2009	Jason McCourty	CB	6
2010	Alterraun Verner	CB	4
2010	Marc Mariani*	KR/PR	7
2011	Colin McCarthy*	LB	4
2011	Karl Klug*	DL	5
2012	Coty Sensabaugh*	CB	4
2013	Brian Schwenke	C	4
2014	DaQuan Jones	DE	4
2014	Avery Williamson	LB	5

Pro Bowl players listed in **bold type**

* Fuller did not start 10 games in any season but served full-time as the nickel defensive back from 2007-10; Ford did not start more than five games in a season but led the team in sacks from 2008-10; McRath was a starter at outside linebacker in 2010; Mariani was named to the Pro Bowl as a returner in 2010; McCarthy took over starting duties midway through his rookie season; Klug was not a regular starter but led the team in sacks as a rookie; Sensabaugh served full-time as the nickel defensive back in 2013 and 2014

THE TITANS AND DRAFT TRADES

More often than not in recent history, the Titans' draft is altered by at least one trade. The 2007 and 2011 drafts were the only selection processes in the last 14 years in which the Titans did not deal or acquire picks via trade.

In 2015, the Titans traded the team's original second-round pick (33rd overall) to the New York Giants for the Giants' second-round pick (40th), a fourth-rounder (108th) and a seventh-rounder (245th). The Titans used the three choices on wide receiver **Dorial Green-Beckham**, fullback **Jalston Fowler** and wide receiver **Tre McBride**, respectively.

In 2014, the Titans traded the team's original second-round pick (42nd overall) to the Philadelphia Eagles for Philadelphia's second-rounder (54th) and a fourth-rounder (122nd). The Titans' picks were used on running back **Bishop Sankey** and defensive back **Marqueston Huff**. Then, on the third day of the 2014 draft, the Titans moved up in the sixth round (186th to 178th) to select quarterback **Zach Mettenberger**. They sent their seventh-round pick to the Washington Redskins (228th) in the swap.

The Titans have not been involved in a trade in the first round since 2004, when they swapped their first- and fifth-rounder with Houston for additional picks in the second, third, fourth and fifth rounds.

Trades involving the Titans' first-round draft pick since 1990:

Year	Original Round (overall)	Trade With	Compensation Received Round (overall--player selected)
2004	1 (27) 5 (159)	HOU	2 (40--TE Ben Troupe) 3 (71--DT Randy Starks) 4 (103--DE Bo Schobel) 5 (138--G Jacob Bell)
2002	1 (14)	NYG	1 (15--DT Albert Haynesworth) 4 (115--CB Tony Beckham)
2001	1 (29)	STL	DE Kevin Carter
1997	1 (13) 4 (110)	KC	1 (18--Kenny Holmes) 3 (81--T Scott Sanderson) 4 (116--traded) 6 (181--LB Dennis Stallings)
1996	1 (9)	OAK	1 (17--traded*) 2 (48--G Jason Layman) 4 (109--T Jon Runyan)
* Note: The Titans traded down from ninth to 17th and then traded with Seattle back up to 14th to select RB Eddie George.			
1993	1 (19) 3 (75)	PHI	1 (13--T Brad Hopkins)
1992	1 (23)	SD	DE Lee Williams WR Shawn Jefferson
1991	1 (17)	NE	2 (28--DB Mike Dumas) 4 (101--DT David Rucker)

UNDRAFTED TALENT

At the conclusion of Round 7 of the draft, the Titans personnel department remains at work. At that point, general manager **Jon Robinson**, his staff, head coach **Mike Mularkey** and his assistants begin the process of contacting undrafted players the team hopes to sign as free agents.

In 2015, the Titans signed a total of 16 undrafted rookies. From that group, cornerback **Cody Riggs**, offensive lineman **Quinton Spain**, wide receiver **Andrew Turzilli** and outside linebackers **Yannik Cudjoe-Virgil** and **J.R. Tavai** went on to make contributions on the 53-man roster during the season. Also, free agent rookie offensive lineman **Josue Matias** spent the entire season on the practice squad, and undrafted cornerback **Curtis Riley** spent the campaign with the team on injured reserve.

In 2014, the Titans signed 20 undrafted free agents. Among those players, running back **Antonio Andrews** and tackle **Will Poehls** were still with the club at the end of 2015. Andrews led the team in rushing in his second season.

From the 2012 crop of Titans undrafted free agents, long snapper **Beau Brinkley** (2012) remains with the club.

Additional veteran contributors for the Titans who originally entered the NFL as undrafted free agents with other teams include offensive lineman **Byron Bell**, punter **Brett Kern**, defensive end **Ropati Pitoitua** and linebacker **Wesley Woodyard**.

PICKS BY COLLEGE CONFERENCE

Since 1994, the first year of the NFL's current seven-round draft format, the Titans have selected 36 players from the Southeastern Conference, more than any other conference. The Big Ten is second on the list, having sent 31 players to the organization, followed by the Pac-12 (24; formerly the Pac-10) and the ACC (20).

In 2015, the Titans continued to mine the top conferences for talent, selecting two players apiece from the SEC, Pac-12 and ACC. The SEC was represented by Auburn defensive lineman **Angelo Blackson** and Alabama fullback **Jalston Fowler**, both in the fourth round. From the Pac-12, the Titans chose Oregon quarterback **Marcus Mariota** in the first round and offensive lineman **Jeremiah Poutasi** in the third round. Their choices from the ACC both came in the sixth round: Louisville outside linebacker **Deiontrez Mount** and Boston College offensive lineman **Andy Gallik**.

The remaining three picks in 2015 came from the Big 12 (Oklahoma wide receiver **Dorial Green-Beckham**), the Big Ten (Minnesota running back **David Cobb**) and the Colonial Athletic Association (William & Mary wide receiver **Tre McBride**).

Titans picks by conference in the seven-round era (1994-present):

Conference	Titans Picks 1994-2014
Southeastern Conference	36
Big Ten	31
Pac-12	24
Atlantic Coast Conference	20
Big 12	18
Big East	12
Mountain West Conference	11
Conference USA	8
Mid-American Conference	6
Western Athletic Conference	5
Independent	4
Southland Conference	3
Big Sky Conference	3
Mid-Eastern Athletic Conference	2
Ohio Valley Conference	2
Southwestern Athletic Conference	2
Sun Belt	2
Conferences with one player selected: Pennsylvania State Athletic Conference, Gateway Conference, Ivy League, Mid-America Intercollegiate Athletics Association, Missouri Valley Football Conference, Wisconsin Intercollegiate Athletic Conference, Colonial Athletic Association	

Within the NFL as a whole, the SEC has produced more NFL draft picks than any other conference in 10 of the past 11 years. Last year the SEC had 54 players drafted, followed by the ACC's 47 draftees.

In 2013, the SEC set a modern-era record by having 63 players drafted.

Most NFL draft picks by college conference, 2015:

Conference	Total 2015 NFL Draft Choices
1. Southeastern Conference	54
2. Atlantic Coast Conference	47
3. Pacific 12 Conference	39
4. Big Ten Conference	35
5. Big 12 Conference	25

Most year-by-year NFL draft picks by college conference, 2005-14:

Year	Conference	Total NFL Draft Choices
2005	Southeastern Conference	37
2006	Atlantic Coast Conference	51
2007	Southeastern Conference	41
2008	Southeastern Conference	35
2009	Southeastern Conference	37
2010	Southeastern Conference	49
2011	Southeastern Conference	38
2012	Southeastern Conference	42
2013	Southeastern Conference	63
2014	Southeastern Conference	49
2015	Southeastern Conference	54

RECENT TITANS DRAFTS

2015

Rd.	Pick	Player	Pos.	College
1	2	Marcus Mariota	QB	Oregon
2a	33	(traded to New York Giants)		
2b	40	Dorial Green-Beckham	WR	Oklahoma
3	66	Jeremiah Poutasi	OL	Utah
4a	100	Angelo Blackson	DE	Auburn
4b	108	Jalston Fowler	FB	Alabama
5	138	David Cobb	RB	Minnesota
6a	177	Deiontrez Mount	OLB	Louisville
6b	208	Andy Gallik	C	Boston College
7a	219	(traded to New England)		
7b	245	Tre McBride	WR	William & Mary

2015 Draft Notes

- 2b, 4b, 7b – Picks acquired from New York Giants for 2a.
- 6b – Pick acquired in 2014 from New England for LB Akeem Ayers and 7a.

2014

Rd.	Pick	Player	Pos.	College
1	11	Taylor Lewan	T	Michigan
2a	42	(traded to Philadelphia)		
2b	54	Bishop Sankey	RB	Washington
3	77	(traded to San Francisco)		
4a	112	DaQuan Jones	DL	Penn State
4b	122	Marqueston Huff	DB	Wyoming
5	151	Avery Williamson	LB	Kentucky
6a	178	Zach Mettenberger	QB	Louisiana State
6b	186	(traded to Washington)		
7	228	(traded to Washington)		

2014 Draft Notes

- 2b and 4b were acquired in trade with Philadelphia for 2a.
- 3 Pick traded to San Francisco during 2013 draft (see 2013, 2a).
- 6a Pick acquired in trade with Washington for 6b and 7.

2013

Rd.	Pick	Player	Pos.	College
1	10	Chance Warmack	G	Alabama
2a	34	Justin Hunter	WR	Tennessee
2b	40	(Traded to San Francisco)		
3a	70	Blidi Wreh-Wilson	CB	Connecticut
3b	97	Zaviar Gooden	LB	Missouri
4	107	Brian Schwenke	C	California
5	142	Lavar Edwards	DE	Louisiana State
6a	176	(Traded to Minnesota)		
6b	202	Khalid Wooten	CB	Nevada
7a	216	(Traded to San Francisco)		
7b	248	Daimion Stafford	S	Nebraska

2013 Draft Notes

- 2a Pick acquired in trade with San Francisco for 2b, 7a and a third-round pick in 2014.
- 6a Pick traded to Minnesota in 2012 for a seventh-round pick in 2012.
- 3b, 6b, 7b awarded as compensatory selections

2012

Rd.	Pick	Player	Pos.	College
1	20	Kendall Wright	WR	Baylor
2	52	Zach Brown	LB	North Carolina
3	82	Mike Martin	DT	Michigan
4	115	Coty Sensabaugh	CB	Clemson
5a	145	Taylor Thompson	TE	Southern Methodist
5b	155	(traded to Miami)		
6	190	Markelle Martin	S	Oklahoma State
7a	211	Scott Solomon	DE	Rice
7b	227	(traded to Miami)		

2012 Draft Notes

- 5a Pick acquired in trade with Miami for 5b and 7b
- 7a Pick acquired in trade with Minnesota for a sixth-round choice in 2013

2011

Rd.	Pick	Player	Pos.	College
1	8	Jake Locker	QB	Washington
2	39	Akeem Ayers	LB	UCLA
3	77	Jurrell Casey	DT	Southern California
4a	109	Colin McCarthy	LB	Miami (Fla.)
4b	130	Jamie Harper	RB	Clemson
5	142	Karl Klug	DL	Iowa
6	175	Byron Stingily	T	Louisville
7a	212	Zach Clayton	DT	Auburn
7b	251	Tommie Campbell	DB	California (Pa.)

2011 Draft Notes

- 4b, 7b awarded as compensatory selections

2010

Rd.	Pick	Player	Pos.	College
1	16	Derrick Morgan	DE	Georgia Tech
2	47	(Traded to New England)		
3a	77	Damian Williams	WR	Southern California
3b	97	Rennie Curran	LB	Georgia
4a	104	Alterraun Verner	CB	UCLA
4b	111	(Traded to Seattle)		
5	148	Robert Johnson	S	Utah
6a	176	Rusty Smith	QB	Florida Atlantic
6b	185	(Traded to Seattle)		
6c	207	Myron Rolle	S	Florida State
7a	222	Marc Mariani	WR	Montana
7b	241	David Howard	DT	Brown

2010 Draft Notes

- 3b, 6c, 7b Awarded as compensatory selections
- 2 Pick traded to New England for 2009 third-round pick (see 2009 3a)
- 4a, 6a Acquired in trade with Seattle for RB LenDale White, DT Kevin Vickerson, 4b and 6b

2009

Rd.	Pick	Player	Pos.	College
1	30	Kenny Britt	WR	Rutgers
2	62	Sen'Derrick Marks	DT	Auburn
3a	89	Jared Cook	TE	South Carolina
3b	94	Ryan Mouton	CB	Hawaii
4a	130	Gerald McRath	LB	Southern Miss
4b	135	Troy Kropog	T/G	Tulane
5a	166	(Traded to Dallas)		
5b	173	Javon Ringer	RB	Michigan State
6a	203	Jason McCourty	CB	Rutgers
6b	206	Dominique Edison	WR	Stephen F. Austin
7a	239	Ryan Durand	G	Syracuse
7b	242	Nick Schommer	S	North Dakota St.

2009 Draft Notes

- 4b, 5b, 6b, 7b awarded as compensatory selections
- 3a Pick acquired in trade with New England for second round pick in 2010
- 5a Pick traded to Dallas (see 2008 4c)

2008

Rd.	Pick	Player	Pos.	College
1	24	Chris Johnson	RB	East Carolina
2	54	Jason Jones	DT	Eastern Michigan
3	85	Craig Stevens	TE	California
4a	103	William Hayes	DE	Winston-Salem St.
4b	124	(Traded to Washington)		
4c	126	Lavelle Hawkins	WR	California
4d	134	Stanford Keglar	LB	Purdue

- 5 157 (Traded to Washington)
- 6 189 (Traded to Seattle)
- 7 229 Cary Williams CB Washburn

2008 Draft Notes

- 4d Awarded as compensatory selection
- 4a Pick acquired in trade with Washington for fourth round pick (#124 overall) and fifth round pick (#157 overall)
- 4b Traded to Washington (see 4a)
- 4c Pick acquired in trade with Dallas for Pacman Jones
- 5 Traded to Washington (see 4a)
- 6 Traded to Seattle for Bryce Fisher

2007

Rd.	Pick	Player	Pos.	College
1	19	Michael Griffin	S	Texas
2	50	Chris Henry	RB	Arizona
3	80	Paul Williams	WR	Fresno State
4a	115	Leroy Harris	G/C	N.C. State
4b	128	Chris Davis	WR	Florida State
5	152	Antonio Johnson	DT	Mississippi State
6a	188	Joel Filani	WR	Texas Tech
6b	204	Jacob Ford	DE	Central Arkansas
6c	206	Ryan Smith	CB	Florida
7	223	Mike Otto	T	Purdue

2007 Draft Notes

- 4b Pick acquired in trade with Baltimore for Steve McNair in 2006
- 6b Pick acquired in trade with San Diego for Billy Volek in 2006
- 6c Pick acquired in trade with Indianapolis for seventh round pick (#238 overall) in 2006. That selection was originally obtained from Indianapolis for Rocky Calmus.

2006

Rd.	Pick	Player	Pos.	College
1	3	Vince Young	QB	Texas
2a	39	(Traded to Philadelphia)		
2b	45	LenDale White	RB	Southern California
3	70	(Traded to Buffalo)		
4a	102	Calvin Lowry	S	Penn State
4b	116	Stephen Tulloch	LB	NC State
5a	137	Terna Nande	LB	Miami (Ohio)
5b	169	Jesse Mahelona	DT	Tennessee
6	172	Jonathan Orr	WR	Wisconsin
7a	215	Cortland Finnegan	CB	Samford
7b	238	(Traded to Indianapolis)		
7c	245	Spencer Toone	LB	Utah
7d	246	Quinton Ganther	RB	Utah

2006 Draft Notes

- 5b, 7c and 7d were awarded as compensatory selections
- 2a Pick traded to Philadelphia (see 2b)
- 2b Pick acquired from Philadelphia along with 2006 fourth round pick (116 overall) for the Titans second round pick (39 overall)
- 3 Pick traded to Buffalo for RB Travis Henry in 2005
- 7b Pick acquired from Indianapolis for LB Rocky Calmus in 2005 and traded back to Indianapolis for sixth round selection in 2007

2015 TITANS DRAFT REVIEW

The Titans drafted **nine players** in the 2015 NFL Draft (April 30–May 2), beginning with Oregon quarterback **Marcus Mariota** with the second overall pick. In the second round, they traded back from the 33rd overall position to acquire the 40th overall pick (**Dorial Green-Beckham**), the 108th overall pick (fourth round, **Jalston Fowler**) and the 245th overall pick (seventh round, **Tre McBride**) from the New York Giants. Previously, the Titans traded their seventh-round pick (219th overall) and linebacker **Akeem Ayers** for New England's sixth-rounder (208th overall, **Andy Gallik**).



2015 Titans Draft Pick Capsules (Height, Weight, College, Draft Round, Overall Pick):

- **QB MARCUS MARIOTA** (6-4, 222, Oregon, 1st round, 2nd overall)
Rookie Season: As a rookie, he played and started in 12 games and led the Titans in passing. He set the franchise rookie records for attempts (370), completions (230), completion percentage (62.2), passing yards (2,818), touchdown passes (19) and passer rating (91.5, third in franchise history among all players).
College: The 2014 Heisman Trophy winner received a number of other accolades as a redshirt junior, including winning the Maxwell Award and being named Player of the Year by the Associated Press and the Walter Camp Football Foundation. The Honolulu, Hawaii, native started every game over his three collegiate seasons, earned a 36-5 record, completed at least one touchdown pass in every game, and is one of four players in FBS history to pass for 10,000 yards (10,796) and rush for 2,000 yards (2,237) in a career.
- **WR DORIAL GREEN BECKHAM** (6-5, 237, Oklahoma, 2nd round, 40th overall)
Rookie Season: As a rookie, he played in all 16 games (five starts) and finished the season with 32 receptions for 549 yards, a team-best average of 17.2 yards per reception, which also ranked sixth in the NFL (first among rookies), and four touchdown receptions. Green-Beckham's 549 yards ranked fifth in the NFL among all rookies in 2015.
College: The Springfield, Mo., native spent his first two collegiate seasons at the University of Missouri and amassed 87 receptions for 1,278 yards with 17 touchdowns. He spent 2014 practicing with the University of Oklahoma team but was ineligible to play because of transfer rules.
- **OL JEREMIAH POUTASI** (6-5, 335, Utah, 3rd round, 66th overall)
Rookie Season: As a rookie, Poutasi appeared in 11 games, starting the first seven contests at right tackle.
College: The Las Vegas, Nev., native played in 36 games with 35 starts in his three seasons with the Utes. The 6-foot-5-inch, 335-pounder started at right tackle as a true freshman before lining up as the starter at left tackle during his final two collegiate campaigns.



The Titans' 2015 draft class (L to R): (front row) David Cobb, Deiontrez Mount, Tre McBride, Jalston Fowler; (back row) Dorial Green-Beckham, Andy Gallik, Marcus Mariota, Angelo Blackson, Jeremiah Poutasi

2015 TITANS DRAFT PICKS

Rd.	Pick	Player	Pos.	College
1	2	Marcus Mariota	QB	Oregon
2	40	Dorial Green-Beckham	WR	Oklahoma
3	66	Jeremiah Poutasi	OL	Utah
4a	100	Angelo Blackson	DE	Auburn
4b	108	Jalston Fowler	FB	Alabama
5	138	David Cobb	RB	Minnesota
6a	177	Deiontrez Mount	OLB	Louisville
6b	208	Andy Gallik	C	Boston College
7	245	Tre McBride	WR	William & Mary

- **DL ANGELO BLACKSON** (6-4, 318, Auburn, 4th round, 100th overall)
Rookie Season: As a rookie, Blackson played in all 16 games and recorded 19 tackles, 2.5 sacks, two quarterback pressures and a pass defended.
College: The Bear, Del., native played in 52 games with 18 starts on the defensive line and amassed 65 tackles, 4.5 sacks, 17 tackles for loss and three forced fumbles in four seasons with the Tigers. As a senior in 2014, he played in 13 games with four starts and recorded three sacks.
- **FB JALSTON FOWLER** (5-11, 254, Alabama, 4th round, 108th overall)
Rookie Season: As a rookie, Fowler played in all 16 games and recorded seven carries for 13 games and a touchdown. He added five receptions for 44 yards and a touchdown.
College: The Mobile, Ala., native saw action in 53 career games in a myriad of roles for the Crimson Tide, including fullback, running back, tight end and H-back. He carried the ball 113 times for 738 yards (6.5 avg.) with five touchdowns during his collegiate career.
- **RB DAVID COBB** (5-11, 229, Minnesota, 5th round, 138th overall)
Rookie Season: Cobb began the season on injured reserve/designated for return. He later appeared in seven games with one start, rushing 52 times for 146 yards and a touchdown.
College: The Killeen, Texas, native appeared in 34 career games with the Golden Gophers and notched 2,893 rushing yards, which ranked seventh all-time in program history. As a senior in 2014, he rushed 314 times for a single-season school record 1,626 yards with 13 touchdowns.
- **OLB DEIONTREZ MOUNT** (6-5, 249, Louisville, 6th round, 177th overall)
Rookie Season: As a rookie, Mount played in the first four games of the season and posted a tackle and an interception before being placed on injured reserve (knee).
College: The Fort Walton Beach, Fla., native saw action in 44 career games as a defensive end and outside linebacker. He notched 82 tackles, 9.5 sacks and 18 tackles for loss during his four-year career with the Cardinals. In 2014, Mount played in 13 games with five starts and set career highs with 37 tackles, five sacks and 10.5 tackles for loss.
- **C ANDY GALLIK** (6-2, 306, Boston College, 6th round, 208th overall)
Rookie Season: As a rookie, he appeared in 12 games with eight starts at center.
College: The Evergreen Park, Ill., native was a four-year starting center for the Eagles, a two-time All-Atlantic Coast Conference honoree and as a senior was named a Rimington Trophy finalist, an award given to the nation's top center. He started the final 38 games of his career.
- **WR TRE MCBRIDE** (6-0, 210, William & Mary, 7th round, 245th overall)
Rookie Season: As a rookie, McBride began the season on the practice squad but later was elevated to the 53-man roster. In seven games, he caught two passes for eight yards and a touchdown and added 10 kickoff returns for 190 yards and five tackles on special teams.
College: The McDonough, Ga., native appeared in 45 collegiate games and ranked second in school history with 196 career receptions for 2,653 yards and 19 touchdowns. As a senior in 2014, he was named All-CAA First Team for the second consecutive season and finished the campaign with 64 catches for 809 yards and four touchdowns.

HEAD COACH MIKE MULARKEY

[Click For Complete Online Bio](#)

Mike Mularkey was named head coach of the Titans on Jan. 16, 2016. He served as the interim head coach for the final nine games of the 2015 season.

"The vision Mike presented for our football team during this search as well as the character, integrity, and leadership skills he displayed during the last two months of the (2015) season makes him the right coach for the Tennessee Titans," controlling owner and co-chairman of the board of directors Amy Adams Strunk said upon appointing Mularkey head coach on a full-time basis. "Mike is a quality coach and an outstanding person who will help us build this team the right way. He has experience as a head coach and a track record for developing young quarterbacks and dynamic offenses, and he also brings continuity for our franchise quarterback. We understand this may take time as we rebuild the roster and bring in new coaches for Mike's staff, but we believe he has the experience and expertise to build a consistent winner."

Mularkey has 21 years of NFL coaching experience, including three seasons as a head coach and eight as an offensive coordinator, with coaching stops in Jacksonville, Atlanta, Miami, Buffalo, Pittsburgh and Tampa Bay. In five of the eight seasons he was a coordinator Mularkey's team went to the playoffs. He joined the Titans in 2014 as tight ends coach and was elevated to assistant head coach prior to the start of the 2015 season.

As a former NFL tight end, Mularkey played a total of 114 games in nine seasons with the Minnesota Vikings and Pittsburgh Steelers. His experience as a player has molded his style as a position coach. Including his rookie preseason with the 49ers, Mularkey spent his career playing for three of the NFL's legendary coaches in Bill Walsh, Bud Grant and Chuck Noll. As an assistant coach Mularkey has served on the staffs of Sam Wyche, Bill Cowher, Nick Saban, Cam Cameron, Mike Smith and Ken Whisenhunt.

Mularkey joined the Titans after one season (2012) with the Jacksonville Jaguars as the franchise's fourth head coach, and four seasons (2008-11) with the Atlanta Falcons as offensive coordinator. Over the four-year time span with the Falcons, the team advanced to the postseason three times, ranked ninth in the NFL in total yards (354.8 per game), seventh in points (24.5), eighth in rushing yards (125.7), third in fewest turnovers (84), fourth in fewest sacks allowed (93), and sixth in third down conversions (44.2).

In three of the four years with the Falcons, Mularkey's offense produced a 3,000-yard passer, a 1,000-yard receiver and a 1,000-yard rusher in the same season. His guidance saw the rise of QB Matt Ryan, WR Roddy White, RB Michael Turner; and the continued growth of TE Tony Gonzalez, who totaled 233 receptions and 19 touchdowns in their three years together.



er. In 2010, Sporting News named Mularkey "Coordinator of the Year."

Prior to his time with the Falcons, Mularkey spent two seasons (2006-07) with the Miami Dolphins as the offensive coordinator in 2006, and tight ends coach in 2007. He joined the Dolphins after serving as head coach for the Buffalo Bills for two seasons (2004-05). In his first season with the team, the Bills finished 9-7, marking their only winning season over the last decade.

Eight seasons (1996-2003) with the Pittsburgh Steelers preceded Mularkey's time with the Bills. Mularkey served as the tight ends coach in his first five seasons. He molded Mark Bruener into an outstanding run-blocking tight end, while Jerome Bettis eclipsed the 1,000-yard rushing mark for five straight years. His final three seasons were spent as offensive coordinator, during which time he directed two top five offenses (3rd, 2001 and 5th, 2002) and earned Assistant Coach of the Year in 2001 from the Pro Football Writers of America.

Mularkey entered the coaching ranks in 1993, overseeing the offensive line at Concordia College. He transitioned into the NFL in 1994, where he began as a quality control coach for the Tampa Bay Buccaneers before being promoted to tight ends coach the following season (1995).

Selected in the ninth round by the San Francisco 49ers in 1983, Mularkey was waived following his first training camp. He was signed by the Vikings, where he played for six seasons, before finishing his career with three years at Pittsburgh. He totaled 102 receptions and 1,222 career yards.

A graduate of Northeast High School in Ft. Lauderdale, Fla., Mularkey played quarterback and earned a scholarship to the University of Florida. He was a three-year letterman at tight end for the Gators from 1979-82. He and his wife, Betsy, have two sons -- Patrick and Shane.

TENNESSEE TITANS 2016 COACHING STAFF

Mike Mularkey	Head Coach
Dick LeBeau	Asst. Head Coach/ Defensive Coordinator
Terry Robiskie	Offensive Coordinator
Bobby April	Special Teams Coordinator
Brandon Blaney	Defensive Asst.
Bob Bratkowski	Wide Receivers
Sylvester Croom	Running Backs
Nick Eason	Defensive Line
Russ Grimm	Offensive Line
Steve Hoffman	Asst. Special Teams
Steve Jackson	Asst. Secondary
Jason Michael	Quarterbacks
Arthur Smith	Tight Ends
Lou Spanos	Linebackers
Luke Steckel	Offensive Asst.
Mike Sullivan	Asst. Offensive Line
Deshae Townsend	Secondary
Jason Tucker	Asst. Wide Receivers
Steve Watterson	Asst. Head Coach/ Strength & Conditioning
Keith Willis	Asst. Defensive Line



MIKE MULARKEY AT A GLANCE

- Regular season record: 18-39 (.316)
- Postseason record: 0-0
- Overall record: 18-39 (.316)
- Regular season home record: 11-17
- Regular season road record: 7-22
- Years as Titans head coach: 1
- Years as NFL head coach: 4

Mike Mularkey's Career Coaching Ledger:

Years	Team	Position
2016	Tennessee Titans	Head Coach
2015	Tennessee Titans	Interim Head Coach
2015	Tennessee Titans	Asst. Head Coach/Tight Ends
2014	Tennessee Titans	Tight Ends
2012	Jacksonville Jaguars	Head Coach
2008-2011	Atlanta Falcons	Offensive Coordinator
2007	Miami Dolphins	Tight Ends
2006	Miami Dolphins	Offensive Coordinator
2004-2005	Buffalo Bills	Head Coach
2001-2003	Pittsburgh Steelers	Offensive Coordinator
1996-2000	Pittsburgh Steelers	Tight Ends
1995	Tampa Bay Buccaneers	Tight Ends
1994	Tampa Bay Buccaneers	Quality Control
1993	Concordia College	Offensive Line

Mike Mularkey's Career Playing Ledger:

Years	Team	Position
1989-1991	Pittsburgh Steelers	Tight End
1983-1988	Minnesota Vikings	Tight End
1979-1982	University of Florida	Tight End

TITANS/OILERS HEAD COACH HISTORY

COACH	YEARS	WON	LOST	TIED	PCT.
Lou Rymkus	1960-61	12	7	1	.625
Wally Lemm	1961, 1966-70	38	40	4	.487
Frank "Pop" Ivy	1962-63	17	12	0	.586
Sammy Baugh	1964	4	10	0	.285
Hugh "Bones" Taylor	1965	4	10	0	.285
Ed Hughes	1971	4	9	1	.321
Bill Peterson	1972-73	1	18	0	.052
Sid Gillman	1973-74	8	15	0	.347
O.A. "Bum" Phillips	1975-80	59	38	0	.608
Ed Biles	1981-83	8	23	0	.258
Chuck Studley	1983	2	8	0	.200
Hugh Campbell	1984-85	8	22	0	.266
Jerry Glanville	1985-89	35	35	0	.500
Jack Pardee	1990-94	44	35	0	.556
Jeff Fisher	1994-2010	147	126	0	.538
Mike Munchak	2011-13	22	26	0	.458
Ken Whisenhunt	2014-15	3	20	0	.130
Mike Mularkey	2015	2	7	0	.222

Records include postseason



TITANS ASSISTANT COACHES

DICK LEBEAU ASSISTANT HEAD COACH/DEFENSIVE COORDINATOR

[Click For Complete Online Bio](#)

- LeBeau joined the Titans in 2015 with 56 previous years of NFL experience as a player and coach. He was given the title assistant head coach/defensive coordinator for the 2016 season.
- In 2015, his first year with the Titans, the defense improved in nearly every defensive category, including total defense (12th from 27th), rush defense (18th from 31st) and pass defense (7th from 15th).
- He was inducted into the Pro Football Hall of Fame in 2010 for his 14-year playing career as a cornerback for the Detroit Lions.
- He joined the Titans after 11 years as the defensive coordinator for the Pittsburgh Steelers. It was his second stint with Pittsburgh, after spending time there as an assistant coach from 1992-96, including defensive coordinator from 1995-96. In his 13 seasons as the Steelers defensive coordinator, the team finished among the top-five in total defense 10 times and was number one overall five times. Also in those 13 seasons, Pittsburgh won four AFC Championships, two Super Bowls and advanced to the playoffs on nine occasions.
- LeBeau is considered the architect of the "zone blitz" scheme.
- LeBeau spent 18 total seasons with the Cincinnati Bengals (1980-91 and 1997-2002). He initially joined the Bengals as a defensive backs coach and then defensive coordinator. He rejoined the team in 1997 as assistant head coach/defensive coordinator and was elevated to head coach for three seasons (2000-02).
- He also spent one season as the assistant head coach for the Buffalo Bills in 2003, and the Bills defense ranked second in the NFL for total yards allowed.
- LeBeau started his coaching career as the special teams coach for the Philadelphia Eagles from 1973-75. He went on to Green Bay, where he was the defensive backs coach for four years (1976-79).



TERRY ROBISKIE OFFENSIVE COORDINATOR

[Click For Complete Online Bio](#)

- Robiskie was hired as offensive coordinator in January 2016 after gaining 34 previous years of coaching experience in the NFL, including six seasons as an offensive coordinator.
- He joined the Titans after spending eight seasons as wide receivers coach with the Falcons.
- Under Robiskie's guidance in 2015, Falcons receiver Julio Jones set a franchise record for receiving yards in a season (1,871). Robiskie also helped develop receiver Roddy White, who became Atlanta's franchise leader in receptions, receiving yards and touchdowns.
- He served as the receivers coach with the Miami Dolphins prior to joining the Falcons. Mike Mularkey was on the same 2007 Dolphins staff as tight ends coach.
- From 2001-06, he was with the Cleveland Browns as receivers coach (2001-03, 2005-06), offensive coordinator (2004) and interim head coach (five games in 2004).
- Robiskie previously served as the receivers coach and passing game coordinator for the Redskins, and he also spent time as Washington's interim head coach for the final three games in 2000.
- He coached 12 seasons with the Oakland Raiders in a variety of roles.
- A native of Edgard, La., Robiskie lettered four years as a running back at LSU. He went on to play three seasons with the Oakland Raiders (1977-79) before spending the next two seasons with the Dolphins.



BOBBY APRIL SPECIAL TEAMS COORDINATOR

[Click For Complete Online Bio](#)

- April was hired as special teams coordinator early in the 2016 offseason. He arrived with 24 years in the NFL as a special teams coach.
- He was named Special Teams Coach of the Year by his peers in both 2004 and 2008.
- During his NFL coaching career through 2015, his special teams units scored 21 touchdowns on kickoff returns (12) and punt returns (9).



TITANS ASSISTANT COACHES

- April was the special teams coordinator at the New York Jets in 2015. Prior to that he spent two years (2013-14) with the Oakland Raiders and three years (2010-12) with the Philadelphia Eagles.
- During his six seasons (2004-09) in Buffalo, his Bills units earned the number one spot in the Dallas Morning News' special teams rankings on three occasions. Additionally, three players earned Pro Bowl honors, including punter Brian Moorman, returner Terrence McGee and long-snapper Mike Schneck.
- He also spent time with the St. Louis Rams, New Orleans Saints, Pittsburgh Steelers and Atlanta Falcons. He has been to two Super Bowls as a special teams coach, one with St. Louis (XXXVI) and one with Pittsburgh (XXX).
- As a college coach (1978-90), April served stints at Southern Mississippi, Tulane, Arizona and Southern California.
- A native of New Orleans, La., April played linebacker at Nicholls State (1972-75).

BRANDON BLANEY DEFENSIVE ASSISTANT

[Click For Complete Online Bio](#)

- Blaney was hired by the Titans early in the 2016 offseason after spending the last two years as the offensive line coach at Iowa State and two seasons (2011-12) as a defensive assistant with the Jacksonville Jaguars.
- In total, he gained 17 years of college coaching experience and two years of NFL experience before he arrived in Tennessee.
- Blaney had stops at Kansas (2002-09), Ohio State (2001), Oklahoma (1999-2000) and Youngstown State (1995-98). He was a part of two national title winning staffs at Youngstown State (1997) and Oklahoma (2000).
- Blaney is a graduate of Youngstown State.



BOB BRATKOWSKI WIDE RECEIVERS

[Click For Complete Online Bio](#)

- Bratkowski joined the Titans in January 2016. He arrived with 21 years of NFL coaching experience, including 15 as an offensive coordinator and additional 14 years coaching in the college ranks.
- Bratkowski and Mike Mularkey worked together at three different NFL stops – Jacksonville (2012), Atlanta (2011) and Pittsburgh (1999-00).
- As the quarterbacks coach in Atlanta (2011), he worked with Matt Ryan and guided him to his first career 4,000-yard passing season.
- A long stretch of Bratkowski's NFL coaching career was as offensive coordinator for the Cincinnati Bengals, where he spent 10 seasons (2001-10). His offenses during that period ranked in the top 10 on three occasions.
- He entered the NFL coaching ranks as a wide receivers coach for the Seattle Seahawks (1992-94). He was promoted to offensive coordinator for the Seahawks in 1995 and stayed in that role for four years. He then spent two years (1999-00) with the Steelers coaching wide receivers on Bill Cowher's staff.
- In the college ranks, Bratkowski earned two national title wins (1989, 1991) as the offensive coordinator for the University of Miami (Fla.) and also spent time as the offensive coordinator at Washington State, Wyoming and Weber State.
- A native of San Angelo, Texas, Bratkowski was a three-year letterman as a wide receiver at Washington State.



SYLVESTER CROOM RUNNING BACKS

[Click For Complete Online Bio](#)

- Croom was hired by the Titans as running backs coach in 2013 after spending the 2012 season with the Jacksonville Jaguars. The 2016 season will be the 24th season of his NFL coaching career.
- Prior to his time in Jacksonville, he spent three seasons (2009-11) with the St. Louis Rams and guided Steven Jackson to 3,802 rushing yards and two Pro Bowl selections during their three years together.
- Croom was the head coach at Mississippi State from 2004-2008 becoming



ing the first African-American head football coach in SEC history. The high point of his tenure with the Bulldogs was the 2007 season, as the Bulldogs posted an 8-5 record and a Liberty Bowl victory.

- He was the offensive coordinator for the Detroit Lions from 1997-2000. While guiding the Lions offense, Barry Sanders posted 2,053 rushing yards in 1997.
- He also had stints as the running back coach at Green Bay (2001-03), San Diego (1992-96), Indianapolis (1991) and Tampa Bay (1987-90).
- A native of Tuscaloosa, Ala., Croom was an offensive lineman at the University of Alabama and played one season for the New Orleans Saints.

NICK EASON DEFENSIVE LINE

[Click For Complete Online Bio](#)

- Eason enters his third season with the Titans in 2016 and his first as defensive line coach. He was promoted after spending the 2014 and 2015 campaigns as the assistant defensive line coach.
- In 2013, he was an intern coach and assisted the defensive staff for the Cleveland Browns.
- Eason had a 10-year NFL career as a defensive lineman for the Browns, Pittsburgh Steelers and Arizona Cardinals. He played in 117 games during his career and registered seven sacks.
- He finished his NFL career playing two seasons (2011-12) for the Cardinals. He appeared in 32 games for the Cardinals and registered two sacks. He also played four seasons (2007-10) with the Pittsburgh Steelers and played in 55 games, including two Super Bowls - winning Super Bowl XLIII and losing Super Bowl XLV.
- Eason originally was a fourth-round selection by the Denver Broncos in the 2003 NFL Draft. He played college football at Clemson and appeared in 47 games with 35 starts for the Tigers, recording 15 sacks and 30 tackles for loss.



RUSS GRIMM OFFENSIVE LINE

[Click For Complete Online Bio](#)

- Grimm was hired by the Titans as offensive line coach in January 2016. He arrived with 21 years of experience as an NFL coach and is a member of the Pro Football Hall of Fame for his 11-year playing career as a guard for the Washington Redskins.
- He previously spent six seasons (2007-12) as the assistant head coach/offensive line coach for the Arizona Cardinals.
- As a player and a coach, Grimm earned trips to six Super Bowls, including four wins.
- Prior to his time in Arizona, Grimm spent seven years with the Steelers as the offensive line coach, including three seasons when Mike Mularkey was the team's offensive coordinator. He added the title of assistant head coach in his final three years there, becoming the first and only coach to hold that title on a Bill Cowher staff.
- Grimm started his coaching career with the Redskins as the tight ends coach in 1992. He spent five seasons in that role before moving to offensive line coach for four seasons (1997-2000).
- Grimm was an 11-year starter at guard for the Redskins and earned four trips to the Super Bowl, four Pro Bowl selections (1983-86) and was selected to the NFL's All-Decade team. In 2010, he was inducted into the Pro Football Hall of Fame.
- The Scottsdale, Pa., native was an All-American center at Pitt.



STEVE HOFFMAN ASSISTANT SPECIAL TEAMS

[Click For Complete Online Bio](#)

- Hoffman was hired by the Titans as assistant special teams coach in 2013. He has 26 years of NFL coaching experience, including stops at Oakland (2012), Kansas City (2009-2011), Miami (2007-08), Atlanta (2006) and Dallas (1989-04).
- In 2012, with Hoffman serving as the special teams coach for the Oakland Raiders, kicker Sebastian Janikowski posted the best field goal percentage of his career (91.2%, 31/34) and was a perfect 25/25 for kicks inside of 50 yards.
- The three previous years (2009-11), Hoffman was the special teams coach for the Kansas City Chiefs.



TITANS ASSISTANT COACHES

- Hoffman entered the NFL as a kicking coach for the Dallas Cowboys in 1989, a position he would hold for 16 seasons while contributing to three Super Bowl titles. He also doubled as a quality control assistant for the offensive and defensive staffs during his tenure with the Cowboys.
- He spent two seasons as an assistant special teams coach for the Miami Dolphins and a season in the same role for the Atlanta Falcons.
- Hoffman started in the coaching ranks with the University of Miami as the Kicking Coach from 1985-88.
- He played quarterback, running back, wide receiver and handled kicking and punting duties during his collegiate career at Dickinson College.

STEVE JACKSON ASSISTANT SECONDARY

[Click For Complete Online Bio](#)

- Jackson was hired by the Titans as assistant secondary coach during the 2016 offseason after obtaining 13 previous years of NFL coaching experience.
- In joining the Titans coaching staff, Jackson returns to the organization that drafted him out of Purdue in the third round of the 1991 NFL Draft. The Houston native went on to play his entire nine-year career (127 games) for the team. During his time as a player with the Titans/Oilers, Jackson tallied 14 interceptions and nine sacks.
- Jackson's most recent job in the NFL was an assistant secondary coach with the Detroit Lions in 2013.
- Jackson spent nine seasons (2004-11) coaching for the Washington Redskins. For five of those seasons (2004-09), he was the passing game coordinator/safeties coach, and in his time there, he guided safety Sean Taylor to two Pro Bowls before his death. He spent his final two years in Washington (2010-11) as the safeties coach.
- He entered the NFL coaching ranks with the Buffalo Bills as the safeties/third down coach for three seasons (2001-03).



JASON MICHAEL QUARTERBACKS

[Click For Complete Online Bio](#)


- Michael has 12 years of coaching experience, including nine seasons in the NFL. He joined the Titans after spending three seasons (2011-13) as the tight ends coach for the San Diego Chargers. He was the offensive coordinator from 2014-15.
- While working with the tight ends in San Diego, he guided Antonio Gates to the fourth most receptions (190) among NFL tight ends over that time period, and second-year tight end Ladarius Green posted 22.1-yards per catch.
- Prior to joining the Chargers, he spent two seasons (2009-10) with the San Francisco 49ers as an offensive assistant and then quarterbacks coach.
- Michael entered the NFL ranks in 2005 as a quality control coach for the Oakland Raiders. In 2006, he became an offensive quality control coach for the New York Jets and was promoted to tight ends coach for the Jets in 2007.
- Michael began his coaching career in 2003, as a graduate assistant for the University of Tennessee, where he assisted with the secondary and special teams for two seasons. He later returned in Knoxville to coach the tight ends in 2008, in Phillip Fulmer's final season.
- As a senior, Michael quarterbacked Western Kentucky to the 2002 NCAA I-AA championship with a 34-14 win over McNeese State and was named the school's Male Athlete of the Year in 2003.



ARTHUR SMITH TIGHT ENDS

[Click For Complete Online Bio](#)

- Smith enters his sixth season on the Titans staff in 2016. He was hired in 2011 as a defensive assistant/quality control coach, and from 2012-2013 he served as the offensive assistant/quality control coach. He was promoted from offensive assistant/tight ends to tight ends coach seven games into the 2015 campaign.
- In 2010, he worked at Ole Miss as an administrative assistant/defensive intern and worked primarily with the linebackers.
- He spent two years (2007-08) working for the Washington Redskins. He worked two years as defensive quality control coach after joining the or-



ganization as a college scouting assistant.

- The Memphis, Tenn., native graduated from North Carolina and played offensive line before joining the coaching staff for one season (2006) as a graduate assistant.

LOU SPANOS LINEBACKERS

[Click For Complete Online Bio](#)

- Spanos enters his third season with the Titans in 2016. He has 21 previous years of coaching experience, including 19 years in the NFL.
- From 2012-13, he was the defensive coordinator for UCLA.
- Prior to his time with the Bruins, he spent two seasons as the linebackers coach for the Washington Redskins.
- Spanos entered the NFL coaching ranks in 1995 with the Pittsburgh Steelers as a defensive assistant. He stayed in that role for 15 seasons, earned two World Championships in Super Bowls XL and XLIII, and coached in a third Super Bowl (XXX). During his time on the Steelers staff as a defensive assistant, he assisted with the linebackers and secondary.
- A native of Pittsburgh, Pa., Spanos was a four-year (1989-92) starter at center for Tulsa and spent one additional season as a student assistant working with the linebackers. The following season he joined the Steelers in the scouting department before being promoted to a defensive assistant after one season.



LUKE STECKEL OFFENSIVE ASSISTANT

[Click For Complete Online Bio](#)

- Steckel enters his fourth season with the Titans and his third campaign as an offensive assistant in 2016.
- He joined the Titans in 2013 after spending four seasons with the Cleveland Browns as the assistant to the head coach.
- He was a three-year letterman as a linebacker at Princeton (2004-06), where he helped lead the Tigers to an Ivy League Championship.
- He is the son of former Titans offensive coordinator Les Steckel and attended Brentwood (Tenn.) High School.



MIKE SULLIVAN ASSISTANT OFFENSIVE LINE

[Click For Complete Online Bio](#)


- Sullivan has 13 seasons of NFL coaching experience, including seven as offensive line coach. He enters his third campaign with the Titans in 2016.
- He joined the Titans in 2014 after one season as offensive line coach for the Cleveland Browns in 2013.
- Sullivan spent four seasons (2009-12) as the offensive line coach for the San Diego Chargers. He had two other stints with the Browns: 2007-08 as offensive line coach and 2001-04 as assistant offensive line coach.
- He has three seasons of college experience, as offensive line coach for Western Michigan from 2005-06 and as a graduate assistant for the University of Miami (Fla.) in 2000. Sullivan began his coaching career in 1997, spending five seasons coaching in Europe.
- A sixth-round selection of the Cowboys in 1991, he went on to play a total of 48 NFL games, all for the Tampa Bay Buccaneers from 1992-95.
- At the University of Miami (Fla.) from 1987-90, he was a member of two National Title teams for the Hurricanes and was later inducted into the University of Miami Sports Hall of Fame.



DESHEA TOWNSEND SECONDARY

[Click For Complete Online Bio](#)

- Townsend was hired by the Titans as secondary coach during the 2016 offseason after obtaining five previous years of NFL coaching experience and 13 years of NFL playing experience.
- He joined the Titans after three seasons as the cornerbacks coach for Mississippi State.




TITANS ASSISTANT COACHES

- He played the majority of his NFL career for the Pittsburgh Steelers, including six seasons (2004-09) with Dick LeBeau as the defensive coordinator. Townsend won two Super Bowls (XL and XLIII) as a player with the Steelers.
- As the cornerbacks coach at Mississippi State (2013-15), Townsend helped the 2014 Bulldogs defense lead the nation in passes defended (89) and passes broken up (73) to go along with 15 interceptions (15th nationally). In 2013, the Bulldogs ranked fifth in the SEC in passing defense.
- Townsend entered the coaching ranks in 2011 as the assistant defensive backs coach for the Arizona Cardinals.
- As a player in the NFL (Pittsburgh 1998-09; Indianapolis 2010), he played in 191 games (80 starts) and tallied 21 interceptions, 428 tackles, 15.5 sacks, three touchdowns, five fumble recoveries and four forced fumbles.
- The Batesville, Miss., native was a four-year starter at the University of Alabama and was a fourth-round selection by the Steelers in 1998.

JASON TUCKER ASSISTANT WIDE RECEIVERS

[Click For Complete Online Bio](#)

- Tucker joined the Titans in 2015 after spending six seasons coaching wide receivers in the Canadian Football League, including the last four with Saskatchewan.
- As a player, Tucker spent two years (1999-2000) with the Dallas Cowboys. He enjoyed his greatest success as a player in the CFL, where he totaled 7,046 receiving yards during his seven-year career with Edmonton. He earned CFL All-Star honors four times and won two Grey Cups (2003, 2005) as a player.
- Tucker played his college football at TCU and was a sixth-round selection by the Cincinnati Bengals in the 1998 NFL Draft.



STEVE WATTERSON ASST. HEAD COACH/ STRENGTH & CONDITIONING

[Click For Complete Online Bio](#)

- Watterson, who joined the organization in 1986), enters his 31st season with the Titans in 2016. He has been instrumental in helping to develop and implement various strength and conditioning programs with the Titans and directs the club's successful offseason conditioning program.
- He is the longest tenured active coach with one team currently in the NFL.
- In 2010, he became the first NFL head strength and conditioning coach to earn his 'Art of Strength' Kettlebell Instructor Certification during the 'A.O.S.' seminar held at Punch Gym in Franklin, Tenn. He and his assistant, Jason Novak, became the first tandem of 'A.O.S.' certified instructors in professional sports.
- In 2008, he was elected to the Alliance for Natural Health's Scientific Advisory Board.
- In 2002, Watterson was awarded the President's Award from the Professional Football Strength and Coaches Society for his contributions to the field of strength and conditioning.
- In 1992, he was named Professional Strength and Conditioning Coach of the Year.
- The Newport, R.I., native began his NFL career with the Philadelphia Eagles (1984-85).



KEITH WILLIS ASSISTANT DEFENSIVE LINE

[Click For Complete Online Bio](#)

- Willis was hired by the Titans as assistant defensive line coach early in the 2016 offseason. He arrived with 21 years of coaching experience.
- He spent the previous three years (2013-15) as the defensive line coach for the Montreal Alouettes in the Canadian Football League. In 2015, he guided John Bowman to a league-leading 19 sacks, and Montreal finished second in the league in total sacks with 55.
- Willis played 11 years as a defensive end in the NFL, spending time with the Pittsburgh Steelers (1982-91), Buffalo Bills (1992) and Washington Redskins (1993).
- The Northeastern University alumnus began his coaching career as defensive line coach at Slippery Rock College in 1995.



2015 REGULAR SEASON STATS

OFFENSE	2015	RANK	NFL/AVG
GAMES (Won-Lost)	3-13	---	---
FIRST DOWNS	298	27	320.8
Rushing	66	32	92.9
Passing	195	17t	196.5
Penalty	37	6	31.4
YDS GAINED (tot)	4988	30	5642.8
Avg per Game	311.8	30	352.7
RUSHING (net)	1485	25	1741.4
Avg per Game	92.8	25	108.8
Rushes	371	28	421.6
Yards per Rush	4.0	17	4.1
PASSING (net)	3503	25t	3901.3
Avg per Game	218.9	25t	243.8
Passes Att.	551	21	571.8
Completed	342	21	360.2
Pct Completed	62.1	20	63.0
Yards Gained	3893	23	4146.7
Sacked	54	32	37.1
Yards Lost	390	31	245.3
Had Intercepted	17	24t	13.6
Yards Opp Ret	263	25	189.3
Opp TDs on Int	3	25t	1.7
PUNTS	88	5t	76.3
Avg Yards	47.4	4	45.2
PUNT RETURNS	38	14	35.6
Avg Return	8.1	18	8.5
Returned for TD	0	13t	0.4
KICKOFF RETURNS	33	18t	33.8
Avg Return	20.6	28	23.6
Returned for TD	0	6t	0.2
PENALTIES	93	2	110.8
Yards Penalized	779	2t	940.5
FUMBLES BY	25	24t	20.8
Fumbles Lost	16	31	9.7
Opp Fumbles	16	24t	20.8
Opp Fum Lost	8	22t	9.7
POSS. TIME (avg)	29:25	23	30:00
TOUCHDOWNS	37	23t	41.2
Rushing	10	18t	11.4
Passing	25	18	26.3
Returns	2	23t	3.5
EXTRA-PT KICKS	29/31	19	94%
2-PT CONVERSIONS	3/5	10	48%
FIELD GOALS/FGA	14/16	9t	26/31
POINTS SCORED	299	28	365.0
TURNOVER DIFF.	-14	30t	0
DEFENSE	2015	RANK	NFL/AVG
POINTS ALLOWED	423	27	365.0
OPP FIRST DOWNS	317	14t	320.8
Rushing	101	20t	92.9
Passing	192	14t	196.5
Penalty	24	4t	31.4
OPP YARDS GAINED	5475	12	5642.8
Avg per Game	342.2	12	352.7
OPP RUSHING (net)	1797	18	1741.4
Avg per Game	112.3	18	108.8
Rushes	462	27	421.6
Yards per Rush	3.9	8	4.1
OPP PASSING (net)	3678	7	3901.3
Avg per Game	229.9	7	243.8
Passes Att.	502	1	571.8
Completed	319	319	360.2
Pct Completed	63.5	17	63.0
Sacked	39	12t	37.1
Yards Lost	271	11	245.3
INTERCEPTED BY	11	21t	13.6
Yards Returned	164	22	189.3
Returned for TD	1	15t	1.7
OPP PUNT RETURNS	47	30	35.6
Avg return	12.9	31	8.5
OPP KICKOFF RET	22	3t	33.8
Avg return	27.2	30t	23.6
OPP TOUCHDOWNS	51	30t	41.2
Rushing	11	17t	11.4
Passing	34	29t	26.3
Returns	6	29t	3.5

REGULAR TITANS LINEUP

OFFENSIVE STARTERS

- WR 83-Harry Douglas (6-0, 183, 8th year, Louisville)** - Signed as an unrestricted free agent in 2015, he had 36 receptions for 411 yards and two touchdowns in his first season in Tennessee. In seven previous campaigns with the Falcons (91 games), he caught 258 passes.
2015 Receiving: 36 Rec, 411 Yds, 2 TD
Career: 294 Rec, 3,541 Yds, 10 TD
- TE 82-Delanie Walker (6-0, 248, 10th Year, Central Missouri)** - The 2013 free agent acquisition played seven years with the 49ers before arriving in Tennessee. In 2015, he recorded 94 catches for 1,088 yards, setting single-season records in both categories for franchise tight ends. The first-time Pro Bowl selection also led all NFL tight ends in receptions.
2015 Receiving: 94 Rec, 1,088 Yds, 6 TD
Career: 340 Rec, 4,014 Yds, 24 TD
- LT 77-Taylor Lewan (6-7, 309, 2nd Year, Michigan)** - The team's first-round pick in 2014 (11th overall) started 21 total games at left tackle in his first two seasons, including 15 starts in 2015.
2015 GP/GS: 15/15 **Career GP/GS:** 26/21
- LG 60-Quinton Spain (6-4, 330, Rookie, West Virginia)** - Spain joined the Titans as a rookie free agent after playing in 50 career games at West Virginia. He started the final six games of 2015 at left guard.
2015/Career GP/GS: 7/6
- C 62-Brian Schwenke (6-3, 318, 3rd Year, California)** The former fourth-round pick totaled nine starts as a rookie in 2013 and 11 starts in 2014. He started the first five contests of 2015 before suffering a season-ending leg injury.
2015 GP/GS: 5/5 **Career GP/GS:** 25/25
- RG 70-Chance Warmack (6-2, 323, 3rd Year, Alabama)** - The team's 2013 first-round pick (10th overall) became the team's fourth rookie since 1999 to start all 32 games in his first two NFL seasons. He started 14 times at right guard in 2015.
2015 GP/GS: 14/14, **Career GP/GS:** 46/46
- RT 76-Byron Bell (6-5, 340, 5th Year, New Mexico)** - Bell was signed as a free agent in 2015 after four seasons (56 starts) in Carolina. In his first Titans season, he started all 16 games, including eight at right tackle.
2015 GP/GS: 16/16 **Career GP/GS:** 78/72
- TE 80-Anthony Fasano (6-4, 255, 10th Year, Notre Dame)** - The 2015 free agent signee played nine previous seasons with the Cowboys, Dolphins and Chiefs. In his first season in Tennessee, he caught 26 passes for 289 yards and two touchdowns in 16 games (11 starts).
2015 Receiving: 26 Rec, 289 Yds, 2 TD
Career: 279 Rec, 3,088 Yds, 33 TD
- WR 13-Kendall Wright (5-10, 191, 4th Year, Baylor)** - The team's 2012 first-round pick totaled 251 catches from 2012-2015, which ranks first in franchise history for a player's first four seasons. In 2015, he totaled 36 receptions for 408 yards and three touchdowns.
2015 Receiving: 36 Rec, 408 Yds, 3 TD
Career: 251 Rec, 2,828 Yds, 15 TD
- QB 8-Marcus Mariota (6-4, 222, Rookie, Oregon)** - The Heisman Trophy winner and second-overall draft pick in 2015 started 12 games as a rookie, missing four total contests due to injuries. He set virtually every franchise rookie passing record, including a 91.5 passer rating that ranks third in franchise history among all players. His 62.2 completion percentage was the fifth-highest percentage by a rookie in NFL history.
2015/Career Passing: 370 Att, 230 Cmp, 2,818 Yds, 19 TD, 10 INT, 91.5 Rtg
2015/Career Rushing: 34 Rushes, 252 Yds, 2 TD
- RB 26-Antonio Andrews (5-10, 225, 2nd Year, Western Kentucky)** - The 2014 undrafted free agent played in four contests and did not record a rushing attempt as a rookie. In 2015, he emerged as a starter and led the team with 520 rushing yards and three rushing touchdowns.
2015 Stats: 143 Rushes for 520 Yds, 3 TD; 21 Rec for 174 Yds
Career: 143 Rushes for 520 Yds, 3 TD; 23 Rec for 185 Yds

KEY OFFENSIVE RESERVES

- RB 23-David Cobb (5-11, 229, Rookie, Minnesota)** - The team's fourth-round pick appeared in seven contests with one start as a rookie. He rushed 52 times for 146 yards and a score.
2015/Career Stats: 52 Rushes for 146 yards, 1 TD; 1 Rec for -2 Yds
- FB 45-Jalston Fowler (5-11, 254, Rookie, Alabama)** - The fourth-round pick played in all 16 games as a rookie. He rushed seven times for 13 yards and a touchdown and added five receptions for 44 yards and a score.
2015/Career Stats: 7 Rushes for 13 Yds, 1 TD; 5 Rec for 44 Yds, 1 TD
- C/G 69-Andy Gallik (6-2, 306, Rookie, Boston College)** - The two-time All-ACC honoree was a sixth-round pick in 2015. As a rookie, he appeared in 12 games and recorded eight starts at center.
2015/Career GP/GS: 12/8
- WR 17-Dorial Green-Beckham (6-5, 237, Rookie, Oklahoma)** - The second-round pick ranked sixth in the NFL in 2015 with an average of 17.2 yards per reception. He was fifth among 2015 rookies in receiving yards (549).
2015/Career Stats: 32 Rec, 549 Yds, 4 TD
- WR 15-Justin Hunter (6-4, 203, 3rd Year, Tennessee)** - The 2013 second-round pick played in the first nine games of 2015 (five starts) before suffering a season-ending ankle injury. His 16.4-yard receiving average from 2013-2015 ranked 10th in the NFL.
2015 Receiving: 22 Rec, 264 Yds, 1 TD
Career: 68 Rec, 1,116 Yds, 8 TD
- RB 22-Dexter McCluster (5-8, 170, 6th Year, Mississippi)** - McCluster was signed as an unrestricted free agent in 2014 after four seasons in Kansas City, where he was named to the Pro Bowl in 2013 as a punt returner. He was the only NFL player in 2015 with at least 200 yards receiving, rushing, on kickoff returns and on punt returns.
2015 Stats: 55 Rushes for 247 Yds, 1 TD; 31 Rec for 260 Yds, 1 TD
Career: 247 Rushes for 1,040 Yds, 2 TD; 229 Rec for 1,957 Yds, 7 TD
2015 Returns: 13 KR, 21.9 Avg, 0 TD; 24 PRs, 9.0 Avg, 0 TD
Career Returns: 65 KR, 21.1 Avg, 0 TD; 125 PRs, 10.6 Avg, 3 TD
- T/G 79-Jamon Meredith (6-5, 312, 7th Year, South Carolina)** - Meredith joined the Titans during the 2014 campaign. In 2015, his first full season with the team, he appeared in 13 games with three starts.
2015 GP/GS: 13/3 **Career GP/GS:** 67/30
- QB 7-Zach Mettenberger (6-5, 224, 2nd Year, Louisiana State)** - The 2014 sixth-round pick started six games as a rookie. In his second year, he started four times as a backup to Marcus Mariota.
2015 Passing: 166 Att, 101 Cmp, 935 Yds, 4 TD, 7 INT, 66.7 Rtg
Career: 345 Att, 208 Cmp, 2,347 Yds, 12 TD, 14 INT, 75.4 Rtg
- T/G 73-Jeremiah Poutasi (6-5, 335, Rookie, Utah)** - The team's third-round pick started seven games at right tackle as a rookie and also served as a backup at guard.
2015/Career GP/GS: 11/7
- RB 20-Bishop Sankey (5-10, 209, 2nd Year, Washington)** - The team's second-round pick in 2014 led the team in rushing as a rookie (569 yards) and recorded 193 rushing yards in his second season.
2015 Stats: 47 Rushes for 193 Yds, 1 TD; 14 Rec for 139 Yds, 1 TD
Career: 199 Rushes for 762 Yds, 3 TD; 32 Rec for 272 Yds, 1 TD
- TE 88-Craig Stevens (6-3, 263, 8th Year, California)** - The 2008 third-round pick has served as the team's primary blocking tight end for the duration of his career. In 2015, he posted his highest reception total (12) and yardage total (121) since 2012.
2015 Receiving: 12 Rec, 121 Yds, 2 TD
Career: 60 Rec, 724 Yds, 6 TD

SPECIALISTS

- K 4-Ryan Succop (6-2, 218, 7th Year, South Carolina)** - The former seventh-round pick was signed in 2014 after five seasons in Kansas City. His 87.5 percent success rate on field goals in 2015 set a career high and ranked sixth in franchise history.
2015 Kicking: 14/16 FGs, 29/31 PATs, 71 Points
Career: 152/185 FGs, 216/218 PATs, 672 Points

REGULAR TITANS LINEUP

P 6-Brett Kern (6-2, 214, 8th Year, Toledo) - Claimed off waivers from the Broncos during the 2009 season, Kern is the Titans' career leader in both gross punting and net punting average. His 47.4-yard average in 2015 was second in team history to his 47.6 average in 2014.

2015 Punting: 88 Punts, 47.4 Avg, 1 TB, 34 In20, 40.3 Net

Career: 608 Punts, 45.5 Avg, 40 TB, 219 In20, 39.6 Net

DEFENSIVE STARTERS

DE 90-DaQuan Jones (6-4, 322, 2nd Year, Penn State) - The fourth-round pick in 2014 played in seven games as a rookie, and in his second year, he started all 16 contests.

2015 Stats: 67 Tackles, 2 TFL, 15 QBP, 1 FR

Career: 80 Tackles, 1 Sack, 4 TFL, 18 QBP, 1 FF, 1 FR

NT 96-Al Woods (6-4, 307, 6th Year, Louisiana State) - After four previous combined seasons with the Buccaneers, Seahawks and Steelers, he joined the Titans in 2014. In 2015, he set a career high with nine starts at nose tackle and recorded 31 tackles.

2015 Stats: 31 Tackles, 3 TFL, 3 QBP

Career: 103 Tackles, 3.5 Sacks, 1 PD

DT 99-Jurrell Casey (6-1, 305, 5th Year, USC) - The third-round draft pick only missed three total starts in his first five seasons. In 2013, he was named second-team AP All-Pro, and in 2015, he earned his first Pro Bowl appearance after totaling seven sacks and a career-high 28 quarterback pressures.

2015 Stats: 86 Tackles, 7 Sacks, 11 TFL, 28 QBP, 5 PD

Career: 416 Tackles, 28 Sacks, 38 TFL, 77 QBP, 10 PD, 4 FF, 2 FR

OLB 91-Derrick Morgan (6-3, 261, 6th Year, Georgia Tech) - The former first-round pick's 19 sacks from 2012-2014 led the Titans. In 2015, he had 4.5 sacks in the first four games but later suffered a shoulder injury, limiting him to nine starts.

2015 Stats: 34 Tackles, 4.5 Sacks, 6 TFL, 13 QBP, 2 PD, 1 FF

Career: 293 Tackles, 27.5 Sacks, 30 TFL, 86 QBP, 20 PD, 5 FF, 2 FR

ILB 54-Avery Williamson (6-1, 246, 2nd Year, Kentucky) - The Milan, Tenn., native was a fifth-round pick in 2014. As a rookie, he recorded more tackles (107) than any other Titans rookie in the "Titans era" (since 1999). He followed with a team-high 137 tackles in 2015.

2015 Stats: 137 Tackles, 3.5 Sacks, 9 TFL, 13 QBP, 1 INT, 1 PD

Career: 244 Tackles, 6.5 Sacks, 17 TFL, 21 QBP, 1 INT, 5 PD, 2 FR

ILB 59-Wesley Woodyard (6-0, 233, 8th Year, Kentucky) - The 2014 unrestricted free agent signee from the Broncos led the Titans defense with 134 tackles in his first season with the team. He followed that with 110 tackles in 2015, which ranked second.

2015 Stats: 110 Tackles, 5 Sacks, 7 TFL, 9 QBP, 1 FF, 1 PD, 1 FR

Career: 640 Tackles, 15.5 Sacks, 7 INT, 20 PD, 7 FF, 2 FR

OLB 98-Brian Orakpo (6-4, 257, 7th Year, Texas) - The former first-round pick arrived in Tennessee as an unrestricted free agent after six seasons with the Redskins (2009-14). In his first season with the team, he started all 16 games and tied for the team lead with seven sacks.

2015 Stats: 64 Tackles, 7 Sacks, 12 TFL, 37 QBP, 5 PD, 1 FF

Career: 375 Tackles, 47 Sacks, 58 TFL, 193 QBP, 1 INT, 22 PD, 7 FF, 3 FR

CB 29-Perrish Cox (6-0, 190, 5th Year, Oklahoma State) - Signed as an unrestricted free agent during the 2015 offseason, the former fifth-round pick joined the Titans after four previous seasons with the Broncos, Seahawks and 49ers. He started 13 games and recorded one interception in his first season in Tennessee.

2015 Stats: 31 Tackles, 1 INT, 7 PD

Career: 166 Tackles, 7 INT, 41 PD, 2 FF, 2 FR

SS 21-Da'Norris Searcy (5-11, 207, 5th Year, North Carolina) - A fourth-round selection by the Bills in 2011, he played in 62 games with 23 starts in his four seasons in Buffalo. He tied a career high with 13 starts in 2015 and notched one interception.

2015 Stats: 54 Tackles, 0.5 Sacks, 1 QBP, 4 PD, 1 INT

Career: 245 Tackles, 4.5 Sacks, 10 TFL, 6 QBP, 6 INT, 18 PD, 3 FF, 2 FR

FS 33-Michael Griffin (6-0, 215, 9th Year, Texas) - The first-round pick

and two-time Pro Bowler has led or tied for the team lead in interceptions in four different seasons. He finished the 2015 campaign in a tie for eighth place on the franchise's interceptions list (25) and in fourth place on the team's all-time tackles list (912).

2015 Stats: 101 Tackles, 1 Sack, 1 QBP, 3 TFL, 1 INT, 3 PD

Career: 912 Tackles, 7 Sacks, 10 QBP, 21 TFL, 25 INT, 65 PD, 11 FF, 5 FR

CB 24-Coty Sensabaugh (5-11, 187, 4th Year, Clemson) - The former fourth-round choice played mostly at nickel defensive back and as a reserve cornerback during his first three seasons. In 2015, he recorded a career-high 15 starts and notched two interceptions.

2015 Stats: 58 Tackles, 2 INT, 10 PD

Career: 166 Tackles, 1 Sack, 1 TFL, 1 QBP, 2 INT, 26 PD, 0 FF, 2 FR

KEY DEFENSIVE RESERVES

OLB 51-David Bass (6-4, 256, 3rd Year, Missouri Western St.) - The former seventh-round pick was claimed off waivers in 2015 from Chicago, where he appeared in 20 games from 2013-14. He played in all 16 games and recorded seven starts during his first season in Tennessee.

2015 Stats: 42 Tackles, 1.5 Sacks, 5 TFL, 9 QBP, 1 INT, 5 PD, 2 FR

Career: 74 Tackles, 5.5 Sacks, 8 TFL, 2 INT, 7 PD, 1 FF, 2 FR

ILB 55-Zach Brown (6-1, 248, 4th Year, North Carolina) - The former second-round pick's 210 tackles from 2012 through 2013 were the most on the team. After missing 15 games with an injury in 2014, he played in all 16 games with five starts in 2015 and posted 98 tackles.

2015 Stats: 98 Tackles, 0.5 Sacks, 5 QBP, 4 TFL, 2 INT, 3 PD

Career: 309 Tackles, 10 Sacks, 12 QBP, 14 TFL, 6 INT, 14 PD, 2 FF, 3 FR

NT 94-Sammie Hill (6-4, 328, 7th Year, Stillman) - The former fourth-round pick played in 59 games during his first four NFL seasons in Detroit before signing with the Titans in 2013. He played in 38 games with 30 starts in his first three seasons in Tennessee.

2015 Stats: 19 Tackles, 0 Sacks, 1 TFL, 1 QBP

Career: 201 Tackles, 7 Sacks, 16 PD, 1 FF, 5 FR

DE 97-Karl Klug (6-3, 278, 5th Year, Iowa) - The former fifth-round pick played in all 80 games in his first five NFL seasons. In 2015, his four sacks ranked second in his career, and he set a career high with 19 quarterback pressures.

2015 Stats: 26 Tackles, 4.0 Sacks, 19 QBP, 1 PD

Career: 127 Tackles, 18.5 Sacks, 43 QBP, 8 TFL, 8 PD, 5 FF, 1 FR

CB 30-Jason McCourty (6-0, 193, 7th Year, Rutgers) - The 2009 sixth-round pick started every game from 2012-2014. In 2015, he was affected by a groin injury as early as training camp and was limited to four starts.

2015 Stats: 16 Tackles, 1 PD

Career: 453 Tackles, 1.0 Sack, 9 TFL, 11 INT, 73 PD, 6 FF, 4 FR

CB 37-Cody Riggs (5-9, 187, Rookie, Notre Dame) - He became the first undrafted rookie cornerback in the "Titans era" to make the initial 53-man roster. As a rookie, he played in 11 games.

2015/Career Stats: 6 Tackles, 1 TFL, 2 PD

S 39-Daimion Stafford (6-1, 218, 3rd Year, Nebraska) - The former seventh-round pick led the team with 13 special teams tackles in 2014 and ranked fourth with nine special teams tackles in 2015. He also started twice at safety in 2015.

2015 Stats: 20 Tackles, 1 Sack, 1 TFL, 1 QBP, 5 PD, 9 SpT

Career: 54 Tackles, 2 Sacks, 3 TFL, 3 QBP, 1 INT, 8 PD, 34 SpT

CB 38-B.W. Webb (5-11, 190, 3rd Year, William & Mary) - The former fourth-round pick (Dallas) began the season on the practice squad and was promoted to the active roster in Week 9.

2015 Stats: 22 Tackles, 1 TFL, 1 INT, 3 PD

Career: 34 Tackles, 1 TFL, 1 INT, 4 PD

CB 25-Blidi Wreh-Wilson (6-1, 198, 3rd Year, Connecticut) - The 2013 third-round pick played in 24 games during his first two seasons, including 11 starts in 2014. He played in 10 games with three starts in 2015.

2015 Stats: 17 Tackles, 4 PD

Career: 83 Tackles, 0 Sacks, 1 TFL, 1 QBP, 1 INT, 15 PD, 1 FF, 0 FR

2015 GAME-BY-GAME HIGHLIGHTS

Highlights from the Titans' regular season schedule:

Week 1 • Sept. 13, 2015 • TITANS 42 at Buccaneers 14 • 1-0

In his first NFL game, Marcus Mariota passes for four touchdowns and a 158.3 passer rating, outdueling Tampa Bay's Jameis Winston ... Coty Sensabaugh returns an interception 26 yards for a touchdown on Winston's first pass ... The Titans total four sacks and two interceptions ... Kendall Wright catches four passes for 101 yards, including a 52-yard touchdown ... Bishop Sankey scores a rushing and receiving touchdown.

Week 2 • Sept. 20, 2015 • Titans 14 at BROWNS 28 • 1-1

The Browns record seven sacks and force three turnovers against Marcus Mariota and the Titans ... Browns quarterback Johnny Manziel passes for 172 yards and two long touchdowns to Travis Benjamin (60 and 50 yards) ... Benjamin adds a third touchdown on a 78-yard punt return ... Mariota passes for 257 yards with touchdowns to Anthony Fasano and Dorial Green-Beckham ... Dexter McCluster rushes for 98 of the Titans' 166 rushing yards.

Week 3 • Sept. 27, 2015 • COLTS 35 at Titans 33 • 1-2

The Colts erase a 27-14 deficit in the fourth quarter after losing a 14-0 lead earlier ... Titans fullback Jalston Fowler scores a touchdown with 47 seconds remaining but is stopped on the two-point conversion attempt that would have tied the score ... Marcus Mariota passes for franchise rookie record 367 yards ... Colts safety Dwight Lowery records two interceptions, including one for a touchdown.

Week 5 • Oct. 11, 2015 • BILLS 14 at Titans 13 • 1-3

The Titans hold the Bills scoreless in the first half and build a 10-0 lead before Bills quarterback Tyrod Taylor rushes for a 22-yard touchdown and passes for a two-yard score ... The Titans possess the ball for 35:31 and limit Buffalo to 209 yards, including just 109 passing yards ... Taylor rushes for 76 total yards ... Titans quarterback Marcus Mariota passes for 187 yards and rushes for 47 yards but is intercepted on the team's final drive.

Week 6 • Oct. 18, 2015 • DOLPHINS 38 at Titans 10 • 1-4

The Dolphins force four turnovers and record six sacks ... Miami defensive end Cameron Wake records four sacks and two forced fumbles in the first half ... The Dolphins rush for 180 yards, including 113 yards and a touchdown by Lamar Miller ... Dolphins safety Reshad Jones returns an interception 30 yards for a touchdown ... Quarterback Marcus Mariota passes for 219 yards and a touchdown but fumbles twice and throws two interceptions ... Dolphins quarterback Ryan Tannehill passes for 266 yards and two scores.

Week 7 • Oct. 25, 2015 • FALCONS 10 at Titans 7 • 1-5

Starting for an injured Marcus Mariota, Titans quarterback Zach Mettenberger is intercepted twice, including once in the final two minutes with the Titans in Atlanta territory...Falcons running back Devonta Freeman rushes for 116 yards on 25 carries...Matt Ryan passes for 251 yards for the Falcons, while Julio Jones records 92 receiving yards and the game-winning touchdown in the third quarter...The Titans produce a late goal-line stand to keep the deficit at three points...The Falcons limit the Titans to one-of-nine on third down.

Week 8 • Nov. 1, 2015 • Titans 6 at TEXANS 20 • 1-6

The Texans sack Zach Mettenberger seven times, including 3.5 sacks by linebacker Whitney Mercilus and 2.5 sacks by J.J. Watt ... The Texans force three turnovers (one interception and two fumbles) ... Texans quarterback Brian Hoyer passes for 235 yards, including a 21-yard touchdown to DeAndre Hopkins and a 42-yard touchdown to Nate Washington ... Hopkins totals eight receptions for 94 yards ... The Titans are limited to 1-of-12 on third down.

Week 9 • Nov. 8, 2015 • TITANS 34 at Saints 28 (OT) • 2-6

Marcus Mariota's fourth touchdown pass is a five-yarder to Anthony Fasano in overtime ... Mariota goes 28-of-39 for 371 yards and no interceptions ... He ties the game in the fourth quarter with a touchdown pass to Justin Hunter and two-point conversion to Delanie Walker ... The Titans force two turnovers and sack Drew Brees (28-of-39 for 387 yards) four times ... Walker registers two touchdown catches, including a 61-yarder ... The teams combine for 899 yards of offense, including 483 by the Titans.

Week 10 • Nov. 15, 2015 • PANTHERS 27 at Titans 10 • 2-7

Cam Newton completes his first 11 passes, completes a touchdown pass and rushes for one more as Carolina remains undefeated (9-0) ... Carolina's defense limits the Titans to 242 yards and 11 first downs and forces two turnovers ... The Titans record five sacks, the most allowed by the Panthers through nine games ... Greg Olsen records 80 yards on eight receptions, while Jonathan Stewart rushes for 91 yards for the Panthers.

Week 11 • Nov. 19, 2015 • Titans 13 at JAGUARS 19 • 2-8

Rashad Greene's 63-yard punt return sets up a late go-ahead touchdown pass from Blake Bortles to Julius Thomas in Jacksonville's Thursday night victory ... Jason Myers' final field goal (four-of-four during the game) comes after the Jaguars defense recovers a fumble with less than four minutes remaining ... The Titans take the lead in the third quarter on a 23-yard run by Marcus Mariota ... Each team records four sacks.

Week 12 • Nov. 29, 2015 • RAIDERS 24 at Titans 21 • 2-9

Raiders quarterback Derek Carr passes for 330 yards and three touchdowns, including the game-winner in the final two minutes ... Seth Roberts' game-clinching touchdown catch for the Raiders (12 yards) comes after a defensive holding call on the Titans on a fourth-down incompleteness ... Roberts (113) and Amari Cooper (115) each go over 100 receiving yards ... Marcus Mariota throws three touchdown passes but is intercepted twice ... Raiders outgain the Titans 407 yards to 249 and limit the Titans to 44 rushing yards.

Week 13 • Dec. 6, 2015 • Jaguars 39 at TITANS 42 • 3-9

Marcus Mariota passes for three touchdowns and adds an 87-yard rushing touchdown to outduel Jaguars quarterback Blake Bortles, who passes for 322 yards and five touchdowns ... The teams combine for 41 points in the fourth quarter ... Linebacker Wesley Woodyard scores what prove to be the deciding points on a three-yard fumble return ... Allen Robinson catches 10 passes for 153 yards and three touchdowns for the Jaguars, while Dorial Green-Beckham contributes 119 yards and a touchdown on five catches for the Titans.

Week 14 • Dec. 13, 2015 • Titans 8 at JETS 30 • 3-10

The Jets score 27 unanswered points in the first half, scoring on five of their first six drives ... Ryan Fitzpatrick passes for 263 yards and three touchdowns for the Jets, while Chris Ivory (101 yards) leads New York's rushing efforts ... Brandon Marshall records 125 receiving yards, including a 69-yard score ... Marcus Mariota scores Tennessee's only touchdown on a 41-yard pass from running back Antonio Andrews ... The Jets defense notches five sacks, while the offense records 439 yards and possesses the ball for 35:56.

Week 15 • Dec. 20, 2015 • Titans 16 at PATRIOTS 33 • 3-11

Marcus Mariota is knocked out of the game in the second quarter with a knee injury, and Zach Mettenberger comes on to complete 20 of 28 passes for 242 yards and two touchdowns ... Tight end Delanie Walker scores two touchdowns ... Tom Brady leads the Patriots with 267 yards and a pair of touchdown passes ... The Patriots produce five sacks and force three turnovers, including a fumble recovery for a touchdown, helping them build a 24-3 lead in the first half.

Week 16 • Dec. 27, 2015 • TEXANS 34 at Titans 6 • 3-12

The Texans force four turnovers, including a Quintin Demps fumble return for a touchdown two minutes into the game ... Texans backup quarterback Brandon Weeden completes two touchdown passes and rushes for another score ... With Marcus Mariota inactive (knee), Zach Mettenberger passes for 234 yards and avoids a shutout with a late touchdown pass to Tre McBride ... DeAndre Hopkins catches seven passes for 117 yards and a touchdown for Houston ... Houston rushes 42 times for 128 yards and possesses the ball for 36:13.

Week 17 • Jan. 3, 2016 • Titans 24 at COLTS 30 • 3-13

In a battle of backup quarterbacks, Zach Mettenberger (five-of-13 for 38 yards) starts for the Titans and is replaced by Alex Tanney (10-of-14 for 99 yards) due to injury ... Recently-signed quarterbacks Josh Freeman and Ryan Lindley play for the Colts, and each throw a touchdown pass, including a 57-yard strike from Freeman to tight end Coby Fleener ... Colts linebacker Jerrell Freeman returns an interception 23 yards for a touchdown ... The Titans score touchdowns on rushes by David Cobb and Mettenberger and a reception by Dorial Green-Beckham ... Adam Vinatieri boots three field goals for the Colts.

NISSAN STADIUM

On June 25, 2015, the Titans and Nissan North America announced the formation of a 20-year, exclusive naming-rights partnership that re-brands Nashville's downtown stadium as Nissan Stadium.

Nissan Stadium will host all Titans home football games, Tennessee State University football games, the Music City Bowl, the CMA Music Festival and numerous other events.

The procurement of naming rights to Nissan Stadium fits the automotive company's 'Fewer, Bigger, Better' marketing strategy, which has included ongoing sponsorships of NBC's 'The Voice,' the Heisman House college football program and a major advertising presence in this year's Super Bowl. Nissan is also now the official automotive partner of the Tennessee Titans.

Nissan's ever-growing footprint in Tennessee includes vehicle and powertrain manufacturing facilities in Smyrna and Decherd respectively, along with its North American headquarters in Franklin.

The Nissan Smyrna Plant began operations in 1983 and employs more than 8,400 people. In 2014, the Smyrna plant assembled more than 648,000 vehicles, making it the highest volume automotive assembly plant in North America. Nissan also has a major manufacturing presence in Canton, Mississippi, along with research and development groups in California, Arizona and Michigan. In total, the company employs more than 22,000 employees in the U.S.

One component of the Titans-Nissan partnership will be assisting charitable organizations throughout Middle Tennessee in an array of community outreach programs. A centerpiece of this is the annual "Taste of Titans" charitable event, for which Nissan will serve as presenting sponsor and this year benefits the Wounded Warrior Project. During the course of a 20-year relationship, a total of more than \$1 million resulting from these annual events is anticipated to be distributed to local non-profit organizations.

Nissan Stadium is a city-owned venue that has housed the Titans since 1999. The naming rights agreement includes the opportunity for Nissan branding on the exterior of the stadium, as well as stadium signage and other unique displays inside the stadium. LP Building Products has held the naming rights to the stadium since 2006 and that exclusivity now shifts to Nissan.

Titans/Oilers all-time regular-season record by home venue:

Stadium	Seasons	W-L-T	Pct.
Jeppesen Stadium	1960-1964	25-11-0	.694
Rice Stadium	1965-1967	11-10-0	.524
Astrodome	1968-1996	113-103-2	.523
Liberty Bowl	1997	6-2-0	.750
Dudley Field (Vanderbilt Stadium)	1998	3-5-0	.375
Nissan Stadium	1999-2015	74-62-0	.544

NISSAN STADIUM RECORD WHEN ...

The Titans at Nissan Stadium (1999-present):

	Games	Record	Pct.
Regular Season	136	74-62	.544
Postseason	4	2-2	.500
Combined	140	76-64	.543

Record When ...	Reg. Season	Playoffs
September	16-11	
October	16-17	
November	16-16	
December	25-17	
January	1-1	2-2
Thursday	2-2	
Friday	0-1	
Saturday	1-1	2-1
Sunday	66-55	0-1
Monday	5-3	
Against own division	31-26	0-1
Against AFC	53-49	2-2
Against NFC	21-13	
Overtime games	5-6	1-0
In primetime	8-9	
Temperature 80+	4-4	
Temperature <40	7-9	1-0
Titans score 20 points	59-26	2-0
Titans score 30 points	25-5	1-0
Titans allow <20 points	54-10	1-1
Titans allow <10 points	12-0	
Titans net 300 yards	57-37	1-2
Opponents net <300 yards	41-9	1-2
Titans 0 turnovers	22-5	
Force 2 turnovers	55-19	

TITANS/OILERS ALL-TIME RECORD

	W	L	T
Regular Season:	404	442	6
Home	232	192	2
Road	172	250	4
As Titans (1999-present)	137	135	0
As Oilers (1960-1998)	267	307	6
Postseason:	14	19	0
Home	6	5	0
Road	8	13	0
Super Bowl (XXXIV)	0	1	0

All-time playoff appearances by the Oilers/Titans: 1960, 1961, 1962, 1967, 1969, 1978, 1979, 1980, 1987, 1988, 1989, 1990, 1991, 1992, 1993, 1999, 2000, 2002, 2003, 2007, 2008

All-time division titles by the Oilers/Titans: 1960, 1961, 1962, 1967, 1991, 1993, 2000, 2002, 2008



ROSTER TURNOVER

From their 2014 season finale on Dec. 29 to the 2015 season opener on Sept. 13, the Titans had 137 player personnel transactions (players signed, claimed off waivers, released, traded or placed on reserve lists). The final result of the team's maneuvering was 19 new players on the 53-man roster heading into the season opener, including seven draft picks, nine free agents, two waiver claims and one player acquired via trade.

The 35.8 percent roster turnover from 2014 to 2015 ranks second in the franchise's "Titans era" (1999–present). The 2013 squad had the highest turnover by keeping 20 new players who were added during the offseason (37.7 percent).

The list of new additions to the Titans include the following players (roster as of Sept. 13):

- Free agents (9): WR Harry Douglas, S Da'Norris Searcy, OLB Brian Orakpo, TE Anthony Fasano, CB Perrish Cox, G Byron Bell, CB Cody Riggs (rookie FA), G Quinton Spain (rookie FA) and TE Phillip Supernaw
- Waiver acquisitions (2): OLB David Bass and LB Steve Johnson
- Acquired via trade (1): RB Terrance West
- Draft picks (8): QB Marcus Mariota, WR Dorial Green-Beckham, T Jeremiah Poutasi, DL Angelo Blackson, FB Jalston Fowler, OLB Deiontrez Mount and C Andy Gallik.

Number of new players* in Week 1 on the Titans' 53-man roster:

Season	New Players on 53-Man Roster in Week 1
1999	15
2000	18
2001	12
2002	17
2003	13
2004	15
2005	16
2006	18
2007	13
2008	16
2009	12
2010	9
2011	15
2012	14
2013	20
2014	18
2015	19

* Includes players on the opening-day, 53-man roster who were drafted, signed as free agents or awarded via waivers since the previous season. The 2015 list does not include players on reserve lists or the practice squad. The 2015 count is as of Sept. 13.



ROSTER BREAKDOWN

On 2015 season-ending roster, there were 25 offensive players, 25 defensive players and three specialists.

Among the 53 players, all but six were added to the roster from 2012 through 2015.

The following is a closer breakdown of the 53-man roster (does not include players on the practice squad or reserve lists).

By Draft Round:

First Round	6
Second Round	3
Third Round	5
Fourth Round	11
Fifth Round	5
Sixth Round	3
Seventh Round	4
Undrafted	16

Years in NFL:

10th	2
9th	1
8th	4
7th	4
6th	2
5th	5
4th	7
3rd	6
2nd	10
1st	0
Rookie	12

By Age (age as of Week 1):

21-24	20
25-28	22
29-32	10
33+	1

By Position:

OL	8
DL	7
LB	8
RB/FB	4
TE	4
CB	5
WR	6
S	5
QB	3
Specialists	3

Drafted by the Titans: 26

New players in 2015: 23

Oldest player: TE Anthony Fasano (4/20/1984)

Youngest player: T Jeremiah Poutasi (8/7/94)

Tallest player: DE Ropati Pitoitua (6-8)

Shortest player: RB Dexter McCluster (IR) (5-8)

Most seasons with the Titans (including 2015): S Michael Griffin (9)

Most NFL seasons (including 2015): TE Anthony Fasano, TE Delanie Walker (10)

States that produced the most current Titans (high school location):

Texas - 9 (Josh Aubrey, David Cobb, Michael Griffin, Brian Orakpo, Perrish Cox, Byron Bell, Kendall Wright, Phillip Supernaw, Marqueston Huff)

Georgia - 6 (Harry Douglas, Tre McBride, Wesley Woodyard, Da'Norris Searcy, Zach Mettenberger, Chance Warmack)

Colleges that produced the most current Titans (53-man roster):

Nine schools with two players each – Alabama, Kentucky, Louisiana State, North Carolina, Notre Dame, South Carolina, Southern California, Texas, William & Mary

11 PLAYERS ON INJURED RESERVE

At the conclusion of the 2015 season, the Titans had a total of 11 players on injured reserve. Since 1990, the 2015 injured reserve tally for the Titans was third behind only the 2012 (16) and 2014 (15) campaigns.

The players on injured reserve were outside linebacker **Yannik Cudjoe-Virgil**, tight end **Dorin Dickerson**, cornerback **Brandon Harris**, wide receiver **Justin Hunter**, defensive lineman **Mike Martin**, running back **Dexter McCluster**, cornerback **Jason McCourty**, outside linebacker **Derrick Morgan**, outside linebacker **Deiontrez Mount**, cornerback **Curtis Riley** and center **Brian Schwenke**. Hunter, McCourty, Morgan and Schwenke were regulars in the starting lineup prior to getting hurt.

The 11-player list does not include players who were placed on injured reserve and later waived or removed after injury settlements.

Most Titans/Oilers players on injured reserve, 1990–2015:

Season	Players on Injured Reserve
1. 2012	16
2. 2014	15
3. 2015	11
4. 2007	9
5. 2006	8
2004	

12 PLAYERS WITH RECEIVING TD

The Titans totaled 12 players in 2015 with at least one touchdown reception, which was the most in the NFL. The total was also the most in team history. Previously, only the 1961 Oilers had as many as 10 different players catch at least one touchdown pass.

Teams with the most players with a touchdown reception in 2015:

Team	Players with at Least One Receiving TD
1. Tennessee Titans	12
2. Houston Texans	11
3. Detroit Lions	10
Indianapolis Colts	10
Seattle Seahawks	10
Tampa Bay Buccaneers	10

Most players in a season with at least one touchdown reception, franchise history:

Team	Players with at Least One Receiving TD
1. 2015 Titans	12
2. 1961 Oilers	10
3. 2005 Titans	9
2002 Titans	9
1999 Titans	9
1979 Oilers	9



YOUTH ON OFFENSE

Titans rookies accounted for 25.8 percent of the team's total offensive snaps in 2015. Add the playing time of first- and second-year players, and the group accounted for 42.9 percent of the club's offensive snaps.

In the last four seasons, the rate at which Titans rookies, first-year and second-year players participated on offense reached its highest point in 2015.

The nine offensive rookies who saw action were quarterback **Marcus Mariota**, wide receiver **Dorial Green-Beckham**, offensive lineman **Jeremiah Poutasi**, offensive lineman **Andy Gallik**, fullback **Jalston Fowler**, offensive lineman **Quinton Spain**, wide receiver **Tre McBride**, running back **David Cobb** and wide receiver **Andrew Turzilli**.

Mariota (12), Gallik (eight), Poutasi (seven), Spain (six), Green-Beckham (five) and Cobb (one) totaled 39 of a possible 176 starts on offense during the season (22.2 percent).

Percent of Titans' total offensive snaps, 2012–2015:

Season	Rookies	Rookies, 1st-Year and 2nd-Year Players
2015	25.8%	42.9%
2014	9.7%	31.6%
2013	16.7%	27.5%
2012	7.8%	17.2%

GOAL-TO-GO OFFENSE

The Titans offense was in 23 goal-to-go situations in 2015, and in those possessions, they scored 19 touchdowns (seven rushing and 12 passing). Their goal-to-go touchdown rate of 82.6 percent ranked third in the NFL behind the New York Jets (84.6) and Detroit Lions (82.8).

Highest touchdown percentage in goal-to-go situations in 2015:

Team	Goal-to-Go Possessions	Rush TD	Pass TD	Total TD	TD Percent
1. NY Jets	26	8	14	22	84.6
2. Detroit	29	5	19	24	82.8
3. Tennessee	23	7	12	19	82.6
4. New Orleans	28	14	9	23	82.1
5. Cincinnati	32	13	12	25	78.1
6. Carolina	35	14	13	27	77.1
7. Kansas City	26	15	5	20	76.9
8. Washington	30	8	15	23	76.7
9. New England	34	11	15	26	76.5
10. Pittsburgh	31	11	12	23	74.2

RED ZONE EFFICIENCY

The Titans reached their opponents' red zone 40 times in 2015, and in those opportunities, they scored 26 touchdowns (seven rushing, 19 passing). Their 65.0 percent touchdown rate in red zone drives ranked sixth in the NFL.

Quarterback **Marcus Mariota's** 116.1 passer rating in the red zone ranked third in the NFL in 2015. He completed 15 touchdown passes in the red zone.

Highest touchdown percentage in red zone (opponents' 1-19) situations in 2015:

Team	Red Zone Possessions	Rush TD	Pass TD	Total TD	TD Percent
1. Detroit	49	6	28	34	69.4
2. Carolina	63	19	24	43	68.3
3. NY Jets	53	10	25	35	66.0
4. New England	61	13	27	40	65.6
5. Cincinnati	58	16	22	38	65.5
6. Tennessee	40	7	19	26	65.0
7. San Diego	44	4	24	28	63.6
8. Washington	49	8	22	30	61.2
9. Oakland	41	6	19	25	61.0
10. Pittsburgh	56	16	18	34	60.7

PENALTIES DOWN IN 2015

The Titans were called for 93 penalties for 779 yards in 2015. They ranked second in the NFL for fewest penalties behind only the Minnesota Vikings (88).

Fewest penalties in 2015:

Team	Penalties
1. Minnesota Vikings	88
2. Tennessee Titans	93
3. Arizona Cardinals	94
Pittsburgh Steelers	94
5. New England Patriots	96
New York Jets	96

Since the NFL instituted a 16-game schedule in 1978, there have been only two 16-game seasons by the Titans/Oilers in which they were called for fewer than 93 penalties—1983, when they had 84 penalties, and 1996, when they were flagged 91 times.

Fewest Titans/Oilers penalties in a 16-game season, 1978–2015:

Season	Penalties
1. 1983	84
2. 1996	91
3. 2015	93
1981	93
5. 2006	94

In particular, the Titans were effective in limiting penalties during the second half of the 2015 campaign. Through their first eight games, the Titans were tied for 20th in the NFL with 59 penalties. Then, from Games 9-16, they only had 34 penalties called—first in the NFL during that stretch. Interim head coach **Mike Mularkey** took control eight games into the campaign.

Fewest penalties in a team's final eight games of 2015 (Games 9-16):

Team	Penalties
1. Tennessee Titans	34
2. New England Patriots	39
3. Chicago Bears	41
4. Atlanta Falcons	43
Minnesota Vikings	43
Philadelphia Eagles	43

During the 16-game schedule era (1978–present), the Titans' 34 penalties in the second half of the 2015 campaign rank as their best eight-game finish to a season. Their previous low was 43 penalties in Games 9-16 of the 1991 season.

Fewest penalties in the final eight games of any 16-game Titans/Oilers season (1978–2015):

Season	Penalties
1. 2015	34
2. 1991	43
1996	43
4. 1995	45
2013	45

HIGHEST DEFENSIVE RANKING SINCE 2008

The Titans defense finished the season ranked 12th in the NFL, allowing an average of 342.2 yards per game. The ranking was the defense's best finish since 2008, when it finished seventh (293.6 yards allowed per game).

NFL overall defensive rankings in 2015:

Defense	Yards Allowed Per Game
1. Denver Broncos	283.1
2. Seattle Seahawks	291.8
3. Houston Texans	310.2
4. New York Jets	318.6
5. Arizona Cardinals	321.7
6. Carolina Panthers	322.9
7. Kansas City Chiefs	329.3
8. Baltimore Ravens	337.4
9. New England Patriots	339.4
10. Tampa Bay Buccaneers	340.4
11. Cincinnati Bengals	340.8
12. Tennessee Titans	342.2

TITANS SEVENTH IN PASSING DEFENSE

In 2015, the Titans defense allowed opponents an average of 229.9 net passing yards per game. The average ranked seventh in the NFL.

NFL passing defense rankings in 2015:

Defense	Net Passing Yards Allowed Per Game
1. Denver Broncos	199.6
2. Seattle Seahawks	210.3
3. Houston Texans	210.4
4. Chicago Bears	224.6
5. Dallas Cowboys	227.0
6. Green Bay Packers	227.6
7. Tennessee Titans	229.9
8. Arizona Cardinals	230.4
9. Kansas City Chiefs	231.1
10. Baltimore Ravens	233.6

SACK PERCENTAGE IN 2015

The Titans found success getting to opposing quarterbacks in 2015. The defense had 39 total sacks, led by outside linebacker **Brian Orakpo** and defensive tackle **Jurrell Casey**, who shared the team lead with seven sacks each.

The defense sacked the quarterback on 7.2 percent of the opponents' dropbacks, a rate that tied for fifth in the NFL.

Highest sack percentage in 2015:

Defense	Sacks	Sack Percent
1. Denver Broncos	52	8.3
2. New England Patriots	49	7.6
3. Detroit Lions	43	7.5
Houston Texans	45	7.5
5. Green Bay Packers	43	7.2
Tennessee Titans	39	7.2
Kansas City Chiefs	47	7.2
8. Pittsburgh Steelers	48	7.1
Minnesota Vikings	43	7.1
10. Tampa Bay Buccaneers	38	6.6



TITANS QUARTERBACKS

No.	Name	Ht	Wt	Exp	College
8	Mariota, Marcus	6-4	222	R	Oregon
7	Mettenberger, Zach	6-5	224	2	Louisiana State
11	Tannehill, Alex	6-4	220	2	Monmouth

#8 • QB MARCUS MARIOTA

[CLICK FOR COMPLETE BIO \(PDF\)](#)

The Titans selected quarterback **Marcus Mariota** (6-4, 222) with the second overall selection in the 2015 NFL Draft.

During his rookie season, Mariota played and started in 12 games, missing four total contests due to injuries. He completed 230 of his 370 passes for 2,818 yards, 19 touchdowns—all franchise rookie records—while throwing only 10 interceptions. His 91.5 passer rating ranks third in franchise history behind only **Steve McNair's** 2003 MVP season (100.4) and Pro Football Hall of Famer **Warren Moon's** 1990 campaign (96.8).

Mariota also set a franchise rookie record by completing 62.2 percent of his passes. That is the fifth-highest percentage by a rookie quarterback in NFL history and the eighth-highest completion percentage in a season by any quarterback in Titans/Oilers history.

On the ground, Mariota accounted for 252 yards and a pair of touchdowns on 34 carries. He finished second in franchise history in rushing yards by a rookie quarterback, trailing only **Vince Young's** 2006 total of 552 rushing yards. Mariota's total included an 87-yard touchdown run against Jacksonville (Dec. 6), which was the fifth-longest rushing play in franchise history.

Mariota joined **Peyton Manning** (1998) as the only rookie quarterbacks in NFL history to complete three touchdown passes in four different games, and he became the lone NFL rookie to ever record two games with



four touchdown passes and no interceptions (Sept. 13 at Tampa Bay and Nov. 8 at New Orleans).

The rookie signal caller entered the NFL following a historic career at the University of Oregon. He concluded his three seasons as the school's starting quarterback by winning the Heisman Trophy and leading his team to the College Football Playoff Championship Game.

Mariota broke nearly every major passing record at Oregon, totaling 10,796 career passing yards and 105 touchdown passes. The three-time All-Pac-12 selection started every game over his three seasons, earning a 36-5 record, and he completed at least one touchdown pass in every contest. He is one of four players in FBS history to pass for 10,000 yards and rush for 2,000 yards (2,237) in a career, joining **Dan LeFevour**, **Robert Griffin III** and **Colin Kaepernick**.

During his Heisman season in 2014, Mariota directed the Ducks to a Rose Bowl victory over Florida State. His totals for the year included 4,454 passing yards, 42 touchdown passes and only four interceptions. He also rushed for 770 yards and 15 touchdowns and even caught a touchdown pass. His 58 total touchdowns in a season (passing, rushing and receiving) shattered **Matt Barkley's** (2011) previous Pac-12 record of 41 touchdowns.

Mariota's 2015/Career Statistics:

Passing																	Rushing				
Date/Opp	W/L	G/S	Att	Cmp	Pct	Yds	Yd/Att	TD	TD%	Int	Int%	Lg	Sack	Lost	Rate	Att	Yds	Avg	Lg	TD	
9/13 at TB	W	QB	15	13	86.7	209	13.93	4	26.7	0	0.0	52t	2	24	158.3	2	6	3.0	9	0	
9/20 at Cle	L	QB	37	21	56.8	257	6.95	2	5.4	0	0.0	33	7	38	96.3	3	19	6.3	12	0	
9/27 vs Ind	L	QB	44	27	61.4	367	8.34	2	4.5	2	4.5	35	3	22	84.2	0	0	-	-	0	
10/11 vs Buf	L	QB	32	21	65.6	187	5.84	0	0.0	1	3.1	23	2	8	68.1	5	47	9.4	22	0	
10/18 vs Mia	L	QB	33	21	63.6	219	6.64	1	3.0	2	6.1	32	5	37	67.6	0	0	-	-	0	
10/25 vs Atl	L								Inactive												
11/1 at Hou	L								Inactive												
11/8 at NO	W	QB	39	28	71.8	371	9.51	4	10.3	0	0.0	61t	0	0	135.7	1	5	5.0	5	0	
11/15 vs Car	L	QB	24	16	66.7	185	7.71	0	0.0	1	4.2	24	1	7	72.4	5	24	4.8	10	0	
11/19 at Jax	L	QB	35	22	62.9	231	6.60	0	0.0	0	0.0	29	4	19	82.0	5	29	5.8	23t	1	
11/29 vs Oak	L	QB	37	17	45.9	218	5.89	3	8.1	2	5.4	36	2	13	69.4	1	7	7.0	7	0	
12/6 vs Jax	W	QB	29	20	69.0	268	9.24	3	10.3	1	3.4	47t	4	11	118.2	9	112	12.4	87t	1	
12/13 at NYJ	L	QB	39	21	53.8	274	7.03	0	0.0	1	2.6	51	5	47	65.5	3	3	1.0	3	0	
12/20 at NE	L	QB	6	3	50.0	32	5.33	0	0.0	0	0.0	19	3	32	66.0	0	0	-	-	0	
12/27 vs Hou	L								Inactive												
1/3 at Ind	L								Inactive												
Totals	3-9	12/12	370	230	62.2	2,818	7.62	19	5.1	10	2.7	61t	38	258	91.5	34	252	7.4	87t	2	

Mariota's College Statistics (University of Oregon):

Passing																	Rushing					
Year	GP	GS	Att	Cmp	Pct	Yds	Yd/Att	TD	TD%	Int	Int%	Lg	Sack	Lost	Rate	Att	Yds	Avg	Lg	TD		
2011	0	0	Redshirt Season																			
2012	13	13	336	230	68.5	2,677	8.0	32	9.5	6	1.8	55	17	103	163.2	106	752	7.1	86	5		
2013	13	13	386	245	63.5	3,665	9.5	31	8.0	4	1.0	75	18	111	167.7	96	715	7.4	71	9		
2014	15	15	445	304	68.3	4,454	10.0	42	9.4	4	0.9	80	31	165	181.7	135	770	5.7	61	15		
Totals	41	41	1,167	779	66.8	10,796	9.3	105	9.0	14	1.2	80	66	379	171.8	337	2,237	6.6	86	29		

The 6-foot-4-inch, 222-pound signal caller became the fifth Heisman Trophy winner to be drafted by the Oilers/Titans, joining **Billy Cannon, Earl Campbell, Mike Rozier** and **Eddie George**.

At the 2015 NFL Scouting Combine, he finished among the top three quarterbacks in the 40-yard dash, vertical jump, broad jump, three-cone drill and 20-yard shuttle. His 4.52-second 40-yard dash gave him the fastest quarterback time at the Combine since **Robert Griffin III's** 4.41 in 2012.

Mariota is a native of Honolulu, Hawaii.

2015 Highlights:

➤ In four preseason starts, he completed 21 of his 30 attempts for 326 yards, one touchdown and one interception. He finished with a passer rating of 102.9, which ranked second among rookie quarterbacks (Brett Hundley, 129.6), and his 70.0 completion percentage led the rookie class. Additionally, he rushed five times for 17 yards. Mariota and most of the offensive starters were on the field for 11 drives during the preseason, and in those opportunities, they produced three touchdowns and two field goals (27 points). Mariota completed at least one pass for a first down in nine of the 11 series.

➤ **At Tampa Bay (9/13)**, became the first quarterback in franchise history to start the opening game of his rookie season and led the Titans to a 42-14 victory. He recorded a perfect passer rating by completing 13 of his 15 attempts for 209 yards and four touchdowns with no interceptions. His first NFL completion was to Delanie Walker for 22 yards, and on the next play, he completed his first touchdown pass to Kendall Wright (52 yards). He also had touchdown passes of 12 yards to Bishop Sankey, four yards to Harry Douglas and one yard to Walker. Mariota led five scoring drives out of seven possessions before he left the game at the end of the third quarter. He joined Fran Tarkenton as the only rookies in NFL history with four touchdown passes in a Week 1 game, and Mariota became the first NFL rookie with four touchdown passes in one half. He also became the first rookie in NFL history with two touchdown passes in the first quarter of Week 1. His 13.9 yards-per-attempt average were the most by a Titans player since 2003 (15.6 by Steve McNair against the Texans on Oct. 12, 2003). For his performance, Mariota was named AFC Offensive Player of the Week and the NFL Rookie of the Week.

➤ **At Cleveland (9/20)**, completed 21 of his 37 pass attempts for 257 yards and a pair of touchdowns with no interceptions (96.3 passer rating). In the second half, he threw a 19-yard touchdown pass to Anthony Fasano and a 13-yard touchdown pass to Dorial Green-Beckham. He became the first quarterback in NFL history to record six total touchdown passes within the first two games of his career. His 129.9 passer rating over two weeks was the highest rating by any Super Bowl-era quarterback (since 1966) in his first two career starts.

➤ **Against Indianapolis (9/27)**, completed 27 of his 44 passes for 367 yards, two touchdowns and two interceptions. His 367 yards set a new franchise single-game rookie record for passing yards (Zach Mettenberger, 345 yards at Philadelphia on Nov. 23, 2014). His 367 passing yards were the most by a Titans quarterback since Ryan Fitzpatrick's 402 passing yards on Dec. 15, 2013. In the second quarter, Mariota connected with Kendall Wright on a seven-yard score, and in the third quarter, he connected with Dorial Green Beckham on a three-yard touchdown pass. In doing so,

he tied Mark Rypien (1988) for the most touchdown passes in NFL history through the first three games of a career. With a season passer rating of 109.2, Mariota recorded the eighth best passer rating in NFL history in a player's first three starts and the highest since Chad Pennington's first three starts in 2002.

➤ **Against Buffalo (10/11)**, completed 21 of his 32 passes for 187 yards with an interception. He recorded a 22-yard run in the fourth quarter and totaled a team-high 47 rushing yards on five attempts.

➤ **Against Miami (10/18)**, completed 21 of his 33 passes for 219 yards with a touchdown and two interceptions. He registered his ninth touchdown pass of the season on a three-yard pass to Dexter McCluster on the final play of the third quarter.

➤ **Against Atlanta (10/25) and at Houston (11/1)**, he was inactive due to a knee injury.

➤ **At New Orleans (11/08)**, returned to the lineup after missing two games with a knee injury. In his sixth career start, he was 28-of-39 passing for 371 yards, four touchdowns, no interceptions and a passer rating of 135.7. His five-yard touchdown pass to tight end Anthony Fasano on the first drive of overtime capped his first career game-winning drive. Late in the first quarter, he threw a 61-yard touchdown pass to tight end Delanie Walker, marking the longest completion of Mariota's rookie season. He found Walker again in the second quarter for a two-yard touchdown pass. In the fourth quarter, he completed an eight-yard touchdown pass to Justin Hunter and a subsequent two-point conversion to Walker to tie the score and help force overtime. He was named AFC Offensive Player of the Week.

➤ **Against Carolina (11/15)**, completed 16 of 24 passes for 185 yards with an interception (72.4 passer rating). He added five carries for 24 yards.

➤ **At Jacksonville (11/19)**, completed 22 of 35 passes for 231 yards without throwing an interception (82.0 passer rating). In the third quarter, he recorded his first career rushing touchdown on a 23-yard run. The play also marked the longest rushing attempt of Mariota's rookie season, and it was the longest rushing touchdown by an NFL quarterback in 2015 (through Nov. 19). He finished the contest with 29 yards on five rushing attempts. He became the second rookie in franchise history (Vince Young) to reach 2,000 yards passing.

➤ **Against Oakland (11/29)**, completed 17 of 37 passes for 218 yards, three touchdowns and two interceptions (69.4 passer rating). During the fourth quarter, he broke Vince Young's franchise record (2,199) for the most passing yards during a rookie season. He recorded his third game with three or more touchdown passes, including a 20-yard touchdown to tight end Craig Stevens in the first quarter, a 13-yard touchdown in the third quarter to wide receiver Harry Douglas and a one-yard touchdown in the fourth quarter to fullback Jalston Fowler. He became the first Titans quarterback to complete at least three touchdown passes three times in a season since Billy Volek in 2004.

➤ **Against Jacksonville (12/6)**, completed 20 of 29 passes for 268 yards with three touchdown passes and one interception, amounting to a passer rating of 118.2. He also rushed for 112 yards and a touchdown on nine attempts. In doing so, he became the first player in NFL history with at least 250 passing yards, 100 rushing yards and three touchdown passes in the same game. His touchdowns went for 10 yards to Craig Stevens, seven yards to Delanie Walker and 47 yards to Dorial Green-Beckham, as Mariota became the second player in NFL history (Peyton Manning) to record three touchdown passes four times during his rookie season. It was the fifth game in NFL history in which a player passed for at least 250 yards and rushed for at least 100 yards in a game (Russell Wilson, Mike Vick, twice by Cam Newton). Mariota's 87-yard touchdown run in the fourth quarter was the longest run in franchise history by a quarterback and the fifth-longest run overall for the team. In NFL history, only two quarterbacks recorded a run longer than Mariota's 87-yarder (Terrelle Pryor and Colin Kaepernick). Mariota's 112 rushing yards against the Jaguars were the most by a quarterback in franchise history in a single game.

➤ **At New York Jets (12/13)**, completed 21 of 39 passes for 274 yards with an interception. In the fourth quarter, he found wide receiver Harry Douglas for a 51-yard completion. His 39 attempts were his most since throwing a 44 passes against the Colts on Sept. 27. In the third quarter, he lined up wide and caught a 41-yard touchdown pass from running back Antonio Andrews. He became the first quarterback in franchise history to record a touchdown reception. He also became the first NFL player in 2015 to pass for a touchdown, rush for a touchdown and catch a touchdown pass. Prior to Mariota's feat, the last player to record touchdowns of at least 40 yards passing, rushing and receiving in the same season was Walter Payton in 1983.

➤ **At New England (12/20)**, completed three passes for 32 yards on six attempts before leaving the game in the second quarter with a knee injury.

➤ **Against Houston (12/27) and at Indianapolis (1/3)**, he was inactive with a knee injury.



SINGLE-SEASON ROOKIE RECORDS

In 2015, **Marcus Mariota** broke virtually every rookie passing record for the franchise, completing 230 of 370 passes for 2,818 yards, 19 touchdowns and 10 interceptions.

Most passing attempts in a season by a rookie, franchise history:

Rookie QB	Season	Pass Attempts
1. Marcus Mariota	2015	370
2. Vince Young	2006	357
3. Dan Pastorini	1971	270
4. Zach Mettenberger	2014	179
5. Brent Pease*	1987	113
6. Steve McNair	1995	80
7. Jacky Lee	1960	77

Most completions in a season by a rookie, franchise history:

Rookie QB	Season	Completions
1. Marcus Mariota	2015	230
2. Vince Young	2006	184
3. Dan Pastorini	1971	127
4. Zach Mettenberger	2014	107
5. Brent Pease*	1987	56
6. Jacky Lee	1960	41
Steve McNair	1995	41

Most passing yards in a season by a rookie, franchise history:

Rookie QB	Season	Passing Yards
1. Marcus Mariota	2015	2,818
2. Vince Young	2006	2,199
3. Dan Pastorini	1971	1,702
4. Zach Mettenberger	2014	1,412
5. Jacky Lee	1960	842
6. Brent Pease*	1987	728
7. Steve McNair	1995	569

Most passing touchdowns in a season by a rookie, franchise history:

Rookie QB	Season	Passing TDs
1. Marcus Mariota	2015	19
2. Vince Young	2006	12
3. Zach Mettenberger	2014	8
4. Dan Pastorini	1971	7
5. Jacky Lee	1960	5
6. Steve McNair	1995	3
Brent Pease*	1987	3

Highest passer rating in a season by a rookie, franchise history (minimum 100 attempts):

Rookie QB	Season	Passer Rating
1. Marcus Mariota	2015	91.5
2. Zach Mettenberger	2014	83.4
3. Vince Young	2006	66.7
4. Brent Pease*	1987	60.6
5. Dan Pastorini	1971	43.8

Highest completion percentage in a season by a rookie, franchise history (minimum 100 attempts):

Rookie QB	Season	Passer Rating
1. Marcus Mariota	2015	62.2
2. Zach Mettenberger	2014	59.8
3. Vince Young	2006	51.5
4. Brent Pease*	1987	49.6
5. Dan Pastorini	1971	47.0

* Replacement player during strike

2015 PASSING AVERAGE LEADERS

Marcus Mariota's 7.62 average yards per passing attempt in 2015 ranked 10th in the NFL among all NFL quarterbacks.

NFL leaders in yards per passing attempt in 2015:

Player	Team	Att	Yds	Yds/Att
1. Carson Palmer	Ari	537	4,671	8.70
2. Andy Dalton	Cin	386	3,250	8.42
3. Ben Roethlisberger	Pit	469	3,938	8.40
4. Russell Wilson	Sea	483	4,024	8.33
5. Tyrod Taylor	Buf	380	3,035	7.99
6. Drew Brees	NO	627	4,870	7.77
7. Cam Newton	Car	495	3,837	7.75
8. Kirk Cousins	Was	543	4,166	7.67
9. Tom Brady	NE	624	4,770	7.64
10. Marcus Mariota	Ten	370	2,818	7.62

ROOKIE ACCURACY

In 2015, Titans quarterback **Marcus Mariota** posted one of the highest completion percentages in NFL history among rookie quarterbacks. His completion percentage of 62.2 was the fifth best all-time among rookies.

Mariota's completion percentage would shattered the franchise's rookie record. Until Mariota, **Vince Young's** completion percentage of 51.5 in 2006 was the best among rookie qualifiers in team annals.

Highest completion percentage among rookie quarterbacks in NFL history (minimum 14 passes per team game, or 224 attempts per 16 games):

Quarterback	Year	Team	Comp	Att	Pct
1. Ben Roethlisberger	2004	Pittsburgh	196	295	66.4
2. Robert Griffin III	2012	Washington	258	393	65.7
3. Teddy Bridgewater	2014	Minnesota	259	402	64.4
4. Russell Wilson	2012	Seattle	252	393	64.1
5. Marcus Mariota	2015	Tennessee	227	364	62.2
6. Matt Ryan	2008	Atlanta	265	434	61.1
7. Carson Palmer	2004	Cincinnati	263	432	60.9
8. Nick Foles	2012	Philadelphia	161	265	60.8
9. Joe Flacco	2008	Baltimore	257	428	60.1
10. Sam Bradford	2010	St. Louis	354	590	60.0

MARCUS MARIOTA'S STARTING RECORD WHEN ...

Record When Mariota	2015	Career
Starts at quarterback	3-9	3-9
Starts vs. division opponents	1-2	1-2
Passes for 300 or more yards	1-1	1-1
Completes 1 or more TD passes	3-4	3-4
Completes 2 or more TD passes	3-3	3-3
Completes 3 or more TD passes	3-1	3-1
Starts and passes for no INTs	2-3	2-3
Completes 70.0% of his passes	2-0	2-0
Has a passer rating of 80.0+	3-3	3-3
Has a passer rating of 90.0+	3-1	3-1
Has a passer rating of 100.0+	3-0	3-0
Sacked 0 times	1-0	1-0
Rushes for 1 or more TDs	1-1	1-1
Rushes for 2 or more TDs	0-0	0-0
Rushes and Passes for 1 TD	1-0	1-0

SINGLE-GAME ROOKIE PASSING YARDS

On Nov. 8, 2015, **Marcus Mariota** broke his own franchise rookie record with 371 passing yards at the New Orleans Saints.

Mariota initially set the record on Sept. 27 against Indianapolis with 367 passing yards. He broke **Zach Mettenberger's** record of 345 passing yards at the Philadelphia Eagles on Nov. 23, 2014.

As a rookie in 2014, Mettenberger broke **Jacky Lee's** longstanding record of 331 yards at the Boston Patriots on Nov. 25, 1960.

Most single-game passing yards by a rookie, franchise history:

Player	Date/Opponent	Passing Yards
1. Marcus Mariota	11/8/15 at New Orleans	371
2. Marcus Mariota	9/27/15 vs. Indianapolis	367
3. Zach Mettenberger	11/23/14 at Philadelphia	345
4. Jacky Lee	11/25/60 at Boston	331
5. Zach Mettenberger	10/26/14 vs. Houston	299
6. Jake Locker	12/11/11 vs. New Orleans	282
7. Jacky Lee	11/20/60 vs. Denver	281
8. Marcus Mariota	12/13/15 at N.Y. Jets	274
9. Marcus Mariota	12/6/15 vs. Jacksonville	268
10. Brent Pease	10/4/87 at Denver	260
Dan Pastorini	11/7/71 at New England	260

ROAD PASSING LEADERS

Marcus Mariota's 105.3 passer rating on the road in 2015 ranked fourth in the NFL behind **Josh McCown's** 110.4, **Russell Wilson's** 107.7 and **Andy Dalton's** 107.2.

Highest passer rating in road games in 2015 (minimum 100 attempts):

Player	Team	Att	Cmp	Yds	TD	Int	Rate
1. Josh McCown	Cle	132	99	1132	4	0	110.4
2. Russell Wilson	Sea	235	166	1878	17	6	107.7
3. Andy Dalton	Cin	195	126	1661	13	3	107.2
4. Marcus Mariota	Ten	171	108	1374	10	1	105.3
5. Carson Palmer	Ari	280	179	2405	18	5	105.1
6. Tom Brady	NE	289	186	2258	16	3	102.4
7. Alex Smith	KC	258	173	1991	9	1	100.1
8. Jay Cutler	Chi	245	163	1795	12	3	99.3
9. Derek Carr	Oak	264	158	1928	17	3	99.1
10. Tyrod Taylor	Buf	210	124	1571	11	1	97.9

Mariota's 105.3 passer rating on the road in 2015 was the best in franchise annals. Previously, **Chris Chandler** posted the top passer rating on the road with a 102.2 rating in 1995.

Highest passer rating in road games in franchise history (minimum 100 attempts):

Player	Year	Att	Cmp	Yds	TD	Int	Rate
1. Marcus Mariota	2015	171	108	1374	10	1	105.3
2. Chris Chandler	1995	177	119	1314	12	4	102.2
3. Warren Moon	1992	167	114	1245	10	4	100.0
4. Chris Chandler	1996	130	78	945	10	4	95.2
5. Steve McNair	2003	216	133	1671	12	5	94.5
6. Steve McNair	2004	109	69	717	7	3	92.2
7. Don Trull	1966	103	52	727	8	2	91.4
8. Warren Moon	1990	352	208	2748	17	11	86.9
9. Warren Moon	1988	152	83	1164	7	3	86.6
10. Billy Volek	2004	189	117	1230	9	6	83.4

RED ZONE PASSING LEADERS

Marcus Mariota's 116.1 passer rating in the red zone in 2015 ranked third in the NFL behind **Blaine Gabbert's** 120.5 and **Matthew Stafford's** 118.0.

Since at least 1991 (statistic not tracked prior to then), Mariota finished with the highest single-season passer rating by a Titans quarterback, topping the previous benchmark of 110.5 by **Ryan Fitzpatrick** in 2013 (25-41, 177 yards, eight touchdowns, zero interceptions). Over the same time period, the NFL's top single-season passer rating in the red zone was 122.4 by Philadelphia's **Nick Foles** in 2013 (26-37, 197 yards, 16 touchdowns, zero interceptions).

Highest red zone passer rating in 2015 (from the opponents' 1-19 yard lines):

Player	Team	Att	Cmp	Yds	TD	Int	Rate
1. Blaine Gabbert	SF	28	19	150	8	0	120.5
2. Matthew Stafford	Det	70	48	323	26	0	118.0
3. Marcus Mariota	Ten	40	26	195	15	0	116.1
4. Kirk Cousins	Was	78	50	345	22	0	113.5
5. Cam Newton	Car	70	43	333	24	0	112.7
6. Brian Hoyer	Hou	43	24	184	14	0	106.0
7. Ben Roethlisberger	Pit	64	36	220	15	0	102.9
8. Brock Osweiler	Den	35	18	144	7	0	101.7
9. Andrew Luck	Ind	36	23	154	11	1	101.2
10. Philip Rivers	SD	71	43	352	22	2	101.1

FIRST-DOWN PERCENTAGE LEADERS

Marcus Mariota attempted 370 passes as a rookie in 2015, and 142 of his attempts resulted in Titans first downs. His first-down rate of 38.4 percent ranked fourth in the NFL behind only **Carson Palmer** (43.0), **Cam Newton** (39.4) and **Russell Wilson** (38.7).

Highest percentage of passes resulting in first downs in 2015 (minimum 224 attempts):

Player	Team	Att	Cmp	1st	1st%
1. Carson Palmer	Ari	537	342	231	43.0
2. Cam Newton	Car	495	296	195	39.4
3. Russell Wilson	Sea	483	329	187	38.7
4. Marcus Mariota	Ten	370	230	142	38.4
5. Andy Dalton	Cin	386	255	147	38.1
6. Matthew Stafford	Det	592	398	223	37.7
7. Jameis Winston	TB	535	312	201	37.6
8. Kirk Cousins	Was	543	379	204	37.6
9. Matt Ryan	Atl	614	407	229	37.3
10. Ben Roethlisberger	Pit	469	319	174	37.1

Since 1991, the highest percentage of passes for first downs recorded by a Titans quarterback is 41.0, set by **Steve McNair** in his 2003 MVP season. Mariota's 38.4 first-down percentage ranks second for the franchise in that time period.

Highest percentage of passes resulting in first downs for the Titans/Oilers, 1991-2015 (minimum 224 attempts):

Player	Team	Att	Cmp	1st	1st%
1. Steve McNair	2003	400	250	164	41.0
2. Marcus Mariota	2015	370	230	142	38.4
3. Warren Moon	1992	346	224	132	38.2
4. Cody Carlson	1992	227	149	85	37.4
5. Vince Young	2007	382	238	141	36.9
6. Steve McNair	2001	431	264	159	36.9
7. Steve McNair	2002	492	301	178	36.2
8. Steve McNair	2000	396	248	141	35.6
9. Warren Moon	1991	655	404	231	35.3
10. Vince Young	2009	259	152	91	35.1

FIRST-ROUND QUARTERBACKS SINCE 1989

Marcus Mariota was the 63rd quarterback selected in the first round of the NFL Draft since 1989. From the members of the group who attempted at least 100 passes during their rookie seasons, Mariota ranked fourth in completion percentage (62.2), 16th in passing yards (2,818), sixth in touchdown passes (19), seventh in interception percentage (2.7), third in touchdown percentage (5.1), third in passer rating (91.5) and fifth in yards per attempt (7.6).

Rookie QB	Draft Year	Overall Pick	Team	Games	Starts	Att	Comp.	Percent	Yards	TD	TD Percent	Int	Int Percent	Rate
Troy Aikman	1989	1	Dallas	11	11	293	155	52.9	1749	9	3.1	18	6.1	55.7
Andre Ware	1990	7	Detroit	4	1	30	13	43.3	164	1	3.3	2	6.7	44.3
Jeff George	1990	1	Indianapolis	13	12	334	181	54.2	2152	16	4.8	13	3.9	73.8
Dan McGwire	1991	16	Seattle	1	1	7	3	42.9	27	0	0.0	1	14.3	14.3
Todd Marinovich	1991	24	L.A. Raiders	1	1	40	23	57.5	243	3	7.5	0	0.0	100.3
Tommy Maddox	1992	25	Denver	13	4	121	66	54.6	757	5	4.1	9	7.4	56.4
David Klingler	1992	6	Cincinnati	4	4	98	47	48.0	530	3	3.1	2	2.0	66.3
Drew Bledsoe	1993	1	New England	13	12	429	214	49.9	2494	15	3.5	15	3.5	65.0
Rick Mirer	1993	2	Seattle	16	16	486	274	56.4	2833	12	2.5	17	3.5	67.0
Trent Dilfer	1994	6	Tampa Bay	5	2	82	38	46.3	433	1	1.2	6	7.3	36.3
Heath Shuler	1994	3	Washington	11	8	265	120	45.3	1658	10	3.8	12	4.5	59.6
Kerry Collins	1995	5	Carolina	15	13	433	214	49.4	2717	14	3.2	19	4.4	61.9
Steve McNair	1995	3	Houston Oilers	4	2	80	41	51.3	569	3	3.8	1	1.3	81.7
Jim Druckenmiller	1997	26	San Francisco	4	1	52	21	40.4	239	1	1.9	4	7.7	29.2
Ryan Leaf	1998	2	San Diego	10	9	245	111	45.3	1289	2	0.8	15	6.1	39.0
Peyton Manning	1998	1	Indianapolis	16	16	575	326	56.7	3739	26	4.5	28	4.9	71.2
Daunte Culpepper	1999	11	Minnesota	1	0	0	0		0	0	-	0	-	-
Akili Smith	1999	3	Cincinnati	7	4	153	80	52.3	805	2	1.3	6	3.9	55.6
Donovan McNabb	1999	2	Philadelphia	12	6	216	106	49.1	948	8	3.7	7	3.2	60.1
Cade McNown	1999	12	Chicago	15	6	235	127	54.0	1465	8	3.4	10	4.3	66.7
Tim Couch	1999	1	Cleveland	15	14	399	223	55.9	2447	15	3.8	13	3.3	73.2
Chad Pennington	2000	18	N.Y. Jets	1	0	5	2	40.0	67	1	20.0	0	0.0	127.1
Michael Vick	2001	1	Atlanta	8	2	113	50	44.3	785	2	1.8	3	2.7	62.7
Joey Harrington	2002	3	Detroit	14	12	429	215	50.1	2294	12	2.8	16	3.7	59.9
David Carr	2002	1	Houston	16	16	444	233	52.5	2592	9	2.0	15	3.4	62.8
Patrick Ramsey	2002	32	Washington	9	5	227	117	51.5	1539	9	4.0	8	3.5	71.8
Kyle Boller	2003	19	Baltimore	11	9	224	116	51.8	1260	7	3.1	9	4.0	62.4
Byron Leftwich	2003	7	Jacksonville	15	13	418	239	57.2	2819	14	3.3	16	3.8	73.0
Rex Grossman	2003	22	Chicago	3	3	72	38	52.8	437	2	2.8	1	1.4	74.8
J.P. Losman	2004	22	Buffalo	4	0	5	3	60.0	32	0	0.0	1	20.0	39.2
Eli Manning	2004	1	N.Y. Giants	9	7	197	95	48.2	1043	6	3.0	9	4.6	55.4
Carson Palmer	2004	1	Cincinnati	13	13	432	263	60.9	2897	18	4.2	18	4.2	77.3
Ben Roethlisberger	2004	11	Pittsburgh	14	13	295	196	66.4	2621	17	5.8	11	3.7	98.1
Philip Rivers	2004	4	San Diego	2	0	8	5	62.5	33	1	12.5	0	0.0	110.9
Aaron Rodgers	2005	24	Green Bay	3	0	16	9	56.3	65	0	0.0	1	6.3	39.8
Alex Smith	2005	1	San Francisco	9	7	165	84	50.9	875	1	0.6	11	6.7	40.8
Vince Young	2006	3	Tennessee	15	13	357	184	51.5	2199	12	3.4	13	3.6	66.7
Matt Leinart	2006	10	Arizona	12	11	377	214	56.8	2547	11	2.9	12	3.2	74.0
Jason Campbell	2006	25	Washington	7	7	207	110	53.1	1297	10	4.8	6	2.9	76.5
Jay Cutler	2006	11	Denver	5	5	137	81	59.1	1001	9	6.6	5	3.7	88.5
JaMarcus Russell	2007	1	Oakland	4	1	66	36	54.6	373	2	3.0	4	6.1	55.9
Brady Quinn	2007	22	Cleveland	1	0	8	3	37.5	45	0	0.0	0	0.0	56.8
Joe Flacco	2008	18	Baltimore	16	16	428	257	60.1	2971	14	3.3	12	2.8	80.3
Matt Ryan	2008	3	Atlanta	16	16	434	265	61.1	3440	16	3.7	11	2.5	87.7
Josh Freeman	2009	17	Tampa Bay	10	9	290	158	54.5	1855	10	3.4	18	6.2	59.8
Matthew Stafford	2009	1	Detroit	10	10	377	201	53.3	2267	13	3.4	20	5.3	61.0
Mark Sanchez	2009	5	N.Y. Jets	15	15	364	196	53.9	2444	12	3.3	20	5.5	63.0
Sam Bradford	2010	1	St. Louis	16	16	590	354	60.0	3512	18	3.1	15	2.5	76.5
Tim Tebow	2010	25	Denver	9	3	82	41	50.0	654	5	6.1	3	3.7	82.1
Blaine Gabbert	2011	10	Jacksonville	15	14	413	210	50.9	2214	12	2.9	11	2.7	65.4
Christian Ponder	2011	12	Minnesota	11	10	291	158	54.3	1853	13	4.5	13	4.5	70.1
Cam Newton	2011	1	Carolina	16	16	517	310	60.0	4051	21	4.1	17	3.3	84.5
Jake Locker	2011	8	Tennessee	5	0	66	34	51.5	542	4	6.1	0	0.0	99.4
Brandon Weeden	2012	22	Cleveland	15	15	517	297	57.5	3385	14	2.7	17	3.3	72.6
Ryan Tannehill	2012	8	Miami	16	16	484	282	58.3	3294	12	2.5	13	2.7	76.1
Andrew Luck	2012	1	Indianapolis	16	16	627	339	54.1	4374	23	3.7	18	2.9	76.5
Robert Griffin	2012	2	Washington	15	15	393	258	65.7	3200	20	5.1	5	1.3	102.4
EJ Manuel	2013	16	Buffalo	10	10	306	180	58.8	1972	11	3.6	9	2.9	77.7
Johnny Manziel	2014	22	Cleveland	5	2	35	18	51.4	175	0	0.0	2	5.7	42.0
Blake Bortles	2014	3	Jacksonville	14	13	475	280	59.0	2908	11	2.3	17	3.6	69.5
Teddy Bridgewater	2014	32	Minnesota	13	12	402	259	64.4	2919	14	3.5	12	3.0	85.2
Jameis Winston	2015	1	Tampa Bay	16	16	535	312	58.3	4042	22	4.1	15	2.8	84.2
Marcus Mariota	2015	2	Tennessee	12	12	370	230	62.2	2818	19	5.1	10	2.7	91.5

RUSH TO THE RECORD BOOKS

On Dec. 6 against Jacksonville, **Marcus Mariota** rushed for an 87-yard touchdown against Jacksonville and finished the game with 112 rushing yards on nine attempts.

The 87-yard run was the longest run in franchise history by a quarterback and the fifth-longest run overall for the team, behind three rushes by running back **Chris Johnson** (94, 91 and 89 yards) and one rush by running back **Sid Blanks** (91).

Steve McNair previously recorded the longest run in franchise history by a quarterback with a 71-yard attempt in 1998 (Nov. 8 at Tampa Bay).

Longest rushing attempts in franchise history:

Player	Date	Opp	Rush
1. Chris Johnson	12/17/12	New York Jets	94t
2. Chris Johnson	9/20/09	Houston	91t
Sid Blanks	12/13/64	New York Jets	91t
4. Chris Johnson	11/1/09	Jacksonville	89t
5. Marcus Mariota (QB)	12/6/15	Jacksonville	87t
5. Chris Johnson	11/29/09	Arizona	85t
6. Chris Johnson	10/21/12	at Buffalo	83t
7. Earl Campbell	11/20/78	Miami	81t
8. Chris Johnson	11/4/12	Chicago	80t
LenDale White	10/19/08	at Kansas City	80t
Larry Moriarty	9/11/83	at L.A. Raiders	80

Since 1960, only two quarterbacks have recorded a run longer than Mariota's 87-yarder. Oakland's **Terrelle Pryor** set the NFL quarterback record with 93-yard touchdown run for the Oakland Raiders in 2013 (Oct. 27 against Pittsburgh), and most recently San Francisco's **Colin Kaepernick** had a 90-yard touchdown run in 2014 at the San Diego Chargers (Dec. 20).

Longest rushing attempts since 1960 history among NFL quarterbacks:

Player	Date	Date/Opp	Rush
1. Terrelle Pryor	Oak	10/27/13 vs. Pit	93
2. Colin Kaepernick	SF	12/20/14 at SD	90
3. Marcus Mariota	Ten	11/6/15 vs. Jax	87

Mariota's 112 rushing yards against the Jaguars set a new single-game record among Titans/Oilers quarterbacks, topping the record of 95 yards held by **Steve McNair** (Nov. 8, 1998 at Tampa Bay).

Most single-game rushing yards by a quarterback in franchise history:

Player	Date	Opp	Rush Yds
1. Marcus Mariota	12/6/15	Jacksonville	112
2. Steve McNair	11/8/98	at Tampa Bay	95
3. Steve McNair	12/21/97	Pittsburgh	90
4. Vince Young	12/10/06	at Houston	86
5. Steve McNair	12/13/98	at Jacksonville	81

TITANS TIDBITS: MARCUS MARIOTA

➤ Mariota was awarded the Heisman Trophy on Dec. 13, 2014. He became the first winner from the University of Oregon and the first player born in Hawaii to receive the honor. In the balloting, he received 2,534 total points, or 90.9 percent of the total points possible. Only one player in Heisman history—Ohio State quarterback Troy Smith in 2006—garnered a higher percentage. Mariota received 788 first-place votes, while the runner-up, Wisconsin running back Melvin Gordon, received 1,250 total points and 37 first-place votes. Alabama wide receiver Amari Cooper finished third with 1,023 points and 49 first-place votes. The point total is reached by a system of three points for a first place vote, two for a second and one for a third.

➤ Mariota typically limits his touchdown "celebration" to a simple series of gestures: three taps on his chest and pointing to the sky as a way to show appreciation for his mother, father and younger brother.

➤ His father, Toa, works in homeland security, while his mother, Alana, works for Follett School Solutions. His brother, Matthew, is a freshman linebacker at Oregon.

➤ Mariota credits much of his athletic success to playing soccer in his youth. By the time he was eight years old, he was wearing a soccer jersey with the number 8, and he has kept the jersey number ever since then.

➤ During his time in Eugene, Ore., Mariota became a fixture at the Boys and Girls Club of Emerald Valley, spending time on a weekly basis with kids at the center. For his efforts in the community, he was awarded with the inaugural Play It Forward Award at the 63rd Annual Oregon Sports Awards in June 2015.

ROOKIE QBs WITH 3 TD PASSES 4 TIMES

Marcus Mariota completed three or more touchdown passes on four different occasions during his rookie season. He joined **Peyton Manning** (four in 1998) as the only rookies to accomplish the feat.

Most games as a rookie with three or more touchdown passes, NFL history:

Player	Season	Games with 3+ TD Passes
Marcus Mariota	2015	4
Peyton Manning	1998	4

Marcus Mariota's three-touchdown games:

Date	Opponent	TD Passes
Sept. 13, 2015	at Tampa Bay	4
Nov. 8, 2015	at New Orleans	4
Nov. 29, 2015	Oakland	3
Dec. 6, 2015	Jacksonville	3



MARIOTA THROUGH EIGHT GAMES

Through the first half of his rookie season, **Marcus Mariota** started six of the team's eight contests and was 131-of-200 passing for 1,610 yards, 13 touchdowns and five interceptions.

Despite missing two starts due to a knee injury, Mariota's 13 touchdown passes were the most in NFL history by a rookie through his team's first eight games. **Andy Dalton** (2011) and **Charlie Conerly** (1948) previously shared the record with 12 touchdown passes.

Most touchdown passes in NFL history by a rookie through his team's first eight games:

Rookie QB	Team	Season	TD Passes
1. Marcus Mariota	Tennessee	2015	13
2. Andy Dalton	Cincinnati	2011	12
Charlie Conerly	N.Y. Giants	1948	12

Also, Mariota's 101.5 passer rating through his team's first eight games ranked third in NFL history among rookies in their team's first eight games. Mariota's numbers trailed only the eight-game rookie figures of **Dan Marino** (107.1 in 1983) and **Ben Roethlisberger** (105.2 in 2004).

Highest passer rating in NFL history by a rookie through his team's first eight games (minimum 14 attempts per team game):

Rookie QB	Team	Season	Rating
1. Dan Marino	Miami	1983	107.1
2. Ben Roethlisberger	Pittsburgh	2004	105.2
3. Marcus Mariota	Tennessee	2015	101.5

MOST TD PASSES IN FIRST THREE GAMES

In Week 3 of the 2015 season against the Indianapolis Colts, Titans quarterback **Marcus Mariota** completed two touchdown passes, connecting with **Kendall Wright** on a seven-yard touchdown and with **Dorial Green Beckham** on a three-yard touchdown score.

With his total against the Colts added to his six touchdown passes in the first two games, Mariota tied **Mark Rypien** for the most touchdown passes through the first three games of a career. As a member of the Washington Redskins in 1988, Rypien passed for eight touchdowns in his first three games. Buffalo's **Johnny Green** (1960) and Houston's **Case Keenum** (2013) each had seven touchdown passes in their first three games.

Most touchdown passes through the first three games of a quarterback's career:

Player	Year	Team	TD Passes
1. Marcus Mariota	2015	Tennessee	8
Mark Rypien	1988	Washington	8
2. Johnny Green	1960	Buffalo	7
Case Keenum	2015	Houston	7
4. (several tied)			6

Earlier in the 2015 season, Mariota became the first quarterback in NFL history to record six total touchdown passes within the first two games of his career.

Most touchdown passes through the first two games of a quarterback's career:

Player	Year	Team	TD Passes
1. Marcus Mariota	2015	Tennessee	6
2. Gus Frerotte	1994	Washington	5
Mark Rypien	1988	Washington	5
Greg Cook	1969	Cincinnati	5
Johnny Green	1960	Buffalo	5

FIRST-OF-ITS-KIND DAY vs. JACKSONVILLE

Against Jacksonville on Dec. 6, **Marcus Mariota** completed 20 of 29 passes for 268 yards with three touchdown passes and one interception, amounting to a passer rating of 118.2. He also rushed for 112 yards and a touchdown on nine attempts. **In doing so, he became the first player in NFL history with at least 250 passing yards, 100 rushing yards and three touchdown passes in the same game.** Carolina's **Cam Newton** matched the feat only two weeks later on Dec. 20.

Mariota became the first rookie in franchise history and the sixth quarterback (rookie or veteran) in franchise history to pass for at least three touchdowns and rush for at least one touchdown in the same game. He joins **George Blanda** (Oct. 23, 1960), **Billy Volek** (Dec. 19, 2004), **Steve McNair** (Sept. 12, 1999) and **Warren Moon** (twice—Oct. 30, 1988 and Nov. 20, 1988) as the only Titans/Oilers players to accomplish the feat.

Mariota also turned in the fifth game in NFL history in which a player passed for at least 250 yards and rushed for at least 100 yards in a game. He joined **Russell Wilson**, **Mike Vick** and **Cam Newton** (three times, including once after Mariota) as the only players to accomplish the feat.

Players with 250 passing yards and 100 rushing yards in a game, NFL history:

Player	Team	Date/Opp	Pass Yds	Rush Yds
Cam Newton	Carolina	12/20/15 at NYG	340	100
Marcus Mariota	Tennessee	12/6/15 vs. Jax	268	112
Russell Wilson	Seattle	10/19/14 at STL	313	106
Cam Newton	Carolina	10/12/14 at Cin	284	107
Cam Newton	Carolina	12/9/12 vs. Atl	287	116
Mike Vick	Atlanta	10/31/04 at Den	252	115

SIGNATURE PERFORMANCE VS. SAINTS

On Nov. 8, 2015 at New Orleans, quarterback **Marcus Mariota** recorded his sixth start and completed 28 of 39 passes for 371 yards, four touchdowns, no interceptions and a passer rating of 135.7.

More from Mariota's 2015 Week 9 performance at New Orleans:

- Mariota became the first quarterback in franchise history to throw a game-winning touchdown pass in overtime when he found tight end Anthony Fasano for a five-yard score on the first possession of overtime.
- Mariota improved his season total to 13 touchdown passes to break the franchise's single-season rookie record for touchdown passes, topping Vince Young's 12 touchdown passes in 2006.
- Mariota's passer rating of 135.7 at New Orleans was at the time the ninth-highest passer rating by any NFL quarterback in 2015 and ranked 10th in franchise history for a single game (minimum 20 attempts).
- Mariota broke his own franchise rookie record with 371 passing yards at New Orleans, topping the 367 yards he recorded against the Indianapolis Colts on Sept. 27. The performance ranks 24th in franchise history among all passers and the most since Ryan Fitzpatrick's 402 passing yards against the Arizona Cardinals on Dec. 15, 2013. Mariota became the first rookie in franchise history to record multiple 300-yard passing games.
- In the fourth quarter and overtime, Mariota completed a combined 15 passes on 17 attempts for 160 yards, two touchdowns, no interceptions and a passer rating of 145.1.
- Prior to Marcus Mariota's performance at New Orleans, no rookie in NFL history had ever produced two games with four touchdown passes and no interceptions. Mariota previously passed for four touchdowns without an interception in the season opener at Tampa Bay (Sept. 13) and matched the feat against the Saints. Mariota and Tom Brady became the only NFL quarterbacks through nine weeks of the 2015 season to have multiple games (two each) with four touchdowns and no interceptions.
- Mariota became the first rookie in NFL history to throw a touchdown pass in overtime after sending the game to overtime with a fourth-quarter touchdown pass and a subsequent pass for the game-tying two-point conversion. The last NFL player to accomplish the feat was Josh Freeman on Nov. 18, 2012.
- Mariota became the second quarterback in NFL history to pass for at least 350 yards and four touchdowns with no interceptions and the game-winning touchdown pass in overtime. Daunte Culpepper is the only other signal caller to accomplish the feat, having done so on Oct. 10, 2004 against the Houston Texans.

A DEBUT FOR THE AGES

Marcus Mariota played in his first regular season game at Tampa Bay on Sept. 13, 2015. In the contest, he was 13-of-15 passing for 209 yards with four touchdowns and no interceptions.


More from Mariota's debut:

- With a **maximum attainable passer rating of 158.3**, he became the first player since at least 1933 with a perfect passer rating in his first game (minimum 10 attempts) and the first player in the Super Bowl era (since 1966) with a perfect rating in his first start (minimum 10 attempts).
- In total, he led the offense for seven series, and the offense scored a **touchdown on five of those possessions**.
- Mariota became the second rookie in NFL history to throw **four touchdown passes in a season opener**. He joined former Vikings quarterback Fran Tarkenton, who passed for four touchdowns on Sept. 17, 1961. All four of Mariota's touchdown passes came in the first half, and he became the only rookie in NFL history to throw four touchdown passes in one half.
- Prior to Mariota, the only other quarterback in franchise history to **complete three touchdown passes** in his first start was Jacky Lee. In the 10th game of the 1960 season, Lee threw for three touchdowns against the Denver Broncos.
- He tied Tom Brady for the **most touchdown passes (four) in the first week of the 2015 season**. Including those two performances, there were 11 occasions in the last 10 Kickoff Weekends (2006-2015) in which a quarterback completed four or more touchdown passes.
- Mariota became the first rookie in NFL history with **two touchdown passes in the first quarter** of a Kickoff Weekend game.
- Mariota **averaged 13.93 yards per attempt**, the most by any NFL quarterback during Kickoff Weekend 2015. In the last 15 seasons (2001-15), the only quarterback with a higher yards-per-attempt average in a Week 1 game is Tony Romo. Romo averaged 14.38 yards per attempt in Week 1 of 2007.



#7 • QB ZACH METTENBERGER

[CLICK FOR COMPLETE BIO \(PDF\)](#)



Quarterback **Zach Mettenberger** (6-5, 224) completed his second NFL season in 2015. He was selected by the Titans in the sixth round (178th overall) of the 2014 NFL Draft.

Mettenberger served as the backup behind starter **Marcus Mariota** during the 2015 campaign. He appeared in seven games with four starts and completed 101 of 166 passes for 935 yards, four touchdowns and seven interceptions.

In his first NFL campaign, he spent the first seven games as a reserve. Then, in Week 8 against the Houston Texans, he recorded his first of six consecutive starts.

Mettenberger became the third quarterback in franchise history to start at least six games as a rookie, joining **Dan Pastorini** (eight in 1971) and **Vince Young** (13 in 2006). But against the Giants on Dec. 7, he aggravated a right shoulder injury, which caused him to be inactive for the final three contests.

Mettenberger's rookie totals included 107 completions and 1,412 yards on 179 attempts. He completed eight touchdown passes with seven interceptions. Of the six NFL rookies who started at least one game in 2014, Mettenberger ranked second with a passer rating of 83.4, trailing only Minnesota's **Teddy Bridgewater** (85.2). Mettenberger's season passer rating also was the best in franchise history among rookie quarterbacks with a minimum of one start, topping the previous rookie record holder, **Steve McNair** (81.7 in 1995).

Prior to joining the Titans, Mettenberger spent three years at Louisiana State University, where he appeared in 30 games and posted a 19-6 mark as a starting quarterback. His career numbers for the Tigers included 5,783 passing yards (sixth in LSU history), 35 touchdowns (fifth), 407 completions (sixth) and 659 attempts (seventh). He became the third player in LSU history to pass for 3,000 yards in a season in 2013 (3,082) and became the only player in LSU history to have back-to-back seasons of 2,500 yards or more (2,609 yards in 2012).

As a senior in 2013, Mettenberger completed 192 of 296 passes for 3,082 yards and 22 touchdowns and just eight interceptions, ranking second in the SEC in pass efficiency (171.4).

2015 Highlights:

- **At Tampa Bay (9/13)**, played in the fourth quarter but did not attempt a pass.
- **Against Miami (10/18)**, played in the final drive of the fourth quarter and completed five passes for 63 yards on eight attempts.
- **Against Atlanta (10/25)**, with Marcus Mariota inactive due to a knee injury, recorded his seventh career start and was 22-of-35 passing for 187 yards with a touchdown and two interceptions. In the second quarter, he completed a 19-yard touchdown pass to wide receiver Kendall Wright.
- **At Houston (11/1)**, started for the second consecutive week and recorded 22 completions for 171 yards and an interception on 31 attempts.
- **At New England (12/20)**, entered the game in the second quarter after Marcus Mariota suffered a knee injury. He completed 20 of 28 passes for 242 yards and a pair of touchdowns. He completed a seven-yard scoring strike to Delanie Walker in the third quarter, and the duo connected again for a score in the fourth quarter, this time on a 57-yard completion. Mettenberger's two touchdown passes tied his career high, which he achieved three times as a rookie in 2014. Mettenberger's 71.4 completion percentage at New England set a personal high, and his 242 passing yards were the fourth best through his first 12 career games played.
- **Against Houston (12/27)**, recorded his ninth career start and completed 27 of 51 passes for 234 yards with one touchdown and one interception. His 51 attempts were the most by a Titans quarterback since Ryan Fitzpatrick's 58 attempts against the Arizona Cardinals on Dec. 15, 2013, and Mettenberger's attempts also made up the fourth-highest total for the team in the "Titans era" (since 1999). Mettenberger's one-yard touchdown pass to Tre McBride was his 12th career touchdown pass.
- **At Indianapolis (1/3)**, started and completed five of his 13 passes for 38 yards and an interception prior to leaving the game in the third quarter with a forearm injury. He also scored his first career touchdown, scoring on a five-yard run on a quarterback draw in the first quarter.

Mettenberger's Career Regular Season Passing Statistics:

Year	G	GS	Att	Cmp	Pct	Yds	TD	Int	Lg	Sack	Rate
2014	7	6	179	107	59.8	1,412	8	7	80t	18	83.4
2015	7	4	166	101	60.8	935	4	7	57t	13	66.7
Totals	14	10	345	208	60.3	2,347	12	14	80t	31	75.4

PASSER RATING AMONG 2014 ROOKIES

Zach Mettenberger ranked second in passer rating among rookies in 2014 who started at least one game.

Highest rookie passer rating in 2014 (minimum one start):

Player	Team	Cmp	Att	Pct	Yds	TD	Int	Rate
1. Teddy Bridgewater	MIN	259	402	64.4	2,919	14	12	85.2
2. Zach Mettenberger	TEN	107	179	59.8	1,412	8	7	83.4
3. Derek Carr	OAK	348	599	58.1	3,270	21	12	76.6
4. Blake Bortles	JAC	280	475	58.9	2,908	11	17	69.5
5. Connor Shaw	CLE	14	28	50.0	177	0	1	55.2
6. Johnny Manziel	CLE	18	35	51.4	175	0	2	42.0

FRANCHISE ROOKIE PASSERS, 1960–2014

In 2014, Titans quarterback **Zach Mettenberger** played in seven games with six starts as a rookie. He became the ninth rookie for the franchise from 1960–2014 to start at least one contest at quarterback. Among the group, he was the rookie leader with a passer rating of 83.4. **Marcus Mariota** eventually topped Mettenberger with a rookie passer rating of 91.5 in 2015.

Top season passer ratings by Titans/Oilers rookie passers from 1960–2014 (minimum one start):

Name	Year (Round)	G/S	Att	Cmp	Yds	TD	INT	Rtg
1. Zach Mettenberger	2014 (6th)	7/6	179	107	1,412	8	7	83.4
2. Steve McNair	1995 (1st)	4/2	80	41	569	3	1	81.7
3. Jacky Lee	1960 (Undr.)	14/3	77	41	842	5	6	81.2
4. Vince Young	2006 (1st)	15/13	357	184	2,199	12	13	66.7
5. Brent Pease	1987 (11th-Min)	7/3	113	56	728	3	5	60.6
6. Dan Pastorini	1971 (1st)	14/8	270	127	1,702	7	21	43.8
7. Rusty Smith	2010 (6th)	2/1	40	20	200	0	4	25.0
8. Bob Davis	1967 (2nd)	2/2	19	9	71	0	2	17.5
9. Lynn Dickey	1971 (3rd)	7/2	57	19	315	0	9	13.3

MORE TITANS QUARTERBACKS**11 - QB ALEX TANNEY**

➤ **Alex Tanney** rejoined the Titans on Dec. 22, 2015, when he was signed off the Indianapolis Colts practice squad.

➤ Tanney spent the final two weeks of the 2014 campaign on the Titans practice squad and was re-signed immediately following the season. He was released at the end of the preseason. He spent time with the Buffalo Bills before joining the Colts.

➤ The 6-foot-4-inch, 220-pounder was originally signed by the Kansas City Chiefs as a rookie free agent in 2012. Prior to his initial arrival in Tennessee, the Monmouth product also spent time with the Dallas Cowboys, Cleveland Browns and Tampa Bay Buccaneers.

➤ He appeared in 47 games at Monmouth (2007-2011) and set NCAA Division III career records with 14,249 yards and 157 touchdowns.

2015 Highlights:

➤ During the preseason with the Titans, he was 18-of-25 for 221 yards with two touchdowns and a passer rating of 125.6.

➤ **At Indianapolis (1/3)**, in the third quarter, entered the game in relief of Zach Mettenberger, who left the contest with a forearm injury. He completed his first seven passes and finished 10-of-14 for 99 yards and a touchdown in his first career action in the regular season. On his first drive, he led the team to a field goal. Two possessions later, he threw his first career touchdown pass, finding Dorial Green-Beckham for a five-yard score.

**RUNNING BACKS & FULLBACKS**

No.	Name	Ht	Wt	Exp	College
26	Andrews, Antonio	5-10	225	2	Western Kentucky
23	Cobb, David	5-11	229	R	Minnesota
45	Fowler, Jalston (FB)	5-11	254	R	Alabama
22	McCluster, Dexter (IR)	5-8	170	6	Mississippi
20	Sankey, Bishop	5-10	209	2	Washington

#26 • RB ANTONIO ANDREWS

[CLICK FOR COMPLETE BIO \(PDF\)](#)



Running back **Antonio Andrews** (5-10, 225) completed his second NFL season after being signed by the Titans as an undrafted free agent in 2014.

In 2015, Andrews appeared in 14 games and started 10 times at running back. He was the team's leading rusher with 143 carries for 520 yards and three touchdowns. Adding 21 receptions for 174 yards, he ranked second on the team with 694 scrimmage yards, trailing only **Delanie Walker** (1,124).

In his rookie campaign, Andrews spent the first seven weeks on the team's practice squad before being elevated to the 53-man roster on Oct. 21, 2014. In four appearances as a reserve running back and kickoff returner, he caught two passes for 11 yards and returned five kickoffs for 110 yards.

During his four-year career at Western Kentucky, Andrews appeared in 42 games, including 24 consecutive starts to end his career. He notched 3,674 yards with 29 touchdowns on 618 carries (5.9 avg.), and he scored 198 points on 33 total touchdowns. His 6,799 all-purpose yards gave him an average of 161.9 yards per game.

As a senior (2013), Andrews rushed for 1,730 yards to break his own school record by two yards. He rushed for a career-high 16 touchdowns on 267 carries and was named Sun Belt Conference Most Valuable Player and Offensive Player of the Year by The NFL Draft Report.

Andrews attended Fort Campbell (Ky.) High School, which is approximately 60 miles northwest of Nashville. As a high school senior, he was named the state of Kentucky's "Mr. Football" as a dual-threat quarterback.

2015 Highlights:

➤ In four preseason games, he rushed 20 times for 77 yards and two touchdowns and added two receptions for 25 yards.

➤ **At Tampa Bay (9/13)** and **at Cleveland (9/20)**, he was inactive due to a hamstring injury.

➤ **Against Indianapolis (9/27)**, led the team with 49 rushing yards on 12 carries and added one reception for 12 yards. In the third quarter, he gave the Titans their first lead of the game with an eight-yard touchdown run, his first career touchdown.

➤ **Against Buffalo (10/11)**, rushed seven times for nine yards and a touchdown and added three receptions for a team-high 45 yards. He scored for the second consecutive week on a one-yard touchdown run in the third quarter. He recorded 23 yards on a screen pass in the second quarter.

➤ **Against Miami (10/18)**, recorded the first start of his career and carried nine times for 23 yards.

➤ **Against Atlanta (10/25)**, led the Titans with a career-high 57 yards on 10 carries, including a career-long rush of 17 yards in the first quarter.

➤ **At Houston (11/1)**, recorded a start at running back. He led the team and set a new career high in rushing yards for the second consecutive week. He totaled 16 carries for 64 yards, including a career-long run of 28 yards in the third quarter, and he added three receptions for 18 yards.



- **At New Orleans (11/8)**, set a career high in rushing yards for the third consecutive week, totaling 19 carries for 88 yards. In the second quarter, he turned a pass from Marcus Mariota into a 23-yard gain, tying the running back's career-long reception. On the next play, he set a career benchmark with a 38-yard run, which led to a Titans touchdown three plays later.
- **Against Carolina (11/15)**, rushed for eight yards on 11 attempts.
- **At Jacksonville (11/19)**, finished with 15 carries for 78 yards (5.2 average). He picked up 26 yards on a run in the third quarter to record the third-longest rushing attempt of his career and his third run of 26 yards or longer in three out of four contests.
- **Against Oakland (11/29)**, rushed for 32 yards on 11 attempts and added a 14-yard reception.
- **Against Jacksonville (12/6)**, rushed for 58 yards on 13 carries (4.5 average), including a 22-yard run and a one-yard touchdown run in the final five seconds of the first half.
- **At New York Jets (12/13)**, rushed four times for eight yards and added a six-yard reception. In the third quarter, he received a shotgun snap, rolled right and lofted a pass down the sideline to quarterback Marcus Mariota, who finished the play for a 41-yard touchdown. Andrews became the first non-quarterback to complete a touchdown pass for the Titans since wide receiver Drew Bennett did so at Green Bay on Oct. 11, 2004. Andrews' touchdown pass was the longest in the NFL by a non-quarterback since wide receiver Mohamed Sanu's 73-yard touchdown throw for the Bengals against the Redskins on Sept. 23, 2012.
- **At New England (12/20)**, led the team with 45 yards on 14 carries and added five receptions for 25 yards. He also returned one kickoff 13 yards.
- **Against Houston (12/27)**, gained one yard on two carries.
- **At Indianapolis (1/3)**, caught two passes for three yards.

Andrews' Career Regular Season Statistics:

Year	GP	GS	Att	Yds	Avg	Lg	TD	Rec	Yds	Avg	Lg	TD
2014	4	0	0	0	-	-	0	2	11	5.5	6	0
2015	14	10	143	520	3.6	38	3	21	174	8.3	23	0
Totals	18	10	143	520	3.6	38	3	23	185	8.0	23	0

#23 • RB DAVID COBB

[CLICK FOR COMPLETE BIO \(PDF\)](#)



David Cobb completed his rookie season after being drafted by the Titans in the fifth round of the 2015 NFL Draft.

As a rookie, Cobb suffered a calf injury during the preseason. He was placed on injured reserve/designated for return, and after eight weeks, he was activated to the 53-man roster. He went on to appear in a total of seven games, including one start, and logged 52 carries for 146 yards and a touchdown.

The 5-foot-11-inch, 229-pound running back spent four seasons at the University of Minnesota, where he totaled 2,893 rushing yards to finish seventh in school history. He also rushed for 20 touchdowns on 562 carries. The Gophers were 9-4 in games in which Cobb rushed for 100 yards.

As a senior, Cobb became the school's all-time single-season rushing leader. He carried the ball 314 times for 1,626 yards and 13 touchdowns. The Titans coaches saw him firsthand at the 2015 Senior Bowl, when he rushed for 69 yards on 11 attempts.

Cobb is a native of Killeen, Texas.

2015 Highlights:

- In two preseason games, he rushed for 79 yards on 19 attempts and added nine yards on two receptions.
- On Sept. 6, placed on injured reserve/designated for return.
- On Nov. 11, activated to the 53-man roster.
- **At Jacksonville (11/19)**, made his NFL regular season debut. He gained two yards on his first NFL carry in the second quarter.
- **Against Jacksonville (12/6)**, rushed for 40 yards on 13 carries.
- **At New York Jets (12/13)**, totaled one yard on two carries.
- **At New England (12/20)**, rushed four times for nine yards.
- **Against Houston (12/27)**, rushed seven times for 18 yards.
- **At Indianapolis (1/3)**, registered his first NFL start at running back. In the second quarter, he recorded his first career touchdown, putting the Titans ahead 14-10 with a one-yard touchdown run. Cobb set season and career highs with 19 carries and 73 rushing yards in the game.

Cobb's 2015/Career Statistics:

Year	GP	GS	Att	Yds	Avg	Lg	TD	Rec	Yds	Avg	Lg	TD
2015	7	1	52	146	2.8	12	1	1	-2	-2.0	-2	0

Cobb's College Statistics (University of Minnesota):

Year	GP	GS	Att	Yds	Avg	Lg	TD	Rec	Yds	Avg	Lg	TD
2011	3	0	10	57	5.7	29	0	0	0	-	-	0
2012	5	0	1	8	8.0	8	0	1	3	3.0	3	0
2013	13	6	237	1,202	5.1	60	7	17	174	10.2	27	0
2014	13	13	314	1,626	5.2	67	13	16	162	10.1	33	0
Totals	34	19	562	2,893	5.1	67	20	34	339	10.0	33	0



#45 • FB JALSTON FOWLER

[CLICK FOR COMPLETE BIO \(PDF\)](#)

Fullback **Jalston “Nudie” Fowler** completed his rookie season after being selected by the Titans in the fourth round of the 2015 NFL Draft.

As a rookie, Fowler played in all 16 games. He rushed seven times for 13 yards and a touchdown and added five receptions for 44 yards and a score. He also played an integral role on special teams, contributing five tackles and a forced fumble.

The 5-foot-11-inch, 254-pound rookie served as a fullback, running back, H-back, tight end and on special teams during his time with the Crimson Tide. He played in 53 career games from 2010–2014 and was a member of national championship teams in 2011 and 2012.

Fowler's career totals at Alabama included 113 carries for 738 yards and five touchdowns. He also caught 19 passes for 150 yards with seven touchdown receptions.

In 2014, he played in 14 games and set a career high with five starts. He rushed for 69 yards on 12 attempts and caught 11 passes for 119 yards and a pair of scores.

A native of Mobile, Ala., Fowler is called “Nudie” by family, friends and teammates. His father gave the nickname to him as a baby.

2015 Highlights:

- **At Tampa Bay (9/13)**, made his NFL regular season debut.
- **At Cleveland (9/20)**, recorded his first career rushing attempt in the third quarter. On third-and-one, he took a handoff and plunged three yards for a first down. Later in the same drive, he caught his first pass for a 19-yard gain on a screen play.
- **Against Indianapolis (9/27)**, rushed four times for nine yards and a touchdown. He scored his first career touchdown late in the fourth quarter on a one-yard run. In the third quarter, he picked up a first down with a three-yard run on fourth-and-one to give the Titans a first-and-goal.
- **Against Buffalo (10/11)**, as a member of the punt coverage unit, forced returner Denarius Moore to fumble, leading to a Titans recovery and subsequent touchdown drive.
- **Against Carolina (11/15)**, caught one pass for 14 yards.
- **At Jacksonville (11/19)**, caught one pass for two yards.
- **Against Oakland (11/29)**, converted a third-and-one with a one-yard run and caught a one-yard pass from Marcus Mariota to score his first career receiving touchdown.
- **At New England (12/20)**, rushed one time for no gain and caught an eight-yard pass.

Fowler's 2015/Career Statistics:

Year	GP	GS	Att	Yds	Avg	Lg	TD	Rec	Yds	Avg	Lg	TD
2015	16	0	7	13	1.9	3	1	5	44	8.8	19	1

Fowler's College Statistics (University of Alabama):

Year	GP	GS	Att	Yds	Avg	Lg	TD	Rec	Yds	Avg	Lg	TD
2010	11	0	14	111	7.9	36	1	0	0	-	-	0
2011	13	0	56	385	6.9	69	4	0	0	-	-	0
2012	2	0	11	85	7.7	18	0	1	6	6.0	6	0
2013	13	1	20	88	4.4	15	0	7	15	2.1	5	5
2014	14	5	12	69	5.8	20	0	11	119	11.7	35	2
Totals	53	6	113	738	6.5	69	5	19	150	7.9	35	7



#22 • RB DEXTER McCLUSTER

[CLICK FOR COMPLETE BIO \(PDF\)](#)

Running back **Dexter McCluster** (5-8, 170) completed his sixth NFL season and his second campaign with the Titans in 2015. He was signed as an unrestricted free agent on March 13, 2014.

For the second consecutive year, McCluster's season was cut short due to injury. He was placed on injured reserve on Dec. 16, 2015 with a wrist injury. Prior to his season ending, he appeared in 11 games (two starts) and carried the ball 55 times for 247 yards (4.5 avg.) and a touchdown. His rushing attempts and rushing yards were the second-highest totals of his career (2011). He added 31 receptions for 260 yards and a score, and as the team's primary returner, he averaged 9.0 yards on 24 punt returns and 21.9 yards on 13 kickoff returns. He was the only NFL player in 2015 and the first player since Darren Sproles in 2011 with at least 200 yards as a rusher, receiver, kickoff returner and punt returner.

A knee injury brought McCluster's 2014 campaign to an early end. He was placed on injured reserve on Dec. 18. Prior to that, he played in 14 games (two starts) and totaled 131 yards on 40 carries and 197 yards and a touchdown on 26 receptions. He also led the team with 22 punt returns for a 7.0-yard average.

Prior to his arrival in Tennessee, McCluster played four seasons with the Kansas City Chiefs (2010-13), spending time as a returner, running back and receiver in 58 total games (23 starts). He logged 172 receptions for 1,500 yards (8.7 avg.) and four touchdowns while also recording 152 carries for 662 yards and one rushing score. On special teams, he returned 79 punts for 959 yards (12.1 avg.) with three touchdowns and 52 kickoffs for 1,087 yards.

In 2013, he was named to his first Pro Bowl, earning the honor as a punt returner. Additionally, he earned second-team All-Pro as a punt returner by the *Associated Press*. He recorded a league-best 686 yards on 58 punt returns with a pair of touchdowns. As a wide receiver, McCluster caught 53 passes for 511 yards and two touchdowns in 15 games (six starts).

The Largo, Fla., native was originally selected by the Kansas City Chiefs in the second round (36th overall) of the 2010 NFL Draft following a four-year career at Mississippi.

At Ole Miss, McCluster saw action in 40 contests, starting 22 games at wide receiver and six games at running back. He finished his career ranked eighth in school annals with 130 receptions and tied for ninth in school annals with 15 rushing touchdowns, to go along with 304 total carries for 1,955 yards. McCluster ranked second in school history with 4,089 all-purpose yards.

2015 Highlights:

- **At Cleveland (9/20)**, set single-game career highs for rushing yards and scrimmage yards. He led the team in rushing with 98 yards on 10 carries, beating his previous high of 61 yards (twice, last at Denver on Jan. 1, 2012). He added 26 yards on four receptions to give him 124 yards from scrimmage and top his previous mark of 107 scrimmage yards (at Chicago on Dec. 4, 2011). In the first quarter, he recorded the longest run of his career, gaining 44 yards. He also returned four punts for a total of 41 yards to give him a combined net total of 165 yards.
- **Against Indianapolis (9/27)**, recorded a 35-yard reception and added five rushes for seven yards. His 35-yard catch was the fourth-longest reception of his career.
- **Against Buffalo (10/11)**, in the second quarter, gave the Titans field position in Buffalo territory with a 26-yard punt return, his longest since a 48-yard punt return against Houston on Oct. 26, 2014. He totaled eight carries for 20 yards, one reception for minus-two yards, five punt returns for 66 yards and one kickoff return for 20 yards.
- **Against Miami (10/18)**, scored his first touchdown of the season in the third quarter on a three-yard pass from Marcus Mariota. He totaled 23 yards on five carries, 19 yards on three receptions and 14 yards on a punt return.
- **Against Atlanta (10/25)**, rushed five times for 20 yards and added 48 yards on six receptions.
- **At Houston (11/1)**, recorded 162 combined net yards, including 63 yards on five punt returns (12.6 average), 61 yards on two kickoff returns (30.5 average), 23 yards on four receptions (5.8 average) and 15 yards on three rushing attempts (5.0 average). In the second quarter, he returned a Shane



Lechler punt 37 yards, marking his longest return of the season and his longest since a 48-yarder against the Texans on Oct. 26, 2014.

➤ **At New Orleans (11/8)**, with 19 rushing yards on eight carries, surpassed the 1,000-yard rushing mark for his career. He added two receptions for 28 yards (long of 21 yards), two punt returns for 12 yards and four kickoff returns for 96 yards.

➤ **Against Carolina (11/15)**, scored his second career rushing touchdown on a 25-yard run. It was the third-longest rushing attempt of his six-year career. He totaled three rushes for 25 yards, four receptions for 27 yards and five kickoff returns for 86 yards.

➤ **At Jacksonville (11/19)**, caught two passes for 18 yards and rushed twice for zero yards. He added a six-yard punt return and a 22-yard kickoff return prior to leaving the contest in the third quarter with a knee injury.

➤ **Against Oakland (11/29)** and **against Jacksonville (12/6)**, he was inactive with a knee injury.

➤ **At New York Jets (12/13)**, rushed four times for 12 yards and caught four passes for 38 yards. In the third quarter, he scored his first career two-point conversion on a pass from Marcus Mariota. He added a two-yard punt return.

➤ Placed on injured reserve with a wrist injury on Dec. 16.

McCluster's Career Regular Season Rushing and Receiving Statistics (2010-13 with Kansas City Chiefs):

Year	GP	GS	Att	Yds	Avg	Lg	TD	Rec	Yds	Avg	Lg	TD
2010	11	7	18	71	3.9	20	0	21	209	10.0	31t	1
2011	16	4	114	516	4.5	32	1	46	328	7.1	49	1
2012	16	6	12	70	5.8	19	0	52	452	8.7	31	1
2013	15	6	8	5	0.6	5	0	53	511	9.6	43	2
2014	14	2	40	131	3.3	16	0	26	197	7.6	25	1
2015	11	2	55	247	4.5	44	1	31	260	8.4	35	1
Totals	83	27	247	1,040	4.2	44	2	229	1,957	8.5	49	7

McCluster's Career Regular Season Return Statistics (2010-13 with Kansas City Chiefs):

Year	PR	FC	Yds	Avg	Lg	TD	KR	Yds	Avg	Lg	TD
2010	13	2	202	15.5	94t	1	26	527	20.3	36	0
2011	6	3	65	10.8	22	0	25	557	22.3	35	0
2012	2	2	6	3.0	6	0	0	0	-	-	0
2013	58	11	686	11.8	89t	2	1	3	3.0	3	0
2014	22	14	155	7.0	48	0	0	0	-	-	0
2015	24	15	217	9.0	37	0	13	285	21.9	32	0
Totals	125	47	1,331	10.6	94t	3	65	1,372	21.1	36	0

HIGHEST PR AVERAGE, 2010-15

Since entering the NFL in 2010, **Dexter McCluster** ranks among the NFL leaders in punt return average.

Highest punt return average, 2010–2015 (minimum 70 punt returns):

Player	Punt Ret.	Yards	Average
1. Devin Hester	145	1,879	13.0
2. Julian Edelman	136	1,634	12.0
3. Ted Ginn Jr.	173	1,983	11.5
4. Adam Jones	82	933	11.4
5. Jeremy Ross	77	864	11.2
6. Davone Bess	70	775	11.1
7. Eric Weems	70	766	10.9
8. Dwayne Harris	121	1,306	10.8
9. Dexter McCluster	125	1,331	10.6
10. Golden Tate	88	936	10.6

#20 • RB BISHOP SANKEY

[CLICK FOR COMPLETE BIO \(PDF\)](#)



Running back **Bishop Sankey** (5-10, 209) completed his second NFL season in 2015. He was the first running back selected in the 2014 NFL Draft, chosen with the 54th overall pick in the second round.

Sankey appeared in 13 games with three starts in 2015. His statistics included 47 carries for 193 yards and a touchdown, and he added 14 receptions for 139 yards and a score.

As a rookie in 2014, Sankey led the Titans with 569 rushing yards on 152 carries and scored a pair of touchdowns. He added 18 receptions for 133 yards as well as seven kickoff returns for 198 yards.

During his three-year career at the University of Washington, Sankey appeared in 38 games, starting his last 25 contests. He carried the ball 644 times for 3,496 yards and 37 touchdowns, adding 567 yards and one score on 67 receptions. His 3,496 career rushing yards were the third-most in Huskies' history.

As a junior, Sankey was a first-team All-Pac-12 selection, setting a school record with a career-best 1,870 rushing yards and 20 rushing scores. He was selected as a team captain and was named second-team *Associated Press* All-American. He earned first-team All-Pac-12 and also was named second-team Academic All-Pac-12. He was named one of three finalists for the Doak Walker Award.

At the NFL Scouting Combine in February 2014, he ran a 4.49-second 40-yard dash. His 26 reps of 225 pounds on the bench press ranked second among all running backs, and he finished first in the group at the three-cone drill (6.75 seconds) and the 20-yard shuttle (4.00). He tied for fourth in the broad jump (10 feet 6 inches).

A native of Wadsworth, Ohio, he spent three years at Gonzaga Preparatory School in Spokane, Wash., prior to his time at the University of Washington.

2015 Highlights:

➤ **At Tampa Bay (9/13)**, led the team and set a career high with 74 rushing yards on 12 attempts. In the third quarter, he scored his third career rushing touchdown on a one-yard run. In the first quarter, he recorded his first career touchdown reception on a 12-yard pass from Marcus Mariota. Sankey became the first Titans player to record a rushing and receiving touchdown in the same game since Nate Washington against the Indianapolis Colts on Oct. 30, 2011.

➤ **At Cleveland (9/20)**, rushed for 42 yards on 12 attempts.

➤ **Against Indianapolis (9/27)**, rushed five times for 10 yards. He added two receptions for 31 yards, including a career-long 20-yard catch.

➤ **Against Buffalo (10/11)**, rushed seven times for 20 yards and added three receptions for 23 yards and two kickoff returns for 33 yards.

➤ **Against Miami (10/18)**, recorded three carries for 13 yards, one reception for seven yards and three kickoff returns for 79 yards (long of 34 yards).

➤ **At Houston (11/1)**, returned a pair of kickoffs 36 total yards.

➤ **Against Carolina (11/15)**, gained seven yards on two carries.

➤ **At New England (12/20)**, caught three passes for 23 yards.

➤ **Against Houston (12/27)**, rushed two times for 11 yards and posted three catches for 43 yards. In the fourth quarter, he sparked a touchdown drive with a 30-yard reception, which qualified as the longest reception of his two-year career.

➤ **At Indianapolis (1/3)**, rushed four times for 16 yards.

Sankey's Career Statistics:

Year	GP	GS	Att	Yds	Avg	Lg	TD	Rec	Yds	Avg	Lg	TD
2014	16	9	152	569	3.7	22	2	18	133	7.4	18	0
2015	13	3	47	193	4.1	16	1	14	139	9.9	30	1
Totals	29	12	199	762	3.8	22	3	32	272	8.5	30	1



TITANS TIGHT ENDS

No.	Name	Ht	Wt	Exp	College
42	Dickerson, Dorin (IR)	6-1	226	4	Pittsburgh
80	Fasano, Anthony	6-4	255	10	Notre Dame
88	Stevens, Craig	6-3	263	8	California
89	Supernaw, Phillip	6-5	248	2	Ouachita Baptist
82	Walker, Delanie	6-0	248	10	Central Missouri

#80 • TE ANTHONY FASANO

[CLICK FOR COMPLETE BIO \(PDF\)](#)

Tight end **Anthony Fasano** (6-4, 255) completed his 10th NFL season and his first campaign with the Titans in 2015. He was signed by the Titans as an unrestricted free agent on March 24, 2015.

Fasano played in all 16 games in 2015 and started 11 times. He caught 26 passes for 289 yards and a pair of touchdowns.

In 2014, Fasano appeared in 15 games (13 starts) for the Kansas City Chiefs. He tallied 25 receptions for 226 yards and four touchdowns.

Originally a second-round draft choice by the Dallas Cowboys in 2006, Fasano spent two seasons in Dallas before he was traded to the Miami Dolphins. In 2013, he left the Dolphins to join the Chiefs.

The veteran tight end has long been considered one of the NFL's top blockers at his position. But he also poses a threat to defenses as a receiver, as evidenced by his 253 career catches for 2,799 yards in his first nine seasons in the league, including 31 touchdown grabs.

Fasano has helped block for four different 1,000-yard rushers during his career: **Julius Jones** (Dallas, 2006), **Ricky Williams** (Miami, 2009), **Reggie Bush** (Miami, 2011) and **Jamaal Charles** (Kansas City, 2013-14).

After a five-year career with the Dolphins, Fasano ranked third among tight ends in team history in receptions (177) and receiving yards (2,104). He tied for second in franchise annals in touchdown receptions by a tight end (23).



Fasano played three seasons (2003–2005) at Notre Dame, where he registered 34 games played and 24 starts. He posted 92 career receptions for 1,112 yards (12.9 avg.) and eight touchdowns, and at the time of his departure, he ranked second among tight ends on the school's all-time list for both receptions and receiving yards.

A native of Verona, N.J., Fasano speaks Italian and Spanish fluently.

2015 Highlights:

- **At Tampa Bay (9/13)**, made his Titans debut and caught one pass for 18 yards to the two-yard line to help set up a touchdown.
- **At Cleveland (9/20)**, led the team in receiving with five catches for 84 yards. In the third quarter, his 33-yard reception on a pass from Marcus Mariota was the second-longest of Fasano's career (35 at Kansas City on Nov. 6, 2011). Later in the third quarter against the Browns, he scored on a 19-yard pass from Mariota. It was his 32nd career touchdown and his first as a member of the Titans. Fasano's 84 receiving yards tied for the second-highest total of his career and the most since his 107-yard performance against the Titans on Nov. 14, 2010 as a member of the Miami Dolphins.
- **Against Indianapolis (9/27)**, posted a 26-yard reception.
- **Against Miami (10/18)**, recorded two receptions for a total of one yard.
- **Against Atlanta (10/25)**, registered three receptions for 21 yards.
- **At Houston (11/1)**, caught one pass for nine yards.
- **At New Orleans (11/8)**, caught the game-winning, five-yard touchdown pass from Marcus Mariota in overtime. The touchdown was Fasano's second of the season and the 33rd of his career. It was his first career touchdown catch in overtime, and it was the franchise's first-ever game-winning touchdown reception in an overtime game. He totaled three receptions for 33 yards on the day.
- **Against Carolina (11/15)**, registered one catch for 19 yards, leading to a Titans touchdown in the first quarter. On the catch, he moved past the 3,000-yard receiving mark for his career.
- **At Jacksonville (11/19)**, totaled 14 yards on two receptions.
- **Against Oakland (11/29)**, posted two catches for 22 yards.
- **At New England (12/20)**, caught three passes for 21 yards.
- **Against Houston (12/27)**, recorded two receptions for 21 yards.

Fasano's Career Regular Season Statistics:

Year	Team	GP	GS	Rec	Yds	Avg	Lg	TD
2006	Dal	16	5	14	126	9.0	22	0
2007	Dal	16	6	14	143	10.2	26t	1
2008	Mia	16	16	34	454	13.4	24	7
2009	Mia	14	14	31	339	10.9	27	2
2010	Mia	15	15	39	528	13.5	31	4
2011	Mia	15	15	32	451	14.1	35t	5
2012	Mia	16	16	41	332	8.1	22	5
2013	KC	9	9	23	200	8.7	20	3
2014	KC	15	13	25	226	9.0	22	4
2015	Ten	16	11	26	289	11.1	33	2
Totals		148	120	279	3,088	11.1	35t	33

TD CATCHES BY TIGHT ENDS SINCE 2006

Since entering the NFL in 2006, **Anthony Fasano** has been among the league-leading tight ends in touchdown receptions.

Most touchdown reception by tight ends, 2006–present:

Player	TD Receptions
1. Antonio Gates	79
2. Rob Gronkowski	65
3. Vernon Davis	55
Tony Gonzalez	55
5. Jimmy Graham	53
6. Greg Olsen	49
7. Jason Witten	47
8. Dallas Clark	43
9. Heath Miller	39
10. Owen Daniels	36
11. Benjamin Watson	34
12. Anthony Fasano	33



#88 • TE CRAIG STEVENS

[CLICK FOR COMPLETE BIO \(PDF\)](#)

In 2015, **Craig Stevens** (6-3, 263) completed his eighth NFL season, all of which have been with Tennessee. The tight end was selected by the Titans in the third round (85th overall) of the 2008 NFL Draft.

Stevens played in all 16 games (11 starts) for the first time since his rookie season of 2008. He caught 12 passes for 121 yards and two touchdowns, posting his highest reception and yardage totals since 2012 and tying his career high in touchdowns (2010).

Stevens' 2014 campaign was cut short due to injury. In his fifth game of 2014, he suffered a thigh injury and was subsequently placed on injured reserve on Oct. 18. Prior to his injury, Stevens caught two passes for 26 yards and continued his role as the team's primary blocking tight end.

In 2013, Stevens played in 15 games with 14 starts and caught two passes for five yards.

His 2012 statistics included a career-high 23 receptions for 275 yards and one touchdown, as he continued to assert himself as one of the NFL's most highly regarded blocking tight ends. He played and started in 15 games.

In his initial two campaigns, he was used as a reserve at tight end in addition to being a special teams contributor. Then, in 2010, he moved into a full-time offensive role, playing 15 games with 13 starts. He followed in 2011 with 15 games and 11 starts.

The San Pedro, Calif., native spent four college seasons at Cal, where appeared in 50 games (33 starts), one game shy of the school record. He earned honorable mention All-Pac 10 honors after his sophomore and senior seasons and second-team All-Pac 10 following his junior year. His career totals included 51 receptions for 669 yards and seven touchdowns.

2015 Highlights:

- **At Cleveland (9/20)**, caught a 13-yard pass on third-and-one during a scoring drive in the fourth quarter.
- **Against Indianapolis (9/27)**, posted two receptions for 29 yards, including a 27-yarder.
- **At Houston (11/1)**, played in his 100th career game and posted one reception for nine yards.
- **At New Orleans (11/8)**, posted two receptions for 25 yards, including a 24-yard reception in overtime to help set up the game-winning touchdown.
- **Against Oakland (11/29)**, caught a 20-yard pass from Marcus Mariota for a touchdown in the first quarter. It was Stevens' fifth career touchdown and his first since Sept. 30, 2012.
- **Against Jacksonville (12/6)**, posted two receptions for 11 yards and a touchdown. He caught a 10-yard touchdown pass from Marcus Mariota in



the first quarter. Stevens tied his career high with his second touchdown reception of the season, and it marked the first time in his career in which he recorded a touchdown in back-to-back weeks.

➤ **At New England (12/20)**, caught one pass for five yards.

➤ **Against Houston (12/27)**, posted one reception for eight yards.

Stevens' Career Regular Season Statistics:

Year	GP	GS	Rec	Yds	Avg	Lg	TD
2008	16	2	1	9	9.0	9	0
2009	12	2	0	0	-	-	0
2010	15	13	11	122	11.1	28	2
2011	15	11	9	166	18.4	58	1
2012	15	15	23	275	12.0	46	1
2013	15	14	2	5	2.5	6	0
2014	5	4	2	26	13.0	20	0
2015	16	11	12	121	10.1	27	2
Totals	109	72	60	724	12.1	58	6

TITANS ERA 100-GAME CLUB

In 2015, tight end **Craig Stevens** reached the 100-game mark in a Titans uniform. He became the 11th player for the franchise to play in 100 games as part of the "Titans era," which dates back to the 1999 campaign.

Stevens has played in more games than any other Titans tight end in the Titans era. Among offensive players, he ranks fifth behind four offensive linemen: **Michael Roos** (148), **Benji Olson** (139), **Eugene Amano** (124) and **David Stewart** (116).

Most games played by players in the "Titans era" (1999–present):

Player	Position	Games
1. Craig Hentrich	P	161
2. Keith Bulluck	LB	157
3. Michael Roos	T	148
4. Rob Bironas	K	144
5. Michael Griffin	S	141
6. Benji Olson	G	139
7. Ken Amato	LS	125
8. Eugene Amano	C/G	124
9. Donnie Nickey	S	123
10. David Stewart	T	116
11. Craig Stevens	TE	109
12. Brett Kern	P	106
13. Brad Hopkins	T	101

#82 • TE DELANIE WALKER

[CLICK FOR COMPLETE BIO \(PDF\)](#)

Tight end **Delanie Walker** (6-0, 248) completed his 10th NFL season and his third campaign with the Titans in 2015. He was signed as an unrestricted free agent on March 14, 2013 after spending the first seven years of his career with the San Francisco 49ers.

In Walker's time with the Titans, he arguably put together the best three-year stretch in franchise history by a tight end. During that time period, he totaled 217 receptions for 2,549 yards and 16 touchdowns. His reception and yardage totals are a franchise high for a tight end in any consecutive three-year period.

In 2015, Walker set new team records among tight ends with 94 receptions and 1,088 receiving yards, and he caught six touchdown passes for the second time in three years (2013). He broke his own receiving yardage record (890 in 2014) and **Frank Wycheck's** reception record (70 in 1998 and 2000) for franchise tight ends. On the team's all-time single-season receptions list, regardless of position, Walker tied wide receiver **Kendall Wright** (94 receptions in 2013) for the fifth-highest total. Walker's 94 receptions tied **Jason Witten** (94 catches in 2009 and 2010) for the 10th-highest total in NFL history by a tight end.

In 2014, Walker's team-leading 890 receiving yards set a then-career high and set a new standard among Titans/Oilers tight ends, eclipsing Wy-



check's 768 receiving yards in 1998. Walker's 63 receptions in 2014 at the time also led the team, set a career high, and tied for fourth in team annals.

Appearing in 15 games with 11 starts in 2013, he totaled 60 receptions for 571 yards and six touchdowns. He set then-career highs in all three categories. Also, he became the only tight end in franchise history other than Wycheck to reach 60 receptions in a single season. Wycheck accomplished the feat five times from 1997 through 2001, including 70 receptions in both 1998 and 2000 to establish the record for Titans/Oilers tight ends. Walker's six touchdown receptions tied for fourth place in franchise history among tight ends and were the most since Wycheck's six in 1996.

Prior to his arrival in Tennessee, the former sixth-round pick appeared in 99 career regular-season games with the 49ers (40 starts) and totaled 123 receptions for 1,465 yards (11.9 avg.) and eight touchdowns. A regular contributor on special teams, Walker posted 61 special teams tackles as well as 31 kickoff returns for 528 yards during his time in San Francisco.

In 2012, Walker played an integral role in the 49ers' second consecutive playoff season, as he teamed with Vernon Davis to form one of the NFL's top tight-end duos. He saw action in all 16 regular-season games (four starts) and set a career high with 344 yards and three touchdowns (matched career high) on 21 receptions. His average of 16.4 yards per catch was the highest among all NFL tight ends with 20 or more catches.

During the 2012 playoffs, he appeared in all three games and started in Super Bowl XLVII. In the Super Bowl, he recorded three receptions for 48 yards.

Walker was a sixth-round pick in the 2006 NFL Draft. As a rookie, he appeared in only seven games with one start. Then, in 2007, he played in all 16 contests and set a career high with 10 starts. It began a string of six seasons (2007-12) during which he missed a total of four games. In 2010, he set his career high with 29 receptions.

A native of Pomona, Calif., Walker spent two seasons (2002-03) at Mt. San Antonio (Calif.) Community College before joining the University of Central Missouri Mules for his final two collegiate campaigns (2004-05). As a wide receiver at Central Missouri, he caught 113 passes for 1,347 yards in 20 games. The 49ers selected him with the 175th overall pick in the 2006 NFL Draft.

2015 Highlights:

- **At Tampa Bay (9/13)**, caught three passes for 43 yards, including a key 22-yard catch on third down in the first quarter and a one-yard touchdown grab in the second quarter. He exited the game in the third quarter with a hand injury.
- **At Cleveland (9/20)**, he was inactive with a hand injury.
- **Against Indianapolis (9/27)**, tied for first on the team with seven receptions for 68 yards. In the second quarter his first reception of the game (six yards) gave him his 250th career NFL reception. Later in the second quarter on a 19-yard grab, he passed the 3,000-yard receiving mark for his career.
- **Against Buffalo (10/11)**, tied for the team lead with four receptions for 36 yards.



➤ **Against Miami (10/18)**, led the team with eight receptions for 97 yards. His 97 yards made up the third-highest single-game total of his career and his biggest total since Nov. 23, 2014 at Philadelphia (155). His reception total tied for the third-highest figure of his career and his highest since a 10-catch day against Dallas on Sept. 14, 2014.

➤ **Against Atlanta (10/25)**, led the team with seven receptions and 55 receiving yards. With an eight-yard reception in the third quarter, he became the fifth tight end in franchise history to reach 150 catches with the club, joining Frank Wycheck (482), Bo Scaife (251), Alvin Reed (199) and Erron Kinney (178).

➤ **At Houston (11/1)**, led the team with six receptions for 62 yards. It was the third consecutive week in which Walker led in both receptions and receiving yards.

➤ **At New Orleans (11/8)**, recorded the fourth-highest receiving yardage total of his career, leading the team with seven receptions for 95 yards and a pair of touchdowns. Late in the first quarter, Marcus Mariota lofted a pass deep down the left sideline in his direction. After the ball was tipped by a pair of colliding Saints defenders, Walker grabbed it and raced to the end zone for a 61-yard touchdown. It tied for the second-longest reception of Walker's 10-year career. In the second quarter, Walker snagged a two-yard touchdown pass from Mariota, giving him his first career game with multiple touchdown catches. Midway through the fourth quarter, he tied the game at 28-28 with a reception for a two-point conversion.

➤ **Against Carolina (11/15)**, posted a team-high 52 receiving yards on three catches, including a long reception of 21 yards.

➤ **At Jacksonville (11/19)**, posted his third career 100-yard receiving game, leading the team with eight receptions for 109 yards, including a long reception of 29 yards. His yardage total was the third-highest of his career, and his reception total tied for the third-highest of his career. For the third time over a six-game span, he recorded at least seven receptions and 95 receiving yards. He became the ninth player in franchise history with three or more consecutive seasons of at least 50 receptions.

➤ **Against Oakland (11/29)**, led the Titans with six receptions and 91 receiving yards, marking the sixth time in 2015 he led the team in both categories. In the first quarter, he gained 36 yards on his first catch of the game, which also was the 300th reception of his 10-year career. On his third reception of the day, he moved past Erron Kinney (178 receptions) for fourth place among tight ends on the franchise's career receptions list.

➤ **Against Jacksonville (12/6)**, he led the team with eight receptions for 92 yards and a touchdown. He scored on a seven-yard pass from Marcus Mariota in the second quarter. On his fifth reception of the game, which set up a touchdown at the end of the first half, he set a new career high for receptions in a season, surpassing his 2014 total of 63 receptions. His reception total tied his single-game season high (twice—Oct. 18 against Miami; Nov. 19 at Jacksonville) and tied for the third-highest total of his career.

➤ **At New York Jets (12/13)**, led the Titans with seven receptions and 71 yards. It marked the seventh time in 2015 Walker recorded team highs in both categories. In the fourth quarter, he recorded his fourth reception of the game. On the catch—his 71st of the season—he broke Frank Wycheck's franchise record (70 receptions in 1998 and 2000) for the most receptions in a season by a tight end.

➤ **At New England (12/20)**, posted two receptions for 64 yards and a pair of touchdowns, both from quarterback Zach Mettenberger. On a 57-yard touchdown reception in the fourth quarter, he broke his own franchise record for the most receiving yards in a season by a tight end (890 yards in 2014). The 57-yarder was the fourth-longest reception of his career. Earlier in the day, he caught a seven-yard touchdown pass. Walker's two scores gave him six touchdowns in 2015, matching the highest total of his 10-year career (2013). Walker's two touchdowns in the game tied his single-game career high, set initially at New Orleans on Nov. 8. He also tied Alvin Reed (199 career receptions) for third on the franchise's all-time tight end receptions list.

➤ **Against Houston (12/27)**, led the Titans with nine receptions for 59 yards, giving him the third-highest single-game reception total of his career. In the first quarter, he caught his 200th reception as a member of the Titans. In doing so, he moved into third place on the franchise's all-time receptions list among tight ends, passing Alvin Reed (199).

➤ **At Indianapolis (1/3)**, caught nine passes for 94 yards, including a long reception of 29 yards. His reception total matched his number from the previous week against Houston (Dec. 27) and tied for the third-highest single-game total of his career. His 94 receiving yards ranked sixth in his career. With a 13-yard catch in the first quarter, he became the first tight end in franchise history to reach 1,000 receiving yards in a season. With a 36-yard rushing attempt in the second quarter, he set a new career long, topping his previous long of 16 yards (2009). It was Walker's first rushing attempt since the 2011 season. With 94 receiving yards and 36 rushing

yards, his 130 scrimmage yards made up the third-highest total of his career and his highest number since his career-high 155 scrimmage yards at Philadelphia on Nov. 23, 2014. His 130 scrimmage yards at Indianapolis were the most by a Titans player during the 2015 season. He became the ninth tight end in NFL history to reach 90 receptions in a season (17 total 90-catch seasons among them).

Walker's Career Regular Season Statistics:

Year	Team	GP	GS	Rec	Yds	Avg	Lg	TD
2006	SF	7	1	2	30	15.0	29	0
2007	SF	16	10	21	174	8.3	26	1
2008	SF	15	2	10	155	15.5	53	1
2009	SF	16	8	21	233	11.1	39	0
2010	SF	14	8	29	331	11.4	38	0
2011	SF	15	7	19	198	10.4	29t	3
2012	SF	16	4	21	344	16.4	45	3
2013	Ten	15	11	60	571	9.5	33	6
2014	Ten	15	14	63	890	14.1	68	4
2015	Ten	15	10	94	1,088	11.6	61t	6
Totals		144	75	340	4,014	11.8	68	24

CAREER RECEPTIONS BY FRANCHISE TEs

In 2015, **Delanie Walker** vaulted into third-place on the team's all-time receptions list among tight ends.

Walker, who was signed as an unrestricted free agent in 2013, trails only former tight ends **Frank Wycheck** (482) and **Bo Scaife** (251) on the club's tight ends list.

Most career receptions by a tight end in franchise history:

Player	Seasons	Rec	Yds	Avg	Lg	TD
1. Frank Wycheck	1995-2003	482	4,958	10.3	42	27
2. Bo Scaife	2005-2010	251	2,383	9.5	44	12
3. Delanie Walker	2013-2015	217	2,549	11.7	68	16
4. Alvin Reed	1967-1972	199	2,818	14.2	60	11
5. Erron Kinney	2000-2005	178	1,750	9.8	31	10
6. Willard Dewveall	1961-1964	141	2,080	14.8	98t	19
7. Mike Barber	1976-1981	140	1,886	13.5	79t	13
8. Jared Cook	2009-2012	131	1,717	13.1	80t	8
9. Bob McLeod	1961-1966	126	1,926	15.3	55	19
10. Jamie Williams	1984-1988	121	1,420	11.7	33	8

SINGLE-SEASON RECEPTIONS BY NFL TEs

In 2015, Titans tight end **Delanie Walker** set a new standard for franchise tight ends, accumulating 94 receptions.

Additionally, Walker became the ninth tight end in NFL history to reach 90 catches in a season. Previously, eight tight ends in history produced 16 total 90-catch seasons. **Tony Gonzalez** (five), **Jason Witten** (four) and **Todd Christensen** (two) all have multiple 90-reception campaigns. **Dallas Clark**, **Jimmy Graham**, **Ben Coates**, **Martellus Bennett** and **Rob Gronkowski** are the others to reach the mark.

Walker's 94 catches in a season put him in a tie for the 10th-most in NFL history, equaling Witten's 2009 and 2010 numbers.

Most single-season receptions by a tight end in NFL history:

Player	Year/Team	Rec	Yds	Avg	Lg	TD
1. Jason Witten	2012 Dal	110	1,039	9.4	36	3
2. Tony Gonzalez	2004 KC	102	1,258	12.3	32	7
3. Dallas Clark	2009 Ind	100	1,106	11.1	80t	10
4. Tony Gonzalez	2007 KC	99	1,172	11.8	31	5
Jimmy Graham	2011 NO	99	1,310	13.2	59	11
6. Ben Coates	1994 NE	96	1,174	12.2	62t	7
Tony Gonzalez	2008 KC	96	1,058	11.0	35	10
Jason Witten	2007 Dal	96	1,145	11.9	53	7
9. Todd Christensen	1986 LA Raiders	95	1,153	12.1	35	8
10. Delanie Walker	2015 Ten	94	1,088	11.6	61t	6
Jason Witten	2009 Dal	94	1,030	11.0	69	2
Jason Witten	2010 Dal	94	1,002	10.7	33	9
13. Tony Gonzalez	2000 KC	93	1,203	12.9	39	9
Tony Gonzalez	2012 Atl	93	930	10.0	25	8
15. Todd Christensen	1983 LA Raiders	92	1,247	13.6	45	12
16. Martellus Bennett	2014 Chi	90	916	10.2	37	6
Rob Gronkowski	2011 NE	90	1,327	14.7	52t	17

SEASON REC YARDS BY FRANCHISE TEs

With 1,088 receiving yards in 2015, **Delanie Walker** broke his own single-season franchise record for receiving yards by a tight end, topping his 2014 total of 890 yards. Prior to 2014, **Frank Wycheck** held the mark with 768 receiving yards in 1998.

Most single-season receiving yards by Titans/Oilers tight ends:

Player	Season	Rec	Yards	Avg	Lg	TD
1. Delanie Walker	2015	94	1,088	11.6	61t	6
2. Delanie Walker	2014	63	890	14.1	68	4
3. Frank Wycheck	1998	70	768	11.0	38	2
4. Jared Cook	2011	49	759	15.5	80t	3
5. Willard Dewveall	1963	58	752	13.0	35	7
6. Frank Wycheck	1997	63	748	11.9	42	4
7. Alvin Reed	1968	46	747	16.2	60	5
8. Mike Barber	1980	59	712	12.1	79t	5
9. Frank Wycheck	2001	60	672	11.2	30	4
10. Alvin Reed	1969	51	664	13.0	43t	2

SEASON RECEPTIONS BY FRANCHISE TEs

At the New York Jets on Dec. 13, 2015, **Delanie Walker** set a new standard for franchise tight ends. On his 71st reception of the season, he broke **Frank Wycheck's** franchise record for the most receptions in a season by a tight end. Walker eventually finished the season with 94 receptions.

Walker owns three of the top eight seasons in team annals in terms of receptions by a tight end.

Most single-season receptions by Titans/Oilers tight ends:

Player	Season	Rec	Yards	Avg	Lg	TD
1. Delanie Walker	2015	94	1,088	11.6	61t	6
2. Frank Wycheck	1998	70	768	11.0	38	2
Frank Wycheck	2000	70	636	9.1	26	4
4. Frank Wycheck	1999	69	641	9.3	35	2
5. Delanie Walker	2014	63	890	14.1	68	4
Frank Wycheck	1997	63	748	11.9	42	4
7. Frank Wycheck	2001	60	672	11.2	30	4
Delanie Walker	2013	60	571	9.5	33	6
9. Mike Barber	1980	59	712	12.1	79t	5
10. Willard Dewveall	1963	58	752	13.0	35	7
Bo Scaife	2008	58	561	9.7	44	2

RECEPTIONS IN A SEASON, TEAM HISTORY

Delanie Walker's 94 receptions in 2015 tied wide receiver **Kendall Wright** (94 receptions in 2013) for the fifth-highest total in franchise history. The only players with more were **Charlie Hennigan** (101 in 1964), **Haywood Jeffires** (100 in 1991) and **Derrick Mason** (96 in 2004 and 95 in 2003).

Most single-season receptions by a Titans/Oilers player:

Player	Season	Rec	Yards	Avg	Lg	TD
1. Charlie Hennigan	1964	101	1,546	15.3	53	8
2. Haywood Jeffires	1991	100	1,181	11.8	44	7
3. Derrick Mason	2004	96	1,168	12.2	37t	7
4. Derrick Mason	2003	95	1,303	13.7	50t	8
5. Delanie Walker	2015	94	1,088	11.6	61t	6
Kendall Wright	2013	94	1,079	11.5	45	2
7. Drew Hill	1991	90	1,109	12.3	61t	4
Haywood Jeffires	1992	90	913	10.1	47	9
9. Tim Smith	1983	83	1,176	14.2	47t	6
10. Curtis Duncan	1992	82	954	11.6	72	1
Charley Hennigan	1961	82	1,746	21.3	80	12

RECEPTIONS BY NFL TIGHT ENDS IN 2015

In 2015, **Delanie Walker** ranks first in receptions among all NFL tight ends.

Most receptions among NFL tight ends in 2015:

Tight End	Team	Receptions
1. Delanie Walker	Ten	94
2. Jordan Reed	Was	87
3. Gary Barnidge	Cle	79
4. Greg Olsen	Car	77
Jason Witten	Dal	77
6. Zach Ertz	Phi	75
7. Benjamin Watson	NO	74
8. Rob Gronkowski	NE	72
Travis Kelce	KC	72
10. Heath Miller	Pit	60

TD RECEPTIONS BY FRANCHISE TIGHT ENDS

In 2015, **Delanie Walker** matched his career high for receiving touchdowns in a season, equaling the six touchdown receptions he had in 2013.

Walker's six touchdown receptions in 2013 were the most by a Titans tight end since **Frank Wycheck's** career-high six touchdown catches in 1996 and put him in a tie for fourth in franchise history for tight ends in a single season.

Most single-season touchdown receptions by a tight end in franchise history (1960–present):

Tight End	Year	Touchdown Receptions
1. Dave Casper	1981	8
Willie Frazier	1965	8
3. Willard Dewveall	1963	7
4. Delanie Walker	2015	6
Delanie Walker	2013	6
Frank Wycheck	1996	6
Dave Casper	1982	6
Bob McLeod	1962	6
9. Mike Barber	1980	5
Rich Caster	1978	5
Alvin Reed	1968	5
Bob McLeod	1963	5
Willard Dewveall	1962	5

TIGHT END RECEIVING YARDS, 2014-15

Delanie Walker ranks among the NFL's top receiving tight ends since the beginning of the 2014 season. In that time period, **Rob Gronkowski** and **Greg Olsen** are the only tight ends with more receiving yards than Walker.

Most receiving yards among tight ends, 2014–2015:

Tight End	Receptions	Rec Yards
1. Rob Gronkowski	154	2,300
2. Greg Olsen	161	2,112
3. Delanie Walker	157	1,978
4. Travis Kelce	139	1,737
5. Zach Ertz	133	1,555
6. Jimmy Graham	133	1,494
7. Antonio Gates	125	1,451
8. Jordan Reed	137	1,417
9. Jason Witten	141	1,416
10. Martellus Bennett	143	1,355

TWO-YEAR YARDAGE TOTALS BY TEAM TEs

Delanie Walker's receiving yardage total from 2014–2015 was the highest two-year total in franchise history by a tight end. Walker topped **Frank Wycheck's** stretch from 1997–1998, when he accumulated 1,516 receiving yards.

Walker's total of 1,461 yards from 2013–2014 ranks as the third-best two-year total in team annals at his position.

Most receiving yards in a two-year span by Titans/Oilers tight ends:

Tight End	Seasons	Two-Year Rec Yards Total
1. Delanie Walker	2014-15	1,978
2. Frank Wycheck	1997-98	1,516
3. Delanie Walker	2013-14	1,461
4. Alvin Reed	1968-69	1,411
5. Frank Wycheck	1998-99	1,409
6. Willard Dewveall	1962-63	1,328
7. Frank Wycheck	2000-01	1,308
8. Willard Dewveall	1963-64	1,304
9. Jared Cook	2011-12	1,282
10. Frank Wycheck	1999-00	1,277

BIG-PLAY TIGHT ENDS, 2013–2015

No tight end in the NFL has as many receptions of 50-plus yards as **Delanie Walker** over the last three seasons. His four 50-yard catches are more than **Rob Gronkowski**, **Vernon Davis** and **Jordan Cameron**, who each have three in that timespan.

In 2015, Walker posted a 57-yard touchdown reception at New England (Dec. 20) and a 61-yard touchdown at New Orleans (Nov. 8). His other 50-yard receptions in the last three seasons include a 61-yard touchdown against Dallas on Sept. 14, 2014 and a 68-yard reception at Philadelphia on Nov. 23, 2014.

Tight ends with the most 50-yard receptions from 2013–2015:

Tight End	Team(s)	Receptions of 50 Yards or More
1. Delanie Walker	Tennessee	4
2. Rob Gronkowski	New England	3
Vernon Davis	San Francisco/Denver	3
Jordan Cameron	Cleveland/Miami	3
5. Jimmy Graham	New Orleans/Seattle	2
Coby Fleener	Indianapolis Colts	2



SINGLE-GAME RECEIVING YARDS BY TEs

At Philadelphia on Nov. 23, 2014, **Delanie Walker** caught five passes for 155 yards. His yardage total set a new single-game career high, and the total also qualified as the second-highest in franchise history by a tight end. The only tight end with more receiving yards in a game for the franchise was **Jared Cook**, who had 169 yards against Jacksonville on Dec. 24, 2011.

Earlier in the 2014 season, Walker posted 142 receiving yards against the Dallas Cowboys (Sept. 14), a total that ranks fourth in team annals.

Most receiving yards in a game by a tight end, franchise history:

Player	Date	Opp	Rec	Yds	Avg	TD
1. Jared Cook	12/24/11	Jax	8	169	21.1	1
2. Delanie Walker	11/23/14	Phi	5	155	31.0	0
3. Dave Casper	11/30/80	Cle	7	150	21.4	1
4. Delanie Walker	09/14/14	Dal	10	142	14.2	1
5. Dave Casper	12/20/81	Pit	6	139	23.2	3
6. Willard Dewveall	11/25/62	SD	3	139	46.3	2
7. Willard Dewveall	12/22/63	Oak	7	137	19.6	2
8. Alvin Reed	10/27/68	Buf	4	132	33.0	2
9. Alvin Reed	09/29/68	Oak	8	122	15.3	0
10. Dave Casper	12/21/80	Min	7	120	17.1	1

RECEIVING YARDS BY TIGHT ENDS IN 2014

Titans tight end **Delanie Walker** ranked fourth among all NFL tight ends in 2014 in receiving yards. His receiving average (14.1) was the second-highest among all qualifying tight ends, trailing only **Coby Fleener** (15.2).

Most receiving yards among NFL tight ends in 2014:

Player	Team	Rec	Yards	Avg	Lg	TD
1. Rob Gronkowski	NE	82	1,124	13.7	46t	12
2. Greg Olsen	Car	84	1,008	12.0	38	6
3. Martellus Bennett	Chi	90	916	10.2	37	6
4. Delanie Walker	Ten	63	890	14.1	68	4
5. Jimmy Graham	NO	85	889	10.5	29	10
6. Travis Kelce	KC	67	862	12.9	34	5
7. Antonio Gates	SD	69	821	11.9	34	12
8. Coby Fleener	Ind	51	774	15.2	73t	8
9. Heath Miller	Pit	66	761	11.5	49	3
10. Jason Witten	Dal	64	703	11.0	34	5

RECEPTIONS BY TIGHT ENDS IN 2013

Titans tight end **Delanie Walker** ranked fifth in the AFC and 10th in the NFL among tight ends with 60 receptions in 2013.

Most receptions by NFL tight ends in 2013:

Tight End	Team	Receptions
1. Jimmy Graham	New Orleans	86
2. Tony Gonzalez	Atlanta	83
3. Jordan Cameron	Cleveland	80
4. Antonio Gates	San Diego	77
5. Greg Olsen	Carolina	73
Jason Witten	Dallas	73
7. Charles Clay	Miami	69
8. Martellus Bennett	Chicago	65
Julius Thomas	Denver	65
10. Delanie Walker	Tennessee	60



WALKER'S CAREER 100-YARD RECEIVING GAMES

Delanie Walker's career 100-yard games:

Date	Opp	No.	Yds.	Avg.	Lg	TD
11/23/14	at Philadelphia	5	155	31.0	68	0
9/14/14	Dallas	10	142	14.2	61t	1
11/19/15	at Jacksonville	8	109	13.6	29	0

MORE TITANS TIGHT ENDS

89 - TE PHILLIP SUPERNAW

➤ **Phillip Supernaw** (6-5, 248), was signed by the Titans as a free agent on June 2, 2015.

➤ Supernaw was originally signed as a rookie free agent by the Houston Texans following the 2012 NFL Draft. He spent parts of his first two seasons with the Texans before splitting time with the Baltimore Ravens and Kansas City Chiefs during the 2014 campaign. He totaled three receptions for 30 yards in 2014.

➤ Born in Nashville and raised in Katy, Texas, his father is country music singer Doug Supernaw.

➤ Supernaw was a four-year starter at Ouachita Baptist and saw action in 40 career games with 36 starts. He tallied 64 career receptions for 710 yards and 10 touchdowns for the Tigers.

2015 Highlights:

➤ In his first season with the Titans, he played in 16 games for the first time in his career. In addition to three receptions for 32 yards, he also became one of the team's core special teams performers. He ranked second on the squad with 14 special teams tackles.

➤ During the 2015 preseason, he won a roster spot after totaling nine receptions for 96 yards and a touchdown.

➤ **At Jacksonville (11/19)**, caught two passes for 16 yards.

➤ **At New York Jets (12/13)**, posted a 16-yard reception.

➤ **At New England (12/20)**, created a turnover on special teams when he knocked the ball out of the hands of punt returner Danny Amendola, and Cody Riggs was there to recover the fumble. It was Supernaw's first career forced fumble.



TITANS WIDE RECEIVERS

No.	Name	Ht	Wt	Exp	College
83	Douglas, Harry	6-0	183	8	Louisville
17	Green-Beckham, Dorial	6-5	237	R	Oklahoma
15	Hunter, Justin (IR)	6-4	203	3	Tennessee
14	Johnson, Damaris	5-8	175	4	Tulsa
16	McBride, Tre	6-0	210	R	William & Mary
86	Turzilli, Andrew	6-4	195	R	Rutgers
13	Wright, Kendall	5-10	191	4	Baylor

#83 • WR HARRY DOUGLAS

[CLICK FOR COMPLETE BIO \(PDF\)](#)

Harry Douglas (6-0, 183) completed his eighth NFL season and his first campaign with the Titans in 2015. The veteran wide receiver was signed as an unrestricted free agent on March 12, 2015.

Douglas appeared in 14 games with 12 starts in his first season in Tennessee. He tied for second on the team with 36 receptions and ranked third on the squad with 411 receiving yards. He posted two touchdown receptions for the third consecutive year.

Douglas spent the first seven seasons (2008–2014) of his career as a member of the Atlanta Falcons after being selected in the third round of the 2008 NFL Draft. During his time in Atlanta, he amassed 258 receptions for 3,130 yards with eight touchdowns as a key member of a passing attack that also featured wide receivers **Julio Jones** and **Roddy White**.

In 2014, Douglas appeared in 12 games (six starts) and notched 51 catches for 556 yards and a pair of touchdowns.

Douglas enjoyed his greatest statistical success in 2013 while starting in place of an injured Jones. In 16 games, he posted career highs with 85 receptions for 1,067 yards and two touchdowns.

A native of Jonesboro, Ga., Douglas graduated from the University of Louisville. At the time of his departure, he ranked second in team annals with 2,924 receiving yards, while his 173 receptions ranked fifth on the school's all-time record list.

2015 Highlights:

- In four preseason games, totaled 105 yards on four catches, including a 59-yard touchdown.
- **At Tampa Bay (9/13)**, notched a four-yard touchdown reception on a pass from Marcus Mariota in the second quarter. It was his ninth career touchdown reception and his first with the Titans after signing with the club as an unrestricted free agent during the offseason.
- **At Cleveland (9/20)**, posted one reception for nine yards.
- **Against Indianapolis (9/27)**, caught three passes for 20 yards.
- **Against Buffalo (10/11)**, totaled a pair of receptions for 17 yards.
- **Against Atlanta (10/25)** and **at Houston (11/1)**, he was inactive with a rib injury.
- **At New Orleans (11/8)**, returned to action after missing two games with a rib injury and totaled five receptions for 73 yards. In the second quarter, he recorded a 30-yard catch, marking his longest reception as a member of the Titans and his longest since a 41-yard catch for the Atlanta Falcons on Dec. 14, 2014 against Pittsburgh.
- **Against Carolina (11/15)**, recorded three catches for 26 yards.
- **At Jacksonville (11/19)**, caught two passes for 16 yards and added two punt returns for nine yards. He also forced a pair of pass interference penalties on back-to-back plays in the third quarter to help set up a touchdown.
- **Against Oakland (11/29)**, in his 100th career NFL game, caught a 13-yard touchdown pass in the third quarter, giving him two touchdown receptions in 2015 to match his career high (2013 and 2014). He also drew a key pass interference penalty on the same drive as his touchdown catch.
- **Against Jacksonville (12/6)**, posted one reception for eight yards.
- **At New York Jets (12/13)**, in the fourth quarter, turned a quick pass into a 51-yard gain. The reception was his longest of the season through 13 games and the fourth-longest of his eight-year career. He finished the



contest with 65 yards on three total receptions.

➤ **At New England (12/20)**, posted two receptions for 15 yards and returned a punt 18 yards. It was his longest punt return since 2008.

➤ **Against Houston (12/27)**, posted six receptions for a team-high 79 yards, including an athletic 31-yard grab along the sideline that was initially ruled incomplete but changed to a catch upon a replay challenge. His reception and yardage totals set season highs through 15 games.

➤ **At Indianapolis (1/3)**, recorded two catches for 19 yards.

Douglas' Career Regular Season Statistics:

Year	Team	GP	GS	Rec	Yds	Avg	Lg	TD
2008	Atl	16	0	23	320	13.9	69	1
2009	Atl	0	0	Injured Reserve				
2010	Atl	16	4	22	294	13.4	46	1
2011	Atl	16	4	39	498	12.8	49	1
2012	Atl	15	1	38	395	10.4	37	1
2013	Atl	16	11	85	1,067	12.6	80t	2
2014	Atl	12	6	51	556	10.9	41	2
2015	Ten	14	12	36	411	11.4	51	2
Totals		105	38	294	3,541	12.0	80t	10

#17 • WR DORIAL GREEN-BECKHAM

[CLICK FOR COMPLETE BIO \(PDF\)](#)

Wide receiver **Dorial Green-Beckham** (6-5, 237) completed his rookie season after being selected with the 40th overall pick in the second round of the 2015 NFL Draft.

As a rookie, Green-Beckham played in all 16 games, including five starts. He finished the season with 32 receptions for 549 yards and a team-best average of 17.2 yards per reception, which also ranked sixth in the NFL (first among rookies). In the "Titans era" (1999-present), Green-Beckham's 17.2-yard average ranked fourth among all players, trailing **Justin Gage's** 2008 season (19.1-yard average), **Kenny Britt's** 2010 season (18.5) and **Justin McCareins'** 2003 campaign (17.3). Green-Beckham also caught four touchdown passes as a rookie, which tied **Tyrone Calico** (2003) and **Justin Hunter** (2013) for the most by a Titans rookie since the 1999 season.

Among members of the 2015 draft class, Green-Beckham ranked fifth in total receiving yards. He had more receptions, yards and touchdowns than six of the seven wide receivers selected in front of him in the draft, with the lone exception being the fourth overall pick, Oakland's **Amari Cooper** (72 receptions for 1,070 yards).

Green-Beckham spent his first two collegiate seasons at Missouri before transferring to Oklahoma and sitting out the 2014 campaign per NCAA transfer rules.

At Missouri, he amassed two-year totals of 87 receptions, 1,278 receiving yards and 17 touchdown catches. As a sophomore, he registered 59 catches for 883 yards and 12 touchdowns and was named second-team All-SEC by the Associated Press.

Green-Beckham is a native of Springfield, Mo.



2015 Highlights:

- In three preseason games, he caught seven passes for 93 yards (long of 32).
- **At Tampa Bay (9/13)**, he made his NFL debut but did not record a reception.
- **At Cleveland (9/20)**, posted the first reception of his career, a 13-yard touchdown catch in the fourth quarter on fourth-and-six. He became the first Titans player to record a touchdown on his first career reception since Justin Hunter in 2013.
- **Against Indianapolis (9/27)**, totaled two receptions for 22 yards and a touchdown. On his second career reception, he scored his second career touchdown on a three-yard touchdown pass from Marcus Mariota. The previous six players to score touchdowns on their first two NFL receptions were Ryan Denney (2009), Todd Herremans (2010), Torrey Smith (2011), the Titans' Justin Hunter (2013), Allen Hurns (2014) and J.J. Watt (2014).
- **Against Miami (10/18)**, finished the game with three receptions for 57 yards, including a season-long 32-yard catch in the third quarter.
- **Against Atlanta (10/25)**, registered the first start of his career but did not catch a pass.
- **At Houston (11/1)**, caught one pass for 12 yards.
- **At New Orleans (11/8)**, caught five passes for 77 yards, setting career highs in both categories. His day included two receptions for first downs (14 and nine yards) during the game-winning drive in overtime.
- **At Jacksonville (11/19)**, totaled 40 yards on three receptions.
- **Against Oakland (11/29)**, scored his first career two-point conversion on a pass from Marcus Mariota in the third quarter. He added a 22-yard catch.
- **Against Jacksonville (12/6)**, led the Titans with 119 receiving yards on five receptions. He went over the 100-yard mark on a 47-yard touchdown reception in the fourth quarter, which also marked his longest reception of the season. His 119 receiving yards accounted for the 15th highest total by a Titans/Oilers rookie receiver in a regular season game and the most by a Titans rookie since Kenny Britt's 128 receiving yards against the Arizona Cardinals on Nov. 29, 2009.
- **At New York Jets (12/13)**, caught three passes for 53 yards, including a long reception of 27 yards.
- **At New England (12/20)**, for the second time in his rookie season, he went over the 100-yard receiving mark, leading the Titans with six receptions and 113 receiving yards. He became the third NFL rookie in 2015 to record multiple 100-yard receiving games, joining Oakland's Amari Cooper and Minnesota's Stefon Diggs. Green-Beckham, Kenny Britt (2009) and Justin Hunter (2013) are the only three rookies in the "Titans era" (1999–present) with multiple 100-yard receiving games.
- **At Indianapolis (1/3)**, scored his fourth career touchdown on a five-yard pass from Alex Tanney in the fourth quarter. He caught two passes for 21 yards against the Colts.

Green-Beckham's 2015/Career Statistics:

Year	GP	GS	Rec	Yds	Avg	Lg	TD
2015	16	5	32	549	17.2	47t	4

Green-Beckham's College Statistics:

Year	Team	GP	GS	Rec	Yds	Avg	Lg	TD
2012	Missouri	11	1	28	395	14.1	80t	5
2013	Missouri	14	14	59	883	15.0	68t	12
2014	Oklahoma	0	0	Redshirt Season				
Totals		25	15	87	1,278	14.7	80t	17



2015 ROOKIE RECEIVER CLASS

Titans rookie wide receiver **Dorial Green-Beckham** played in all 16 contests in 2015 with five starts. His totals included 32 receptions for 549 yards and four touchdowns.

Green-Beckham was the 40th overall pick and the eighth wide receiver selected in the 2015 NFL Draft. He had more receptions, yards and touchdowns than six of the seven wide receivers selected in front of him, with the lone exception being the fourth overall pick, Oakland's **Amari Cooper** (72 receptions for 1,070 yards).

The 2015 wide receiver draft class in order of overall selection:

Player	Team	Round	Overall	Rec	Yds	Avg	TD
Amari Cooper	Oak	1	4	72	1,070	14.9	6
Kevin White	Chi	1	7	Injured Reserve			
DeVante Parker	Mia	1	14	26	494	19.0	3
Nelson Agholor	Phi	1	20	23	283	12.3	1
Breshad Perriman	Bal	1	26	Injured Reserve			
Phillip Dorsett	Ind	1	29	18	225	12.5	1
Devin Smith	NYJ	2	37	9	115	12.8	1
Dorial Green-Beckham	Ten	2	40	32	549	17.2	4
Devin Funchess	Car	2	41	31	473	15.3	5
Tyler Lockett	Sea	3	69	51	664	13.0	6
Jaelen Strong	Hou	3	70	14	161	11.5	3
Chris Conley	KC	3	76	17	199	11.7	1
Sammie Coates	Pit	3	87	1	11	11.0	0
Ty Montgomery	GB	3	94	15	136	9.1	2
Jamison Crowder	Was	4	105	59	604	10.2	2
Justin Hardy	Atl	4	107	21	194	9.2	0
Vince Mayle	Cle	4	123	0	0	-	0
DeAndre Smelter	SF	4	132	Injured Reserve			
Rashad Greene	Jax	5	139	19	93	4.9	2
Stefon Diggs	Min	5	146	52	720	13.9	4
J.J. Nelson	Ari	5	159	11	299	27.2	2
Kenny Bell	TB	5	162	0	0	-	0
Keith Mumphery	Hou	5	175	14	129	9.2	0
Kaelin Clay	TB	6	184	0	0	-	0
Jeremy Davis	NYG	6	186	2	21	10.5	0
Evan Spencer	Was	6	187	0	0	-	0
Bud Sasser	StL	6	201	0	0	-	0
Darren Waller	Bal	6	204	2	18	9.0	0
Neal Sterling	Jax	7	220	0	0	-	0
Andre Debose	Oak	7	221	Injured Reserve			
Da'Ron Brown	KC	7	233	0	0	-	0
Dezmin Lewis	Buf	7	234	0	0	-	0
Mario Alford	Cin	7	238	1	15	15.0	0
Tre McBride	Ten	7	245	2	8	4.0	1

Top Undrafted Rookie WRs:

Adam Humphries	TB	FA	-	27	260	9.6	1
Darius Jennings	Cle	FA	-	14	117	8.4	0
Bradley Marquez	StL	FA	-	13	88	6.8	0

2015 ROOKIE RECEIVING YARDS LEADERS

Titans rookie wide receiver **Dorial Green-Beckham** ranked fifth among NFL rookies in 2015 with 549 receiving yards.

Most receiving yards in 2015 among NFL rookies:

		Draft Rnd-					
Player (Pos)		Team	Overall	Rec	Yards	Avg	TD
1.	Amari Cooper (WR)	Oak	1-4	72	1,070	14.9	6
2.	Stefon Diggs (WR)	Min	5-146	52	720	13.9	4
3.	Tyler Lockett (WR)	Sea	3-69	51	664	13.0	6
4.	Jamison Crowder (WR)	Was	4-105	59	604	10.2	2
5.	Dorial Green-Beckham (WR)	Ten	2-40	32	549	17.2	4
6.	Duke Johnson (RB)	Cle	3-77	61	534	8.8	2
7.	DeVante Parker (WR)	Mia	1-14	26	494	19.0	3
8.	Devin Funchess (WR)	Car	2-41	31	473	15.3	5
9.	Will Tye (TE)	NYG	Undr.	42	464	11.1	3
10.	David Johnson (RB)	Ari	3-86	36	457	12.7	4

ROOKIES IN SECOND HALF OF 2015 SEASON

Dorial Green-Beckham was particularly effective during the second half of the season. From his 77-yard performance at New Orleans in Week 9 through the end of the season, only Oakland's **Amari Cooper** fared better within the rookie class in total receiving yards.

Most receiving yards by a rookie in 2015 from Week 9–Week 17:

Rookie	Team	Rec Yards
1. Amari Cooper	Oak	505
2. Dorial Green-Beckham	Ten	445
3. DeVante Parker	Mia	445
4. Tyler Lockett	Sea	411
5. Will Tye	NYG	387
6. Devin Funchess	Car	383
7. Jamison Crowder	Was	312
8. Stefon Diggs	Min	301
9. Javorius Allen	Bal	299
10. David Johnson	Ari	249

RECEIVING AVERAGE IN 2015

Dorial Green-Beckham averaged 17.2 yards per reception in 2015. Among all NFL players, his average ranked sixth behind only **Torrey Smith** (20.1), **Kenny Britt** (18.9), **James Jones** (17.8), **Allen Robinson** (17.5) and **Sammy Watkins** (17.5).

In the "Titans era" (1999-present), Green-Beckham's 17.2-yard average ranked fourth among all players, trailing **Justin Gage's** 2008 season (19.1-yard average), **Kenny Britt's** 2010 season (18.5) and **Justin McCareins'** 2003 campaign (17.3).

Highest NFL receiving average in 2015:

Player	Team	Rec	Yards	Average
1. Torrey Smith	SF	33	663	20.1
2. Kenny Britt	StL	36	681	18.9
3. James Jones	GB	50	890	17.8
4. Allen Robinson	Jax	80	1,400	17.5
5. Sammy Watkins	Buf	60	1,047	17.5
6. Dorial Green-Beckham	Ten	32	549	17.2
7. Markus Wheaton	Pit	44	749	17.0
8. Ted Ginn Jr.	Car	44	739	16.8
9. Vincent Jackson	TB	33	543	16.5
10. Rob Gronkowski	NE	72	1,176	16.3

PERCENT OF RECEPTIONS FOR FIRST DOWNS

Dorial Green-Beckham caught 32 passes during his rookie season, and 30 of those went for first downs. His 93.8 percent rate of first downs on receptions ranked first in the NFL (minimum 32 receptions).

Highest percentage of receptions for first downs in 2015:

Player	Team	Rec	1st Down	Pct
1. Dorial Green-Beckham	Ten	32	30	93.8
2. Mike Evans	TB	74	63	85.1
3. Vincent Jackson	TB	33	28	84.8
4. Ted Ginn Jr.	Car	44	36	81.8
5. Kenny Britt	StL	36	29	80.6
6. Alshon Jeffery	Chi	54	43	79.6
7. James Jones	GB	50	39	78.0
8. Michael Floyd	Ari	52	40	76.9
9. Allen Robinson	Jax	80	61	76.3
10. Andre Johnson	Ind	41	31	75.6

From 1991 through 2015, only four NFL players had a better percentage in a season of receptions for first downs than Green-Beckham.

Highest percentage of receptions for first downs, 1991–2015:

Player	Season	Team	Rec	1st Down	Pct
1. Henry Ellard	1994	Was	74	71	95.9
2. Malcom Floyd	2011	SD	43	41	95.3
3. Henry Ellard	1996	Was	52	49	94.2
4. James Jett	1993	LAA	33	31	93.9
5. Dorial Green-Beckham	2015	Ten	32	30	93.8

#15 • WR JUSTIN HUNTER

[CLICK FOR COMPLETE BIO \(PDF\)](#)



Wide receiver **Justin Hunter** (6-4, 203) completed his third NFL season in 2015. He was the 34th overall pick in the 2013 NFL Draft after the Titans traded up in the second round to select the former University of Tennessee standout.

Hunter's 2015 campaign came to a premature end when he was placed on injured reserve on Nov. 17 with an ankle injury. Prior to the injury, he recorded 22 receptions for 264 yards and a touchdown.

Hunter totaled 46 receptions for 852 yards during his first two NFL campaigns. His 18.5-yard receiving average led all NFL players with at least 40 receptions during that time period.

Hunter's 2014 season was cut short because of injury. After recording 28 catches for 498 yards and three touchdowns in 12 games, he suffered a spleen injury on Nov. 30 at Houston and was subsequently placed on injured reserve on Dec. 2. At the time of his injury, he ranked third in the NFL in receiving average (17.8 yards).

As a rookie, Hunter played in 14 games. He totaled 18 receptions for 354 yards and four touchdowns. His four touchdown receptions tied (**Kendall Wright** in 2012, **Tyrone Calico** in 2003) for the most by a franchise rookie since **Chris Sanders'** nine in 1995.

The Titans were drawn to Hunter's production on the field and his rare physical traits. He averaged 17.1 yards per reception and scored 18 touchdowns during his three seasons with the Volunteers. His speed (4.40-second 40-yard dash), leaping ability (39½-inch vertical jump, 10-foot-7-inch broad jump) and receiving radius (6-feet 4-inches tall, 78-inch wingspan) provide quarterbacks an inviting target that is difficult for defenders to cover.

Hunter's college statistics included 106 receptions for 1,812 yards in 28 games (17 starts). His receiving yardage total ranked 11th on the school's career list, and his eight 100-yard receiving performances tied Tim McGee and Peerless Price for third all-time by a Volunteer and were topped only by Joey Kent (15) and Marcus Nash (11). His 18 touchdown catches ranked fifth on the school's career charts.

As a junior in 2012, the Virginia Beach, Va., native returned from an ACL injury he suffered the previous season and led the Volunteers with 73 receptions for 1,083 yards and nine touchdowns.

2015 Highlights:

- In four preseason games, recorded three catches for 24 yards.
- **At Tampa Bay (9/13)**, caught one pass for 11 yards.
- **At Cleveland (9/20)**, posted a pair of catches for 34 yards, including a 20-yard reception in the fourth quarter.
- **Against Indianapolis (9/27)**, recorded a 29-yard reception.
- **Against Buffalo (10/11)**, tied for the team high with four receptions for 38 yards.
- **Against Miami (10/18)**, recorded 54 yards on three receptions to go over the 1,000-yard receiving mark for his career (1,018).
- **Against Atlanta (10/25)**, totaled 17 yards on two receptions.
- **At Houston (11/1)**, caught two passes for 17 yards.
- **At New Orleans (11/8)**, totaled 17 yards on three receptions and scored his first touchdown of the season and his eighth career touchdown on an eight-yard reception in the fourth quarter.
- **Against Carolina (11/15)**, tied for the team lead with four receptions for 47 yards. Late in the fourth quarter, he suffered a season-ending ankle injury.
- He was placed on injured reserve (ankle) on Nov. 17.

Hunter's Career Regular Season Statistics:

Year	GP	GS	Rec	Yds	Avg	Lg	TD
2013	14	0	18	354	19.7	57	4
2014	12	8	28	498	17.8	75t	3
2015	9	5	22	264	12.0	29	1
Totals	35	13	68	1,116	16.4	75t	8

RECEIVING AVERAGE LEADERS, 2013–2015

Since entering the NFL in 2013, **Justin Hunter** ranks near the top of the NFL with an average of 16.4 yards per reception.

Highest receiving average, 2013–2015 (minimum 40 receptions):

Player	Receptions	Yards	Average
1. DeSean Jackson	168	3,029	18.0
2. Malcom Floyd	88	1,566	17.8
3. Josh Gordon	111	1,949	17.6
4. Torrey Smith	147	2,558	17.4
5. Martavis Bryant	76	1,314	17.3
6. Michael Floyd	164	2,731	16.7
7. Chris Givens	65	1,081	16.6
8. Terrance Williams	133	2,197	16.5
9. Kenny Stills	122	2,012	16.5
10. Justin Hunter	68	1,116	16.4

#13 • WR KENDALL WRIGHT

[CLICK FOR COMPLETE BIO \(PDF\)](#)



Wide receiver **Kendall Wright** (5-10, 191) completed his fourth NFL season in 2015. He was selected by the Titans with the 20th overall pick in the first round of the 2012 NFL Draft.

For his first four seasons, Wright's reception total set a new benchmark for the franchise. His 251 receptions from 2012–2015 are more than any other player in his first four seasons with the team, topping the previous record holder, **Drew Hill**, who had 250 catches from 1985–1987.

Injuries limited Wright to 10 games and nine starts in 2015. He was inactive for six out of the last nine contests, dealing with knee and rib injuries. His statistics for the season included 36 receptions for 408 yards and three touchdowns.

Wright's 57 receptions and 715 receiving yards ranked second on the team in 2014, and his six touchdown catches led the squad and set a new career high.

In 2013, Wright had 94 catches and 1,079 receiving yards and scored a pair of touchdowns. He ranked fifth in the AFC and seventh in the NFL in receptions, and he became the first player in franchise history to lead the team in receptions in each of his first two NFL campaigns.

His 2013 reception total also ranked fifth in franchise history for a single season, behind only **Charlie Hennigan's** 101 receptions in 1964, **Haywood Jeffires'** 100 receptions in 1991, **Derrick Mason's** 96 receptions in 2004 and Mason's 95 catches in 2003. Wright's 1,079 receiving yards were the most by a Titans player since 2004, when **Drew Bennett** (1,247) and Mason (1,168) each finished with more than 1,100.

In his first NFL season, he saw action in 15 games (five starts) and made a significant impact. His 64 receptions led the Titans and tied Jacksonville receiver **Justin Blackmon's** total for the high among NFL rookies. Wright's 626 receiving yards ranked second on the team and fifth among all rookies, and his four receiving touchdowns tied for first on the team. He posted at least one reception in every game he played and recorded two or more receptions 13 times.

Wright became the first Titans/Oilers rookie to lead the team in receptions since **Bill Groman** during the franchise's inaugural season of 1960. Only Groman, who posted 72 receptions in his first pro season, has recorded more receptions as a rookie in club annals.

Wright concluded his career at Baylor University as the most decorated and accomplished receiver in school history. He owns virtually every significant receiving record for the program, totaling 302 receptions for 4,004 yards and 30 touchdowns. He never missed a game in his four years with the Bears and recorded at least one reception in every contest.

As a senior in 2011, Wright set Baylor single-season records in receptions (108), receiving yards (1,663), receiving touchdowns (14), 100-yard games (nine), all-purpose yards (1,772) and consecutive games with a reception (tied own record with 13). He landed on numerous All-American lists and was a Biletnikoff Award semi-finalist. Additionally, he was the primary target for Robert Griffin III, who won the Heisman Trophy.

Wright is a native of Mount Pleasant, Texas.

2015 Highlights:

- In four preseason starts, totaled 84 yards on six receptions (long of 30).
- **At Tampa Bay (9/13)**, led the Titans with 101 yards on four receptions, including the longest catch of his career. His 52-yard touchdown reception on a pass from Marcus Mariota in the first quarter topped his previous long reception of 48 yards (Nov. 30, 2014 against Houston). On a 17-yard reception in the third quarter, he went over the 100-yard receiving mark for the fourth time in his four-year career. On a 22-yard reception in the second quarter, he went over 2,500 receiving yards for his career. He became the 16th player in franchise history to reach the mark.
- **At Cleveland (9/20)**, caught two passes for 17 yards.
- **Against Indianapolis (9/27)**, led the team with 95 receiving yards on seven catches (tied for team lead). Late in the second quarter, he scored on a seven-yard pass from Marcus Mariota.
- **Against Buffalo (10/11)**, posted three catches for 29 yards.
- **Against Miami (10/18)**, appeared in his 50th career game and posted four receptions for 34 yards. His 235 receptions in his first 50 games with the team were more than any other player in franchise history, topping previous record holder Charlie Hennigan's 228 catches in his first 50 games with the Oilers from 1960–1963.
- **Against Atlanta (10/25)**, notched his third touchdown reception of 2015 and the 15th touchdown catch of his four-year career on a 19-yard pass from Zach Mettenberger. Wright totaled four receptions for 46 yards in the game.
- **At Houston (11/1)**, caught four passes for 21 yards and rushed once for seven yards before leaving the game in the third quarter with a knee injury.
- **At New Orleans (11/8)**, **against Carolina (11/15)** and **at Jacksonville (11/19)**, he was inactive with a knee injury.
- **Against Oakland (11/29)**, posted two receptions for 19 yards.
- **Against Jacksonville (12/6)**, recorded three catches for 28 yards. He also provided a key downfield block on Marcus Mariota's 87-yard touchdown run.
- **At New York Jets (12/13)** and **at New England (12/20)**, he was inactive with a rib injury.
- **Against Houston (12/27)**, returned from an injury only to go down with another injury early in the contest. He caught three passes for 18 yards against the before exiting with a knee injury. With his second catch, he reached 250 career receptions, and on his third reception, he tied Bo Scaife (251) for 13th place on the team's all-time receptions list. He also passed Alvin Reed (2,818 yards) for 15th place on the team's all-time receiving yards list.
- **At Indianapolis (1/3)**, he was inactive with a knee injury.

Wright's Career Regular Season Statistics:

Year	GP	GS	Rec	Yds	Avg	Lg	TD
2012	15	5	64	626	9.8	38	4
2013	16	12	94	1,079	11.5	45	2
2014	14	11	57	715	12.5	48	6
2015	10	9	36	408	11.3	52t	3
Totals	55	37	251	2,828	11.3	52t	15



RECEPTIONS IN FIRST FOUR SEASONS

Kendall Wright's total of 251 receptions from 2012–2015 ranks first in franchise history for a player's first four seasons with the team. Wright beat the previous record of 250 receptions in **Drew Hill's** first four years with the Oilers from 1985–1987.

Most receptions in a player's first four seasons with the Titans/Oilers:

Player	Seasons	Receptions
1. Kendall Wright	2012–2015	251
2. Drew Hill	1985–1987	250
3. Charlie Hennigan	1960–1963	241
4. Ernest Givins	1986–1988	229
5. Frank Wycheck	1995–1998	226

Prior to 2015, Wright posted the highest reception total in franchise history for a player's first three seasons with the team. The next closest total was **Webster Slaughter's** 184 catches from 1992 through 1994.

Most receptions in a player's first three seasons with the Titans/Oilers:

Player	Seasons	Receptions
1. Kendall Wright	2012–2014	215
2. Webster Slaughter	1992–1994	184
3. Charlie Hennigan	1960–1962	180
4. Drew Hill	1985–1987	178
5. Ernest Givins	1986–1988	174

FASTEST TO 200 RECEPTIONS

Kendall Wright reached the 200-reception mark for his career against the Pittsburgh Steelers on Nov. 17, 2014, his 41st career game.

In doing so, he broke **Charlie Hennigan's** franchise mark for the fewest games needed to 200 receptions. Hennigan accomplished the feat in his 42nd game in 1962.

Fewest games needed to reach 200 receptions, franchise history:

Receiver	Seasons	Games
1. Kendall Wright	2012–2014	41
2. Charlie Hennigan	1960–1962	42

2013 NFL RECEIVING LEADERS

Kendall Wright ranked fifth in the AFC and seventh in the NFL with 94 receptions in 2013.

NFL receptions leaders in 2013:

Player	Team	Rec	Yds	Avg	Lg	TD
1. Pierre Garcon	Was	113	1,346	11.9	53t	5
2. Antonio Brown	Pit	110	1,499	13.6	56	8
3. Andre Johnson	Hou	109	1,407	12.9	62t	5
4. Julian Edelman	NE	105	1,056	10.1	44	6
5. Brandon Marshall	Chi	100	1,295	13.0	44	12
6. A.J. Green	Cin	98	1,426	14.6	82t	11
7. Kendall Wright	Ten	94	1,079	11.5	45	2
8. Dez Bryant	Dal	93	1,233	13.3	79	13
9. Demaryius Thomas	Den	92	1,430	15.5	78t	14
10. Alshon Jeffery	Chi	89	1,421	16.0	80t	7



RECEPTIONS IN FIRST TWO SEASONS

Kendall Wright totaled 158 receptions from 2012 through 2013, his first two seasons in the NFL. In Titans/Oilers history, no player has ever produced more receptions than Wright in the first two seasons of his career.

Most receptions in a players first two seasons with the Titans/Oilers:

Player	Receptions
1. Kendall Wright	158
2. Charlie Hennigan	126
3. Bill Groman	122
4. Ernest Givins	114

Furthermore, only four players in NFL history—and only three wide receivers—have produced more catches than Wright in their initial two NFL seasons. **Marques Colston** holds the record with 168 receptions from 2006–07, followed by **A.J. Green** (162 from 2011–12), running back **Reggie Bush** (161 from 2006–07) and **Larry Fitzgerald** (161 from 2004–05).

Most receptions through first two NFL seasons, NFL history (through 2013):

Player	Team	Seasons	Rec as Rookie	Rec 2nd Year	Total
1. Marques Colston	NO	2006–07	70	98	168
2. A.J. Green	Cin	2011–12	65	97	162
3. Reggie Bush (RB)	NO	2006–07	88	73	161
4. Larry Fitzgerald	Ari	2004–05	58	103	161
5. Kendall Wright	Ten	2012–13	64	94	158

TEAM'S YOUNGEST 1,000-YARD RECEIVERS

On Dec. 15, 2013, **Kendall Wright** went over the 1,000-yard receiving mark for the season. Wright's first career 1,000-yard campaign is the 24th in the 54-year history of the franchise.

Wright is the second-youngest player in team annals to hit the 1,000-yard receiving mark in a season. His age was 24 years, one month and three days on Dec. 15. The only player to accomplish the feat at a younger age was **Ernest Givins**, who did so at the age of 22 years, three months and 11 days.

Youngest players in franchise history with a 1,000-yard receiving season:

Player	Season	Yards	Age When Reaching 1,000 Yards
1. Ernest Givins	1986	1,062	22 years, 3 months, 11 days
2. Kendall Wright	2013	1,029	24 years, 1 month, 3 days
3. Bill Groman	1960	1,473	24 years, 4 months, 8 days
4. Bill Groman	1961	1,175	25 years, 4 months, 23 days
5. Haywood Jeffires	1990	1,048	26 years, 0 months, 18 days

FRANCHISE SINGLE-SEASON RECEPTIONS

Kendall Wright's 94 receptions in 2013 ranked fifth in franchise history for a single season.

Most receptions in a single season, franchise history (1960–present):

Player	Year	Rec	Yds	Avg	Lg	TD
1. Charlie Hennigan	1964	101	1,546	15.3	53	8
2. Haywood Jeffires	1991	100	1,181	11.8	44	7
3. Derrick Mason	2004	96	1,168	12.2	37t	7
4. Derrick Mason	2003	95	1,303	13.7	50t	8
5. Kendall Wright	2013	94	1,079	11.5	45	2
Delanie Walker	2015	94	1,088	11.6	61t	6
7. Drew Hill	1991	90	1,109	12.3	61t	4
Haywood Jeffires	1992	90	913	10.1	47	9
9. Tim Smith	1983	83	1,176	14.2	47t	6
10. Curtis Duncan	1992	82	954	11.6	72	1
Charlie Hennigan	1961	82	1,746	21.3	80	12

YARDS AFTER CATCH

According to STATS, **Kendall Wright** ranked eighth in the NFL in 2013 with a total of 596 yards after the catch. It also was the second-highest total by a Titans or Oilers player since 1992.

Most yards after catch by Titans/Oilers players since 1992:

Player	Year	Rec	Yards	Yards After Catch
1. Lorenzo White	1992	57	641	749
2. Kendall Wright	2013	94	1,079	596
3. Chris Johnson	2009	50	503	570
4. Eddie George	1999	47	458	485
5. Frank Wycheck	1998	70	768	455

THIRD-DOWN RECEIVING IN 2013

Kendall Wright tied for fifth place in the NFL in 2013 with 30 catches on third down.

Most receptions on third down in 2013:

Player	Team	Third-Down Receptions
1. Anquan Boldin	SF	33
2. Antonio Brown	Pit	32
Pierre Garcon	Was	32
4. Andre Johnson	Hou	31
5. Kendall Wright	Ten	30
Julian Edelman	NE	30
7. Jordy Nelson	GB	29
8. Vincent Jackson	TB	28
9. Keenan Allen	SD	27
10. Josh Gordon	Cle	26

2012 ROOKIE RECEIVING LEADERS

Kendall Wright, the 20th overall selection in the 2012 NFL Draft, tied for first among NFL rookies with 64 receptions and ranked fifth among rookies with 626 receiving yards.

Most receptions in 2012 among all rookies:

Player, Team	Rec	Yds	Avg	Lg	TD
1. Justin Blackmon, Jax.	64	865	13.5	81t	5
Kendall Wright, Ten.	64	626	9.8	38	4
3. Trent Richardson, Cle. (RB)	51	367	7.2	27	1
4. T.Y. Hilton, Ind	50	861	17.2	70t	7
Josh Gordon, Cle.	50	805	16.1	71t	5
6. Doug Martin, T.B. (RB)	49	472	9.6	64t	1
7. Malcom Floyd, Ari.	45	562	12.5	53	2
Dwayne Allen, Ind. (TE)	45	521	11.6	40	3

Most receiving yards in 2012 among all rookies:

Player, Team	Yards	Rec	Avg	Lg	TD
1. Justin Blackmon, Jax.	865	64	13.5	81t	5
2. T.Y. Hilton, Ind	861	50	17.2	70t	7
3. Josh Gordon, Cle.	805	50	16.1	71t	5
4. Chris Givens, StL.	698	42	16.6	65	3
5. Kendall Wright, Ten.	626	64	9.8	38	4
6. Rod Streater, Oak.	584	39	15.0	64t	3
7. Malcom Floyd, Ari.	562	45	12.5	53	2
8. Dwayne Allen, Ind. (TE)	521	45	11.6	40	3



WRIGHT'S CAREER 100-YARD RECEIVING GAMES

Kendall Wright's career 100-yard games:

Date	Opp	No.	Yds.	Avg.	Lg	TD
12/15/13	Arizona	12	150	12.5	26	0
11/30/14	at Houston	7	132	18.9	36t	1
11/24/13	at Oakland	6	103	17.2	31	1
09/13/15	at Tampa Bay	4	101	25.3	52t	1

FRANCHISE ROOKIE RECEIVING LEADERS

Kendall Wright finished his rookie season with 64 receptions. In franchise history, only **Bill Groman** (72 in 1960) has had more receptions as a rookie.

Most receptions by a rookie in franchise history:

Player (Pos)	Year	Receptions
1. Bill Groman (WR)	1960	72
2. Kendall Wright (WR)	2012	64
3. Ernest Givins (WR)	1986	61
4. Sid Blanks (RB)	1964	56
5. Charlie Hennigan (WR)	1960	44
6. Chris Johnson (RB)	2008	43
7. Kenny Britt (WR)	2009	42
Jerry LeVias (WR)	1969	42

MORE TITANS WIDE RECEIVERS

14 - WR DAMARIS JOHNSON

➤ **Damaris Johnson** (5-8, 175) was claimed off waivers from the New England Patriots on Dec. 17, 2015. He was inactive for all three games with the Titans in 2015.

➤ After entering the NFL as a rookie free agent with the Philadelphia Eagles in 2012, he spent two seasons with the Eagles and one season with the Houston Texans (2014).

➤ In three previous NFL seasons, Johnson appeared in 44 total games with nine starts. He posted 52 receptions for 601 yards and a touchdown, 49 punt returns for 448 yards and a touchdown and 23 kickoff returns for 577 yards.

➤ In 2014, he played in all 16 games with the Texans and recorded a career-high eight starts. He caught 31 passes for 331 yards and a touchdown, averaged 6.0 yards on nine punt returns and averaged 22.7 yards on six

kickoff returns.

➤ The Norco, La., native was a three-year starter at Tulsa, where he produced 2,746 receiving yards and 1,062 rushing yards. He finished his career as the NCAA's all-time leader in all-purpose yardage (7,796) and kickoff return yardage (3,417).

16 - WR TRE McBRIDE

➤ **Tre McBride** (6-0, 210) was selected by the Titans in the seventh round (245th overall) of the 2015 NFL Draft.

➤ He spent the first nine games of the 2015 season on the Titans practice squad before being promoted to the 53-man roster on Nov. 17.

➤ At William and Mary, McBride was a three-time All-CAA selection at wide receiver. He was also the CAA Special Teams Player of the Year and earned all-conference accolades as a kick returner.

➤ After 45 career games (33 starts), he finished his career ranked second in team history in career receptions (196), fifth in receiving yards (2,653), fifth in all-purpose yards (4,281), tied for sixth in touchdown catches (19), fifth in kickoff return yards (1,294) and third in 100-yard receiving games (eight).

➤ As a senior (2014), he was selected to the All-CAA First Team as a wide receiver for the second consecutive season. He ranked second in the CAA in all-purpose yards per game (131.2), fourth in receptions per game (5.8), fourth in receiving yards per game (73.5) and sixth in kick return average (20.7). He finished the season with 64 catches for 809 yards with four touchdowns.

➤ He is a native of McDonough, Ga.

2015 Highlights:

➤ He appeared in seven games as a rookie and recorded two receptions for eight yards and one touchdown. He added five tackles and a forced fumble on special teams.

➤ **At Jacksonville (11/19)**, made his NFL debut on special teams.

➤ **Against Oakland (11/29)**, returned his first career kickoff 31 yards. Also, in the third quarter, he forced a Jeremy Ross fumble on a kickoff return, and Daimion Stafford recovered the fumble for the Titans.

➤ **Against Jacksonville (12/6)**, totaled 80 yards on four kickoff returns.

➤ **Against Houston (12/27)**, recorded his first NFL reception on a seven-yard pass from Zach Mettenberger in the fourth quarter. Later, on fourth-and-goal from the one-yard line, he scored his first NFL touchdown on a pass from Mettenberger.

86 - WR ANDREW TURZILLI

➤ **Andrew Turzilli** (6-4, 195) was signed to the 53-man roster off the practice squad of the San Francisco 49ers on Nov. 17, 2015.

➤ He was originally signed by the Titans as a rookie free agent on May 11, 2015. He was injured during training camp and placed on injured reserve at final cuts. He agreed to an injury settlement with the team and joined the 49ers practice squad in October 2015.

➤ He played his final collegiate season at Rutgers in 2014 and notched 10 catches for 347 yards and four touchdowns.

➤ He spent three seasons at Kansas, where he played in 24 games and totaled 27 receptions for 491 yards with two touchdowns.

➤ As a senior at Rutgers (2014), he saw action in 11 games with four starts and finished second on the team with 347 receiving yards, an averaged 34.7 yards per reception. He ranked second on the team with four receiving touchdowns, with two of at least 80 yards.

➤ Turzilli is a native of Butler, N.J.

2015 Highlights:

➤ Turzilli appeared in three games as a rookie in 2015. He caught two passes for 25 yards.

➤ **At New York Jets (12/13)**, made his NFL debut and recorded two catches for 25 yards. He made his first NFL catch in the second quarter for 18 yards and added a seven-yard catch in the third quarter.



OFFENSIVE LINEMEN

TACKLES

No.	Name	Ht	Wt	Exp	College
77	Lewan, Taylor	6-7	309	2	Michigan
79	Meredith, Jamon	6-5	312	7	South Carolina
72	Poutasi, Jeremiah	6-5	335	R	Utah

GUARDS

No.	Name	Ht	Wt	Exp	College
76	Bell, Byron	6-5	340	5	New Mexico
60	Spain, Quinton	6-4	330	R	West Virginia
70	Warmack, Chance	6-2	323	3	Alabama

CENTERS

No.	Name	Ht	Wt	Exp	College
69	Gallik, Andy	6-2	306	R	Boston College
78	Looney, Joe	6-3	315	4	Wake Forest
62	Schwenke, Brian (IR)	6-3	318	3	California

#76 • T/G BYRON BELL

[CLICK FOR COMPLETE BIO \(PDF\)](#)



Tackle **Byron Bell** (6-5, 340) completed his fifth NFL season and his first campaign with the Titans in 2015. He was signed as an unrestricted free agent on April 22, 2015.

In his first season in Tennessee, Bell started all 16 games for the first time in his career. He was one of four Titans players to accomplish the feat in 2015. The team took advantage of his versatility, starting him eight times at right tackle, seven times at left guard and once at left tackle.

Bell joined the Titans after spending his first four NFL seasons with the Carolina Panthers, who originally signed him as an undrafted free agent in 2011.

During his Carolina career, he missed only two games—one in 2012 and one in 2014—and totaled 56 starts. He spent most of his time as the starter at right tackle from 2011 through 2013 and then moved to the left side in 2014.

He started at left tackle for 15 games during the 2014 regular season and both contests during the playoffs.

The Greneville, Texas, native attended the University of New Mexico, where he played in 37 career games and notched 36 starts. He started 24 games at left tackle over his final two seasons after making 12 starts at right tackle as a sophomore. As a senior in 2010, he earned honorable mention All-Mountain West Conference honors.

Bell's Career Games Played/Games Started:

Year	Team	GP	GS
2011	Car	16	12
2012	Car	15	15
2013	Car	16	14
2014	Car	15	15
2015	Ten	16	16
NFL Totals		78	72

#77 • T TAYLOR LEWAN

[CLICK FOR COMPLETE BIO \(PDF\)](#)

Tackle **Taylor Lewan** (6-7, 309) completed his second season after being selected by the Titans with the 11th overall pick of the 2014 NFL Draft.

In 2015, Lewan started the first 15 games of the season at left tackle before missing the finale with a concussion.

As a rookie in 2014, Lewan played in 11 games with six starts before suffering an ankle injury. He played as a reserve for the first five games and then started in six consecutive contests before the injury caused him to be inactive the final five weeks. For his efforts, Lewan was named to the Pro Football Writers of America All-Rookie Team.

In four seasons at Michigan, Lewan appeared in 50 games with 48 starts at left tackle. He started the final 41 games of his career and was named the Big Ten Conference Offensive Lineman of the Year in 2012 and 2013.

As a senior in 2013, he started all 13 games at left tackle for the third consecutive season and was named second-team *Associated Press* All-American.

At the 2014 NFL Scouting Combine, he ran the 40-yard dash in 4.87 seconds, beating all other offensive linemen in his class and clocking the fourth-fastest time among offensive linemen in the last five years (2010-14). He also ranked among the top offensive linemen at the 2014 combine in the broad jump (first at nine feet, nine inches), vertical jump (tied for third at 30.5 inches) and three-cone drill (fourth at 7.39 seconds).

A native of Cave Creek, Ariz., Lewan became the first offensive tackle selected by the Titans/Oilers in the first round since tackle Brad Hopkins (13th overall) in 1993.

Lewan's Career Games Played/Games Started:

Year	Team	GP	GS
2014	Ten	11	6
2015	Ten	15	15
NFL Totals		26	21



#73 • T JEREMIAH POUTASI

[CLICK FOR COMPLETE BIO \(PDF\)](#)

Tackle **Jeremiah Poutasi** (6-5, 335) completed his rookie season after being selected by the Titans in the third round (66th overall) of the 2015 NFL Draft.

As a rookie, Poutasi appeared in 11 games, including seven consecutive starts at right tackle to begin the season.

The University of Utah product entered the NFL draft following his junior campaign after seeing action at both tackle spots in college.

A three-year starter, Poutasi (pronounced poo-TAH-see) played in 36 of 37 games in his career with 35 starts for the Utes. He was the line's left tackle during his sophomore and junior seasons after starting at right tackle as a true freshman.

As a junior in 2014, he was named second-team All-Pac-12 while starting all 13 games at left tackle. In 12 regular season games, he played in 846 snaps and allowed only three sacks.

The Las Vegas, Nev., native was named honorable mention Academic All-Pac-12 as a sophomore and honorable mention All-Pac-12 as a freshman.

Poutasi's 2015/Career Games Played/Games Started:

Year	GP	GS
2015	11	7

Poutasi's College Games Played/Games Started:

Year	Team	GP	GS
2012	Utah	11	10
2013	Utah	12	12
2014	Utah	13	13
NFL Totals		36	35



#62 • C BRIAN SCHWENKE

[CLICK FOR COMPLETE BIO \(PDF\)](#)

Center **Brian Schwenke** (6-3, 318) completed his third NFL season in 2015. He was drafted by the Titans in the fourth round (107th overall) of the 2013 NFL Draft.

Schwenke's 2015 season came to a premature end following a leg injury against the Miami Dolphins on Oct. 18. He was placed on injured reserve on Oct. 20 after starting the first five games at center.

Schwenke started the first 11 games of the 2014 campaign until his season was cut short due to injury. After spraining a knee in a game at Philadelphia on Nov. 23, he was placed on injured reserve on Nov. 25.

As a rookie in 2013, Schwenke started nine of the team's final 10 games at center.

In four seasons with the California Golden Bears (2009-12), Schwenke played in 48 of 50 possible games and started games at three different positions—16 starts at left guard, 12 at center and eight at right guard. As a senior, he played center for the first time and was named first-team All-Pac-12 by the league's coaches.

At the 2013 NFL Combine, Schwenke ranked among the event's top offensive linemen in several categories, including the three-cone drill (tied for second place at 7.31 seconds), 40-yard dash (sixth at 4.99 seconds), broad jump (tied for 10th at 108 inches) and bench press (tied for eighth with 31 reps of 225 pounds).

Schwenke is a native of Oceanside, Calif.

Schwenke's Career Games Played/Games Started:

Year	Team	GP	GS
2013	Ten	9	9
2014	Ten	11	11
2015	Ten	5	5
Totals		25	25



#70 • G CHANCE WARMACK

[CLICK FOR COMPLETE BIO \(PDF\)](#)

Right guard **Chance Warmack** (6-2, 323) completed his third NFL season in 2015. He was selected with the 10th overall selection in the 2013 NFL Draft from the University of Alabama.

Warmack started 14 games at right guard in 2015, bringing his three-year total to 46 starts.

Warmack, who started every game in his first two seasons at right guard, became the fourth rookie in the "Titans era" (1999–present) to start all 32 games for the team in his first two NFL seasons, joining **Jevon Kearse** (1999–00), **Tank Williams** (2002–03) and **Michael Roos** (2005–06).

With starts in all 16 games at right guard in 2013, he became the first Titans rookie since Roos in 2005 to start every game as a rookie offensive lineman.

Warmack was the first offensive lineman selected by the Titans/Oilers in the first round since tackle **Brad Hopkins** (13th overall) in 1993 and the first guard selected by the club in the first round since **Bruce Matthews** (ninth overall) in 1983.

During Warmack's four-year career at Alabama, the Crimson Tide won three BCS National Championships, taking the title during his freshman (2009), junior (2011) and senior (2012) seasons. He started the final 40 games of his college career at left guard, including all 14 contests as a senior in 2012. That season, he was a unanimous first-team All-American selection.

Warmack is a native of Atlanta, Ga.

Warmack's Career Games Played/Games Started:

Year	Team	GP	GS
2013	Ten	16	16
2014	Ten	16	16
2015	Ten	14	14
Totals		46	46

WARMACK, KEARSE, WILLIAMS & ROOS

Titans guard **Chance Warmack** started all 32 games during the first two seasons of his career. In doing so, he joined three other former and current Titans in a rare feat.

Since the team became the Titans in 1999, Warmack is the fourth player to start all 32 games from the time they were drafted through their second seasons. The first three were defensive end **Jevon Kearse** (1999–2000), safety **Tank Williams** (2002–2003) and offensive tackle **Michael Roos** (2005–2006).

Players who have started all 32 games in their first two NFL seasons during the "Titans era" (1999–present):

Player	Position	Seasons
Jevon Kearse	Defensive End	1999–2000
Tank Williams	Safety	2002–2003
Michael Roos	Right Tackle/Left Tackle	2005–2006
Chance Warmack	Right Guard	2013–2014

**MORE TITANS OFFENSIVE LINEMEN****69 - C ANDY GALLIK**

➤ **Andy Gallik** (6-2, 306) was selected by the Titans in the sixth round (108th overall) of the 2015 NFL Draft.

➤ As a rookie, he played in 12 games and recorded eight starts at center.

➤ In four seasons at Boston College, Gallik played in 47 games and recorded 41 starts at center, including starts in every game over his final three campaigns. He was a two-time All-Atlantic Coast Conference honoree (2013, 2014) and a team captain.

➤ He helped Boston College to consecutive bowl appearances at the conclusion of his junior (AdvoCare V100 Bowl) and senior (New Era Pinstripe Bowl) seasons.

➤ In 2013, his blocking contributed to Boston College running back Andre Williams rushing for 2,177 rushing yards and winning the Doak Walker Award.

➤ Gallik was raised in Chicago, Ill.

78 - G/C JOE LOONEY

➤ **Joe Looney** (6-3, 315) was signed by the Titans as a free agent on Oct. 20, 2015, simultaneous to starting center Brian Schwenke being placed on injured reserve (leg).

➤ In 2015, Looney played in eight games with the Titans, recording six starts. He started three games at center and three games at left guard.

➤ Looney was selected by the San Francisco 49ers in the fourth round of the 2012 NFL Draft. He spent three seasons with the 49ers, appearing in 19 games with four starts during the regular season.

➤ In 2014, he played in 15 games and registered the first four starts (two at right guard, one at left guard and one at center) of his career.

➤ The Lake Worth, Fla., native was a four-year starter on the offensive line at Wake Forest. As a senior in 2011, he started all 13 games at left guard and was named second-team All-ACC.

79 - G JAMON MEREDITH

➤ **Jamon Meredith** is in his seventh NFL season and his first full campaign with the Titans. He was signed as a free agent on Dec. 9, 2014.

➤ In 2015, Meredith played in 13 games, including three starts. He started two games at right guard and one game at right tackle.

➤ In 2014, Meredith started all three games (once at right tackle and twice at left tackle) after being signed by the Titans.

➤ Meredith arrived in Tennessee with five seasons and 51 games of NFL experience, including 24 starts split between tackle and guard.

➤ Prior to joining the Titans in 2014, he played four games for the Indianapolis Colts. He spent the previous two seasons (2012-13) at Tampa Bay, where he started 20 games at guard.

➤ Over his career, he has played for Buffalo, Pittsburgh, Tampa Bay and Indianapolis. He was originally a fifth-round selection by the Green Bay Packers in the 2009 NFL Draft.

➤ The Simpsonville, S.C., native played his college football at the University of South Carolina, where he registered 34 starts during his career at tackle and guard.

60 - G QUINTON SPAIN

➤ **Quinton Spain** (6-4, 330) was signed by the Titans as an undrafted free agent on May 11, 2015.

➤ As a rookie, Spain appeared in seven games, including starts in each of the final six games at left guard.

➤ Spain played in 50 career games with 38 starts at West Virginia and was a two-time All-Big 12 team honoree.

➤ As a senior (2014), he started 12 games at left guard and was named All-Big 12 first team by ESPN.com, All-Big 12 second team by Associated Press and All-Big 12 honorable mention by the coaches. He helped pave the way for the offense to average 499.8 yards per game of total offense, 33.5 points per game, 182.8 rushing yards and 317.0 passing yards.

➤ As a junior (2013), he was named All-Big 12 Conference third team by Phil Steele and All-Big 12 Conference honorable mention by the coaches.

➤ He is a native of Petersburg, Va.



DEFENSIVE LINEMEN

No.	Name	Ht	Wt	Exp	College
95	Blackson, Angelo	6-4	318	R	Auburn
99	Casey, Jurrell	6-1	305	5	Southern California
94	Hill, Sammie	6-4	328	7	Stillman
90	Jones, DaQuan	6-4	322	2	Penn State
97	Klug, Karl	6-3	278	5	Iowa
93	Martin, Mike (IR)	6-1	298	4	Michigan
92	Pitoitua, Ropati	6-8	298	6	Washington State
96	Woods, Al	6-4	307	6	Louisiana State

#99 • DT JURRELL CASEY

[CLICK FOR COMPLETE BIO \(PDF\)](#)

Defensive lineman **Jurrell Casey** (6-1, 305) completed his fifth NFL season in 2015. He was selected by the Titans in the third round (77th overall) of the 2011 NFL Draft, and in 2014, he was rewarded for his play with a multi-year contract extension.

In 2015, the two-time defensive captain started all 16 games for the second consecutive season and for the third time in his career. He led the team's defensive linemen with 86 tackles and tied **Brian Orakpo** for the team lead with seven sacks, the second-best total in Casey's career. Casey also set a career high and finished second on the team behind Orakpo with 28 quarterback pressures. He was named to the Pro Bowl for the first time in his career.

Casey was named one of five permanent team captains by his teammates in 2014 for the first time in his career. While remaining a key cog in the defense's switch from a 4-3 to a 3-4 scheme, he started all 16 games and led the team's defensive linemen (fourth on the team) with 86 tackles. His 27 quarterback pressures and 13 tackles for loss tied for the team lead and set new career highs. With five sacks, he ranked second on the squad.

In 2013, Casey was named *Associated Press* second-team All-Pro after putting together one of the best seasons by a defensive tackle in franchise history. His 10.5 sacks set a career high and made up the second-highest total by a franchise defensive tackle since sacks became an official statistic in 1982, finishing behind only **Ray Childress'** 13 sacks in 1992. In 2013, only **Jason Hatcher** of the Dallas Cowboys (11) finished with more sacks than Casey among defensive tackles.

Casey's 2013 season totals also included a career-high 90 tackles, a career- and team-high 10 quarterback pressures, three tackles for loss, three passes defended, one forced fumble and one fumble recovery. He played in 15 games with 14 starts, missing only the season finale due to a knee injury.

Casey started 31 out of 32 games in his first two seasons, and in each campaign he led the team's defensive linemen in tackles. As a rookie, he notched 74 tackles and 2.5 sacks, and he followed with 80 tackles and three sacks in 2012.

A native of Long Beach, Calif., Casey played in 38 games (26 starts) on the defensive line (24 at right defensive tackle and two at nose tackle) at the University of Southern California. He recorded 138 tackles, nine sacks, 22 tackles for loss, three quarterback pressures, four fumble recoveries, three forced fumbles, an interception and three passes defended.

In his final season with the Trojans (2010), he started all 13 games for the second consecutive season and had 67 tackles, a team-best 11 tackles for loss, a team-leading 4.5 sacks, one interception, one fumble recovery and two passes defended. He was named first-team All-Pac 10.

2015 Highlights:

➤ **At Tampa Bay (9/13)**, led the team with three tackles for loss to go with a sack, six total tackles and a pair of quarterback pressures. On the first series of the third quarter, he recorded his 22nd career sack, taking down

Jameis Winston for a loss of eight yards.

➤ **At Cleveland (9/20)**, posted five tackles, a tackle for loss and a quarterback pressure.

➤ **Against Indianapolis (9/27)**, recorded three tackles, a sack, a tackle for loss and a team-high four quarterback pressures. His four quarterback pressures tied his career high.

➤ **Against Buffalo (10/11)**, led the defensive line with eight tackles and added 1.5 sacks, a tackle for loss and a quarterback pressure. In the second quarter, he sacked Tyrod Taylor for a three-yard loss on third down, and he added a half sack later in the second quarter, combining with Derrick Morgan on the sack.

➤ **Against Miami (10/18)**, totaled six tackles, a quarterback pressure and a pass defended.

➤ **Against Atlanta (10/25)**, posted four tackles, three quarterback pressures and a career-high three passes defended.

➤ **At Houston (11/1)**, totaled six tackles, a half sack and three quarterback pressures. He split a six-yard sack with Zach Brown in the fourth quarter.

➤ **At New Orleans (11/8)**, recorded a tackle, a quarterback pressure and a pass defended.

➤ **Against Carolina (11/15)**, registered six tackles, a tackle for loss and a quarterback pressure.

➤ **At Jacksonville (11/19)**, totaled five tackles, a sack, a tackle for loss and two quarterback pressures. In the fourth quarter, he recorded a four-yard sack, giving him at least five sacks in three consecutive seasons (10.5 in 2013 and five in 2014).

➤ **Against Oakland (11/29)**, notched six tackles and a quarterback pressure.

➤ **Against Jacksonville (12/6)**, registered four tackles, a sack and two quarterback pressures. In the second quarter, he ended a Jacksonville drive with a nine-yard sack of Blake Bortles. It gave him six sacks in 2015, amounting to the second-highest single-season total of his career.

➤ **At New York Jets (12/13)**, tied for the team lead with eight tackles and also registered a tackle for loss and two quarterback pressures.

➤ **At New England (12/20)**, registered four tackles, including a tackle for loss and a sack. In the first quarter, he recorded a seven-yard sack of Tom Brady on third down. The play gave Casey 28 career sacks and seven in 2015.

➤ **Against Houston (12/27)**, posted eight tackles, a tackle for loss and three quarterback pressures.

➤ **At Indianapolis (1/3)**, recorded six tackles and a quarterback pressure.

Casey's Career Regular Season Statistics:

Year	GP	GS	Tackle	Sack	TFL	QBP	Int	PD	FF	FR
2011	16	15	74	2.5	5	9	0	1	1	1
2012	16	16	80	3.0	6	3	0	0	2	0
2013	15	14	90	10.5	3	10	0	3	1	1
2014	16	16	86	5.0	13	27	0	1	0	0
2015	16	16	86	7.0	11	28	0	5	0	0
Totals	79	77	416	28.0	38	77	0	10	4	2

SACKS BY TITANS/OILERS DTs

Since individual sacks became an official NFL statistic in 1982, **Jurrell Casey** and **Ray Childress** are the only Titans/Oilers defensive tackles to produce double-digit sacks in a single season.

Most sacks in a season by Oilers/Titans defensive tackles, 1982–present:

Defensive Tackle	Season	Sacks
1. Ray Childress	1992	13.0
2. Jurrell Casey	2013	10.5
3. Ray Childress	1993	9.0
4. Albert Haynesworth	2008	8.5
Ray Childress	1989	8.5
Ray Childress	1988	8.5
Ray Childress	1990	8.0
8. Jurrell Casey	2015	7.0
Karl Klug	2011	7.0
Gary Walker	1997	7.0
Ray Childress	1991	7.0

Note: In 1992, Lee Williams recorded 11 total sacks while playing both defensive end and defensive tackle for the Oilers. He is excluded from this list.

2013 SACKS BY DEFENSIVE TACKLES

Titans defensive tackle **Jurrell Casey** recorded a career-high 10.5 sacks in 2013. The third-year defensive tackle tied for second in the NFL in sacks among defensive tackles behind only Jason Hatcher of the Dallas Cowboys, who had 11 sacks.

Most sacks among defensive tackles in 2013:

Player	Team	Sacks
1. Jason Hatcher	Dal	11.0
2. Jurrell Casey	Ten	10.5
Kyle Williams	Buf	10.5
4. Gerald McCoy	TB	9.0
5. Marcell Dareus	Buf	7.5
6. Geno Atkins	Cin	6.0
Nick Fairley	Det	6.0
Chris Jones	NE	6.0
9. Michael Brockers	StL	5.5
Clinton McDonald	Sea	5.5
Ndamukong Suh	Det	5.5

SACKS BY 4-3 DTs & 3-4 NTs, 2004–2013

With 10.5 sacks in 2013, **Jurrell Casey** tied for fifth place among defensive tackles in a 4-3 defense or 3-4 nose tackles in the last 10 years (2004–present) in sacks. In that time period, Cincinnati's **Geno Atkins** recorded the high in the group with 12.5 sacks in 2012.

Most sacks by 4-3 defensive tackles or 3-4 nose tackles in the last 10 seasons (2004-13):

Player	Season	Team	Sacks
1. Geno Atkins	2012	Cincinnati	12.5
2. Rod Coleman *	2004	Atlanta	11.5
Kevin Williams	2004	Minnesota	11.5
4. Jason Hatcher	2013	Dallas	11.0
5. Jurrell Casey	2013	Tennessee	10.5
Kyle Williams	2013	Buffalo	10.5
Rod Coleman *	2005	Atlanta	10.5
8. Warren Sapp	2006	Oakland	10.0
Ndamukong Suh	2010	Detroit	10.0
10. Darnell Dockett	2007	Arizona	9.0
Gerald McCoy	2013	Tampa Bay	9.0

* Coleman was a 3-4 nose tackle; all others 4-3 defensive tackles

Note: The table does not include 3-4 defensive ends. Also not included are defensive tackles on 3-4 lines which list two defensive tackles, a nose tackle and no ends (i.e. a line with a left defensive tackle, nose tackle and right defensive tackle).



#94 • NT SAMMIE HILL

[CLICK FOR COMPLETE BIO \(PDF\)](#)



Defensive lineman **Sammie Hill** (6-4, 328) completed his seventh NFL season and his third campaign with the Titans in 2015. He was signed by the Titans as an unrestricted free agent on March 14, 2013.

Hill battled a knee injury from training camp through the first part of the regular season. He returned from the injury to play in 10 games with five starts. His season totals included 19 tackles, one quarterback pressure and one tackle for loss.

In 2014, he set career highs in starts (15), tackles (47), sacks (three), quarterback pressures (eight) and tackles for loss (seven). He also blocked a field goal against Jacksonville (Oct. 12) to help preserve a victory.

In his first season with the Titans, Hill played in 13 games with 10 starts, missing three contests due to an ankle injury. His totals included a career-high 40 tackles, one quarterback pressure, seven passes defended and one fumble recovery.

The massive run stuffer joined the Titans after spending the first four years of his career with the Detroit Lions. While there, he appeared in 59 career games with 18 starts and collected 95 tackles, four sacks, four fumble recoveries, a forced fumble and three passes defended.

A native of West Blockton, Ala., Hill was a four-year starter at Stillman College, where he set the school record with 44.5 tackles for loss. He was drafted by the Lions in the fourth round (115th overall) of the 2009 NFL Draft.

2015 Highlights:

- Inactive for the first six games of the season due to a knee injury.
- **At Houston (11/1)**, returned from a knee injury that kept him out of the first six games of the season and posted three tackles.
- **At Jacksonville (11/19)**, tied a career high with six tackles.
- **Against Oakland (11/29)**, recorded four tackles, including a tackle for loss.
- **Against Jacksonville (12/6)**, recorded two tackles.
- **At New York Jets (12/13)**, posted a quarterback pressure.
- **Against Houston (12/27)**, tallied a pair of tackles.

Hill's Career Regular Season Statistics:

Year	Team	GP	GS	Tackle	Sack	TFL	QBP	Int	PD	FF	FR
2009	Det	13	12	26	0.0	NA	NA	0	0	0	2
2010	Det	15	0	30	2.5	NA	NA	0	0	0	1
2011	Det	16	3	24	1.5	NA	NA	0	0	1	1
2012	Det	15	3	15	0.0	NA	NA	0	3	0	0
2013	Ten	13	10	40	0.0	0	1	0	7	0	1
2014	Ten	15	15	47	3.0	7	8	0	6	0	0
2015	Ten	10	4	19	0.0	1	1	0	0	0	0
Totals		97	47	201	7.0	-	-	0	16	1	5

#90 • DL DaQUAN JONES

[CLICK FOR COMPLETE BIO \(PDF\)](#)



Defensive lineman **DaQuan Jones** (6-4, 322) completed his second NFL season in 2015. He was selected by the Titans in the fourth round (112th overall) of the 2014 NFL Draft.

Jones was one of four members of the team to start all 16 games in 2015, holding down a spot at defensive end for the duration of the campaign. He totaled 67 tackles, 15 quarterback pressures, two tackles for loss and a fumble recovery.

As a rookie, Jones appeared in seven games with one start. He registered 13 tackles, a sack, three quarterback pressures, two tackles for loss and a forced fumble.

A leader at Penn State during a time of turmoil, Jones started 23 of 46 college games, with all of his starting assignments coming during the last two seasons. Jones finished his career with 92 tackles, adding 4.5 sacks for minus 28 yards, 15.5 stops for losses totaling 55 yards, two fumble recoveries and a pass deflection.

As a senior in 2013, he started all 12 games at defensive tackle, finishing fifth on the team with a career-high 56 tackles (33 solos). His tackle total was the most for any interior defensive lineman in the Big Ten during the



2013 campaign. Jones was named first-team All-Big Ten by the league's coaches and second-team All-Conference by the media. He was named Penn State's Outstanding Senior Player and the recipient of the team's Reid-Robinson Award.

Jones is a native of Johnson City, N.Y.

2015 Highlights:

- **At Tampa Bay (9/13)**, registered a career-high seven tackles, including a tackle for loss.
- **At Cleveland (9/20)**, posted a pair of tackles and a quarterback pressure.
- **Against Buffalo (10/11)**, notched three tackles and a pair of quarterback pressures.
- **Against Miami (10/18)**, recorded six tackles.
- **At Houston (11/1)**, registered six tackles and a quarterback pressure.
- **At New Orleans (11/8)**, posted five tackles and two quarterback pressures.
- **Against Carolina (11/15)**, tallied four tackles, a tackle for loss and a quarterback pressure.
- **At Jacksonville (11/19)**, posted three tackles and two quarterback pressures.
- **Against Oakland (11/29)**, totaled a pair of tackles, a quarterback pressure and his first career fumble recovery. In the fourth quarter, he recovered a Derek Carr fumble to help set up a go-ahead touchdown on the ensuing series.
- **Against Jacksonville (12/6)**, recorded three tackles and a quarterback pressure.
- **At New York Jets (12/13)**, totaled three tackles and a pair of quarterback pressures.
- **At New England (12/20)**, posted five tackles and a quarterback pressure.
- **Against Houston (12/27)**, posted five tackles and a quarterback pressure.
- **At Indianapolis (1/3)**, notched five tackles.

Jones' Career Statistics:

Year	Team	GP	GS	Tackle	Sack	TFL	QBP	Int	PD	FF	FR
2014	Ten	7	1	13	1.0	2	3	0	0	1	0
2015	Ten	16	16	67	0.0	2	15	0	0	0	1
Totals		23	17	80	1.0	4	18	0	0	1	1

#97 • DL KARL KLUG

[CLICK FOR COMPLETE BIO \(PDF\)](#)



Karl Klug (6-3, 278) completed his fifth NFL season in 2015. He was selected by the Titans in the fifth round (142nd overall) of the 2011 NFL Draft and was re-signed as an unrestricted free agent in March 2015.

Through his first five seasons, Klug (pronounced KLOOG) never missed a game. In 2015, he set a career high with 19 quarterback pressures and recorded four sacks, which was the second-highest total of his career. He added 26 tackles, one pass defended and one forced fumble.

In 2014, Klug appeared in all 16 contests and posted 31 tackles, two sacks, five quarterback pressures and five tackles for loss.

Prior to 2014, Klug saw time at defensive end and defensive tackle in the defense's previous 4-3 scheme.

As a rookie in 2011, Klug emerged as one of the top young pass-rushing defensive tackles in the NFL, compiling a team-high seven sacks. The total tied for sixth place in sacks among all NFL rookies, tied for fourth among all NFL defensive tackles, and led all rookie defensive tackles. Playing in all 16 games (one start), Klug also totaled 32 tackles, 10 quarterback pressures, two tackles for loss, four passes defended and two forced fumbles.

During a four-year career at Iowa, Klug appeared in 40 games with 26 consecutive starts to end his career. He tallied 140 tackles, 31 tackles for loss, 9.5 sacks, eight quarterback pressures, eight passes defended, four forced fumbles and a fumble recovery.

As a senior in 2010, the Caledonia, Minn., native led the Hawkeyes with 13 tackles for loss and 5.5 sacks. He totaled 57 tackles en route to earning second-team All-Big Ten honors from the league's coaches and media. His honors also included the Roy J. Carver Most Valuable Player Award on defense, the Iron Hawk Award and the Hayden Fry "Extra Heart-beat" Award.

2015 Highlights:

- **At Tampa Bay (9/13)**, tallied four tackles and two quarterback pressures.
- **Against Indianapolis (9/27)**, recorded three tackles, a sack, a quarterback pressure and a forced fumble. In the third quarter, he notched his first sack of 2015, forcing a four-yard loss and causing a fumble on the play (recovered by the Colts).
- **Against Atlanta (10/25)**, recorded a tackle and a quarterback pressure.
- **At Houston (11/1)**, notched his second sack of the season, dropping Brian Hoyer for an eight-yard loss on third down.
- **At Jacksonville (11/19)**, posted a tackle and two quarterback pressures.
- **Against Oakland (11/29)**, recorded a tackle, two quarterback pressures and a pass defended.
- **Against Jacksonville (12/6)**, registered a pair of tackles and a half sack. Late in the fourth quarter on fourth down, he combined with Da'Norris Searcy to sack Blake Bortles for an 11-yard loss on what would be Jacksonville's last scrimmage play.
- **At New York Jets (12/13)**, notched three tackles, a sack and two quarterback pressures. On the final play of the third quarter, he recorded a



seven-yard sack of Ryan Fitzpatrick, giving him 18 career sacks. With 3.5 sacks in 2015, he posted his highest total since recording 3.5 sacks in 2012.

- **At New England (12/20)**, recorded four tackles, a half sack and three quarterback pressures. In the third quarter, he and Angelo Blackson sacked Tom Brady for a seven-yard loss. The play gave him four sacks in 2015, his highest total since his seven-sack rookie season of 2011.
- **Against Houston (12/27)**, registered three tackles and a quarterback pressure.
- **At Indianapolis (1/3)**, posted a tackle and two quarterback pressures.

Klug's Career Regular Season Statistics:

Year	GP	GS	Tackle	Sack	TFL	QBP	Int	PD	FF	FR
2011	16	1	32	7.0	2	10	0	4	2	0
2012	16	1	12	3.5	1	5	0	1	0	0
2013	16	3	26	2.0	0	4	0	2	2	1
2014	16	0	31	2.0	5	5	0	0	0	0
2015	16	0	26	4.0	0	19	0	1	1	0
Totals	80	5	127	18.5	8	43	0	8	5	1

#93 • DL MIKE MARTIN

[CLICK FOR COMPLETE BIO \(PDF\)](#)

Defensive tackle **Mike Martin** (6-1, 298) completed his fourth NFL season in 2015. He was selected by the Titans in the third round (82nd overall) of the 2012 NFL Draft.

Martin was placed on injured reserve in 2015 with a knee injury after appearing in only five games. He registered four tackles and a forced fumble.

In 12 games (three starts) in 2014, Martin registered 28 tackles and a career-high 10 quarterback pressures.

In 2013, Martin played in 13 games with one start. He registered 22 tackles, one sack, two quarterback pressures, two tackles for loss and a pass defended.

As a rookie in 2012, the 6-foot-1-inch, 298-pound defender played in all 16 games with one start and produced 40 tackles, three sacks, five tackles for loss and three quarterback pressures.

At the University of Michigan, the Detroit native was a three-time recipient of the school's Richard Katcher Award, given to the top defensive lineman. He recorded 37 consecutive starts at nose tackle to conclude his career, and in a total of 49 career games, he tallied 172 tackles, 10 sacks and 25 tackles for loss.

As a senior captain of the Wolverines in 2011, he posted a career-high 64 tackles, 3.5 sacks, six tackles for loss and a safety en route to earning second-team All-Big Ten honors.

Martin's Career Regular Season Statistics:

Year	GP	GS	Tackle	Sack	TFL	QBP	Int	PD	FF	FR
2012	16	1	40	3.0	5	3	0	0	0	0
2013	13	1	22	1.0	2	2	0	1	0	0
2014	12	3	28	0.0	0	10	0	0	0	0
2015	5	0	3	0.0	0	1	0	0	0	0
Totals	46	5	93	4.0	7	16	0	1	0	0

#92 • DE ROPATI PITOITUA

[CLICK FOR COMPLETE BIO \(PDF\)](#)

Defensive end **Ropati Pitoitua** (pronounced roe-POT-ee pee-TOE-uh-too-ah) completed his sixth NFL season and his third campaign with the Titans in 2015. Pitoitua (6-8, 298) was signed as an unrestricted free agent from the Kansas City Chiefs on March 25, 2013.

Pitoitua appeared in five games in 2015 and totaled four tackles and a forced fumble.

Pitoitua's totals in 2014 included 45 tackles, two sacks, five tackles for loss, two quarterback pressures, two passes defended and one fumble recovery in 12 games (11 starts).

In his first season in Tennessee, Pitoitua played in all 16 games for the first time in his career with a career-high 13 starts. He led the team's defensive linemen with 91 tackles and added four sacks, two quarterback pressures, two tackles for loss and four passes defended. His tackle, sack and passes defended numbers were all career highs. He had the most tackles by a Titans defensive end since **Jason Babin** had 93 total stops in

2010.

Pitoitua accumulated 37 games of NFL experience with the Chiefs and New York Jets prior to joining the Titans. In 2012, his only season with Kansas City, he started 10 games (15 games played) and led all Chiefs defensive linemen with 32 tackles. He also added two sacks, five tackles for loss and one forced fumble.

Pitoitua originally joined the Jets as an undrafted free agent in 2008 and was with the club until May 2011. He spent the majority of his rookie season on the practice squad and was on injured reserve for the entire 2010 season due to an Achilles injury. He totaled 22 tackles in 22 total games with the club.

The Samoa native played in 36 games (25 starts) during a four-year career at Washington State. His career totals there included 116 tackles, 19.0 tackles for loss, 8.5 sacks, two forced fumbles, one fumble recovery and two passes defended.

2015 Highlights:

- **Against Buffalo (10/11)**, notched a tackle and forced a fumble (recovered by the Bills).
- **At Jacksonville (11/19)**, posted a pair of tackles.

Pitoitua's Career Regular Season Statistics:

Year	Team	GP	GS	Tackle	Sack	TFL	QBP	Int	PD	FF	FR
2008	NYJ					Practice Squad					
2009	NYJ	8	0	3	0.0	0	0	0	0	0	0
2010	NYJ					Injured Reserve					
2011	NYJ	14	0	19	1.0	3	0	0	0	0	0
2012	KC	15	10	51	2.0	5	4	0	0	1	0
2013	Ten	16	13	91	4.0	2	2	0	4	0	0
2014	Ten	12	11	45	2.0	5	2	0	2	0	1
2015	Ten	5	0	4	0.0	0	0	0	0	1	0
Totals		70	34	213	9.0	15	8	0	6	2	1

#96 • DL AL WOODS

[CLICK FOR COMPLETE BIO \(PDF\)](#)

Defensive lineman **Al Woods** (6-4, 307) completed his sixth NFL season and his second campaign with the Titans in 2015. He was signed as an unrestricted free agent on March 13, 2014.

Woods appeared in 14 games with nine starts in 2015. He tied his career high with 31 tackles and added three quarterback pressures and three tackles for loss.

Woods' 2014 totals included 31 tackles, a sack, two tackles for loss and a quarterback pressure in 16 games (one start).

The veteran lineman arrived in Tennessee after spending two-plus seasons with the Pittsburgh Steelers. His career totals prior to landing in Tennessee included 39 games, two starts at nose tackle and 2.5 career sacks.

In 2013, his final year with the Steelers, Woods saw action in all 16 games for the first time in his career and notched 20 tackles, two sacks and a pass defended.

Woods entered the NFL as a fourth-round selection by the New Orleans Saints in 2010. He played nine games in his rookie campaign with Tampa Bay and two games for Seattle in his second season. He was claimed off waivers by the Steelers in November of 2011.



A native of Jennings, La., Woods played in 41 games in four seasons at Louisiana State University.

2015 Highlights:

- **At Cleveland (9/20)**, tied his career high with five tackles, including two tackles for loss, and added a quarterback pressure.
- **Against Miami (10/18)**, tied his career high with five tackles, including a tackle for loss.
- **Against Atlanta (10/25)**, recorded two tackles.
- **At New Orleans (11/8)**, posted three tackles and two quarterback pressures.
- **Against Carolina (11/15)**, tied his career high with five tackles.
- **At Jacksonville (11/19)** and **against Oakland (11/29)**, he was inactive with an ankle injury.
- **Against Jacksonville (12/6)**, came back from an injury to notch three tackles as a reserve.
- **Against Houston (12/27)**, notched one tackle.

Woods' Career Regular Season Statistics:

Year	Team	GP	GS	Tackle	Sack	TFL	QBP	Int	PD	FF	FR
2010	TB	9	0	17	0.5	NA	NA	0	0	0	0
2011	Sea/Pit	2	0	2	0.0	NA	NA	0	0	0	0
2012	Pit	12	0	2	0.0	NA	NA	0	0	0	0
2013	Pit	16	2	20	2.0	NA	NA	0	1	0	0
2014	Ten	16	1	31	1.0	2	1	0	0	0	0
2015	Ten	14	9	31	0.0	3	3	0	0	0	0
Totals		69	12	103	3.5	-	-	0	1	0	0

MORE TITANS DEFENSIVE LINEMEN

95 - DE ANGELO BLACKSON

- **Angelo Blackson** (6-4, 318) was selected by the Titans in the fourth round (100th overall) the 2015 NFL Draft.
- Blackson was a four-year letterman at Auburn. He played in 52 career games with 18 starts and totaled 65 tackles, 4.5 sacks, 17 tackles for loss, 13 quarterback hurries, three forced fumbles, a fumble recovery and two passes defended.
- Blackson also excelled on special teams during his time at Auburn and posted four blocked kicks.
- As a senior (2014), he played in 13 games with four starts and recorded 17 tackles, three sacks, 5.5 tackles for loss and four quarterback hurries.
- He is a native of Wilmington, Del.

2015 Highlights:

- As a rookie in 2015, he totaled 19 tackles, 2.5 sacks, two quarterback pressures and a forced fumble.
- **At Tampa Bay (9/13)**, recorded a sack in his first career regular season game. He dropped Jameis Winston for a loss of five yards in the fourth quarter.
- **At New Orleans (11/8)**, contributed his second sack of the season with a nine-yard takedown of Drew Brees in the fourth quarter.
- **At New England (12/20)**, he and Karl Klug sacked Tom Brady for a seven-yard loss in the third quarter.



TITANS LINEBACKERS

No.	Name	Ht	Wt	Exp	College
51	Bass, David	6-4	256	3	Missouri Western St.
55	Brown, Zach	6-1	248	4	North Carolina
40	Cudjoe-Virgil, Yannik (IR)	6-2	248	R	Maryland
52	Johnson, Steve	6-1	237	4	Kansas
91	Morgan, Derrick (IR)	6-3	261	6	Georgia Tech
53	Mount, Deiontrez (IR)	6-5	249	R	Louisville
98	Orakpo, Brian	6-4	257	7	Texas
57	Staples, Justin	6-4	245	2	Illinois
41	Tavai, J.R.	6-2	249	R	Southern California
54	Williamson, Avery	6-1	246	2	Kentucky
59	Woodyard, Wesley	6-0	233	8	Kentucky

#55 • ILB ZACH BROWN

[CLICK FOR COMPLETE BIO \(PDF\)](#)



Linebacker **Zach Brown** (6-1, 248) completed his fourth NFL season. He was selected by the Titans in the second round (52nd overall) of the 2012 NFL Draft.

In 2015, Brown played in all 16 games for the third time in four seasons and started five times. He finished fourth on the team with 98 tackles and tied for the team lead with two interceptions. He added a half sack, five quarterback pressures, four tackles for loss and three passes defended.

Brown's 2014 campaign was cut short due to a pectoral injury. He was placed on injured reserve on Sept. 16, 2014 after suffering a pectoral injury early in the season opener.

In each of his first two seasons, Brown played in all 16 games and notched 13 starts. His 210 tackles from 2012 through 2013 were the most on the team.

His 2013 season totals included a career-high 117 tackles, which led the team's linebackers and ranked second overall on the team behind safety **Bernard Pollard**. He added four sacks, four quarterback pressures, four tackles for loss, one interception, five passes defended, one forced fumble and one fumble recovery.

As a rookie, he tied for third on the squad with 93 tackles, a total that ranked second for a Titans rookie since 1999 (103 by **Alterraun Verner** in 2010). Brown also ranked fourth in sacks (5.5), tied for second in tackles for loss (6), finished third in interceptions (3), tied for fourth in passes defended (6) and led the team in defensive fumble recoveries (2). He scored two touchdowns off interception returns.

Brown was the only NFL rookie in 2012 to finish among the top five rookies in both interceptions (tied for fourth) and sacks (tied for fifth).

In four seasons at North Carolina, Brown started 23 of 47 games, including 11 starts at weakside outside linebacker and 12 starts at the strong-side spot. He recorded 230 tackles, 5.5 sacks, seven interceptions, 19 tackles for loss, six quarterback pressures, three forced fumbles, a fumble recovery and four passes defended.

As a senior, Brown was a Butkus Award semifinalist and earned All-Atlantic Coast Conference first-team honors, as he led the team with a career-high 105 tackles. He also ranked second on the squad with 5.5 sacks and 13.5 stops for loss.

The Columbia, Md., native was considered the fastest linebacker available in the 2012 NFL Draft. He was timed in the 40-yard dash at 4.44 seconds at the NFL Scouting Combine and in 4.37 seconds at his pro day.

2015 Highlights:

- **At Tampa Bay (9/13)**, led the team with eight tackles.
- **At Cleveland (9/20)**, led the team with eight tackles for the second consecutive week.
- **Against Indianapolis (9/27)**, ranked second on the team with eight tackles and added an interception. In the third quarter, he recorded his fifth career interception and his first since Nov. 24, 2013. He picked off a pass from Andrew Luck and raced 45 yards on the return to help set up a field goal.

- **Against Miami (10/18)**, led the team and set a new career high with 14 tackles.
- **Against Atlanta (10/25)**, recorded five tackles and a quarterback pressure.
- **At Houston (11/1)**, tied for the team lead with nine tackles. He also registered a half sack, a tackle for loss, a quarterback pressure and a pass defended. He teamed with Jurrell Casey on a six-yard sack of Brian Hoyer in the fourth quarter.
- **At New Orleans (11/8)**, produced six tackles.
- **At Jacksonville (11/19)**, registered a pair of tackles, a quarterback pressure and an interception. He notched his second interception of the season and the sixth interception of his career in the fourth quarter, picking off a Blake Bortles pass at the Tennessee 12-yard line.
- **Against Jacksonville (12/6)**, posted five tackles.
- **At New York Jets (12/13)**, totaled seven tackles, including a tackle for loss.
- **At New England (12/20)**, produced four tackles.
- **Against Houston (12/27)**, posted five stops, including a tackle for loss.
- **At Indianapolis (1/3)**, started at inside linebacker, finished second on the squad with nine tackles and added two quarterback pressures.

Brown's Career Regular Season Statistics:

Year	GP	GS	Tackle	Sack	TFL	QBP	Int	PD	FF	FR
2012	16	13	93	5.5	6	2	3	6	1	2
2013	16	13	117	4.0	4	4	1	5	1	1
2014	1	1	1	0.0	0	1	0	0	0	0
2015	16	5	98	0.5	4	5	2	3	0	0
Totals	49	32	309	10.0	14	12	6	14	2	3

2012 ROOKIE SACK AND INT LEADERS

Titans linebacker **Zach Brown** was the only NFL rookie in 2012 to finish among the top five rookies in both interceptions (his three interceptions tied for fourth) and sacks (his 5.5 sacks tied for fifth).

NFL rookie sack leaders in 2012:

Rookie (Position)	Team	Sacks	Yds
1. Bruce Irvin (DE)	Sea	8.0	60
2. Chandler Jones (DE)	NE	6.0	33
Whitney Mercilus (LB)	Hou	6.0	17
Derek Wolfe (DE)	Den	6.0	41
5. Zach Brown (LB)	Ten	5.5	28.5
Quinton Coples (DE)	NYJ	5.5	40.5
Fletcher Cox (DT)	Phi	5.5	29.5
Kendall Reyes (DE)	SD	5.5	33.5

NFL rookie interception leaders in 2012:

Rookie (Position)	Team	Int	Yds	Avg	Long	TD
1. Casey Hayward (CB)	GB	6	81	13.5	24	0
2. Janoris Jenkins (CB)	StL	4	150	37.5	41t	3
Tavon Wilson (S)	NE	4	87	21.8	45	0
4. Zach Brown (LB)	Ten	3	156	52.0	79t	2
Alfonzo Dennard (CB)	NE	3	95	31.7	87t	1
Leonard Johnson (CB)	TB	3	86	28.7	83t	1
Michael Boley (LB)	NYG	3	74	24.7	51	0
Bobby Wagner (LB)	Sea	3	55	18.3	45	0



#91 • OLB DERRICK MORGAN

[CLICK FOR COMPLETE BIO \(PDF\)](#)



Derrick Morgan (6-3, 261) completed his sixth NFL season in 2015. He was selected by the Titans with the 16th overall draft choice in the 2010 NFL Draft, and in March 2015, he was re-signed as an unrestricted free agent.

Morgan's 2015 campaign came to an end when he was placed on injured reserve on Dec. 17 with a shoulder injury. Prior to the injury, he appeared in 10 games and registered 34 tackles, 4.5 sacks, 13 quarterback pressures, six tackles for loss, two passes defended and a forced fumble.

In 2014, Morgan produced the biggest numbers of his career after switching from a 4-3 defensive end to a 3-4 outside linebacker. He started all 16 games for the second time in his career and led the squad with 6.5 sacks. His 27 quarterback pressures and 13 tackles for loss tied for the team lead and set career highs. Also, his nine passes defended and two forced fumbles set career highs.

In 2013, Morgan played in 15 games with 14 starts at defensive end and ranked second on the team with six sacks, eight quarterback pressures and three tackles for loss (tied). His totals also included 54 tackles, one pass defended, one forced fumble and one fumble recovery.

In 2012, Morgan started all 16 games for the first time in his career and led the Titans with 6.5 sacks and 19 quarterback pressures. He also set a career high with 68 tackles and added five tackles for loss, five passes defended, a forced fumble and a fumble recovery.

Morgan played in 15 games in 2011 and led the Titans with 20 quarterback pressures. He added 47 tackles, 2.5 sacks, three tackles for loss and two passes defended.

As a rookie, an ACL tear ended his rookie campaign after only four games.

In three seasons at Georgia Tech, the Coatesville, Pa., native totaled 115 tackles, 19.5 sacks, 29.5 tackles for loss, five passes defended, six fumble recoveries and two forced fumbles in 39 games. He started the final 27 consecutive games of his college career at left defensive end. Prior to entering the NFL after his junior season, he was named the ACC Defensive Player of the Year with an ACC-high 12.5 sacks.

2015 Highlights:

- **At Tampa Bay (9/13)**, sacked Jameis Winston two times (14 yards and two yards) to become the third player in the Titans era (1999–present) to reach 25 sacks with the club, joining Jevon Kearse (52) and Kyle Vanden Bosch (38.5). His totals also included seven tackles, two tackles for loss and two quarterback pressures.
- **At Cleveland (9/20)**, recorded seven tackles, a sack, a tackle for loss and a forced fumble. He sacked Johnny Manziel for a four-yard loss on the final play of the third quarter and also forced a fumble on the play (recovered by the Browns). The sack gave Morgan a team-high three sacks in 2015 and 26 sacks in his six-year career.
- **Against Indianapolis (9/27)**, posted a tackle, a quarterback pressure and a pass defended.
- **Against Buffalo (10/11)**, totaled three tackles, 1.5 sacks, a tackle for loss and two quarterback pressures. On a third down in the second quarter, he and Jurrell Casey combined on a five-yard sack of Tyrod Taylor, and in the fourth quarter, he dropped Taylor for an 11-yard loss.
- **Against Miami (10/18)**, registered five tackles.
- **Against Atlanta (10/25)**, recorded three tackles, a tackle for loss and two quarterback pressures.
- **At Houston (11/1)**, posted three tackles, three quarterback pressures and a pass defended.
- **At New Orleans (11/8)**, recorded a quarterback pressure.
- **Against Carolina (11/15)**, totaled four tackles, a tackle for loss and a quarterback pressure.
- **At Jacksonville (11/19)**, played as a reserve and posted a tackle and a quarterback pressure.
- **Against Oakland (11/29)**, he was inactive with a shoulder injury. He missed his first game since Oct. 20, 2013.
- **Against Jacksonville (12/6)** and **at New York Jets (12/13)**, he was inactive with a shoulder injury.
- He was placed on injured reserve on Dec. 17 with a shoulder injury.

Morgan's Career Regular Season Statistics:

Year	GP	GS	Tackle	Sack	TFL	QBP	Int	PD	FF	FR
2010	4	0	10	1.5	0	1	0	1	0	0
2011	15	10	47	2.5	3	20	0	2	0	0
2012	16	16	68	6.5	5	19	0	5	1	1
2013	15	14	54	6.0	3	8	0	1	1	1
2014	16	16	82	6.5	13	27	0	9	2	0
2015	10	10	34	4.5	6	13	0	2	1	0
Totals	76	66	293	27.5	30	88	0	20	5	2

SACKS IN FIRST FOUR GAMES

In 2015, **Derrick Morgan** got off to the best start of his career with 4.5 sacks through the season's first four games.

Since sacks became an official individual statistic in 1982, only three members of the Titans/Oilers have recorded more than 4.5 sacks in a season's first four games. Each of those three had five sacks in that time period: defensive tackle **Albert Haynesworth** (2008), defensive end **Kyle Vanden Bosch** (2005) and defensive end **Jesse Baker** (1982). Morgan tied three others for fourth place on the list.

Most sacks by a Titans/Oilers player in the team's first four games of a season (1982–present):

Player	Season	Sacks Through 4 Games
1. Albert Haynesworth	2008	5.0
Kyle Vanden Bosch	2005	5.0
Jesse Baker	1982	5.0
4. Derrick Morgan	2015	4.5
Dave Ball	2010	4.5
Sean Jones	1988	4.5
Jesse Baker	1984	4.5
8. Carlos Hall	2002	4.0
Ray Childress	1992	4.0
Ray Childress	1992	4.0
William Fuller	1988	4.0
Rod Kush	1985	4.0
Robert Brazile	1982	4.0

SACKS BY TITANS/OILERS LINEBACKERS

Prior to the 2014 season, **Derrick Morgan** switched from a 4-3 defensive end to a 3-4 outside linebacker.

In his first season in his new position, Morgan led the team with 6.5 sacks, becoming the 11th Titans/Oilers linebacker to record five or more sacks from the time individual sacks became an official statistic in 1982 through 2014. Morgan's 6.5 sacks are tied for third among franchise linebackers in that interval.

Franchise linebackers with 5.0 sacks in a season since 1982:

Linebacker	Season	Sacks
1. Lamar Lathon	1994	8.5
2. Johnny Meads	1988	8.0
3. Brian Orakpo	2015	7.0
4. Derrick Morgan	2014	6.5
Robert Brazile	1982	6.5
6. Akeem Ayers	2012	6.0
Mike Barrow	1996	6.0
Eddie Robinson	1999	6.0
9. Zach Brown	2012	5.5
Greg Favors	2000	5.5



#98 • OLB BRIAN ORAKPO

[CLICK FOR COMPLETE BIO \(PDF\)](#)



Outside linebacker **Brian Orakpo** (6-4, 257) completed his seventh NFL season and his first campaign with the Titans in 2015. He was signed as an unrestricted free agent on March 13, 2015.

In 2015, Orakpo was voted by his teammates as a defensive captain. He started all 16 games for the third time in his career and for the first time since 2011. His seven sacks tied for the team lead, and he led the squad with 37 quarterback pressures and 12 tackles for loss. He added 64 tackles, five passes defended and a forced fumble.

Orakpo spent the previous six years as a member of the Washington Redskins, who selected him in the first round (13th overall) of the 2009 NFL Draft. During his time in Washington, Orakpo was named to the Pro Bowl three times (2009, 2010 and 2013). His career totals in Washington included 40 sacks, 255 tackles, one interception, 17 passes defended, six forced fumbles and three fumble recoveries in 71 starts. He recorded eight multi-sack games.

As a rookie in 2009, he earned Pro Bowl honors and set a Redskins rookie record with 11 sacks, which also led all NFL rookies.

For each of his first three seasons in Washington, Orakpo led or tied for the team lead in sacks, but he missed most of the 2012 and 2014 seasons with pectoral injuries.

In 2013, he earned his third Pro Bowl selection, as he registered 10 sacks, 60 tackles, one interception return for touchdown, 18 quarterback hits, 16 tackles for loss and two fumble recoveries.

A native of Houston, Texas, Orakpo was drafted by the Redskins out of the University of Texas, where he finished his college career with 22 sacks. He was as a multiple award winner in college, including the Nagurski (nation's top defensive player), Lombardi (nation's top lineman) and the Hendricks (nation's top defensive end). He was a part of the Texas team that won the National Title at the conclusion of the 2005 season.

2015 Highlights:

- **At Tampa Bay (9/13)** led the team with four quarterback pressures and tallied a tackle in his Titans debut.
- **At Cleveland (9/20)** posted five tackles, a tackle for loss and two quarterback pressures.
- **Against Indianapolis (9/27)**, totaled a tackle, a sack, a quarterback pressure and a tackle for loss. In the second quarter, he recorded his first sack as a member of the Titans, dropping Andrew Luck for a six-yard loss on third down.
- **Against Buffalo (10/11)**, posted a tackle.
- **Against Miami (10/18)**, produced five tackles, a sack, a tackle for loss and a quarterback pressure. In the third quarter, he recorded his second sack of the season, dropping Ryan Tannehill for a two-yard loss.
- **Against Atlanta (10/25)**, recorded five tackles and three quarterback pressures.
- **At Houston (11/1)**, totaled three tackles, two tackles for loss, one sack, three quarterback pressures and one pass defended. Late in the first half, he recorded his third sack of the season, taking down Brian Hoyer for a seven-yard loss.
- **At New Orleans (11/8)**, led the team with two sacks and five quarterback pressures. He totaled five tackles and added a pass defended. In the first quarter, he dropped Drew Brees for a four-yard loss. Late in the fourth quarter, he delivered a key eight-yard sack to help slow a potential game-winning drive by the Saints and then blocked the subsequent field goal. It was his ninth career game with at least two sacks.
- **Against Carolina (11/15)**, totaled six tackles, a sack, a tackle for loss and a quarterback pressure. He sacked Cam Newton in the third quarter for a six-yard loss, giving him his third consecutive game with at least one sack. It marked the third streak of his career of at least three games with a sack (2010 and 2013).
- **At Jacksonville (11/19)**, registered four tackles, a sack, a tackle for loss, a team-high four quarterback pressures, a pass defended and a forced fumble. Late in the second quarter, he recorded a nine-yard sack against Blake Bortles. He tied a career high with his fourth consecutive game with at least one sack and became the Titans' only player other than Jevon Kearse since the beginning of the 1999 season to record a four-game sack streak. In the second quarter, he knocked the ball out of the hands of Bortles on a quarterback sneak, and David Bass recovered the fumble for the Titans. It was Orakpo's seventh career forced fumble and his first since 2012.



- **Against Oakland (11/29)**, posted six tackles, including a tackle for loss.
- **Against Jacksonville (12/6)**, registered five tackles, two quarterback pressures and a pass defended.
- **At New York Jets (12/13)**, tallied three tackles.
- **At New England (12/20)**, posted five tackles, a tackle for loss and three quarterback pressures.
- **Against Houston (12/27)**, recorded five tackles, three quarterback pressures and a pass defended.
- **At Indianapolis (1/3)**, registered four tackles, a tackle for loss and a team-high five quarterback pressures. His five quarterback pressures tied his season high and tied for the most by any Titans defender in 2015.

Orakpo's Career Regular Season Statistics:

Year	Team	GP	GS	Tackle	Sack	TFL	QB	Int	PD	FF	FR
2009	Was	16	16	61	11.0	13	20	0	1	1	0
2010	Was	15	15	78	8.5	9	47	0	2	1	0
2011	Was	16	16	66	9.0	7	35	0	5	3	1
2012	Was	2	2	8	1.0	1	3	0	3	1	0
2013	Was	15	15	70	10.0	15	42	1	5	0	2
2014	Was	7	7	28	0.5	1	9	0	1	0	0
2015	Ten	16	16	64	7.0	12	37	0	5	1	0
Totals		87	87	375	47.0	58	193	1	22	7	3

SACK STREAK

At Jacksonville on Nov. 19, **Brian Orakpo** tied a career high with his fourth consecutive game with at least one sack.

Orakpo became the Titans' only player other than **Jevon Kearse** since the beginning of the 1999 season to record a four-game sack streak. Kearse had three such runs, including an eight-game stretch as a rookie in 1999 with at least one sack, which tied **Curley Culp's** franchise record (1974–1975).

Most consecutive games with one or more sacks in the "Titans era" (1999–present):

Player	Season(s)	Consec. Games With One or More Sacks
1. Jevon Kearse	1999	8
2. Jevon Kearse	2003	6
3. Brian Orakpo	2015	4
Jevon Kearse	2000	4
5. Jurrell Casey	2013	3
Ropati Pitoitua	2013	3
Will Witherspoon	2010	3
Dave Ball	2010	3
Jacob Ford	2008	3
Dave Ball	2008	3
Kyle Vanden Bosch	2007	3
Jevon Kearse	2001	3

SACK LEADERS AMONG AFC LINEBACKERS

Titans outside linebacker **Brian Orakpo** tied for sixth in the AFC among linebackers with seven sacks in 2015.

Sack leaders in 2015 among AFC linebackers:

Player	Team	Sacks
1. Whitney Mercilus	Hou	12.0
2. Von Miller	Den	11.0
3. Melvin Ingram	SD	10.5
4. Justin Houston	KC	7.5
DeMarcus Ware	Den	7.5
6. Brian Orakpo	Ten	7.0
Robert Mathis	Ind	7.0
8. Tamba Hali	KC	6.5
9. Jerry Attaochu	SD	6.0
Elvis Dumervil	Bal	6.0

#54 • ILB AVERY WILLIAMSON

[CLICK FOR COMPLETE BIO \(PDF\)](#)



Linebacker **Avery Williamson** (6-1, 246) completed his second NFL season in 2015. He was selected by the Titans in the fifth round (151st overall) of the 2014 NFL Draft.

Williamson started 15 games in 2015 and led the team with 137 tackles, recording the highest tackle total by a Titans linebacker since **Stephen Tulloch's** 169 stops in 2010. Williamson became the first defender in the "Titans era" (1999–present) to begin his career with two consecutive 100-tackle seasons. His 2015 statistics also included 3.5 sacks, 13 quarterback pressures and an interception.

In 2014, Williamson had one of the most productive seasons of any Titans defensive rookie in recent memory. Even though he did not record his first start until Week 5, he produced 107 tackles to rank third on the team in 2014 and record the highest tackle total by a rookie in the "Titans era" (1999–present). He added three sacks, eight quarterback pressures, eight tackles for loss, four passes defended, two fumble recoveries and seven stops on special teams.

During a four-year career at Kentucky, Williamson played in 49 games with 21 starts. He finished his career with 296 total tackles, including double-digit tackles in 12 career contests. After primarily serving on special teams in his first two years, he went over the 100-tackle mark as a junior and senior.

As a senior in 2013, he was a team captain and led the squad in tackles for the second consecutive season. His 102 tackles tied for fourth place in the SEC, and he was named All-SEC second team by Associated Press.

The Milan, Tenn., native grew up as a Titans fan.

2015 Highlights:

- **At Tampa Bay (9/13)**, registered five tackles and a quarterback pressure.
- **At Cleveland (9/20)**, posted six tackles.
- **Against Indianapolis (9/27)**, led the team and tied his career high with 12 tackles.
- **Against Buffalo (10/11)**, finished second on the team with nine tackles and added a sack, a quarterback pressure and a tackle for loss. In the third quarter, he was credited with his first sack of the season (fourth career), taking down Tyrod Taylor for a loss of 12 yards.
- **Against Miami (10/18)**, he was inactive with a hamstring injury.
- **Against Atlanta (10/25)**, recorded five tackles and his first career interception. On a fourth-and-goal inside the one-yard line in the fourth quarter, he intercepted a Matt Ryan pass in the end zone that was intended for tight end Jacob Tamme. The ball was deflected first by defensive back Marqueston Huff and then by Tamme before Williamson secured the interception.
- **At Houston (11/1)**, registered seven tackles and two quarterback pressures.
- **At New Orleans (11/8)**, tied for the team lead with 10 tackles and added a pair of quarterback pressures.
- **Against Carolina (11/15)**, led the team and was credited with a career-high 16 tackles in addition to a team-high three tackles for loss (tied career high), a half sack and two quarterback pressures. He topped his

previous career high of 12 tackles. In the third quarter, he split a nine-yard sack of Cam Newton with David Bass.

➤ **At Jacksonville (11/19)**, recorded five tackles, a team-high three tackles for loss (tied career high), a sack and a quarterback pressure. In the fourth quarter, he helped end a Jaguars drive with a five-yard sack on third down.

➤ **Against Oakland (11/29)**, led the team with 13 tackles and also registered a sack, a tackle for loss and a quarterback pressure. In the first quarter, he sacked Derek Carr for a seven-yard loss. The play gave Williamson 3.5 sacks in 2015, topping the three sacks he produced as a rookie in 2014.

➤ **Against Jacksonville (12/6)**, finished second on the team with eight tackles and added a quarterback pressure.

➤ **At New York Jets (12/13)**, registered seven tackles and a quarterback pressure. He became the first player for the team in the "Titans era" (1999–present) to begin his career with consecutive 100-tackle seasons.

➤ **At New England (12/20)**, led the team with 15 tackles. It marked his second career game with at least 15 tackles (16 vs. Carolina on Nov. 8).

➤ **Against Houston (12/27)**, posted nine tackles, including a tackle for loss.

➤ **At Indianapolis (1/3)**, led the team with 10 tackles and added a quarterback pressure.

Williamson's Career Regular Season Statistics:

Year	Team	GP	GS	Tackle	Sack	TFL	QBP	Int	PD	FF	FR
2014	Ten	16	12	107	3.0	8	8	0	4	0	2
2015	Ten	15	15	137	3.5	9	13	1	1	0	0
Totals		31	27	244	6.5	17	21	1	5	0	2

16 TACKLES IN A GAME

Against the Carolina Panthers on Nov. 15, **Avery Williamson** was credited with 16 tackles, as determined by the defensive coaching staff's film review*. He had nine solo stops and seven assists.

In the "Titans era" (since 1999), Williamson is only the ninth player to record 16 tackles in a game, and he was the first to accomplish the feat since **Michael Griffin** had 18 total stops at San Diego on Sept. 16, 2012.

Most total tackles in a game by a Titans defender, 1999–present (all totals from coaches' film review):

Player	Date	Opponent	Total Tackles*
1. Brad Kassell	Jan. 2, 2005	Detroit	19
Keith Bulluck	Sept. 28, 2003	at Pittsburgh	19
3. Michael Griffin	Sept. 16, 2012	at San Diego	18
Jordan Babineaux	Oct. 23, 2011	Houston	18
5. Stephen Tulloch	Dec. 5, 2010	Jacksonville	17
Peter Sirmon	Dec. 7, 2003	Indianapolis	17
7. Avery Williamson	Nov. 15, 2015	Carolina	16
Keith Bulluck	Oct. 5, 2003	at New England	16
Keith Bulluck	Oct. 27, 2002	at Cincinnati	16

* Tackle statistics compiled by coaches often differ from press box tallies from the same game.

2015 TITANS TACKLE LEADERS

Linebacker **Avery Williamson** finished first among Titans defenders with 137 tackles in 2015. He became the first defender in the "Titans era" (1999–present) to begin his career with two consecutive 100-tackle seasons.

Titans tackle leaders in 2015 (by total tackles):

Player	Pos	Total	Solo	Assist
1. Avery Williamson	ILB	137	79	58
2. Wesley Woodyard	ILB	110	70	40
3. Michael Griffin	S	101	67	34
4. Zach Brown	ILB	98	65	33
5. Jurrell Casey	DT	86	48	38
6. DaQuan Jones	DE	67	45	22
7. Brian Orakpo	OLB	64	44	20
8. Coty Sensabaugh	CB	58	42	16
9. Da'Norris Searcy	S	54	41	13
10. David Bass	OLB	42	23	19

WILLIAMSON AND THE 2014 ROOKIE CLASS

Avery Williamson played in all 16 games as a rookie, including starts in each of the final 12 games of the season. His statistics included 107 tackles, three sacks and two fumble recoveries.

Among rookies, Williamson's tackle tally ranked fourth in the NFL, according to tackle statistics published by NFL teams, which sometimes differ from "press box statistics." Williamson ranked behind only Baltimore's **C.J. Mosley** (129 tackles), San Francisco's **Chris Borland** (128) and Buffalo's **Preston Brown** (108).

Among rookie inside linebackers, Williamson and Mosley tied for the sack lead, and Williamson led the group in defensive fumble recoveries.

Most tackles among ALL ROOKIES in 2014 (using team-published tackle statistics):

Player	Team	Position	Total Tackles
1. C.J. Mosley	Baltimore	ILB	129
2. Chris Borland	San Francisco	ILB	128
3. Preston Brown	Buffalo	OLB	108
4. Avery Williamson	Tennessee	ILB	107
5. E.J. Gaines	St. Louis	CB	105
6. Anthony Hitchens	Dallas	OLB	100
7. Telvin Smith	Jacksonville	OLB	99
8. Christian Jones	Chicago	ILB	98
9. Ha Ha Clinton-Dix	Green Bay	FS	95
10. Khalil Mack	Oakland	OLB	84

Most sacks by rookie INSIDE LINEBACKERS in 2014:

Player	Team	Sacks
1. C.J. Mosley	Baltimore	3
2. Avery Williamson	Tennessee	3
3. Christian Jones	Chicago	2
4. Chris Kirksey	Cleveland	2

Most defensive fumble recoveries by rookie INSIDE LINEBACKERS in 2014:

Player	Team	Fumble Recoveries
1. Avery Williamson	Tennessee	2
2. Chris Borland	San Francisco	1
Christian Jones	Chicago	1
C.J. Mosley	Baltimore	1



TACKLES BY TITANS ROOKIES SINCE 1999

Titans rookie inside linebacker **Avery Williamson** began the 2014 season as a reserve. In Week 5 against Cleveland, he recorded his first career start and started every contest for the rest of the year.

Williamson finished the 2014 campaign with 107 tackles—more than any other rookie for the team since 1999. In the franchise's 16 years as the Titans, the previous defensive rookie with the most tackles was cornerback **Alterraun Verner** with 103 stops in 2010.

Most tackles by a Titans rookie, 1999–2014:

Player	Position	Season	Total	Solo	Assist
1. Avery Williamson	LB	2014	107	55	52
2. Alterraun Verner	CB	2010	103	76	27
3. Zach Brown	LB	2012	93	70	23
4. Akeem Ayers	LB	2011	88	66	22
5. Jevon Kearse	DE	1999	85	59	26
6. Colin McCarthy	LB	2011	76	61	15
7. Jurrell Casey	DT	2011	74	41	33
8. Carlos Hall	DE	2002	70	43	27
9. Tank Williams	S	2002	69	55	14
10. Andre Dyson	CB	2001	58	52	6

Note: Tackle statistics for the Titans are compiled from coaches' film study after each game. They sometimes differ from the "press box statistics" tallied at each game.

#59 • ILB WESLEY WOODYARD

[CLICK FOR COMPLETE BIO \(PDF\)](#)

Linebacker **Wesley Woodyard** (6-0, 233) completed his eighth NFL season and his second campaign with the Titans in 2015. He was signed as an unrestricted free agent on March 14, 2014.

Woodyard was named a team captain by his teammates in 2015 for the second time as a member of the Titans and for the eighth time (every season) in his career.

Woodyard played in all 32 games during his first two seasons with the club. In 2015, he recorded 12 starts, finished second on the team with 110 tackles and ranked third on the squad with five sacks. He added nine quarterback pressures, seven tackles for loss, three passes defended, a forced fumble, a fumble recovery and six special teams tackles.

In 2014, Woodyard's totals in his first season with the Titans included 16 starts and a career-high 134 tackles, which led the team. He added 2.5 sacks, nine quarterback pressures, eight tackles for loss, two interceptions and four passes defended.

Woodyard joined the Titans after spending the first six years of his career with the Denver Broncos. He appeared in 87 regular-season games with 40 starts. For his Broncos career, he totaled 396 tackles, eight sacks, five interceptions, six forced fumbles and one fumble recovery.

As the middle linebacker from 2012-13, Woodyard started 24 total games and registered 197 tackles, seven sacks, four interceptions and three forced fumbles.

In 2012, Woodyard led the Broncos with a career-high 114 tackles. He ranked second on the squad in both 2013 (83) and 2011 (87).

Also in 2012, he was the only NFL player to record at least 100 tackles, five sacks and three interceptions. He was only the 12th NFL player to accomplish the feat over a 30-year span.

The LaGrange, Ga., native entered the NFL as an undrafted free agent out of the University of Kentucky. He earned first-team All-SEC honors during each of his final two seasons with the Wildcats.

2015 Highlights:

- **At Tampa Bay (9/13)**, posted three tackles.
- **At Cleveland (9/20)**, recorded his first sack of the season (11.5 career). In the third quarter, he sacked Johnny Manziel for a 10-yard loss and forced a fumble on the play (recovered by the Browns).
- **Against Indianapolis (9/27)**, posted a tackle.
- **Against Buffalo (10/11)**, recorded his first start of the season at inside linebacker and led the team with 10 tackles.
- **Against Miami (10/18)**, registered 11 tackles, a sack, two tackles for loss and a quarterback pressure. In the fourth quarter, he recorded his second sack of the season, taking down Ryan Tannehill for a loss of 10 yards on third down.
- **Against Atlanta (10/25)**, led the team with 11 tackles. On third-and-goal

from the one-yard line in the fourth quarter, he stopped fullback Patrick DiMarco for no gain, leading to an interception on fourth down.

- **At Houston (11/1)**, registered eight tackles, a tackle for loss and a quarterback pressure.
- **At New Orleans (11/8)**, tied for the team lead with 10 tackles and added a sack and a quarterback pressure. In the third quarter, he notched his third sack of the season, delivering an 11-yard takedown of Drew Brees.
- **Against Carolina (11/15)**, finished second on the squad with 10 tackles and also registered a sack, a tackle for loss and two quarterback pressures. In the third quarter, he posted a one-yard sack of Cam Newton.
- **At Jacksonville (11/19)**, tied for the team lead with six tackles and also totaled two tackles for loss, a sack and a quarterback pressure. In the second quarter, he sacked Blake Bortles for a six-yard loss, recording his fifth sack of the season (15.5 career). He reached 600 career tackles in the game.
- **Against Oakland (11/29)**, posted seven tackles.
- **Against Jacksonville (12/6)**, totaled five tackles, a quarterback pressure, a pass defended and a fumble recovery for a touchdown. In the fourth quarter, he scooped up a fumble on a botched shotgun snap to Blake Bortles and returned the ball three yards for a touchdown. The play marked Woodyard's first career touchdown, his second career fumble recovery and the team's first fumble return for a touchdown since Jason McCourty's 62-yard fumble return for a score at Houston on Nov. 30, 2014.
- **At New York Jets (12/13)**, tied for the team lead with eight tackles.
- **At New England (12/20)**, finished second on the team with 12 tackles.
- **Against Houston (12/27)**, produced three tackles and a quarterback pressure.
- **At Indianapolis (1/3)**, posted four tackles, one quarterback pressure and two passes defended.

Woodyard's Career Regular Season Statistics:

Year	Team	GP	GS	Tackle	Sack	TFL	QBP	Int	PD	FF	FR
2008	Den	16	6	54	0.0	NA	NA	0	1	1	0
2009	Den	16	0	35	0.0	NA	NA	1	2	1	0
2010	Den	11	3	23	1.0	NA	NA	0	0	0	0
2011	Den	15	7	87	0.0	NA	NA	0	2	2	0
2012	Den	15	14	114	5.5	NA	NA	3	6	1	1
2013	Den	14	10	83	1.5	NA	NA	1	4	1	0
2014	Ten	16	16	134	2.5	8	9	2	4	0	0
2015	Ten	16	12	110	5.0	7	9	0	3	1	1
Totals		119	68	640	15.5	NA	NA	7	22	7	2

2014 TITANS TACKLE LEADERS

Linebacker **Wesley Woodyard** finished first among Titans defenders with a career-high 134 tackles in 2014.

Titans tackle leaders in 2014 (by total tackles):

Player	Pos	Total	Solo	Assist
1. Wesley Woodyard	ILB	134	66	68
2. Michael Griffin	S	115	83	32
3. Avery Williamson	ILB	107	55	52
4. Jurrell Casey	DT	86	58	28
5. Jason McCourty	CB	85	77	8
6. Derrick Morgan	OLB	82	52	30
7. George Wilson	S	65	49	16
8. Blidi Wreh-Wilson	S	57	47	10
9. Sammie Hill	NT	47	30	17
10. Ropati Pitoitua	DE	45	21	24



MORE TITANS LINEBACKERS

40 - YANNIK CUDJOE-VIRGIL

- **Yannik Cudjoe-Virgil** (6-2, 248; name pronounced YAH-nik KOO-joe-VER-jil) was originally signed by the Titans as an undrafted free agent on May 11, 2015.
- He was waived by the Titans from reserve/injured with an injury settlement on Sept. 3, 2015 and then re-signed to the practice squad on Nov. 17. He spent one game on the practice squad before being signed to the 53-man roster on Nov. 28.
- Cudjoe-Virgil played two seasons at the University of Maryland after spending two seasons at Seton Hill University in Greensburg, Pa.
- At Maryland, he played in 16 total games and notched 39 tackles, six tackles for loss, five sacks and an interception.
- As a senior (2014), he appeared in nine games with three starts at outside linebacker and recorded two sacks and 2.5 tackles for loss.
- He was born in Trinidad but attended high school in Towson, Md.

2015 Highlights:

- As a rookie in 2015, he appeared in two total games.
- **Against Oakland (11/29)**, made his NFL regular season debut on special teams and as a reserve outside linebacker.
- He was placed on injured reserve on Dec. 11 after suffering a knee injury during the practice week.

51 - OLB DAVID BASS

- **David Bass** (6-4, 256) was claimed off waivers from the Chicago Bears on Sept. 6, 2015.
- Bass joined the Titans after two seasons with the Bears. While with the Bears, he totaled 20 games played (two starts), 29 tackles, four sacks, one forced fumble and an interception return for touchdown.
- He was a seventh-round selection by the Oakland Raiders in the 2013 NFL Draft. He was waived by the Raiders following training camp that year and claimed by the Bears.
- A native of St. Louis, Mo., Bass played four years of college football for Missouri Western State, where he tallied a school-record 40.5 sacks and earned Division II All-America honors.

2015 Highlights:

- In 2015, he began the season as a reserve and stepped into the starting lineup after Derrick Morgan suffered a shoulder injury. He played in all 16 games with starts in each of the final seven contests. His statistics included 42 tackles, 1.5 sacks, nine quarterback pressures, five tackles for loss, one interception, five passes defended, two fumble recoveries and eight special teams tackles.
- **Against Atlanta (10/25)**, in the second quarter, recorded his second career interception. He batted a screen pass by Matt Ryan and then caught the ball for an interception. His eight-yard return helped set up a Titans touchdown on the ensuing play.
- **Against Carolina (11/15)**, split a nine-yard sack of Cam Newton with Avery Williamson in the third quarter.
- **At Jacksonville (11/19)**, recorded his third career start and his first start as a member of the Titans. He tied for the team lead with a career-high six tackles and added a quarterback pressure and his first career fumble recovery. In the second quarter, he recovered a Blake Bortles fumble.
- **Against Oakland (11/29)**, started and recorded four tackles, two quarterback pressures and a pass defended.
- **At New York Jets (12/13)**, started and contributed six tackles, a quarterback pressure and a pass defended.
- **At New England (12/20)**, started and posted five tackles, a team-high two tackles for loss and one quarterback pressure.
- **Against Houston (12/27)**, started and tied a then-career high with six tackles, adding a tackle for loss and a fumble recovery. In the second quarter, he recovered a Brandon Weeden fumble to notch his second career fumble recovery.
- **At Indianapolis (1/3)**, set a career high with seven tackles and added a tackle for loss, a sack and two quarterback pressures. In the fourth quarter, he dropped Josh Freeman for a seven-yard sack.

52 - ILB STEVE JOHNSON

- **Steve Johnson** (6-1, 237) was claimed off waivers from the Denver Broncos on Sept. 6, 2015.
- Johnson (6-1, 237) arrived in Tennessee with three years of NFL experience – 41 games played and seven starts – all with the Denver Broncos. In 2014 with the Broncos, he started a career-high seven games and totaled 22 tackles, half of a sack and 10 special teams stops.
- During his three year career with the Broncos, he posted 27 special teams tackles, two forced fumbles and a blocked punt returned for a touch-

down.

- A native of Media, Pa., Johnson originally signed with the Broncos as an undrafted college free agent from the University of Kansas. As a senior captain for the Jayhawks, he led the Big 12 in tackles with 124.

2015 Highlights:

- In 2015, he played in all 16 games as a reserve on defense and a key contributor on special teams. His statistics included two tackles and two passes defended, and he ranked third on the squad with 10 special teams tackles. He also recovered two fumbles on special teams.
- **Against Buffalo (10/11)**, recovered a Denarius Moore fumble on punt coverage, which led to a Titans touchdown on the ensuing drive.
- **At New Orleans (11/8)**, registered his second special teams fumble recovery of the season. In the first quarter, punt returner Marcus Murphy fumbled, and Johnson recovered the ball, leading to a Titans field goal.

53 - OLB DEIONTREZ MOUNT

- **Deiontrez Mount** (6-5, 249) was selected by the Titans in the sixth round (177th overall) of the 2015 NFL Draft.
- In a four-year career at Louisville, Mount appeared in 45 games and recorded 13 total starts, seeing time as a defensive end and outside linebacker. His career totals included 82 tackles, 9.5 sacks and 18 tackles for loss.
- As a senior, he set his career highs with 37 tackles, six sacks and 10.5 tackles for loss.
- The Fort Walton Beach, Fla., native grew up as a Titans fan because his favorite player was Titans running back Eddie George.

2015 Highlights:

- As a rookie in 2015, he appeared in four games. He posted one tackle, one interception and one stop on special teams.
- **At Tampa Bay (9/13)**, in the first half of his NFL debut, he notched his first career interception by picking off a short Jameis Winston pass to running back Charles Sims in the second quarter. He returned the ball eight yards to help set up a touchdown.
- Placed on injured reserve on Oct. 17 after suffering a knee injury during practice on Oct. 14.

57 - LB JUSTIN STAPLES

- **Justin Staples** (6-4, 245) is in his first full season with the Titans. He spent nine weeks on the practice squad in 2014 before being promoted to the active roster on Nov. 20, 2014. He began the 2014 campaign on the practice squad in Cleveland.
- Originally signed as a rookie free agent with the Browns in 2013, Staples spent a total of five weeks during his rookie campaign on Cleveland's practice squad.
- At the University of Illinois, he played in 48 career games at defensive end and recorded 62 tackles, 2.5 sacks and three forced fumbles.
- As a senior in 2012, Staples posted 20 tackles, a half sack, 2.5 tackles for loss, a pass defended and a forced fumble in 11 games.
- He is a native of Cleveland, Ohio.

2015 Highlights:

- In 2015, he played in 12 contests and contributed seven special teams tackles.
- He was signed to the 53-man roster on Oct. 17 after spending the first four games of the season on the practice squad.

41 - OLB J.R. TAVAI

- **J.R. Tavai** (6-2, 249) was originally signed by the Titans as an undrafted free agent on May 11, 2015.
- He was placed on injured reserve on Sept. 5, waived/injured on Sept. 10 and re-signed to the practice squad on Nov. 11. He was signed to the 53-man roster on Dec. 11.
- In four seasons at USC, he appeared in 40 total games with 20 starts. His totals included 130 tackles, 24 tackles for loss, 10.5 sacks, three passes defended, three forced fumbles and one fumble recovery.
- As a senior (2014), Tavai appeared in 11 games with nine starts and had 53 tackles, 13.5 tackles for loss, a team-best seven sacks, two passes defended, a fumble recovery and a team-best three forced fumbles. He earned 2014 All-Pac-12 honorable mention and won USC's Chris Carlisle Courage Award.
- As a junior (2013), Tavai spent most of the season at outside linebacker but also saw time at defensive end and tackle. He appeared in 12 games with eight starts at outside linebacker and posted 56 tackles, 3.5 sacks and eight tackles for loss, earning All-Pac-12 honorable mention.
- He is a native of Redondo Beach, Calif.

2015 Highlights:

- As a rookie in 2015, he appeared in four contests and totaled three tackles, one sack, one forced fumble and one special teams tackle.

- **At New York Jets (12/13)**, made his NFL debut and posted a tackle.
- **Against Houston (12/27)**, posted two tackles, a sack and a forced fumble. In the second quarter, he recorded his first career sack (five yards), and on the play, he also recorded his first career forced fumble by knocking the ball out of the hands of Texans quarterback Brandon Weeden. Linebacker David Bass recovered it for the Titans.



TITANS CORNERBACKS

No.	Name	Ht	Wt	Exp	College
29	Cox, Perrish	6-0	190	5	Oklahoma State
32	Harris, Brandon (IR)	5-10	189	5	Miami (Fla.)
30	McCourty, Jason (IR)	6-0	193	7	Rutgers
37	Riggs, Cody	5-9	187	R	Notre Dame
46	Riley, Curtis (IR)	6-0	190	R	Fresno State
24	Sensabaugh, Coty	5-11	187	4	Clemson
38	Webb, B.W.	5-11	190	3	William & Mary
25	Wreh-Wilson, Blidi	6-1	198	3	Connecticut

#29 • CB PERRISH COX

[CLICK FOR COMPLETE BIO \(PDF\)](#)


Cornerback **Perrish Cox** (6-0, 190) completed his fifth NFL season and his first campaign with the Titans in 2015. He was signed by the Titans as an unrestricted free agent on March 18, 2015.

Cox started 13 games in 2015, missing three contests due to injury. He totaled 31 tackles, one interception and seven passes defended.

Before arriving in Tennessee, Cox gained four years of NFL experience with the Denver Broncos, San Francisco 49ers and Seattle Seahawks. During that time he amassed 135 tackles, six interceptions, 34 passes defended, two forced fumbles and two fumble recoveries in 57 career regular season games.

The top statistical season of his career came in 2014, when he played in 15 games for the 49ers and posted career highs in several categories, including starts (14), tackles (59), interceptions (5) and passes defended (18).

A native of Waco, Texas, Cox was originally selected by the Broncos in the fifth round (137th overall) of the 2010 NFL Draft from Oklahoma State University, where he recorded 36 starts in four years and earned first-team All-Big 12 Conference honors. He also garnered All-America recognition as a returner, capping a career in which he scored six touchdowns (four kickoff returns, two punt returns).



2015 Highlights:

- **At Tampa Bay (9/13)**, started and recorded two tackles in his debut with the Titans.
- **At Cleveland (9/20)**, broke up a pass and added three tackles.
- **Against Indianapolis (9/27)**, registered four tackles and an interception. In the third quarter, he recorded his seventh career interception and his first as a member of the Titans. He picked off an Andrew Luck pass and went 27 yards on the return (career long) to help set up a touchdown.
- **Against Miami (10/18)**, left the game in the first quarter with a hamstring injury.
- **Against Atlanta (10/25) and at Houston (11/1)**, he was inactive due to a hamstring injury.
- **At New Orleans (11/8)**, posted two tackles before leaving the game in the second quarter with a hamstring injury.
- **Against Carolina (11/15)**, he was inactive with a hamstring injury.
- **Against Oakland (11/29)**, led the team with three passes defended and added five tackles.
- **Against Jacksonville (12/6)**, posted two tackles and a pass defended.
- **At New York Jets (12/13)**, registered four tackles and a pass defended.
- **Against Houston (12/27)**, made two tackles.
- **At Indianapolis (1/3)**, recorded one tackle.

Cox's Career Regular Season Statistics:

Year	Team	GP	GS	Tackle	Sack	TFL	QBP	Int	PD	FF	FR
2010	Den	15	9	55	0.0	NA	NA	1	14	2	0
2012	SF	16	0	14	0.0	NA	NA	0	2	0	0
2013	SF/Sea	11	0	7	0.0	NA	NA	0	0	0	0
2014	SF	15	14	59	0.0	NA	NA	5	18	0	2
2015	Ten	13	13	31	0.0	0	0	1	7	0	0
Totals		70	36	166	0.0	-	-	7	41	2	2

#30 • CB JASON MCCOURTY

[CLICK FOR COMPLETE BIO \(PDF\)](#)

Cornerback **Jason McCourty** (6-0, 193) completed his seventh NFL season in 2015. He was selected by the Titans in the sixth round (203rd overall) of the 2009 NFL Draft, and in 2012, he was rewarded for his play with a multi-year contract extension that keeps him under contract through 2017.

McCourty's 2015 season came to an end when he was placed on injured reserve on Nov. 17 due to a groin injury, which affected him as early as training camp. He was limited to four games, in which he totaled 16 tackles and a pass defended.

In 2014, McCourty marked his third consecutive season to start all 16 games. He led the team with three interceptions and 13 passes defended and added 85 tackles, a tackle for loss, two forced fumbles and a fumble recovery for a touchdown.

From the time he became a full-time starter in 2011 through 2014, McCourty led the Titans in passes defended (59) and tied for first in interceptions (nine).

In 2012, the cornerback was named by his peers as a team captain for the first time. He responded by starting all 16 games for the first time in his career and tying for the team lead with four interceptions. He also led the squad and set a career high with 17 passes defended. His 93 tackles finished tied for third on the defense, and he added four tackles for loss, a forced fumble and a fumble recovery.

In 2011, McCourty recorded 15 starts and a career-high 107 tackles. His tackle total ranked second on the team. He also led the squad with 13 passes defended and tied for the lead with two interceptions. He also recovered a blocked punt for a touchdown.

In 2010, he grabbed a starting spot out of training camp before suffering an injury early in the season and missing four games. McCourty returned to the lineup and started three of the team's final four games and finished his second pro campaign with two interceptions and 13 passes defended.

As a rookie in 2009, McCourty gained three games of starting experience in the first half of the season due to multiple injuries in the secondary. He also finished third on the team with 12 special teams tackles during his rookie campaign.

In a four-year career at Rutgers, McCourty totaled 150 tackles, 7.5 tackles for loss, two interceptions, 20 passes defended and two fumble recoveries in 47 games. He also had a 25.8-yard average on 17 kickoff returns.





The Nyack, N.Y., native has an identical twin brother, Devin, who plays cornerback for the New England Patriots.

2015 Highlights:

- **At Tampa Bay (9/13)**, **at Cleveland (9/20)** and **against Indianapolis (9/27)**, did not play due to a groin injury.
- **Against Buffalo (10/11)**, returned to the starting lineup from a groin injury he suffered during training camp and notched two tackles.
- **Against Miami (10/18)**, notched two tackles.
- **Against Atlanta (10/25)**, posted five tackles and a pass defended but had to leave the game early due to a hamstring injury.
- **At Houston (11/1)**, recorded seven tackles.
- **At New Orleans (11/8)** and **against Carolina (11/15)**, he was inactive with a groin injury.
- Placed on injured reserve on Nov. 17 due to a groin injury.

McCorty's Career Regular Season Statistics:

Year	GP	GS	Tackle	Sack	TFL	QBP	Int	PD	FF	FR
2009	15	3	30	0.0	1	0	0	0	1	0
2010	12	6	45	0.0	1	0	2	13	0	0
2011	15	15	107	1.0	0	0	2	13	1	1
2012	16	16	93	0.0	4	0	4	17	1	1
2013	16	16	77	0.0	2	0	0	16	1	1
2014	16	16	85	0.0	1	0	3	13	2	1
2015	4	4	16	0.0	0	0	0	1	0	0
Totals	94	76	453	1.0	9	0	11	73	6	4

#24 • CB COTY SENSABAUGH

[CLICK FOR COMPLETE BIO \(PDF\)](#)

Cornerback **Coty Sensabaugh** (5-11, 187) completed his fourth NFL season in 2015. He was selected by the Titans in the fourth round (115th overall) of the 2012 NFL Draft.

Sensabaugh played in all 16 games in 2015 and set career highs in several categories, including starts (15), tackles (58), interceptions (two) and passes defended (10). His two interceptions tied for the team lead.

Sensabaugh began the 2014 campaign as the team's nickel defensive back, but after an injury to Blidi Wreh-Wilson, he finished the year as a starting cornerback. His season totals included career highs in starts (six), tackles (44), sacks (one), and passes defended (seven).

As the team's nickel defensive back in 2013, Sensabaugh played in the first 14 games of the season and earned three starts before landing on injured reserve with a foot injury. He totaled 37 tackles, one tackle for loss, six passes defended, two fumble recoveries and six stops on special teams.

The Titans selected Sensabaugh with a fourth-round pick in the 2012 NFL Draft, and as a rookie, he played in all 16 games with three starts. He began the season playing primarily on special teams but became the club's nickel cornerback at midseason. His statistical totals included 27 tackles, three passes defended and four special teams stops.

At Clemson University, he played in 52 college games, and as a senior, the team's co-captain led the Tigers with 13 passes defended.

Sensabaugh is a native of Kingsport, Tenn.



2015 Highlights:

- In four preseason starts, totaled 10 tackles and an interception.
- **At Tampa Bay (9/13)**, recorded his first career interception, picking off a pass by Jameis Winston to wide receiver Adam Humphries. He raced 26 yards for a touchdown to help give the Titans a 14-0 lead in the first quarter.
- **At Cleveland (9/20)**, notched four tackles.
- **Against Indianapolis (9/27)**, posted four tackles.
- **Against Miami (10/18)**, in the final minute of the first half, recorded his second interception of the season. He picked off a Ryan Tannehill pass in Tennessee territory to end a Miami threat. He added two tackles.
- **Against Atlanta (10/25)**, recorded six tackles and two passes defended.
- **At Houston (11/1)**, registered five tackles and a pass defended.
- **At New Orleans (11/8)**, posted four tackles and a pass defended.
- **At Jacksonville (11/19)**, tied for the team lead with six tackles and added a pass defended.
- **Against Oakland (11/29)**, registered a tackle and a pass defended.
- **Against Jacksonville (12/6)**, posted three tackles and a pass defended.
- **At New York Jets (12/13)**, tied a career high with seven tackles.
- **At New England (12/20)**, registered five tackles.
- **Against Houston (12/27)**, notched a tackle and a pass defended.
- **At Indianapolis (1/3)**, recorded seven tackles.

Sensabaugh's Career Regular Season Statistics:

Year	GP	GS	Tackle	Sack	TFL	QBP	Int	PD	FF	FR
2012	16	3	27	0.0	0	0	0	3	0	0
2013	14	3	37	0.0	1	0	0	6	0	2
2014	13	6	44	1.0	0	1	0	7	0	0
2015	16	15	58	0.0	0	0	2	10	0	0
Totals	59	27	166	1.0	1	1	2	26	0	2

#25 • CB BLIDI WREH-WILSON

[CLICK FOR COMPLETE BIO \(PDF\)](#)



Cornerback **Blidi Wreh-Wilson** (6-1, 198; pronounced blee-dee ray WILL-son) completed his third NFL season. He was selected by the Titans in the third round (70th overall) of the 2013 NFL Draft.

Wreh-Wilson appeared in 10 games with three starts in 2015. He totaled 17 tackles, four passes defended and three special teams tackles.

Wreh-Wilson's second NFL season was cut short due to injury. He played and started in a total of 11 games in 2014 and registered 57 tackles, an interception and 10 passes defended. However, he suffered a shoulder injury and was placed on injured reserve on Dec. 9.

As a rookie in 2013, he played in 13 games in a reserve role and contributed nine tackles, one tackle for loss, one pass defended and one forced fumble. On special teams, he added five tackles and one forced fumble.

In four seasons at the University of Connecticut, Wreh-Wilson played in 46 games with 39 starts. He posted 181 total tackles, a half sack, three tackles for loss, eight interceptions, 27 passes defended and a fumble recovery. Two of his interceptions were returned for touchdowns.

As a senior in 2012, the Edinboro, Pa., native started 11 games and was named Connecticut's Most Valuable Player after contributing 47 tackles and an interception.

2015 Highlights:

- **At Tampa Bay (9/13)**, recorded a tackle and a pass defended.
- **At Cleveland (9/20)**, recorded a pass defended.
- **Against Indianapolis (9/27)**, notched a tackle and a pass defended.
- **Against Miami (10/18)**, posted three tackles.
- **Against Atlanta (10/25)**, recorded three tackles.
- **At Houston (11/1)**, registered two tackles and a pass defended.
- **At New Orleans (11/8)**, he was inactive with a hamstring injury.
- **Against Carolina (11/15)**, recorded a pair of tackles before leaving the game at the end of the first half with a hamstring injury.
- **At Jacksonville (11/19)**, he was inactive with a hamstring injury.
- **Against Oakland (11/29)**, registered four tackles.
- **Against Jacksonville (12/6)**, posted a tackle.

Wreh-Wilson's Career Regular Season Statistics:

Year	GP	GS	Tackle	Sack	TFL	QBP	Int	PD	FF	FR
2013	13	0	9	0.0	1	0	0	1	1	0
2014	11	11	57	0.0	1	1	1	10	0	0
2015	10	4	17	0.0	0	0	0	4	0	0
Totals	34	15	83	0.0	1	1	1	15	1	0

MORE TITANS CORNERBACKS

37 - CB CODY RIGGS

- **Cody Riggs** (5-9, 187) was signed by the Titans as an undrafted free agent on May 11, 2015. He became the first undrafted cornerback in the "Titans era" (1999–present) to make the team's initial 53-man roster.
- Riggs played his final collegiate season at Notre Dame and totaled 36 tackles and four passes defended in 11 starts at cornerback.
- He spent his first four college seasons at the University of Florida, playing in 41 games with 26 starts. With the Gators, he amassed 107 tackles, nine passes defended and nine tackles for loss.
- In 2013, he returned from injury to start all 12 games at safety at Florida after converting from cornerback. He finished fourth on the team with 51 tackles and added 10 tackles for loss and a sack.
- He earned a bachelor's degree at Florida and a Master's at Notre Dame.
- Riggs is a native of Fort Lauderdale, Fla.

2015 Highlights:

- As a rookie in 2015, he appeared in 11 games and totaled six tackles, one tackle for loss, two passes defended and six special teams tackles.
- **At Tampa Bay (9/13)**, recorded a tackle as a reserve cornerback in his NFL debut.
- **At Cleveland (9/20)** and **against Indianapolis (9/27)**, he was inactive with a knee injury.
- **Against Atlanta (10/25)**, broke up a third-down pass intended for Julio Jones in the fourth quarter.
- **At New England (12/20)**, recorded his first career fumble recovery on special teams, diving on a Danny Amendola fumble (forced by Phillip Supernaw) on a punt return in the second quarter. He added two tackles on special teams.

38 - CB B.W. WEBB

- **B.W. Webb** (5-11, 190) was promoted from the practice squad to the 53-man roster on Nov. 7, 2015. He spent the first seven games of the season with the team on the practice squad.
- Webb appeared in 26 games in his first two NFL seasons with the Dallas Cowboys (2013) and Pittsburgh Steelers (2014), totaling 12 tackles, a pass defended and six special teams stops.
- The Newport News, Va., native was originally selected by the Cowboys in the fourth round (114th overall) of the 2013 NFL Draft.
- In 2014, he played in 11 games with the Steelers and collected two special teams tackles. He also appeared in the AFC Wild Card game.
- As a rookie in 2013, he registered 12 tackles and a pass defended in 15 games with the Cowboys.
- At William & Mary, he started a school-record 48 games and recorded 151 tackles, 11 interceptions and four career touchdowns.

2015 Highlights:

- In 2015, he appeared in nine games with two starts and contributed 22 tackles, one interception and three passes defended.
- **At New Orleans (11/8)**, registered five tackles and an interception in his Titans debut. In the third quarter, he recorded his first career interception a day after being promoted to the active roster, picking off a Drew Brees pass in the end zone that was intended for Mark Ingram.
- **At New York Jets (12/13)**, started and tied for the team lead with eight tackles. He added a pass defended.
- **At Indianapolis (1/3)**, started and registered three tackles, including a tackle for loss.



TITANS SAFETIES

No.	Name	Ht	Wt	Exp	College
31	Aubrey, Josh	5-10	207	3	Stephen F. Austin
33	Griffin, Michael	6-0	215	9	Texas
28	Huff, Marqueston	5-11	196	2	Wyoming
21	Searcy, Da'Norris	5-11	207	5	North Carolina
39	Stafford, Daimion	6-1	218	3	Nebraska

#33 • S MICHAEL GRIFFIN

[CLICK FOR COMPLETE BIO \(PDF\)](#)



Free safety **Michael Griffin** (6-0, 215) completed his ninth NFL season in 2015. He was selected by the Titans in the first round (19th overall) of the 2007 NFL Draft.

Griffin is the only Titans or Oilers player who currently ranks in the franchise's career top 10 in both interceptions and tackles. His 912 career tackles rank fourth in team history, and his 25 interceptions put him in a tie with **Ken Houston** for eighth place (tied for fourth among safeties) for the club.

Griffin has been one of the most durable safeties in the NFL during his career. He never missed a game until the eighth game of his seventh year—a streak of 103 consecutive contests—and his 141 games played from 2007–2015 tied for first place in the NFL among safeties. Griffin missed only two games due to injury during that time. The only defensive back in team annals to appear in more career games is former Oilers cornerback **Zeke Moore** (145).

In 2015, Griffin played in 15 games with 14 starts. His 101 tackles led the secondary and ranked third on the defense, as he topped the 100-tackle mark for the fourth consecutive season and for the sixth time in his career. He added a sack, a quarterback pressure, three tackles for loss, an interception and three passes defended.

In 2014, Griffin ranked second on the squad with 115 tackles to go along with a career-high three sacks, two interceptions, five passes defended, seven tackles for loss and three quarterback pressures.

During the 2012 offseason, Griffin was rewarded with a new multi-year contract. He responded by starting all 16 games and ranking second on the team with 103 tackles. It marked the third time in his career he reached the 100-tackle mark.

By tying **Jason McCourty** for the team lead in 2012 with four interceptions, Griffin recorded his fourth career season to lead the squad or tie for the team lead. He joined **Darryl Lewis** (five times) and **Samari Rolle** (four) as the only players in franchise history to accomplish the feat at least four times. Griffin moved into a tie with **Gregg Bingham** for 13th place in franchise history with 21 career interceptions.

En route to earning his second career Pro Bowl berth in 2010, Griffin led the team with four interceptions and finished second on the squad with a career-high 153 tackles.

In 2008, he was named to the Pro Bowl after starting all 16 games for the first time. He led the team with seven interceptions, a total that tied for the 11th-best figure in team history and ranked second in the NFL in 2008 behind only Baltimore's **Ed Reed** (nine).

A product of the University of Texas, he was selected with the 19th overall pick in 2007 and stepped into the starting lineup midway through his rookie season.

With the Longhorns, he played in 50 career games and totaled 364 tackles, four sacks and eight interceptions. Griffin also set a Big 12 Conference record and ranked second in NCAA Division I-A history with eight career blocked punts.

2015 Highlights:

- **At Tampa Bay (9/13)**, recorded five tackles.
- **At Cleveland (9/20)**, posted five tackles.
- **Against Indianapolis (9/27)**, recorded six tackles and a pass defended.
- **Against Buffalo (10/11)**, recorded eight tackles.

➤ **Against Miami (10/18)**, registered four tackles and an interception. In the second quarter, he picked off a Ryan Tannehill pass and went 29 yards on the return. With 25 career interceptions, he tied Ken Houston for eighth place on the franchise's all-time interception list. Griffin's four tackles moved him past **John Grimsley** (836 career tackles) for sixth place on the franchise's all-time tackles list.

➤ **Against Atlanta (10/25)**, he was inactive with a knee injury.

➤ **At Houston (11/1)**, tied for the team lead with nine tackles.

➤ **At New Orleans (11/8)**, totaled eight tackles.

➤ **Against Carolina (11/15)**, recorded six tackles, a tackle for loss, a sack and a quarterback pressure. In the third quarter, he sacked Cam Newton for a seven-yard loss, notching his first sack of the season and the seventh sack of his career.

➤ **At Jacksonville (11/19)**, posted five tackles.

➤ **Against Oakland (11/29)**, finished second on the team with eight tackles, including a tackle for loss.

➤ **Against Jacksonville (12/6)**, led the team with nine tackles. In doing so, he moved past former Oilers linebacker Al Smith (877 career tackles) for fifth place on the club's all-time tackles list.

➤ **At New York Jets (12/13)**, recorded seven tackles, including a tackle for loss.

➤ **At New England (12/20)**, posted six tackles and a pass defended. He appeared in his 139th career game, which put him in a tie with Steve McNair for 19th place on the team's all-time games played list.

➤ **Against Houston (12/27)**, led the team with 11 tackles. He became the fifth player in franchise history to reach 900 career tackles and passed former linebacker Ted Washington (907) for fourth place on the franchise's all-time tackles list, trailing only Gregg Bingham (1,970), Robert Brazile (1,281) and Keith Bulluck (1,265).

➤ **At Indianapolis (1/3)**, recorded four tackles. With his 141st career game as a member of the Titans, he passed former Oilers cornerback Cris Dishman (140) and into a tie with Warren Moon for 17th place on the team's all-time games played list.

Griffin's Career Regular Season Statistics:

Year	GP	GS	Tackle	Sack	TFL	QBP	Int	PD	FF	FR
2007	16	10	49	0.0	1	0	3	8	1	0
2008	16	16	81	1.0	2	2	7	12	1	0
2009	16	15	108	1.0	2	1	1	7	2	2
2010	16	16	153	0.0	1	2	4	14	2	2
2011	16	16	96	0.0	2	1	2	6	1	0
2012	16	16	103	1.0	2	0	4	5	2	0
2013	14	14	106	0.0	1	0	1	5	2	1
2014	16	16	115	3.0	7	3	2	5	0	0
2015	15	14	101	1.0	3	1	1	3	0	0
Totals	141	133	912	7.0	21	10	25	65	11	5

MOST INTERCEPTIONS IN TEAM HISTORY

On Oct. 18, 2015 against the Miami Dolphins, Titans safety **Michael Griffin** registered the 25th interception of his nine-year career.

In doing so, Griffin moved into a tie with **Ken Houston** for eighth place on the team's all-time interceptions list.

Among only safeties, Griffin's 25 interceptions are tied for fourth in club annals.

Most career interceptions, franchise history:

Player (Pos)	Years	No	Yds	Avg	Lg	TD
1. Jim Norton (S)	1960-68	45	592	13.2	56	1
2. Cris Dishman (CB)	1988-96	31	348	11.2	43	1
3. Fred Glick (S)	1961-66	30	390	13.0	45	1
4. Tony Banfield (CB)	1960-65	27	224	8.3	58	0
W.K. Hicks (CB)	1964-69	27	457	16.9	62	0
Darryll Lewis (CB)	1991-98	27	540	20.0	98t	5
7. Mike Reinfeldt (S)	1976-83	26	375	14.4	39	0
8. Michael Griffin (S)	2007-15	25	323	12.9	83t	1
Ken Houston (S)	1967-72	25	650	26.0	78	9
10. Zeke Moore (CB)	1967-77	24	444	18.5	74	2

INTERCEPTIONS BY ACTIVE NFL SAFETIES

At the end of the 2015 season, **Michael Griffin's** 25 interceptions put him third among the active leaders among current NFL safeties. Current Oakland Raiders safety **Charles Woodson** leads the group, although he spent the first 14 of his 18 total seasons as a cornerback. **Antrel Rolle** is second among active safeties with 26 career interceptions.

Most career interceptions among current NFL safeties:

Player	Seasons	Interceptions
1. Charles Woodson*	1998-2015 (18)	65
2. Reggie Nelson	2007-2015 (9)	30
3. Antrel Rolle	2005-2015 (11)	26
4. Michael Griffin	2007-2015 (9)	25
5. Mike Adams	2004-2015 (12)	23
Jairus Byrd	2009-2015 (7)	23
7. Earl Thomas	2010-2015 (6)	21
8. Glover Quin	2009-2015 (7)	19
Eric Weddle	2007-2015 (9)	19
10. Antoine Bethea	2006-2015 (10)	18
Devin McCourty	2010-2015 (6)	18

* Woodson has spent the majority of his career at cornerback. He moved to safety in 2012.

FRANCHISE TACKLE LEADERS

On Dec. 27, 2015, **Michael Griffin** moved ahead of former linebacker **Ted Washington** (907 career tackles) for fourth place on the team's all-time tackles list. The only players ahead of him are **Gregg Bingham** (1,970 tackles), **Robert Brazile** (1,281) and **Keith Bulluck** (1,265).

Griffin is now the top-tackling safety in franchise history and also the leader among all non-linebackers.

Most career tackles, franchise history (tracked since 1974):

Player (Position)	Seasons	Career Tackles
1. Gregg Bingham (LB)	1973-1984	1,970
2. Robert Brazile (LB)	1975-1984	1,281
3. Keith Bulluck (LB)	2000-2009	1,265
4. Michael Griffin (S)	2007-2015	912
5. Ted Washington (LB)	1973-1982	907
6. Al Smith (LB)	1987-1996	877
7. John Grimsley (LB)	1984-1990	836
8. Blaine Bishop (S)	1993-2001	788
9. Ray Childress (DL)	1985-1995	784
10. Steve Kiner (LB)	1974-1978	738
11. Marcus Robertson (S)	1991-2000	700



TACKLES BY TITANS SAFETIES, 1990–2015

Since the start of the 1990 campaign, **Michael Griffin** has two of the team's top single-season tackle totals among safeties. His 153 stops in 2010 top the list, and his 115 tackles in 2014 tied for seventh place.

Most total tackles in a single season by Titans safeties, 1990–2015 (from coaches' statistics):

Safety	Season	Total	Solo	Assist
1. Michael Griffin	2010	153	99	54
2. Bernard Pollard	2013	142	93	49
3. Chris Hope	2010	133	85	48
4. Chris Hope	2006	128	99	29
5. Jordan Babineaux	2011	117	81	36
6. Blaine Bishop	1998	116	74	42
7. Michael Griffin	2014	115	83	32
8. Blaine Bishop	1999	115	85	30
9. Blaine Bishop	1994	112	75	37
10. Marcus Robertson	1994	111	80	31

MOST CAREER GAMES, FRANCHISE HISTORY

In the 2015 season finale, safety **Michael Griffin** played in his 141st career game. In doing so, he passed former Oilers cornerback **Cris Dishman** (140) and into a tie with **Warren Moon** for 17th place on the team's all-time games played list.

Griffin has been one of the team's most durable players throughout his career. From 2007 through 2015, he missed only two games due to injury. The only defensive back in team annals to appear in more games is cornerback **Zeke Moore** (145).

Most games played in franchise history:

Player (Position)	Seasons	Games
1. Bruce Matthews (OL)	1983-2001	296
2. Elvin Bethea (DE)	1968-1983	210
3. Brad Hopkins (T)	1993-2005	194
4. Craig Hentrich (P)	1998-2009	177
5. Gregg Bingham (LB)	1973-1984	173
6. Ray Childress (DL)	1985-1995	160
7. Mike Munchak (G)	1982-1993	159
8. Keith Bulluck (LB)	2000-2009	157
9. Benji Olson (G)	1998-2007	152
10. Al Del Greco (K)	1991-2000	151
11. Michael Roos (T)	2005-2014	148
12. Robert Brazile (LB)	1975-1984	147
13. Ted Thompson (LB)	1975-1984	146
14. Zeke Moore (CB)	1967-1977	145
15. Rob Bironas (K)	2005-2013	144
Ken Burrough (WR)	1971-1981	144
17. Michael Griffin (S)	2007-2015	141
Warren Moon (QB)	1984-1993	141
19. Cris Dishman (CB)	1988-1996	140
20. Steve McNair (QB)	1995-2005	139

GAMES PLAYED BY SAFETIES, 2007–2015

Since entering the NFL in 2007, **Michael Griffin** is among the NFL leaders for games played by safeties.

Most games played by NFL safeties from 2007–2015:

Player	Games
1. Michael Griffin	141
Corey Graham	141
3. Reggie Nelson	138
4. Mike Adams	137
Eric Weddle	137
6. Roman Harper	135
7. Antrel Rolle	134
8. Antoine Bethea	132
Charles Woodson	132
10. Will Allen	131
Donte Whitner	131

#21 • S DA'NORRIS SEARCY

[CLICK FOR COMPLETE BIO \(PDF\)](#)



Safety **Da'Norris Searcy** (5-11, 207) completed his fifth NFL season and his first season with the Titans in 2015. He was signed as an unrestricted free agent on March 12, 2015.

During his first season in Tennessee, he appeared in 15 games with 13 starts. He totaled 54 tackles, a half sack, one quarterback pressure, one interception and four passes defended.

Searcy arrived in Tennessee after spending four years with the Buffalo Bills, who selected him in the fourth round (100th overall) of the 2011 NFL Draft. His career totals in Buffalo included 23 starts and 62 total games played, and he amassed 195 tackles, four sacks, five interceptions, two touchdowns (one interception return/one fumble return), 13 passes defended, 10 tackles for loss, three forced fumbles, three fumble recoveries and 18 special teams stops.

He became a full-time starter in his final two seasons in Buffalo, totaling 3.5 sacks and 69 tackles in 2013 and a career-high three interceptions and 58 stops the following year.

At the University of North Carolina, the Decatur, Ga., native notched 23 starts in 48 games as a two-year starter at strong safety and the team's leading return man. He finished his Tar Heel career with 106 tackles, two sacks and five interceptions, and he returned 35 punts for 440 yards and 20 kickoffs for 484 yards.

2015 Highlights:

- **At Tampa Bay (9/13)**, recorded four tackles in his Titans debut.
- **At Cleveland (9/20)**, posted three tackles.
- **Against Indianapolis (9/27)**, posted four tackles.
- **Against Miami (10/18)**, registered eight tackles and added three passes defended.
- **Against Atlanta (10/25)**, totaled five tackles.
- **At Houston (11/1)**, posted three tackles.
- **At New Orleans (11/8)**, registered a pair of tackles.
- **Against Carolina (11/15)**, notched four tackles.
- **At Jacksonville (11/19)**, posted three tackles.
- **Against Oakland (11/29)**, registered five tackles.
- **Against Jacksonville (12/6)**, posted four tackles, a quarterback pressure and a half sack. Late in the fourth quarter on fourth down, he combined with Karl Klug to sack Blake Bortles for an 11-yard loss on what would be Jacksonville's last scrimmage play.
- **At New York Jets (12/13)**, recorded a tackle before leaving the game with a hamstring injury.
- **At New England (12/20)**, he was inactive due to a hamstring injury.
- **Against Houston (12/27)**, recorded four tackles.
- **At Indianapolis (1/3)**, notched three tackles and posted his first interception in a Titans uniform (sixth career interception), picking off a Josh Freeman pass in the first quarter. He intercepted the pass at the Indianapolis 10-yard line and returned the ball to the five-yard line to set up a Titans score on the ensuing play.



Searcy's Career Regular Season Statistics:

Year	Team	GP	GS	Tackle	Sack	TFL	QBP	Int	PD	FF	FR
2011	Buf	16	3	29	0.0	0	0	1	1	0	0
2012	Buf	15	0	35	0.0	4	0	0	1	2	0
2013	Buf	16	7	69	3.5	5	3	1	7	0	1
2014	Buf	15	13	58	0.5	1	2	3	5	1	1
2015	Ten	15	13	54	0.5	0	1	1	4	0	0
Totals		77	36	245	4.5	10	6	6	18	3	2

MORE TITANS SAFETIES**31 - S JOSH AUBREY**

➤ **Josh Aubrey** (5-10, 207) was signed from the practice squad to the 53-man roster on Dec. 16, 2015. He originally joined the team as a free agent on Aug. 6, 2015.

➤ After entering the NFL as an undrafted free agent with Cleveland Browns in 2013, he spent his rookie season with the Browns and the 2014 campaign with the Houston Texans, playing in eight total games.

➤ In 2014, he played in two games for the Texans as a reserve on special teams.

➤ At Stephen F. Austin (2009-12), he was a four-time all-conference selection who started 46 games. His college totals included 255 tackles, seven interceptions and 3.5 sacks.

➤ He is a native of Tyler, Texas.

2015 Highlights:

➤ In 2015, he spent the majority of the season on the practice squad before appearing in one game on special teams.

➤ **At New England (12/20)**, made his Titans debut on special teams.

28 - DB MARQUESTON HUFF

➤ **Marqueston Huff** (5-11, 196) was selected by the Titans in the fourth round (122nd overall) of the 2014 NFL Draft.

➤ In 2014, he played in 14 contests with one start at safety. He ranked second on the team with 11 special teams tackles, and on defense, he added 14 tackles, a sack, two tackles for loss, a quarterback pressure and an interception for a touchdown.

➤ During his career at Wyoming, Huff played cornerback for for his first three seasons before moving to free safety for his senior campaign. He started 35 total games and ended his career with six interceptions, tying him for 11th in school history. His career totals also included 249 total tackles, seven tackles for loss, three forced fumbles, six fumble recoveries and 16 passes defended.

➤ As a senior in 2013, he was named second-team All-Conference after posting two interceptions and leading Mountain West defensive backs with 127 tackles.

➤ At the 2014 NFL Scouting Combine, he ran a 4.49-second 40-yard dash.

2015 Highlights:

➤ In 2015, he played in all 16 games as a core special teams performer. He led the squad with 15 special teams tackles and added six tackles and a pass defended on defense.

➤ **At New England (12/20)**, recorded three tackles as a reserve on defense.

S DAIMION STAFFORD

➤ **Daimion Stafford** (6-1, 218) was selected by the Titans in the seventh round (248th overall) of the 2013 NFL Draft.

➤ His 25 special teams tackles from 2013-2014 led the Titans.

➤ In 2014, he played in 15 games and led the team with 13 special teams tackles. He also tallied 33 tackles, a sack, two quarterback pressures, two tackles for loss, three passes defended and an interception as a reserve on defense.

➤ As a rookie in 2013, Stafford played in all 16 games, primarily in a special teams role. He finished fourth on the team with 12 special teams tackles and added a forced fumble on special teams and a tackle on defense.

➤ The Riverside, Calif., native played two seasons at Nebraska (2011-12) after spending a pair of seasons (2009-10) at Chaffey College in Rancho Cucamonga, Calif. At Nebraska, he started 26 of 27 games and totaled 176 tackles, 1.5 sacks, a quarterback pressure, seven tackles for loss, four interceptions, 17 passes defended, three forced fumbles and two fumble recoveries. As a senior, he earned first-team All-Big Ten honors after leading the team with four interceptions and ranking second on the squad with 96 tackles.

2015 Highlights:

➤ In 2015, he played in all 16 games with two starts. He totaled 20 tackles, one sack, one quarterback pressure, one tackle for loss and five passes defended. He also ranked fourth on the team with nine special teams tackles.

➤ **Against Atlanta (10/25)**, recorded his first career start in place of Michael Griffin (knee) and notched a pair of tackles and a pass defended.

➤ **Against Carolina (11/15)**, helped end a Carolina series with a 10-yard sack of Cam Newton on third down.

➤ **Against Oakland (11/29)**, he posted three tackles and a pass defended on defense. Additionally, in the third quarter, he recorded his first career fumble recovery on special teams, jumping on the ball after it fumbled by kickoff returner Jeremy Ross.

➤ **At New England (12/20)**, started for Da'Norris Searcy (hamstring injury) and posted five tackles and a pass defended.

**TITANS SPECIALISTS****KICKERS**

No.	Name	Ht	Wt	Exp	College
4	Succop, Ryan	6-2	218	7	South Carolina

PUNTERS

No.	Name	Ht	Wt	Exp	College
6	Kern, Brett	6-2	214	8	Toledo

RETURNERS

No.	Name	Ht	Wt	Exp	College
83	Douglas, Harry	6-0	183	8	Louisville
16	McBride, Tre	6-0	210	R	William & Mary
22	McCluster, Dexter (IR)	5-8	170	5	Mississippi
20	Sankey, Bishop	5-10	209	2	Washington

LONG SNAPPERS

No.	Name	Ht	Wt	Exp	College
48	Brinkley, Beau	6-4	248	4	Missouri

#6 • P BRETT KERN

[CLICK FOR COMPLETE BIO \(PDF\)](#)

Punter **Brett Kern** (6-2, 214) completed his eighth NFL season and his sixth full campaign with the Titans in 2015. He was claimed off waivers by the Titans in 2009.


During his time in Tennessee, Kern has placed his name at the top of most of the franchise's leaderboards at his position. At the end of the 2015 campaign, he ranked as the team's all-time career leader in both gross punting average (45.3 yards) and net punting average (40.1). He punted 535 times in a Titans uniform from 2009-2015, second all-time for the franchise behind **Craig Hentrich's** 861 punts.

In 2015, Kern continued his assault on the team's all-time punting records and accomplished a first-of-its-kind NFL feat, becoming the first punter in league history to record 80 or more punts, a net average of 40 yards, and one or zero touchbacks in a single season. His season totals included 88 punts (tied for fifth place in franchise history), a 47.4-yard gross average (second in franchise history), a 40.3 net average (third in franchise history), a career-high 34 punts inside the 20 (third in franchise history) and only one touchback (career low).

In 2014, Kern launched a career-high 88 total punts for a gross average of 46.8 yards and a net average of 40.8 yards, which broke his own single-season team record (40.4-yard net average in 2012). He owns the top five net punting seasons in franchise history and six of the team's top eight net punting seasons.

Kern produced one of the best punting seasons in team history in 2012. He set franchise records with a gross punting average of 47.6 yards and a net punting average of 40.4 yards (he broke the mark in 2014). Thirty of his 81 punts were placed inside the opponent's 20-yard line (37.0 percent).

Kern's 2011 statistics included 86 punts for a gross average of 43.6 yards. His net average of 39.4 yards set a then-career high and then-fran-



chise record, narrowly beating out **Craig Hentrich's** previous franchise record of 39.2 net yards per punt in 1998.

Kern was claimed by the Titans off waivers from the Denver Broncos on Oct. 27, 2009. He spent the entire 2008 season and the first six games of 2009 campaign in Denver, totaling 73 punts and a 46.5-yard average in 22 games with the Broncos.

In 2008, Kern ranked fifth in the league with a 46.7-yard punting average that marked the third-best season total by a Bronco in club history. At the time, his punting average was the best in NFL history by a rookie. He was named to the All-Rookie team by Pro Football Weekly/PFWA and The *Sporting News*.

The Grand Island, N.Y., native was originally signed by the Broncos as a rookie free agent on April 28, 2008, following four seasons at the University of Toledo.

2015 Highlights:

- In four preseason games, averaged 48.2 yards on 16 punts.
- **At Tampa Bay (9/13)**, averaged 47.3 yards (43.0 net) on four punts with one punt placed inside the 20. He pinned the Buccaneers on the two-yard line with a 38-yard punt in the third quarter.
- **Against Indianapolis (9/27)**, averaged 42.4 yards on five punts (42.4 net) with two punts placed inside the 20. He did not allow a return on five punts.
- **Against Buffalo (10/11)**, averaged 41.8 yards on six punts (31.8 net) with three punts placed inside the 20. His punts forced the Bills to start drives at their own 11-yard line twice and once at their eight-yard line.
- **Against Atlanta (10/25)**, averaged 43.6 yards (41.9 net) on seven punts with five punts placed inside the 20.
- **At Houston (11/1)**, punted seven times for 349 yards, recording a gross average of 49.9 yards per punt and a net average of 45.9 yards per punt. He also placed three punts inside the 20. Six of his seven punts went at least 50 yards or pinned the Texans inside the 20. His 45.9 net average was the 13th best single-game performance on record for the team (since 1976, minimum four punts).
- **At New Orleans (11/8)**, for the second consecutive week, turned in one of the top 15 net punting performances in team history. With five punts for 253 yards (50.6 gross average) and two punts inside the 20, his 46.4 net average ranked 11th in team annals for a single game (since 1976, minimum four punts).
- **Against Carolina (11/15)**, set a season high with a 51.8-yard average on five punts against the Panthers (39.6 net average).
- **At Jacksonville (11/19)**, averaged 45.2 yards (30.0 net) on five punts with two placed inside the 20. He played in his 100th career game with the Titans. On his fifth punt of the evening, he became the third player to reach 500 punts with the franchise, joining Craig Hentrich and Jim Norton.
- **Against Oakland (11/29)**, averaged 47.8 yards (39.7 net) on six punts with one punt placed inside the 20.
- **Against Jacksonville (12/6)**, averaged 44.3 yards (38.3 net) on three punts with one punt placed inside the 20.
- **At New York Jets (12/13)**, averaged 48.2 yards (42.8 net) on six punts with one punt placed inside the 20.
- **At New England (12/20)**, punted five times, averaging 54.4 gross yards and 47.2 net yards with one punt placed inside the 20. His punts went for 51, 48, 61, 56 and 56 yards, respectively. The gross average was the sixth best in franchise history (minimum four punts to qualify) and the fifth best of his career, and the net average was the ninth best in team history and the eighth best of his career.
- **Against Houston (12/27)**, recorded nine punts for a gross average of 47.4 yards and a net average of 43.3 yards. It was the second game in his career with at least nine punts (10 against the New York Jets on Dec. 17, 2012). Kern set a new career high with seven punts placed inside the opponent's 20-yard line, which also qualified as the most ever recorded for the franchise (statistic tracked since 1976) and the most by any NFL punter in 2015. The seven punts inside the 20 also tied for the third-highest total in any NFL game since 1976. On his third punt of the day, Kern passed Jim Norton (522) for second place on the franchise's all-time career punting list.
- **At Indianapolis (1/3)**, punted six times, averaging 50.0 gross yards and 47.0 net yards per attempt, with two punts placed inside the 20. His net average set a season high and was the 10th-best single-game net average in franchise history.

Kern's Career Regular Season Statistics:

Year	Team	GP	No	Yds	Avg	Lg	TB	In20	Net
2008	Den	16	46	2,150	46.7	64	4	13	37.8
2009	Den/Ten	16	64	2,910	45.5	67	10	27	38.5
2010	Ten	16	77	3,302	42.9	68	4	24	39.1
2011	Ten	16	86	3,747	43.6	64	7	31	39.4
2012	Ten	16	81	3,855	47.6	71	5	30	40.4
2013	Ten	16	78	3,386	43.4	63	2	32	39.7
2014	Ten	16	88	4,118	46.8	79	7	28	40.8
2015	Ten	16	88	4,175	47.4	61	1	34	40.3
Totals		128	608	27,643	45.5	79	40	219	39.6

SINGLE-SEASON GROSS AVG., TEAM HISTORY

In 2012, **Brett Kern** set a new franchise record with a gross punting average of 47.59 yards. He topped **Craig Hentrich's** previous record of 47.22 yards, set in 1998.

Highest single-season gross punting average, franchise history:

Player	Year	Gross Average
1. Brett Kern	2012	47.59
2. Brett Kern	2015	47.44
2. Craig Hentrich	1998	47.22
3. Greg Montgomery	1992	46.92
4. Brett Kern	2014	46.80
5. Greg Montgomery	1993	45.59
6. Reggie Roby	1996	44.37

SINGLE-GAME NET AVERAGE, TEAM HISTORY

Brett Kern owns 14 of the franchise's top 18 net punting performances (since 1976).

Highest single-game net punting average, since 1976 (min. 4 punts):

Player	Date	Opp	Punt	Gross Avg	TB	In20	Net Avg
1. Greg Montgomery	09/19/93	SD	5	57.6	1	0	49.8
2. Greg Montgomery	12/27/92	Buf	5	59.2	1	2	49.4
3. Brett Kern	11/25/12	Jax	4	50.3	0	1	49.0
4. Brett Kern	11/09/14	Bal	8	51.8	0	0	48.8
5. Brett Kern	10/26/14	Hou	6	51.7	0	2	48.7
6. Brett Kern	09/16/12	SD	7	51.6	1	3	48.6
7. Craig Hentrich	11/04/01	Jac	4	57.5	0	2	48.5
8. Brett Kern	11/11/12	Mia	4	52.0	0	3	48.0
9. Brett Kern	12/20/15	NE	5	54.4	0	1	47.2
10. Brett Kern	01/03/16	Ind	6	50.0	0	2	47.0
11. Brett Kern	09/15/13	Hou	8	47.8	0	1	46.6
12. Brett Kern	01/03/10	Sea	4	53.5	1	1	46.5
13. Brett Kern	11/08/15	NO	5	50.6	0	2	46.4
14. Craig Hentrich	09/20/09	Hou	4	49.8	0	1	46.3
15. Brett Kern	12/28/14	Ind	7	54.7	1	3	46.1
16. Brett Kern	11/01/15	Hou	7	49.9	0	3	45.9
17. Brett Kern	01/01/12	Hou	6	47.7	0	4	45.8
Brett Kern	12/04/11	Buf	5	47.8	0	4	45.8



FRANCHISE CAREER PUNTING LEADERS

Brett Kern is the all-time career leader in Titans/Oilers history in both gross punting average and net punting average. He ranks second in team annals in career punts, behind only **Craig Hentrich** (861).

Highest career gross punting average, franchise history (minimum 250 punts):

Player	Years	Gross Avg.
1. Brett Kern	2009-2015	45.3
2. Greg Montgomery	1988-1993	43.6
3. Craig Hentrich	1998-2009	42.9
4. Jim Norton	1960-1968	42.1
5. Cliff Parsley	1977-1982	39.8
6. Dan Pastorini	1971-1979	39.7

Highest career net punting average, franchise history (since 1976, minimum 250 punts):

Player	Years	Net Avg.
1. Brett Kern	2009-2015	40.1
2. Craig Hentrich	1998-2009	37.2
3. Greg Montgomery	1988-1993	36.6
4. Cliff Parsley	1977-1982	32.3

Most career punts, franchise history:

Player	Years	Punts
1. Craig Hentrich	1998-2009	861
2. Brett Kern	2009-2015	535
3. Jim Norton	1960-1968	522

SINGLE-SEASON NET AVG., TEAM HISTORY

Titans punter **Brett Kern** owns the top five net punting seasons in franchise history and six of the team's top eight net punting seasons.

In 2014, he broke the franchise record for net punting average for the third time, posting a mark of 40.76 yards. He originally set the club mark in 2011 with a 39.37-yard net average, eclipsing **Craig Hentrich's** 1998 net average of 39.22 yards. Then, in 2012, he produced a 40.36-yard net average, and in 2015, he averaged 40.34 net yards per attempt.

Highest single-season net punting average, franchise history:

Player	Year	Net Average
1. Brett Kern	2014	40.76
2. Brett Kern	2012	40.36
3. Brett Kern	2015	40.34
4. Brett Kern	2013	39.70
5. Brett Kern	2011	39.37
6. Craig Hentrich	1998	39.22
7. Greg Montgomery	1993	39.13
8. Brett Kern	2010	39.06
9. Craig Hentrich	1999	38.10
10. Craig Hentrich	2004	37.99



#4 • K RYAN SUCCOP

[CLICK FOR COMPLETE BIO \(PDF\)](#)



Kicker **Ryan Succop** (6-2, 218) completed his seventh NFL season and his second campaign with the Titans in 2015. He was signed by the Titans as a free agent on Sept. 1, 2014.

During his second season in Tennessee, Succop connected on 14 of his 16 field goal attempts and 29 of his 31 extra point attempts to total 71 points. His 87.5 percent success rate on field goals set a personal best and ranked as the sixth-highest figure in franchise history.

In his first year in Tennessee, he set a then-career high by making 86.4 percent of his field goal attempts. He was 19-of-22 and also connected on all 27 of his extra point attempts.

Succop's previous five seasons were spent with the Kansas City Chiefs, who chose him with the last pick of the 2009 NFL Draft (256th overall).

In his career with the Chiefs, he posted four 100-point seasons and made 81.0 percent (119-147) of his field goal attempts. Over his final three years there (2011-13), 52 percent of his kickoffs resulted in touchbacks, a number that ranked 11th in the NFL during that span.

In 2013, he tallied career highs for points (118) and touchbacks (47). He also posted the second-best percentage of his career for field goals made inside of 50 yards, connecting on 87.5 percent (21-24) of those attempts. During his Chiefs career, he produced five game-winning kicks.

A native of Hickory, N.C., Succop played in 50 games for the University of South Carolina Gamecocks, hitting 49 of 69 field goals (71.0%) and converting 104 of 106 PATs. His 251 points made up the second-highest total in school history.

2015 Highlights:

- In four preseason games, he made all five field goal attempts and seven of his eight extra point attempts.
- **At Tampa Bay (9/13)**, tied his career high by making all six extra point attempts.
- **At Cleveland (9/20)**, made both of his extra point attempts.
- **Against Indianapolis (9/27)**, made both field goal attempts (38 and 21 yards) and all three extra point attempts. He also set a career high with six touchbacks on kickoffs.
- **Against Buffalo (10/11)**, played in the 100th game of his career. He made both of his field goals (21 and 41 yards) and his only extra point attempt.
- **Against Miami (10/18)**, made his only field goal attempt (37 yards) and his only extra point attempt to give him 200 consecutive successful PATs to begin his career.
- **Against Atlanta (10/25)**, made his only extra point attempt.
- **At Houston (11/1)**, was successful on both of his field goal attempts, connecting on kicks of 35 and 44 yards. It gave him a streak of 13 consecutive field goals, including all seven attempts in 2015.
- **At New Orleans (11/8)**, made his first two field goals from 51 and 29 yards before missing his final attempt off the crossbar. In the first quarter, his 51-yard field goal was his longest since he hit a 51-yarder on Dec. 14, 2014. In the third quarter, his 29-yarder gave him 15 consecutive field goals dating back to the 2014 season. It ranked as the seventh-longest such streak in franchise history. The streak, which tied for Succop's second-longest streak of his career (22 in 2011, 15 from 2009-2010), came to an end with a 55-yard miss off the crossbar late in the fourth quarter.
- **Against Carolina (11/15)**, made his only field goal attempt (45 yards) and his only extra point attempt.
- **At Jacksonville (11/19)**, made field goals of 47 and 49 yards (missed from 53 yards).
- **Against Oakland (11/29)**, made one of his two extra point attempts. In the first quarter, his streak of 205 successful extra point attempts to begin his career was snapped when his attempt was blocked.
- **Against Jacksonville (12/6)**, tied his career high with six PATs on six attempts.
- **At New England (12/20)**, made his only field goal attempt (49 yards) and made one of his two extra point attempts.
- **At Indianapolis (1/3)**, made his only field goal attempt (49 yards) and all three of his extra point attempts.

Succop's Career Regular Season Statistics:

Year	Team	GP	FGM	FGA	Pct	Lg	XPM	XPA	Pts
2009	KC	16	25	29	86.2	53	29	29	104
2010	KC	16	20	26	76.9	53	42	42	102
2011	KC	16	24	30	80.0	54	20	20	92
2012	KC	16	28	34	82.4	52	17	17	101
2013	KC	16	22	28	78.6	51	52	52	118
2014	Ten	16	19	22	86.4	51	27	27	84
2015	Ten	16	14	16	87.5	51	29	31	71
Totals		112	152	185	82.2	54	216	218	672

SINGLE-SEASON FIELD GOAL PERCENT

Ryan Succop owns two of the top single-season field goal percentages in franchise history. In 2015, he made 87.5 percent of his attempts, which ranks sixth in team annals, and his 86.4 percent success rate in 2014 ranks ninth.

Highest field goal percentage in a season, franchise history:

Player	Season	Made	Att	Pct
1. Rob Bironas	2010	24	26	92.3
Al Del Greco	1998	36	39	92.3
3. Rob Bironas	2011	29	32	90.6
4. Rob Bironas	2007	35	39	89.7
5. Rob Bironas	2008	29	33	87.9
6. Ryan Succop	2015	14	16	87.5
7. Gary Anderson	2003	27	31	87.1
Al Del Greco	1995	27	31	87.1
9. Ryan Succop	2014	19	22	86.4
10. Rob Bironas	2013	25	29	86.2

RYAN SUCCOP'S CAREER GAME-WINNING FIELD GOALS

A game-winning field goal is defined as one that was the final score of the game and gave the kicker's team the lead at any time in the fourth quarter or overtime.

Date	Team	Opponent	Distance	Quarter
9/23/12	Kansas City	at New Orleans	31 yards	Overtime
10/31/11	Kansas City	vs. San Diego	30 yards	Overtime
9/19/10	Kansas City	at Cleveland	23 yards	4th Quarter
10/31/10	Kansas City	vs. Buffalo	35 yards	Overtime
11/22/09	Kansas City	vs. Pittsburgh	22 yards	Overtime

CONSECUTIVE FIELD GOALS

From the final three games of the 2014 campaign through the first eight games of 2015, **Ryan Succop** made 15 consecutive field goals. His streak ranks seventh in franchise history.

Longest streaks of field goal attempts without a miss, franchise history:

Kicker	Season(s)	Consecutive Field Goals
1. Rob Bironas	2011–2012	20
Rob Bironas	2010	20
Rob Bironas	2007–2008	20
Al Del Greco	1998–1999	20
5. Rob Bironas	2007	19
6. Al Del Greco	1995–1996	18
7. Ryan Succop	2014–2015	15
8. Rob Bironas	2011	14
Al Del Greco	1999–2000	14
10. Al Del Greco	1994–1995	13

MORE TITANS SPECIALISTS

48 - LS BEAU BRINKLEY

➤ Long snapper **Beau Brinkley** (6-4, 248) is in his fourth NFL season in 2015. He was signed as an undrafted free agent in 2012 and re-signed to a multi-year contract in 2015.

➤ In 2014, he played in all 16 games for the third consecutive year and tied for third on the team with a career-high 10 special teams tackles. He helped Brett Kern set a new team record for single-season net punting average.

➤ In 2013, Brinkley saw action in all 16 games and posted six special teams stops.

➤ In 2012, his consistency helped Brett Kern set the franchise records for both gross and net punting average in 2012.

➤ The Kearney, Mo., native spent four seasons as Missouri's long snapper after joining the team as a preferred walk-on. Appeared in 50 career games during his time at Missouri.

2015 Highlights:

➤ In 2015, he played in all 16 games for the fourth consecutive season. He helped Brett Kern become the first punter in league history to record 80 or more punts, a net average of 40 yards, and one or zero touchbacks in a single season. He also served as the long snapper for kicker Ryan Succop, who went 14-of-16 and whose 87.5 percent success rate on field goals was the sixth-best in franchise history.

22 - RB/KR/PR DEXTER MCCLUSTER

➤ Running back/returner **Dexter McCluster** (5-8, 170) is in his sixth NFL season and his second campaign with the Titans. He was signed as an unrestricted free agent on March 13, 2014.

➤ In 2014, a knee injury brought his 2014 campaign to an early end. He was placed on injured reserve on Dec. 18. Prior to that, he played in 14 games (two starts) and totaled 131 yards on 40 carries and 197 yards and a touchdown on 26 receptions. He also led the team with 22 punt returns for a 7.0-yard average.

➤ During his four seasons in Kansas City, McCluster returned 79 punts for 959 yards (12.1 avg.) and three touchdowns as well as 52 kickoffs for 1,087 yards.

➤ In 2013, he was named to his first Pro Bowl, earning the honor as a punt returner. Additionally, he earned second-team All-Pro as a punt returner by the Associated Press. He recorded a league-best 686 yards on 58 punt returns with a pair of touchdowns.

➤ Read more on McCluster earlier in this release among the team's running backs.



TITANS TIDBITS: THE BEST OF TITANS OFF-THE-FIELD HIGHLIGHTS

RB ANTONIO ANDREWS

➤ Andrews attended Fort Campbell (Ky.) High School, which is approximately 60 miles northwest of Nashville. As a high school senior, he was named the state of Kentucky's "Mr. Football" as a dual-threat quarterback.

S JOSH AUBREY

➤ Aubrey's twin brother, Jordan, was also a member of Stephen F. Austin's football team. Josh also played with his cousin Keavon Milton with the Cleveland Browns. The two had not previously played on the same team, or competed against each other, despite growing up about 45 minutes apart in East Texas.

LB DAVID BASS

➤ Bass became only the fifth player from Missouri Western State to reach the NFL.

T BYRON BELL

➤ Bell is proud to be a native of Greenville, Texas, and the city reciprocates the feelings. The town of 25,557 named the street he grew up on "Byron Bell Street" and the mayor gave him a key to the city as a rookie.
➤ Bell was recruited out of high school by current Titans offensive line coach Bob Bostad, who was a member of the New Mexico coaching staff. Bostad left for a position with Wisconsin before Bell arrived on the Lobos' campus.

DE ANGELO BLACKSON

➤ Blackson's legal guardian in his youth was his sister, Dalila Newman. She raised Angelo since he was six years old and he says he learned everything from her.
➤ Blackson was on the field for the famous "Kick 6" play during the Auburn and Alabama game in 2013. Blackson lined up on the defensive front to attempt to block the field goal and served as a blocker on the game-winning missed field goal return for a touchdown.

LS BEAU BRINKLEY

➤ Brinkley's father, Mike, was an All-American defensive end and long snapper at Missouri Valley College. Beau learned to long snap when he was just seven years old.
➤ Brinkley raced four-wheelers in the Extreme Dirt Track Racing Series while growing up in Missouri. He traveled the country competing in both motor cross and flat track competitions and won a flat track regional title in 2005.
➤ In June 2015, Brinkley participated in the Nashville Sports Council Golf Tournament at Gaylord Springs Golf Course. On the par-3 eighth hole, he sunk a hole-in-one to win a barrel of Jack Daniel's whiskey.

ILB ZACH BROWN

➤ As a sophomore at North Carolina, Brown set the Tar Heels school record in the indoor 60-meter dash with a time of 6.72 seconds.
➤ Since his childhood, Brown has always been interested in deep sea creatures. Eventually, he would like to have a huge circular fish tank in his home with a few small sharks.
➤ Brown was a unique athlete in high school. He was a state champion wrestler and a two-time state champion sprinter in Maryland. As a senior, he posted a 29-0 record on the wrestling mat, recording 17 pins and five technical falls. He also captured the state class 3-A title in the 100-meter dash (10.67 seconds) and 200-meter dash (21.52), becoming the first player in school history to win a state title in track.

DT JURRELL CASEY

➤ Family members, friends and teammates call him "Tut-Tut," a nickname he earned from his aunt as a small child because she said he walked like a turtle.
➤ Casey has nine brothers and sisters.
➤ When he was in high school, his older brother, Jurray, was convicted of first-degree murder. Despite the turmoil it caused, Jurrell credits his brother for helping him re-focus on becoming a better football player and student.
➤ Casey calls his mother, Collette Burns, a cafeteria worker in the Long Beach Unified School District, "the inspiration in my life" for how hard she worked to provide for Jurrell and his siblings.

RB DAVID COBB

➤ During his youth, Cobb says he was a huge fan of Titans running back Eddie George. He even wore jersey number 27 through college because of George.
➤ Cobb is the cousin and former Minnesota roommate of linebacker Damien

Wilson, who was drafted by the Dallas Cowboys 11 spots (127th overall) before Cobb in the 2015 NFL Draft.

➤ His father, Caesar Cobb, is a retired U.S. Army Lieutenant Colonel who served tours in Iraq and Kosovo. Caesar, who also played college football at Alcorn State, now works as a contractor.

CB PERRISH COX

➤ Cox began playing football in large part to his father Perrish Cox, Sr. His dad, who played baseball at Southern University, was his coach and mentor growing up and taught him the importance of hard work and setting goals.
➤ Cox enjoys bowling as a hobby. He has rolled a high score of 276 and as a member of the Denver Broncos, he competed in a bowling league during his free time.

OLB YANNIK CUDJOE-VIRGIL (YAHN-ik KOO-joe VER-jil)

➤ His hobbies include playing video games and DJ'ing.
➤ He served on the Maryland Leadership Council for two seasons.

WR HARRY DOUGLAS

➤ Douglas' brother, Toney, is a six-year NBA veteran who currently plays for the New Orleans Pelicans. Harry tries to attend as many of Toney's games as possible.

TE ANTHONY FASANO

➤ Fasano established the Anthony Fasano Foundation in 2007 to serve underprivileged youth in New Jersey.
➤ Fasano speaks Italian and Spanish fluently.

FB JALSTON FOWLER

➤ Fowler lists his mother, Dana, as the person that inspires him the most. When his brother, Joe, was accidentally shot and killed at a friend's house in 2007, she stayed strong and kept the family together.
➤ Fowler's nickname is "Nudie." His father gave it to him as a baby because he was always running around the house naked. Fowler has nicknamed his son, Jalston Jr., "Toodie."

C ANDY GALLIK

➤ Gallik's brother, Matt, is a professional volleyball player who currently plays for the Great Lakes Lightning.
➤ Gallik enjoys fishing and considers himself a movie buff. He is also an avid fan of the NHL's Chicago Blackhawks.
➤ His "bucket list" includes visiting the Egyptian pyramids and to "see his parents retire happy."

WR DORIAL GREEN-BECKHAM

➤ Green-Beckham never knew his biological father and lived in several foster homes before John Beckham, his high school coach, and his wife Tracy officially adopted him on Dec. 30, 2009. The Beckhams first brought Green and his younger brother Darnell into their home in 2006.
➤ Green-Beckham's brother, Darnell, received treatment for acute lymphoblastic leukemia but is in remission. Darnell was a three-star receiver in high school and signed a letter of intent to play for Missouri, but decided to pursue a career in modeling instead.
➤ Green-Beckham's brother, Darnell, wore 10 and Dorial wore 5 in high school. When Darnell got cancer, Dorial chose 15 when he arrived at Missouri to show Darnell the two were together in everything.
➤ Green-Beckham was a two-time USA Today High School All-American (2010 and 2011) at Hillcrest High School in Springfield, Mo. He posted a national prep record of 6,353 receiving yards and 75 receiving touchdowns and was the first wide receiver to be named USA Today Offensive Player of the Year since Andre Hastings in 1989. Recruiting analyst Tom Lemming called Green-Beckham the best wide receiver prospect since Randy Moss.

S MICHAEL GRIFFIN

➤ Griffin grew up playing football with his fraternal twin brother, Marcus, as a teammate. Both attended the University of Texas with Marcus redshirting his first season while Michael played immediately.
➤ Griffin returned to the University of Texas during the 2008 offseason to pursue his college degree in youth and community studies.
➤ Griffin is the product of two military parents. His father, Ronald, served more than 20 years with the U.S. Air Force, while his mother, Mae, was in the U.S. Navy for more than two decades. The couple met while serving in Korea and were later married and had twin sons, Michael and Marcus.

TITANS TIDBITS: THE BEST OF TITANS OFF-THE-FIELD HIGHLIGHTS

CB BRANDON HARRIS

➤ Harris' father, Tim, was named USA Today National Coach of the Year in 2007 at Miami's Booker T. Washington High School. He was also Texans wide receiver Andre Johnson's high school offensive coordinator at Miami Sr. High.

NT SAMMIE HILL

➤ At Stillman, Hill and two college teammates were heroic in their efforts to save a man from a burning house. The three Stillman players were driving by a house when they noticed a distressed woman who needed help. She told Hill and his teammates that her father was inside and they proceeded to rescue him from the burning building.

➤ In Nashville, he is a short three-hour ride from his hometown of West Blocton, Ala.

➤ Hill is a big collector of hats and shoes. His favorite hat is his St. Louis Cardinals hat, and his favorite shoe is the Nike Air Force One.

DB MARQUESTON HUFF

➤ Huff's wife, Sherelle, is in the Air Force Reserves.

➤ He overcame difficult circumstances as a child, thanks in large part to his aunt and uncle, Rhonda and Richard Carson, who took their nephew in when he was in the second grade.

➤ Huff is good friends with 49ers running back LaMichael James, who grew up in the same neighborhood in Texarkana.

WR JUSTIN HUNTER

➤ Hunter was one of the nation's top track-and-field athletes in high school. He finished as the top junior in the long jump at the 2010 USA Outdoor Championships with a leap of 25-feet-10¾-inches and qualified for IAAF World Junior Championships. Track & Field News rated him the country's No. 3 long jumper, No. 7 high jumper and No. 14 triple jumper. He won Virginia state titles in both the high jump and long jump and finished second in the triple jump.

➤ Hunter continued his track and field career as a freshman at Tennessee. He was named first-team USTFCCA Indoor All-American in the long jump after finishing eighth at the NCAA Indoor Championships with a leap of 25-feet 4½-inches. He was also named to the SEC Indoor All-Freshman Team as the highest finishing rookie in the long jump at the league championships. Earlier he set the Tennessee freshman indoor record with a long jump of 26-feet 1½-inches.

WR DAMARIS JOHNSON

➤ Johnson grew up in the same neighborhood as NFL defensive backs LaRon and Dawan Landry and attended the same high school as former Ravens All-Pro safety Ed Reed.

➤ Johnson credits his older brother, Joshua, and his older cousin, Mark Young, for helping him develop most as a football player. "We always played sports together growing up. They were both great high school athletes and they showed me the ropes."

ILB STEVE JOHNSON

➤ Johnson was named a Denver Broncos Community Champion Award winner in 2014.

➤ He started his Faith Motivated Foundation during the 2015 offseason with the purpose of "encouraging youth and adults to set goals, work hard to achieve them, live a healthier lifestyle and most importantly lean on God during their darkest times."

DL DaQUAN JONES

➤ Jones majored in Criminology at Penn State and spent a portion of his 2013 summer as an intern observing the Spring Township Police Department near State College.

➤ Jones entered the Penn State program after being rated the second-best offensive lineman in the nation.

➤ He lists his father, Steve, as the most inspirational person in his life. Steve raised DaQuan as a single father and one of his father's greatest traits is that he works extremely hard in everything he does. Steve works as an executive chef at Cornell University.

P BRETT KERN

➤ Kern's father, Cal, owns a collegiate baseball team in Niagara Falls, N.Y., called the Niagara Power. The team plays in the New York Collegiate Baseball League and has had players from Lipscomb (Nashville) University in recent seasons. The summer of 2014 marks the club's eighth season.

➤ Kern is an avid golfer that sports a +1 handicap. He picked the game up late in his high school years and caddied for three summers at Inverness Golf Club while in college. The course is located in Toledo, Ohio, and has hosted PGA and NCAA Championships. In 2011, Kern competed in The Vinny, a local golf fundraising tournament hosted by singers Vince Gill and Amy Grant, and finished fourth in the event.

DL KARL KLUG

➤ Klug has an identical twin brother, Kevin, who played linebacker at Minnesota State University, Mankato. As high school teammates, Kevin played fullback, opening holes for Karl, the team's running back. They have an older sister, Kelsey.

➤ Klug's small hometown of Caledonia calls itself the "Wild Turkey Capital of Minnesota" and "The Heart of Quilt Country."

➤ Klug arrived on Iowa's campus as an undersized defender who weighed only 207 pounds at the time.

T TAYLOR LEWAN

➤ Lewan chose to wear jersey number 77 at Michigan and then at the pro level because of the legacy of Wolverine tackles who have donned the number, including Jake Long and Jon Jansen.

➤ His father, Dave, was a defensive lineman at the University of Minnesota.

➤ Lewan has a mustache tattooed on his right index finger and a stick figure tattooed on the outside edge of his right hand that he calls his "right-hand man."

➤ One of Lewan's close friends is Carolina Panthers defensive end Craig Roh. The two played together as high school seniors and then went to Michigan at the same time.

C JOE LOONEY

➤ His father, James, played football at Louisville. Looney's younger brother, James Jr., is currently a sophomore defensive tackle at the University of California.

QB MARCUS MARIOTA

➤ Not given to demonstrative expression, Mariota often limits his touchdown "celebration" to a simple series of gestures: three taps on his chest and pointing to the sky as a way to show appreciation for his mother, father and younger brother.

➤ His father, Toa, works in homeland security, while his mother, Alana, works for Follett School Solutions. His brother, Matthew, is a freshman linebacker at Oregon.

➤ Mariota credits much of his athletic success to playing soccer in his youth. By the time he was eight years old, he was wearing a soccer jersey with the number 8, and he has kept the jersey number ever since then.

➤ During his time in Eugene, Ore., Mariota became a fixture at the Boys and Girls Club of Emerald Valley, spending time on a weekly basis with kids at the center. For his efforts in the community, he was awarded with the inaugural Play It Forward Award at the 63rd Annual Oregon Sports Awards in June 2015.

➤ Mariota's "bucket list" includes boogie boarding in Bali and traveling to Europe and South America.

DL MIKE MARTIN

➤ In high school, Martin was a two-time state champion wrestler and an All-American as a senior. Martin was also a record-setting shot-putter and discus thrower in track and field. He broke former NFL star T.J. Duckett's Michigan prep shot put record on his way to a state championship as a senior.

➤ Martin is interested in film making and he has his own YouTube Channel — GoMikeMartin. He documented his senior year at Michigan and developed his own web series.

➤ Martin loves dogs and shows working class Rottweilers. He was named the National Junior Handler of the Year.

➤ Martin played the saxophone in the jazz band in high school and still dabbles with the instrument.

WR TRE MCBRIDE

➤ Upon being drafted by the Titans in the seventh round, McBride changed his Twitter profile name to read "Pick 245" which signifies his overall selection number in the draft.

➤ McBride's father, Douglas, is a U.S. Army Colonel currently stationed at Fort Lee, Va., and has had two tours in Iraq and one tour in Afghanistan.

➤ McBride has played the trumpet since sixth grade and started playing the harmonica in college.

➤ McBride is in the process of developing a lifestyle website and hopes to

TITANS TIDBITS: THE BEST OF TITANS OFF-THE-FIELD HIGHLIGHTS

launch it in spring 2016.

RB DEXTER McCLUSTER

- McCluster received the key to the city of his hometown of Largo, Fla., on May 4, 2010, a few days after being drafted by the Kansas City Chiefs.
- McCluster was a journalism major at Ole Miss and would like to get into the sports communications industry following his playing career.

CB JASON McCOURTY

- McCourty played his last three seasons at Rutgers with his identical twin brother, Devin. The duo held down the starting cornerback spots for Scarlet Knights together for two years. Devin, who redshirted his first season at Rutgers, was a first-round draft pick by the New England Patriots in 2010. They also have an older brother, Larry.
- During the 2013 offseason, Jason and Devin spearheaded "Tackle Sickle Cell," a campaign that aimed to educate the public, increase blood donations, and raise money and awareness for the fight against sickle cell disease. The duo partnered with the Embrace Kids Foundation to host a 5K Run/Walk in Liberty State Park in Jersey City, N.J. as the major fundraising component of the campaign. They each set up their own fundraising team for the 5K to see which brother could raise more money Team J-Mac vs Team D-Mac. The loser of the competition agreed to fly to the other's home football city and make a public appearance dressed up as the opposing team mascot. Jason came up just short in the contest and was forced to wear the Pat Patriot outfit.
- Jason and Devin held the first McCourty Brothers Football Camp at St. Joseph Regional High School in New Jersey in 2012.
- McCourty excelled off the field at Rutgers, as he was a semifinalist for the prestigious Vincent dePaul Draddy Trophy given to the college football player with the best combination of academics, community service and on-field performance. He was also named an ESPN The Magazine Academic All-District first-team member.

G/T JAMON MEREDITH

- In high school, Meredith shattered a basketball backboard with a two-hand tomahawk alley-oop slam dunk in gym class. He received 50 stitches from cuts from the glass and almost lost an eye.

QB ZACH METTENBERGER

- Mettenberger is a big fan of 1970s and 1980s sports and watches a lot of ESPN Classic shows. He lists basketball great Larry Bird as the person he would most like to meet.

OLB DERRICK MORGAN

- Morgan credits his mother, Pamela Wooden, as his primary role model in life. He also says that she should be credited with his football success, since, even as a single parent, she managed to take him to every practice and every game during his youth.
- Morgan experienced the 2010 NFL Draft as one of the players invited by the league to Radio City Music Hall. He was surrounded by his mother, father, grandparents and other loved ones when NFL Commissioner Roger Goodell announced his name with the 16th overall pick.

OLB DEIONTREZ MOUNT

- Mount grew up as a Titans fan because his favorite player was Titans running back Eddie George.
- He is an avid fan of J.K. Rowling's "Harry Potter" books and lists Rowling as the person he most wants to meet.

OLB BRIAN ORAKPO

- Orakpo annually hosts The Brian Orakpo Leukemia Golf Classic to raise money for the National Capital Area Chapter of the Leukemia and Lymphoma Society.
- Orakpo is a good friend with Titans safety Michael Griffin. The two played together for three seasons at the University of Texas and Griffin was an integral part in helping recruit Orakpo to Nashville.

DE ROPATI PITOITUA

- Pitoitua was born in Samoa. He came to the United States in 1995.

T JEREMIAH POUTASI

- Poutasi's cousin is Kansas City Chiefs guard Paul Fanaika.
- Poutasi's mother, Oloka, is Tongan and his father, Samuelu, is Samoan.
- Prior to the draft, Poutasi trained with San Francisco 49ers tackle Joe Staley and Cleveland Browns offensive lineman Joel Bitonio.
- Poutasi lettered in bowling during high school and rolled a high score of

283.

RB BISHOP SANKEY

- Sankey's grandfather, Albert, had been blind in his left eye for more than 30 years. When Bishop was younger, Albert used to make a trip at the end of each summer from his home in Montgomery, Ala., to stay with his family in northeast Ohio. Over the summer months, Albert would be a regular at his grandson's peewee football games. By the time Bishop was in middle school, all his grandfather could see on the field were shadows. Finally after a cornea transplant restored sight in his right eye, Albert was able to see Bishop play for the first time at Stanford during his junior campaign.
- Sankey's father, Christopher, is in the Air Force and has been deployed three times to the Middle East.
- Sankey was featured on the ESPN documentary Draft Academy which followed him through the draft process.

C BRIAN SCHWENKE

- Schwenke was an avid surfer during the time he spent living in Hawaii as a result of his father's job in the Navy.
- His father, Brian Sr., was a SERE (Survival, Evasion, Resistance and Escape) trainer in the Navy from 1990–2002.
- Schwenke spent time training prior to the 2013 NFL Draft with the Titans' eventual first-round pick, guard Chance Warmack.

S DA'NORRIS SEARCY

- Searcy wore No. 21 at North Carolina because his grandmother was born in 1921.
- Searcy has tattoos of a cross and angel wings to represent his grandmother and great grandmother.

CB COTY SENSABAUGH

- Beginning in 2013, Sensabaugh has taken a day each offseason to run the Sensabaugh Camp Classic at Dobyns-Bennett High School in Kingsport, Tenn.
- During the 2013 offseason, Sensabaugh launched a 10-week campaign to become The Leukemia & Lymphoma Society Man of the Year in Nashville. He personally titled his campaign "A Fight for Jamaar" in honor of his brother. When Sensabaugh was 11, his older brother died from leukemia a week after being diagnosed. Unique events that highlighted Coty's personal campaign included a fashion show with his teammates, as well as a fellowship dinner in his hometown of Kingsport. Sensabaugh is determined to launch a non-profit organization in Jamaar's name to raise awareness and money to combat the disease, and he wants to continue to be an active spokesperson for the cause.
- He grew up on the same street in Kingsport, Tenn., as his second cousin, former NFL safety Gerald Sensabaugh.
- Sensabaugh is a self-described "shoe fanatic."

S DAIMION STAFFORD

- At Norco (Calif.) High School, his coach was Todd Gerhart, the father of Minnesota Vikings running back Toby Gerhart.
- Navigating through his youth was not always an easy process for Stafford and his two sisters. But thanks to the efforts of many, he persevered. Those that inspired and helped him included his mother, LaTanya Henderson; Norco High School guidance counselor Kristine McCollough; Norco football coach Todd Gerhart; and Daniel Kelley, the head of his "second family." Stafford spent time living with the Gerhart and Kelley families during high school.

LB JUSTIN STAPLES

- Staples is related to Roebuck "Pops" Staples of the famed soul/R&B group The Staples Singers.
- He is the oldest of eight siblings and grew up in Berea, Ohio, down the street from the Cleveland Browns' practice facility.

TE CRAIG STEVENS

- Stevens enjoys designing and making furniture in his free time. He has a workshop in his garage and has made a variety of pieces, including end tables, shelving units, cabinets, chess sets and unique decorative fixtures.
- Stevens has picked up a new hobby in fly fishing. He has made several trips and even makes his own fly fishing nets.
- He has a younger brother, Eric, who signed as a rookie free agent with the St. Louis Rams in 2013 following a four-year career as a fullback at Cal. He has two other brothers, Jeff and Brett, who are firefighters with the L.A. City Fire Department.
- Stevens entered the NFL with one class remaining to obtain his degree in

TITANS TIDBITS: THE BEST OF TITANS OFF-THE-FIELD HIGHLIGHTS

legal studies. He hopes to one day become involved in the law, following in the footsteps of his father, Mark, a deputy sheriff in L.A. County.

K RYAN SUCCOP

- Succop was given the title "Mr. Irrelevant" after being selected with the final pick (256th overall) of the 2009 NFL Draft.
- At Hickory (N.C.) High School, he was a three-time All-State selection in soccer with 104 career goals.

TE PHILLIP SUPERNAW

- Supernaw's father is country music singer Doug Supernaw.
- Supernaw was actually born in Nashville, but moved to the Houston area at an early age and attended high school in Katy, Texas.

QB ALEX TANNEY

- Tanney started at shooting guard as a freshman and sophomore at Monmouth. He stopped playing the sport collegiately to concentrate more on his football career.
- Tanney was a long distance runner at high school and ran a 4:20 mile.
- Tanney posted a Trick Shot Quarterback video on YouTube that went viral in 2011 when he was at Monmouth. The video has been viewed more than four million times and features Tanney making incredible throws in a variety of off-the-field situations.
- Tanney's two older brothers are in the sports industry. Matt is the Interim Athletics Director at Western Illinois University and Mitch is the Director of Analytics for the Denver Broncos.

OLB J.R. TAVAI

- His brother, Jordan, was a defensive lineman at Kansas (2012-13), and another brother, Jahlani, is a linebacker at Hawaii.

WR ANDREW TURZILLI

- Turzilli graduated from Kansas with a degree in American labor studies in May 2014. He then played his final college season at Rutgers.

TE DELANIE WALKER

- Walker has teamed with Mother's Against Drunk Driving (MADD) to help raise awareness about their campaign after losing his aunt and uncle in a horrific accident near New Orleans just hours after Super Bowl XLVIII. The morning after San Francisco's loss to Baltimore at the Superdome, an alleged drunk driver killed Alice and Bryan Young. A few hours earlier, Walker had hugged Alice and Bryan at the team's postgame party. He wants to start a foundation to keep memories of them alive and also help support his eight cousins left behind.
- Over the years, Walker has owned quite a selection of cars, ranging from classics to newer models. His collection has included a 1964 Chevy Impala, 1972 Buick Skylark, 1989 Camaro IROC-Z28, 2008 Mercedes-Benz CL63 AMG and 2010 F250 truck. Walker's passion for cars can be traced back to his childhood, where he would spend countless hours refurbishing old autos with the help of his friend's father, who was a mechanic. After his playing days are over, he envisions owning a car restoration shop.
- His speed on the field can be linked to his success on the track as a high school senior. Despite lettering only one year, he won the Division III 100m (10.6) and long jump (21-5) titles, while also serving as a member of the winning 4x100m relay team at the 2002 Miramonte League Meet. Delanie's younger brother, Anthony, competed in the 400m and 4x400m at the collegiate level, and has his hopes set on making the Olympic team one day.

G CHANCE WARMACK

- At Alabama, Warmack developed the custom of rolling up his jersey to just under the numbers as a way to stay cooler. Soon, the fad became known as "Warmacking," and fans began posting photos on social media of their exposed bellies. He highlights the best fan photos on social media with what he calls "Warmackin Wednesdays."
- Warmack attended Westlake High School in Atlanta, Ga., where he was a teammate during his freshman and sophomore years with current Carolina Panthers quarterback Cam Newton.
- Warmack's brother, Dallas, is a rising senior offensive line prospect in Atlanta and has already committed to follow in Chance's footsteps at Alabama.

ILB AVERY WILLIAMSON

- Williamson grew up in the West Tennessee town of Milan, which is approximately a two-hour drive from Nashville. He lists Eddie George, Steve McNair and Jevon Kearse as his favorite Titans as a child.
- One of Williamson's "bucket list" items is to see the pyramids in Egypt.
- In 2013, he was chosen to represent the Kentucky football program on a one-week educational/service trip in Ethiopia.

DL AL WOODS

- Woods likes to fish and hunt deer and owns a farm with about 300 head of cattle and 90 horses in Elton, La.

ILB WESLEY WOODYARD

- Woodyard joined Hall of Fame running back Floyd Little as the only players in Broncos franchise history to serve as a captain in each of their first five years with the club. In 2004, Woodyard also became the first-ever Kentucky freshman to serve as a team captain.
- Woodyard is the co-founder of The 16Ways Foundation which recognizes an emotional need for at-risk youth. The Foundation works on a national level to develop and implement workshops, seminars, camps, and other activities. These events are designed to build self-esteem, promote responsibility for one's own actions and overcoming obstacles, and demonstrate the importance of academics, knowledge of career options, professional development, community involvement, and mental and physical fitness among youth of all socio-economic backgrounds.
- Woodyard was a three-time nominee for the Walter Payton NFL Man of the Year while with the Broncos in 2010-11 and 2013.

CB BLIDI WREH-WILSON

- Wreh-Wilson did not play football until his senior year of high school. His focus was on soccer and basketball until he was convinced by friends and General McLane's head football coach to give football a try.
- Wreh-Wilson's parents are natives of Liberia. His father, D. Elliott Wreh-Wilson, came to the United States in 1980 to attend college. After he graduated from Boston College, he went back and got Blidi's mother, Lucinda, and his brother, Elliott Jr., and brought them to the U.S. in 1984. Blidi was born five years later, followed by his sister, Tsuwli Lucinda.
- The name Blidi is literally translated as "trouble," but he explains why his father, a philosophy professor at Edinboro University, named him that: "In Liberia there was a war, and that was the trouble. But when I came along, he named me that with the belief I could bring peace."
- During his redshirt freshman season at Connecticut, Wreh-Wilson was forced to cope with a shocking tragedy: his teammate and close friend, cornerback Jasper "Jazz" Howard, was stabbed to death. Howard's locker was next to Wreh-Wilson's and remained untouched for the remainder of the 2009 season.

WR KENDALL WRIGHT

- During the 2013 offseason, Wright went back to Baylor to train for his second NFL campaign. He worked out with Dallas Cowboys receiver Terrance Williams and lost close to 15 pounds.
- As a freshman at Baylor, Wright played on the basketball team. He appeared in 13 games as a reserve guard and scored 10 points.
- Wright was a three-sport star at Pittsburg (Texas) High School, where he earned All-State honors in football, basketball and track. He captured the state 3A titles in the long jump (24-0 3/4) and triple jump (48-5 1/4).

TITANS ON SOCIAL MEDIA

Team Websitewww.TitansOnline.com
 Mobile Websitem.titansonline.com
 Twitter@Titans
 Facebookwww.facebook.com/Titans
 Instagram@Titans
 Google+www.google.com/+Titans
 Snapchatnfltitans

Follow individual Titans players at their personal accounts:

PLAYER	twitter	Instagram
RB Antonio Andrews	@Salute2Dat5ive	@aandrews26
S Josh Aubrey	@JoshAubrey31	@JoshAubrey31
OLB David Bass	@dbass91	@dbass91
T Byron Bell		@bigbell076
LS Beau Brinkley	@Brinkley86	
LB Zach Brown	@ZachBrown_55	@zbrown47
DT Jurrell Casey	@Jurrellc	@tattedmonster99
RB David Cobb	@DCobb27	@dcobb27
CB Perrish Cox	@pcox16	@perrishcox
OLB Yannik Cudjoe-Virgil	@Cujo_51	@iam_cujo
TE Dorin Dickerson	@scorindorin	@scorindorin
WR Harry Douglas	@HDouglas83	@hdouglas83
TE Anthony Fasano	@Anthony_Fasano	@fasanation
RB David Fluellen Jr.	@DavidFluellenJr	@DavidFluellenJr
FB Jalston Fowler	@jalstonfowler	
WR Dorial Green-Beckham	@realdgb	@dgbeckham17
TE Kevin Greene	@KevinGreene81	@kevin.greene
S Michael Griffin	@MikeGriff33	@mikegriff33
CB Brandon Harris	@HarrisNOFLYZONE	@harrisnoflyzone_cotm
NT Sammie Hill	@SamMoi91	@i_am_the_leader_94
DB Marqueston Huff	@MHuff28	
WR Justin Hunter	@justinhunter_11	@justinhunter_11

PLAYER	twitter	Instagram
ILB Steve Johnson	@SMJ2852	@smj2852
DL DaQuan Jones	@RiDQulous_98	@dqj_90
P Brett Kern	@brettkern6	@brettkern6
T Taylor Lewan	@TaylorLewan77	@taylorlewan
DL Mike Martin	@GoMikeMartin	@gomikemartin
WR Tre McBride	@Uno_Dos_Tre3	@uno_dos_tre3
RB Dexter McCluster	@dextermccluster	@dextermccluster
CB Jason McCourty	@McCourtyTwins	@mccourtytwins
OLB Derrick Morgan	@dmorg91	@dmorg91
OLB Deontrez Mount	@dee_mount	@deemount1
OLB Brian Orakpo	@rak98	
DE Ropati Pitoitua		@mrp79
T Will Poehls	@willpoehls	@willpoehls
T Jeremiah Poutasi		@poutasi73
RB Bishop Sankey	@BishopSankey	@bishopsankey
C Brian Schwenke	@BrianSchwenke	@bmschwenke
S Da'Norris Searcy	@DSearcy_21	@dsearcy_21
CB Coty Sensabaugh	@CotySense	
G Quinton Spain	@quinton_spain	@mr.undrafted
S Daimion Stafford	@Daymo03	@hybrid_39
LB Justin Staples	@J_Staples57	@j_staples57
K Ryan Succop	@ryansuccop	@ryansuccop06
TE Phillip Supernaw	@PSupernaw11	@phillipsupernaw
TE Delanie Walker	@delaniewalker82	@delaniewalker82
G Chance Warmack	@chancewarmack	@warmackin
CB B.W. Webb	@OhGi_3Dawg3	@OhGi_3Dawg3
LB Avery Williamson	@AWilliamson54	@awilliamson54
DL Al Woods		@hulk337
LB Wesley Woodyard	@WoodDro52	@wooddro52
CB Blidi Wreh-Wilson	@wrehblidi	
WR Kendall Wright	@1kendallwright	@k_dub01



TITANS TV RATINGS

2015 preseason Titans television ratings in the Nashville market:

Date/Opponent	Day/Time	Network	Rating/Share	Rank
8/14 at Atl	Fri. 6 p.m.	WKRN	15.6/27	1
8/23 vs. StL	Sun. 7 p.m.	FOX	17.7/26	1
8/28 at KC	Fri. 7 p.m.	WKRN	12.1/21	1
9/3 vs. Min	Thu 7 p.m.	WKRN	14.5/22	1

2015 regular season Titans television ratings in the Nashville market:

Date/Opponent	Day/Time	Network	Rating/Share	Rank
9/13 at TB	Sun. 3:25 p.m.	CBS	26.6/44	1
9/20 at Cle	Sun. noon	CBS	22.9/40	1
9/27 vs. Ind	Sun. noon	CBS	25.8/43	1
10/11 vs. Buf	Sun. noon	CBS	22.9/41	1
10/18 vs. Mia	Sun. noon	CBS	22.1/39	1
10/25 vs. Atl	Sun. noon	FOX	20.6/36	2
11/1 at Hou	Sun. noon	CBS	17.6/31	1
11/8 at NO	Sun. noon	CBS	22.7/41	2
11/15 vs. Car	Sun. noon	FOX	21.3/38	1
11/19 at Jax	Thu. 7:25 p.m.	NFLN	20.3/31	1
11/29 vs. Oak	Sun. noon	CBS	24.0/40	1
12/6 vs. Jax	Sun. noon	CBS	22.1/40	1
12/13 at NYJ	Sun. noon	CBS	17.0/30	1
12/20 at NE	Sun. noon	CBS	17.7/35	1
12/27 vs. Hou	Sun. noon	CBS	16.3/31	1
1/3/16 at Ind	Sun. noon	CBS	19.7/34	2

2015 Regular Season Average

2014 Regular Season Average	20.7/36
2013 Regular Season Average	25.0/41
2012 Regular Season Average	23.5/39
2011 Regular Season Average	27.7/46
2010 Regular Season Average	30.2/50
2009 Regular Season Average	30.9/50
2008 Regular Season Average	32.4/55
2007 Regular Season Average	28.6/49
2006 Regular Season Average	23.0/42
2005 Regular Season Average	21.8/42
2004 Regular Season Average	26.5/48
2003 Regular Season Average	33.4/57
2002 Regular Season Average	26.8/49
2001 Regular Season Average	24.5/42
2000 Regular Season Average	29.1/50
1999 Regular Season Average	19.8/35

MEDIA CONTACT INFORMATION

Titans Practice Facility/Training Camp Site:

Saint Thomas Sports Park
460 Great Circle Road
Nashville, TN 37228

Nissan Stadium:

One Titans Way
Nashville, TN 37213

Media-Only Website/Credential Application:

<http://media.titansonline.com> (username and password available through Titans media relations)

Phone:

(615) 565-4000 (main)
(615) 565-4100 (media relations)
(615) 565-4450 (Nissan Stadium press box - home PR)
(615) 565-4190 (fan training camp hotline)
(615) 565-4140 (community relations hotline)
(615) 565-4105 (media relations fax)
(615) 565-4200 (ticket office)

Media Relations Staff:

Vice President of Communications -
Jimmy Stanton, (615) 565-4003
jstanton@titans.nfl.com
Senior Director of Media Relations -
Robbie Bohren, (615) 565-4101
rbohren@titans.nfl.com
Assistant Director of Media Relations -
Dwight Spradlin, (615) 565-4102
dspradlin@titans.nfl.com
Media Relations Coordinator -
Jared Puffer, (615) 565-4107
jpuffer@titans.nfl.com
Social Media Coordinator -
Amber Harding, (615) 565-4106
aharding@titans.nfl.com
Media Relations Season Intern -
Lauren Spencer (615) 565-4103
lspencer@titans.nfl.com

TITANS RADIO AFFILIATES

Titans Radio brings football to fans across the Mid-South in one of the NFL's largest radio networks, including Nashville flagship 104.5 The Zone.

Play-by-play announcer **Mike Keith** connection with pro football across the Mid-South dates back to 1996, a year before the Oilers arrived in Tennessee, and he became the "Voice of the Titans" in 1999. Additionally, former three-time Pro Bowl tight end **Frank Wycheck** begins his 11th season as the Titans Radio's color analyst, while Titans Radio gameday host **Rhett Bryan's** involvement with the broadcast dates back to 1997. **Jonathan Hutton** has served as Titans Radio sideline reporter since 2014.

TITANS RADIO AFFILIATES:

Flagship

Nashville WGFY FM 104.5

Tennessee

Camden	WFWL	AM	1220
Camden	WRJB	FM	95.9
Centerville	WNKX	FM	96.7
Chattanooga	WGOW	AM	1150
Chattanooga	WGOW	FM	102.3
Clarksville	WKFN	AM	540
Cleveland	WCLE	FM	104.1
Columbia	WMCP	AM	1280
Cookeville	WBXE	FM	93.7
Dyersburg	WASL	FM	100.1
Fayetteville	WYTM	FM	105.5
Franklin	WAKM	AM	950
Jackson	WZDQ	FM	102.3
Knoxville	WOKI	FM	98.7
Lawrenceburg	WDXE	AM	1370

Lawrenceburg	WDXE	FM	106.7
Lebanon	WANT	FM	98.9
Lewisburg	WJMM	FM	94.3
Lewisburg	WJMM	FM	95.9
Manchester	WMSR	AM	1320
Manchester	WMSR	FM	107.9
Martin	WCMT	FM	101.3
McMinnville	WAKI	AM	1230
Memphis	WMFS	FM	92.9
Memphis	WMFS	AM	680
Memphis	WMC	AM	790
Morristown	WCRK	AM	1150
Nashville	WGFY	FM	104.5
Pulaski	WKSR	FM	106.7
Tri Cities	WXSM	AM	640
Union City	WQAK	FM	105.7
Waverly	WQMV	AM	1060
Winchester	WCDT	AM	1340

Alabama

Birmingham	WJOX	AM	690
Florence	WQLT	FM	107.3
Huntsville	WUMP	AM	730
Huntsville	WUMP	FM	103.9
Huntsville	WVNN	AM	770
Huntsville	WVNN	FM	92.5
Scottsboro	WWIC	AM	1050

Kentucky

Bowling Green	WTPQ	FM	103.7
Cadiz	WKDZ	FM	106.5
Calvert City	WCCK	FM	95.7
Elizabethtown	WTHX	FM	101.5
Henderson	WSO	AM	860
Henderson	WSO	FM	96.5
Madisonville	WWKY	FM	97.7
Mayfield	WNGO	AM	1320
Owensboro	WXCM	FM	97.1
Owensboro	WVJS	AM	1420
Paducah	WKYX	FM	99.5

2015 NFL DIVISIONAL STANDINGS

AFC East Team	W	L	T	Pct
z- New England Patriots	12	4	0	.750
New York Jets	10	6	0	.625
Buffalo Bills	8	8	0	.500
Miami Dolphins	6	10	0	.375

AFC North Team	W	L	T	Pct
z- Cincinnati Bengals	12	4	0	.750
y- Pittsburgh Steelers	10	6	0	.625
Baltimore Ravens	5	11	0	.313
Cleveland Browns	3	13	0	.188

AFC South Team	W	L	T	Pct
z- Houston Texans	9	7	0	.563
Indianapolis Colts	8	8	0	.500
Jacksonville Jaguars	5	11	0	.313
Tennessee Titans	3	13	0	.188

AFC West Team	W	L	T	Pct
*- Denver Broncos	12	4	0	.750
y- Kansas City Chiefs	11	5	0	.688
Oakland Raiders	7	9	0	.438
San Diego Chargers	4	12	0	.250

NFC East Team	W	L	T	Pct
z- Washington Redskins	9	7	0	.563
Philadelphia Eagles	7	9	0	.438
New York Giants	6	10	0	.375
Dallas Cowboys	4	12	0	.250

NFC North Team	W	L	T	Pct
z- Minnesota Vikings	11	5	0	.688
y- Green Bay Packers	10	6	0	.625
Detroit Lions	7	9	0	.438
Chicago Bears	6	10	0	.375

NFC South Team	W	L	T	Pct
*- Carolina Panthers	15	1	0	.938
Atlanta Falcons	8	8	0	.500
New Orleans Saints	7	9	0	.438
Tampa Bay Buccaneers	6	10	0	.375

NFC West Team	W	L	T	Pct
z- Arizona Cardinals	13	3	0	.813
y- Seattle Seahawks	10	6	0	.625
St. Louis Rams	7	9	0	.438
San Francisco 49ers	5	11	0	.313

x - Clinched playoff

y - Clinched Wild Card

z - Clinched Division

* - Clinched Division and Homefield Advantage

TITANS OFFENSIVE AND DEFENSIVE RANKINGS BY THE WEEK AND BY THE SEASON

Offensive rankings in 2015 by the week based on yardage, followed by yearly rankings since 1999:

2015		NFL Offense			AFC Offense		
Week	Opp.	Tot	Rush	Pass	Tot	Rush	Pass
1	at TB	18	8T	20	10	5	10
2	at Cle	13T	7	23	6T	4	11
3	Ind	9	10	15	6	3	9
4	Bye	9	10	15	5	4	10
5	Buf	16	13	22	9	4	13
6	Mia	21	16	22	12	6	14
7	Atl	28	20	25	15	8	14
8	at Hou	31	19	28	16	7	16
9	at NO	28	20	21	16	8	14
10	Car	30	24	24	16	10	14
11	at Jax	30	21	25	16	8	15
12	Oak	30	25	26	16	11	15
13	Jax	28	18	25	15	7	14
14	at NYJ	29	21	24	16	9	14
15	at NE	30	21T	25	16	9t	14
16	Hou	30	28	24	16	13	14
17	at Ind	30	25	25T	16	10	14

Final yearly team rankings:

Titans in 2014	29	26	22	14	14	11
Titans in 2013	22	14	21	11	7	11
Titans in 2012	26	21	22	12	10	11
Titans in 2011	17	31	12	8	16	5
Titans in 2010	27	17	25	15	10	13
Titans in 2009	12	2	23	6	2	10
Titans in 2008	21	7	27	10	3	12
Titans in 2007	21	5	27	10	3	14
Titans in 2006	27	5	30	12	3	15
Titans in 2005	17	23	9	10	12	5
Titans in 2004	11	14	10	6	10	5
Titans in 2003	8	26	5	4	14	3
Titans in 2002	17	11	20	9	7	11
Titans in 2001	8	12	8T	5	8	4
Titans in 2000	14	7	16	8	6	8
Titans in 1999	13	13	13T	6	9	5T

Defensive rankings in 2015 by the week based on yardage, followed by yearly rankings since 1999:

2015		NFL Defense			AFC Defense		
Week	Opp.	Tot	Rush	Pass	Tot	Rush	Pass
1	at TB	7	11	6	5	7	5
2	at Cle	4	15T	3	2	7T	2
3	Ind	6	22	15	3	12	4
4	Bye	6	19	6	3	10	3
5	Buf	3	23	1	3	13	1
6	Mia	3	28	1	3	13	1
7	Atl	4	29	2	3	13	2
8	at Hou	5	21	3	3	11	2
9	at NO	6	17	4	3	11	2
10	Car	5	21	3	3	10	2
11	at Jax	6	17T	3	3	10	2
12	Oak	7	17	6	4	11	3
13	Jax	8	15	9	4	10	3
14	at NYJ	13	17	9	7	11	4
15	at NE	15	17	10	8	12	4
16	Hou	13	17	7T	8	12	3
17	at Ind	12	18	7	8	12	3

Final yearly team rankings:

Titans in 2014	27	31	15	16	15	9
Titans in 2013	14	20	11	8	8	6
Titans in 2012	27	24	26	15	11	14
Titans in 2011	18T	24	14	11	11	10
Titans in 2010	26	20	29	13	10	14
Titans in 2009	28	11T	31	14	5T	16
Titans in 2008	7	6	9	3	3	4
Titans in 2007	5	5	10	4	3	9
Titans in 2006	32	30	27	16	15	15
Titans in 2005	19	22	17	10	11	7
Titans in 2004	27	18	26	13	11	12
Titans in 2003	12	1	30	9	1	15
Titans in 2002	10	2	25	5	2	13
Titans in 2001	25	5	31	15	3	16
Titans in 2000	1	3	1	1	2	1
Titans in 1999	17	10	25	12	6	15

TENNESSEE TITANS OFFENSIVE AND DEFENSIVE STATS, 1999–2015

2015 TITANS - OFFENSE			1999–2014 TITANS - OFFENSE																
OFFENSE	2015	RANK NFL/AVG	2014	2013	2012	2011	2010	2009	2008	2007	2006	2005	2004	2003	2002	2001	2000	1999	
GAMES (Won-Lost)	3-13	---	---	2-14	7-9	6-10	9-7	6-10	8-8	13-3	10-6	8-8	4-12	5-11	12-4	11-5	7-9	13-3	13-3
FIRST DOWNS	298	27	320.8	258	311	260	281	252	288	268	306	261	279	308	310	312	288	299	294
Rushing	66	32	92.9	75	103	70	71	73	115	108	118	105	72	85	84	112	87	107	109
Passing	195	17t	196.5	159	172	166	185	155	154	143	171	133	191	200	211	182	179	167	167
Penalty	37	6	31.4	24	36	24	25	24	19	17	17	23	16	23	15	18	22	25	18
YDS GAINED (tot)	4988	30	5642.8	4,859	5,390	5,010	5,361	4,834	5,623	5,018	4,987	4,810	5,122	5,487	5,501	5,272	5,352	5,350	5,296
Avg per Game	311.8	30	352.7	303.7	336.9	313.1	335.1	302.1	351.4	313.6	311.7	300.6	320.1	342.9	343.8	329.5	334.5	334.4	331.0
RUSHING (net)	1485	25	1741.4	1,447	1,894	1,687	1,438	1,727	2,592	2,199	2,109	2,214	1,525	1,871	1,623	1,952	1,794	2,085	1,811
Avg per Game	92.8	25	108.8	90.4	118.4	105.4	89.9	107.9	162.0	137.4	131.8	138.4	95.3	116.9	101.4	122.0	112.1	130.3	113.2
Rushes	371	28	421.6	356	462	378	376	406	499	508	543	469	397	420	486	511	468	546	459
Yards per Rush	4.0	17	4.1	4.1	4.1	4.5	3.8	4.3	5.2	4.3	3.9	4.7	3.8	4.5	3.3	3.8	3.8	3.8	3.9
PASSING (net)	3503	25t	3901.3	3,412	3,496	3,323	3,923	3,107	3,031	2,819	2,878	2,596	3,597	3,616	3,878	3,320	3,558	3,265	3,485
Avg per Game	218.9	25t	243.8	213.3	218.5	207.7	245.2	194.2	189.4	176.2	179.9	162.3	224.8	226.0	242.4	207.5	222.4	204.1	217.8
Passes Att.	551	21	571.8	513	533	540	584	474	476	453	464	447	594	589	502	500	515	462	527
Completed	342	21	360.2	299	328	318	353	273	271	265	288	226	358	356	315	306	307	286	304
Pct Completed	62.1	20	63.0	58.3	61.5	58.9	60.4	57.6	56.9	58.5	62.1	50.6	60.3	60.4	62.7	61.2	59.6	61.9	57.7
Yards Gained	3893	23	4146.7	3,738	3,710	3,577	4,113	3,278	3,104	2,902	3,077	2,748	3,797	3,933	4,031	3,441	3,867	3,430	3,622
Sacked	54	32	37.1	50	37	39	24	27	15	12	30	29	31	44	25	21	43	28	25
Yards Lost	390	31	245.3	326	214	254	190	171	73	83	199	152	200	317	153	121	309	165	137
Had intercepted	17	24t	13.6	16	16	16	14	15	15	9	17	19	14	19	9	15	17	16	13
Yards Opp Ret	263	25	189.3	214	132	260	167	120	121	88	116	250	293	306	264	179	163	236	227
Opp TDs on Int	3	25t	1.7	1	1	4	3	1	0	0	0	2	4	2	3	2	2	3	2
PUNTS	88	5t	76.3	89	79	83	86	77	69	87	73	88	78	79	71	66	85	76	90
Avg Yards	47.4	4	45.2	46.3	42.9	46.4	43.6	42.9	43.4	42.8	41.9	42.7	43.2	42.9	43.9	41.3	42.0	40.8	42.5
PUNT RETURNS	38	14	35.6	30	31	31	47	27	33	34	42	37	45	40	37	28	36	53	40
Avg Return	8.1	18	8.5	6.9	7.7	15.3	10.4	12.2	6.7	9.7	8.7	12.6	9.3	4.3	11.6	7.8	7.8	12.7	9.0
Returned for TD	0	13t	0.4	0	0	3	1	1	0	0	0	3	1	0	1	0	0	1	1
KICKOFF RETURNS	33	18t	33.8	48	44	63	32	64	69	52	52	79	70	79	68	50	71	47	56
Avg Return	20.6	28	23.6	23.4	24.9	23.6	26.0	24.3	20.5	25.4	21.1	23.2	24.2	19.7	19.1	19.6	19.9	26.1	18.6
Returned for TD	0	6t	0.2	0	0	1	1	1	0	0	0	0	0	0	0	0	1	0	0
PENALTIES	93	2	110.8	111	101	106	104	128	98	108	101	94	125	110	110	112	119	107	114
Yards Penalized	779	2t	940.5	961	900	847	960	1,040	821	855	773	803	1,002	923	887	891	1,025	870	1,069
FUMBLES BY	25	24t	20.8	23	27	21	17	22	27	18	32	29	27	33	24	20	18	24	17
Fumbles Lost	16	31	9.7	10	9	12	8	14	16	8	17	7	12	12	12	10	11	14	9
Opp Fumbles	16	24t	20.8	7	24	15	20	25	20	28	26	19	20	22	21	22	21	39	39
Opp Fum Lost	8	22t	9.7	4	12	5	12	8	7	11	12	11	11	12	13	11	11	13	24
POSS. TIME (avg)	29:25	23	30:00	27:31	30:00	27:18	27:52	25:54	28:27	29:09	31:38	27:17	31:13	31:40	32:52	32:47	31:29	33:48	31:30
TOUCHDOWNS	37	23t	41.2	28	41	36	34	40	39	41	28	36	33	41	48	42	39	38	46
Rushing	10	18t	11.4	6	16	10	8	13	19	24	17	15	8	12	11	16	12	14	19
Passing	25	18	26.3	20	22	17	22	24	16	13	9	13	20	27	30	22	23	18	23
Returns	2	23t	3.5	2	3	9	4	3	4	4	2	8	5	2	7	4	4	6	4
EXTRA-PT KICKS	29/31	19	94%	27/27	41/41	35/35	34/34	38/38	37/37	40/40	28/28	32/32	30/32	39/39	43/44	36/36	34/35	37/38	43/43
2-PT CONVERSIONS	3/5	10	48%	0/1	0/0	1/1	0/0	1/2	1/2	1/1	0/0	3/3	0/1	1/2	3/4	2/6	3/4	0/0	1/3
FIELD GOALS/FGA	14/16	9t	26/31	19/22	25/29	25/31	29/32	24/26	27/32	29/33	35/39	22/28	23/29	19/27	32/37	25/31	20/28	27/33	21/25
POINTS SCORED	299	28	365.0	254	362	330	325	356	354	375	301	324	299	344	435	367	336	346	392
TURNOVER DIFF.	-14	30t	0	-10	0	-4	+1	-4	4	+14	0	+2	-6	-1	+13	+4	-4	0	+19

2015 TITANS - DEFENSE				1999–2014 TITANS - DEFENSE															
DEFENSE	2015	RANK	NFL/AVG	2014	2013	2012	2011	2010	2009	2008	2007	2006	2005	2004	2003	2002	2001	2000	1999
POINTS ALLOWED	423	27	365.0	438	381	471	317	339	402	234	297	400	421	439	324	324	388	191	324
OPP FIRST DOWNS	317	14t	320.8	357	329	358	324	356	323	276	268	329	294	318	275	297	300	215	300
Rushing	101	20t	92.9	119	108	122	111	107	89	81	80	121	89	99	79	75	79	62	81
Passing	192	14t	196.5	211	191	210	187	214	210	166	165	181	180	189	167	197	192	134	193
Penalty	24	4t	31.4	27	30	26	26	35	24	29	23	27	25	30	29	25	29	19	26
OPP YARDS GAINED	5475	12	5642.8	5,968	5,407	5,999	5,682	5,883	5,850	4,698	4,665	5,915	5,110	5,724	4,901	4,964	5,515	3,814	5,245
Avg per Game	342.2	12	352.7	373.0	337.9	374.9	355.1	367.7	365.6	293.6	291.6	369.7	319.4	357.8	306.3	310.3	344.7	238.4	327.8
OPP RUSHING (net)	1797	18	1741.4	2,195	1,795	2,035	2,053	1,851	1,711	1,502	1,478	2,313	1,894	1,917	1,295	1,424	1,431	1,390	1,550
Avg per Game	112.3	18	108.8	137.2	112.2	127.2	128.3	115.7	106.9	93.9	92.4	144.6	118.4	119.8	80.9	89.0	89.4	86.9	96.9
Rushes	462	27	421.6	515	446	483	461	474	402	403	369	506	449	421	342	372	405	387	383
Yards per Rush	3.9	8	4.1	4.3	4.0	4.2	4.5	3.9	4.3	3.7	4.0	4.6	4.2	4.6	3.8	3.8	3.5	3.6	4.0
OPP PASSING (net)	3678	7	3901.3	3,773	3,612	3,964	3,629	4,032	4,139	3,196	3,187	3,602	3,216	3,807	3,606	3,540	4,084	2,424	3,695
Avg per Game	229.9	7	243.8	235.8	225.8	247.8	226.8	252.0	258.7	199.8	199.2	225.1	201.0	237.9	225.4	221.3	255.3	151.5	230.9
Passes Att.	502	1	571.8	545	545	564	591	625	604	575	569	530	470	524	546	562	559	466	557
Completed	319	319	360.2	347	344	374	369	410	404	342	349	335	296	333	332	339	328	242	312
Pct Completed	63.5	17	63.0	63.7	63.1	66.3	62.4	65.6	66.9	59.5	61.3	63.2	63.0	63.5	60.8	60.3	58.7	51.9	56.0
Sacked	39	12t	37.1	39	36	39	28	40	32	44	40	26	41	32	38	40	32	55	54
Yards Lost	271	11	245.3	222	227	241	180	272	224	262	241	148	246	220	223	213	175	337	305
INTERCEPTED BY	11	21t	13.6	12	13	19	11	17	20	20	22	17	9	18	21	18	13	17	16
Yards Returned	164	22	189.3	122	113	358	179	198	433	351	358	282	129	285	312	198	78	285	257
Returned for TD	1	15t	1.7	1	1	4	1	1	4	3	2	2	2	1	3	3	0	4	1
OPP PUNT RETURNS	47	30	35.6	43	35	39	36	35	29	32	31	33	32	31	30	28	36	28	45
Avg return	12.9	31	8.5	8.1	6.0	10.4	6.1	6.1	7.2	9.1	8.8	8.4	4.5	6.3	9.2	13.9	7.3	5.7	7.4
OPP KICKOFF RET	22	3t	33.8	31	45	33	30	56	71	61	58	58	57	69	81	74	57	76	76
Avg return	27.2	30t	23.6	27.6	24.4	26.1	22.7	24.8	24.1	25.0	24.2	21.8	22.6	20.1	18.8	20.0	24.9	20.9	21.0
OPP TOUCHDOWNS	51	30t	41.2	48	40	55	34	32	48	25	35	46	51	52	35	40	46	20	39
Rushing	11	17t	11.4	17	21	16	10	7	16	12	11	20	12	18	10	7	17	7	8
Passing	34	29t	26.3	28	15	31	21	23	31	12	21	24	33	29	20	27	27	10	26
Returns	6	29t	3.5	3	4	8	3	2	1	1	3	2	6	5	5	6	2	3	5

2015 TENNESSEE TITANS REGULAR SEASON STATISTICS

Won 3, Lost 13

Date	W-L	Score	OT	Opponent	Attendance
09/13	W	42-14		at Tampa Bay	63,945
09/20	L	14-28		at Cleveland	67,431
09/27	L	33-35		Indianapolis	65,920
10/11	L	13-14		Buffalo	65,670
10/18	L	10-38		Miami	62,342
10/25	L	7-10		Atlanta	63,329
11/01	L	6-20		at Houston	71,630
11/08	W	34-28	OT	at New Orleans	73,075
11/15	L	10-27		Carolina	63,591
11/19	L	13-19		at Jacksonville	60,121
11/29	L	21-24		Oakland	58,075
12/06	W	42-39		Jacksonville	57,355
12/13	L	8-30		at New York Jets	78,160
12/20	L	16-33		at New England	66,829
12/27	L	6-34		Houston	62,153
01/03	L	24-30		at Indianapolis	65,733

Statistic	Tenn.	Opp.
Total First Downs	298	317
Rushing	66	101
Passing	195	192
Penalty	37	24
3rd Down: Made/Att	64/201	92/216
3rd Down Pct.	31.8	42.6
4th Down: Made/Att	7/15	4/12
4th Down Pct.	46.7	33.3
Possession Avg.	29:25	30:35
Total Net Yards	4988	5475
Avg. Per Game	311.8	342.2
Total Plays	976	1003
Avg. Per Play	5.1	5.5
Net Yards Rushing	1485	1797
Avg. Per Game	92.8	112.3
Total Rushes	371	462
Net Yards Passing	3503	3678
Avg. Per Game	218.9	229.9
Sacked/Yards Lost	54/390	39/271
Gross Yards	3893	3949
Att./Completions	551/342	502/319
Completion Pct.	62.1	63.5
Had Intercepted	17	11
Punts/Average	88/47.4	74/48.2
Net Punting Avg.	88/40.3	74/43.0
Penalties/Yards	93/779	112/982
Fumbles/Ball Lost	25/16	16/8
Touchdowns	37	51
Rushing	10	11
Passing	25	34
Returns	2	6

Score By Periods	Q1	Q2	Q3	Q4	OT	PTS
Team	67	71	84	71	6	299
Opponents	96	127	75	125	0	423

Scoring	TD	Rush	Rec	Ret	K-PAT	FG	S	PTS
Succop	0	0	0	0	29/31	14/16	0	71
Walker	6	0	6	0			0	38
Green-Beckham	4	0	4	0			0	26
Andrews	3	3	0	0			0	18
Mariota	3	2	1	0			0	18
Wright	3	0	3	0			0	18
McCluster	2	1	1	0			0	14
Douglas	2	0	2	0			0	12
Fasano	2	0	2	0			0	12
Fowler	2	1	1	0			0	12
Sankey	2	1	1	0			0	12
Stevens	2	0	2	0			0	12
Cobb	1	1	0	0			0	6
Hunter	1	0	1	0			0	6
McBride	1	0	1	0			0	6
Mettenberger	1	1	0	0			0	6
Sensabaugh	1	0	0	1a			0	6
Woodyard	1	0	0	1b			0	6
Team	37	10	25	2	29/31	14/16	0	299
Opponents	51	11	34	6	48/50	23/27	0	423

a - 26-yard interception return at TB, 9/13; b - 3-yard fumble return vs. Jax, 12/6

2-Pt Conv: Green-Beckham, McCleary, Walker, **TM 3-5, OPP 0-1****Sacks:** Casey 7, Orakpo 7, Woodyard 5, Morgan 4.5, Klug 4, Williamson 3.5, Blackson 2.5, Bass 1.5, Griffin 1, Stafford 1, Tavai 1, Brown 0.5, Searcy 0.5, **TM 39, OPP 54****FUM/Lost:** Mariota 10/6, Mettenberger 4/2, Douglas 2/1, McCluster 2/2, Sankey 2/1, West 2/2, Andrews 1/1, Gallik 1/0, Supernaw 1/1

Passing	Att	Cmp	Yds	Cmp%	Yds/Att	TD	TD%	Int	Int%	Long	Sack/Lost	Rating
Mariota	370	230	2818	62.2	7.62	19	5.1	10	2.7	61t	38/258	91.5
Mettenberger	166	101	935	60.8	5.63	4	2.4	7	4.2	57t	13/98	66.7
Tannehill	14	10	99	71.4	7.07	1	7.1	0	0.0	29	3/34	114.9
Andrews	1	1	41	100.0	41.00	1	100.0	0	0.0	41t	0/0	158.3
Team	551	342	3893	62.1	7.07	25	4.5	17	3.1	61t	54/390	85.5
Opponents	502	319	3949	63.5	7.87	34	6.8	11	2.2	69t	39/271	101.3

Rushing	No.	Yds	Avg	Long	TD
Andrews	143	520	3.6	38	3
Mariota	34	252	7.4	87t	2
McCluster	55	247	4.5	44	1
Sankey	47	193	4.1	16	1
Cobb	52	146	2.8	12	1
West	16	51	3.2	12	0
Walker	1	36	36.0	36	0
Wright	5	17	3.4	13	0
Fowler	7	13	1.9	3	1
McBride	1	8	8.0	8	0
Mettenberger	9	8	0.9	5t	1
Douglas	1	-6	-6.0	-6	0
Team	371	1485	4.0	87t	10
Opponents	462	1797	3.9	32	11

Receiving	No.	Yds	Avg	Long	TD
Walker	94	1088	11.6	61t	6
Douglas	36	411	11.4	51	2
Wright	36	408	11.3	52t	3
Green-Beckham	32	549	17.2	47t	4
McCluster	31	260	8.4	35	1
Fasano	26	289	11.1	33	2
Hunter	22	264	12.0	29	1
Andrews	21	174	8.3	23	0
Sankey	14	139	9.9	30	1
Stevens	12	121	10.1	27	2
Fowler	5	44	8.8	19	1
Coffman	4	42	10.5	16	0
Supernaw	3	32	10.7	16	0
Turzilli	2	25	12.5	18	0
McBride	2	8	4.0	7	1
Mariota	1	41	41.0	41t	1
Cobb	1	-2	-2.0	-2	0
Team	342	3893	11.4	61t	25
Opponents	319	3949	12.4	69t	34

Interceptions	No.	Yds	Avg	Long	TD
Brown	2	45	22.5	45	0
Sensabaugh	2	42	21.0	26t	1
Griffin	1	29	29.0	29	0
Cox	1	27	27.0	27	0
Bass	1	8	8.0	8	0
Mount	1	8	8.0	8	0
Searcy	1	5	5.0	5	0
Webb	1	0	0.0	0	0
Williamson	1	0	0.0	0	0
Team	11	164	14.9	45	1
Opponents	17	263	15.5	69t	3

Punting	No.	Yds	Avg	Net	TB	In	Lg	B
Kern	88	4175	47.4	40.3	1	34	61	0
Team	88	4175	47.4	40.3	1	34	61	0
Opponents	74	3568	48.2	43.0	4	24	65	0

Punt Returns	Ret	FC	Yds	Avg	Long	TD
McCluster	24	15	217	9.0	37	0
Douglas	11	2	73	6.6	18	0
Cox	3	0	17	5.7	9	0
Team	38	17	307	8.1	37	0
Opponents	47	23	605	12.9	78t	1

Kickoff Returns	No.	Yds	Avg	Long	TD
McCluster	13	285	21.9	32	0
McBride	10	190	19.0	31	0
Sankey	9	192	21.3	34	0
Andrews	1	13	13.0	13	0
Team	33	680	20.6	34	0
Opponents	22	599	27.2	75	0

Field Goals	1-19	20-29	30-39	40-49	50+
Succop	0/0	3/3	3/3	7/7	1/3
Team	0/0	3/3	3/3	7/7	1/3
Opponents	1/1	6/6	9/9	6/9	1/2

TEAM/Succop: () () (38G,21G) (21G,41G) (37G) () (35G,44G) (51G,29G,55N) (45G)

(47G,49G,53N) () () (49G) () (49G)

OPP: () () () (30G) (27G,47N) (38G,24G) (46B) (48G, 19G) (31G,32G,20G,36G) (24G) ()

(53N,47G,27G,42G) (43G,48N,38G,42G,32G) (22G,36G) (49G,52G,35G)

2015 TENNESSEE TITANS REGULAR SEASON DEFENSIVE STATISTICS

PLAYER	TACKLES			SACKS		QB		INTERCEPTIONS				PD	FUMBLES			SpT
	Tot	Solo	Asst	Sk	Yds			No	Yds	Lg	TD		FF	FR	Yds	
Williamson, Avery	137	79	58	3.5	28.5	13	9	1	0	0	0	1	0	0	0	0
Woodyard, Wesley	110	70	40	5.0	38.0	9	7	0	0	0	0	3	1	1	3	6
Griffin, Michael	101	67	34	1.0	7.0	1	3	1	29	29	0	3	0	0	0	3
Brown, Zach	98	65	33	0.5	3.0	5	4	2	45	45	0	3	0	0	0	0
Casey, Jurrell	86	48	38	7.0	41.5	28	11	0	0	0	0	5	0	0	0	0
Jones, DaQuan	67	45	22	0.0	0.0	15	2	0	0	0	0	0	0	1	0	0
Orakpo, Brian	64	44	20	7.0	42.0	37	12	0	0	0	0	5	1	0	0	0
Sensabaugh, Coty	58	42	16	0.0	0.0	0	0	2	42	26t	1	10	0	0	0	3
Searcy, Da'Norris	54	41	13	0.5	5.5	1	0	1	5	5	0	4	0	0	0	0
Bass, David	42	23	19	1.5	11.5	9	5	1	8	8	0	5	0	2	0	8
Morgan, Derrick	34	20	14	4.5	33.5	13	6	0	0	0	0	2	1	0	0	0
Cox, Perrish	31	26	5	0.0	0.0	0	0	1	27	27	0	7	0	0	0	0
Woods, Al	31	14	17	0.0	0.0	3	3	0	0	0	0	0	0	0	0	0
Klug, Karl	26	13	13	4.0	28.0	19	0	0	0	0	0	1	1	0	0	0
Webb, B.W.	22	20	2	0.0	0.0	0	0	1	0	0	0	3	0	0	0	0
Stafford, Daimion	20	16	4	1.0	10.0	1	1	0	0	0	0	5	0	0	0	9
Blackson, Angelo	19	10	9	2.5	17.5	2	0	0	0	0	0	0	1	0	0	0
Hill, Sammie	19	7	12	0.0	0.0	1	1	0	0	0	0	0	0	0	0	0
Wreh-Wilson, Blidi	17	16	1	0.0	0.0	0	0	0	0	0	0	4	0	0	0	3
McCourt, Jason	16	10	6	0.0	0.0	0	0	0	0	0	0	1	0	0	0	0
Riggs, Cody	6	6	0	0.0	0.0	0	1	0	0	0	0	2	0	0	0	6
Huff, Marqueston	6	5	1	0.0	0.0	0	0	0	0	0	0	1	0	0	0	15
Pitoitua, Ropati	4	2	2	0.0	0.0	0	0	0	0	0	0	0	1	0	0	0
Tavai, J.R.	3	2	1	1.0	5.0	0	0	0	0	0	0	0	1	0	0	1
Martin, Mike	3	1	2	0.0	0.0	1	0	0	0	0	0	0	0	0	0	0
Johnson, Steve	2	1	1	0.0	0.0	0	0	0	0	0	0	2	0	0	0	10
Mount, Deiontrez	1	0	1	0.0	0.0	0	0	1	8	8	0	1	0	0	0	1
Staples, Justin	0	0	0	0.0	0.0	0	0	0	0	0	0	2	0	0	0	7
TEAM TOTALS:	1,074	692	382	39.0	271.0	158	65	10	156	45	1	65	7	4	3	54

TITANS REGULAR SEASON SPECIAL TEAMS STATISTICS

PLAYER	TACKLES			FUMBLES		BLOCKS		
	Tot	Solo	Asst	FF	FR	PAT	FG	PUNT
Huff, Marqueston	15	8	7	0	0	0	0	0
Supernaw, Phillip	14	7	7	1	0	0	0	0
Johnson, Steve	10	3	7	0	2	0	0	0
Stafford, Daimion	9	5	4	0	1	0	0	0
Bass, David	8	4	4	0	0	0	0	0
Brinkley, Beau	7	4	3	0	0	0	0	0
Staples, Justin	7	4	3	0	0	0	0	0
Riggs, Cody	6	6	0	1	1	0	0	0
Woodyard, Wesley	6	4	2	0	0	0	0	0
McBride, Tre	5	4	1	1	0	0	0	0
Fowler, Jalston	5	3	2	1	0	0	0	0
Sensabaugh, Coty	3	2	1	0	0	0	0	0
Griffin, Michael	3	1	2	0	0	0	0	0
Wreh-Wilson, Blidi	3	1	2	0	0	0	0	0
Tavai, J.R.	1	1	0	0	0	0	0	0
Green-Beckham, Dorial	1	0	1	0	0	0	0	0
Mount, Deiontrez	1	0	1	0	0	0	0	0
Orakpo, Brian	0	0	0	0	0	0	1	0
TEAM TOTALS:	104	57	47	4	4	0	1	0

MISCELLANEOUS STATISTICS

PLAYER	TACKLES			FUMBLES	
	Tot	Solo	Asst	FF	FR
Walker, Delanie	3	3	0	0	0
Bell, Byron	2	2	0	0	0
Lewan, Taylor	2	2	0	0	0
Warmack, Chance	2	2	0	0	0
Wright, Kendall	2	2	0	0	0
Andrews, Antonio	1	1	0	0	0
Cobb, David	1	1	0	0	1
Douglas, Harry	1	1	0	0	0
Fasano, Anthony	1	1	0	0	0
Gallik, Andy	1	1	0	0	0
Green-Beckham, Dorial	1	1	0	0	0
Hunter, Justin	1	1	0	0	0
McCluster, Dexter	1	1	0	0	2
Sankey, Bishop	1	1	0	0	0
Spain, Quinton	1	1	0	0	0
Supernaw, Phillip	1	1	0	0	0
West, Terrance	1	1	0	0	0
Fowler, Jalston	0	0	0	0	1
Mariota, Marcus	0	0	0	0	3
Mettenberger, Zach	0	0	0	0	1
TEAM TOTALS:	23	23	0	0	8

Legend:

Tot Total Tackles
Solo Unassisted Tackles
Asst Assisted Tackles
Sk Quarterback Sacks
Yds Yards Lost on Sack
QB Quarterback Pressure
TFL Tackle for Loss
Int Interceptions
Yds Interception Return Yards
TD Interceptions Return Touchdowns
PD Passes Defensed
FF Forced Fumble
FR Fumble Recoveries
Yds Yards on Fumble Returns

2015 TENNESSEE TITANS PRESEASON STATISTICS

Won 2, Lost 2

Date	W-L	Score	OT	Opponent	Attendance
08/14	L	24-31		at Atlanta	67,326
08/23	W	27-14		St. Louis	61,548
08/28	L	10-34		at Kansas City	69,813
09/03	W	24-17		Minnesota	61,294

Statistic	Tenn.	Opp.
Total First Downs	72	82
Rushing	21	20
Passing	47	58
Penalty	4	4
3rd Down: Made/Att	21/46	23/48
3rd Down Pct.	45.7	47.9
4th Down: Made/Att	1/2	3/4
4th Down Pct.	50.0	75.0
Possession Avg.	31:46	28:14
Total Net Yards	1320	1491
Avg. Per Game	330.0	372.8
Total Plays	224	234
Avg. Per Play	5.9	6.4
Net Yards Rushing	437	357
Avg. Per Game	109.3	89.3
Total Rushes	115	91
Net Yards Passing	883	1134
Avg. Per Game	220.8	283.5
Sacked/Yards Lost	5/42	4/17
Gross Yards	925	1151
Att./Completions	104/71	139/96
Completion Pct.	68.3	69.1
Had Intercepted	3	3
Punts/Average	17/45.4	13/41.1
Net Punting Avg.	17/33.9	13/38.7
Penalties/Yards	30/254	24/192
Fumbles/Ball Lost	4/1	5/2
Touchdowns	10	12
Rushing	3	2
Passing	6	9
Returns	1	1

Score By Periods	Q1	Q2	Q3	Q4	OT	PTS
Team	24	33	14	14	0	85
Opponents	26	18	17	35	0	96

Scoring	TD	Rush	Rec	Ret	K-PAT	FG	S	PTS
Succop	0	0	0	0	7/8	5/5	0	22
Andrews	2	2	0	0			0	14
Coffman	2	0	2	0			0	12
Richardson	2	0	2	0			0	12
Cox	1	0	0	1			0	6
Douglas	1	0	1	0			0	6
McCluster	1	1	0	0			0	6
Supernaw	1	0	1	0			0	6
Meyer	0	0	0	0	1/1	0/0	0	1
Team	10	3	6	1	8/9	5/5	0	85
Opponents	12	2	9	1	10/11	4/7	0	96

2-Pt Conv: Andrews, TM 1-1, Opp 1-1

Sacks: Blackson 1, Klug 1, Pitoitua 1, Smallwood 1, TM 4, OPP 5

FUM/Lost: Douglas 1/0, Mariota 1/1, Sankey 1/0, Supernaw 1/0

Rushing	No.	Yds	Avg	Long	TD
Sankey	26	94	3.6	19	0
Fluellen	26	88	3.4	12	0
McCluster	15	83	5.5	19	1
Cobb	19	79	4.2	10	0
Andrews	20	77	3.9	11	2
Mariota	5	17	3.4	14	0
Fowler	1	2	2.0	2	0
Mettenberger	1	-1	-1.0	-1	0
Tanney	2	-2	-1.0	-1	0
Team	115	437	3.8	19	3
Opponents	91	357	3.9	20	2

Receiving	No.	Yds	Avg	Long	TD
Coffman	12	189	15.8	56t	2
Supernaw	9	96	10.7	32	1
Green-Beckham	7	93	13.3	32	0
Wright	6	84	14.0	30	0
McCluster	6	41	6.8	13	0
Ford	5	49	9.8	16	0
Douglas	4	105	26.3	59t	1
Nicks	3	59	19.7	40	0
Richardson	3	41	13.7	30t	2
Hunter	3	24	8.0	13	0
Andrews	2	25	12.5	26	0
Fasano	2	13	6.5	9	0
Cobb	2	9	4.5	8	0
Stevens	1	35	35.0	35	0
Walker	1	15	15.0	15	0
Turzilli	1	12	12.0	12	0
Long	1	11	11.0	11	0
Stewart	1	10	10.0	10	0
Fluellen	1	8	8.0	8	0
Westbrook	1	6	6.0	6	0
Team	71	925	13.0	59t	6
Opponents	96	1151	12.0	80t	9

Interceptions	No.	Yds	Avg	Long	TD
Cox	2	32	16.0	24t	1
Sensabaugh	1	9	9.0	9	0
Team	3	41	13.7	24t	1
Opponents	3	41	13.7	21	0

Punting	No.	Yds	Avg	Net	TB	In	Lg	B
Kern	16	771	48.2	33.9	4	6	62	1
Team	17	771	45.4	33.9	4	6	62	1
Opponents	13	534	41.1	38.7	1	5	56	0

Punt Returns	Ret	FC	Yds	Avg	Long	TD
McBride	3	2	4	1.3	3	0
McCluster	2	0	2	1.0	2	0
Ford	1	0	5	5.0	5	0
Team	6	2	11	1.8	5	0
Opponents	9	2	115	12.8	29	0

Kickoff Returns	No.	Yds	Avg	Long	TD
Ford	7	168	24.0	29	0
McBride	5	136	27.2	31	0
Team	12	304	25.3	31	0
Opponents	14	317	22.6	31	0

Field Goals	1-19	20-29	30-39	40-49	50+
Succop	0/0	2/2	2/2	1/1	0/0
Team	0/0	2/2	2/2	1/1	0/0
Opponents	0/0	2/2	1/1	1/3	0/1

Succop: (28G) (27G,32G) (34G) (40G)

TM: (28G) (27G,32G) (34G) (40G)

OPP: (45G) (53N,46N) (21G,22G) (48N,33G)

Passing	Att	Cmp	Yds	Cmp%	Yds/Att	TD	TD%	Int	Int%	Long	Sack/Lost	Rating
Mettenberger	39	24	312	61.5	8.00	3	7.7	1	2.6	40	1/9	101.7
Mariota	30	21	326	70.0	10.87	1	3.3	1	3.3	59t	2/19	102.9
Tanney	25	18	221	72.0	8.84	2	8.0	0	0.0	56t	2/14	125.6
Whitehurst	10	8	66	80.0	6.60	0	0.0	1	10.0	12	0/0	54.6
Team	104	71	925	68.3	8.89	6	5.8	3	2.9	59t	5/42	103.2
Opponents	139	96	1151	69.1	8.28	9	6.5	3	2.2	80t	4/17	106.7

2015 TENNESSEE TITANS PRESEASON DEFENSIVE STATISTICS

PLAYER	TACKLES			SACKS		TFL	INTERCEPTIONS					FUMBLES		
	Tot	Solo	Asst	Sk	Yds		No	Yds	Lg	TD	PD	FF	FR	Yds
Thomas, Jemea	19	17	2	0	0	0	0	0	0	0	2	0	0	0
Staples, Justin	12	9	3	0	0	1	0	0	0	0	0	0	0	0
Stafford, Daimion	11	10	1	0	0	0	0	0	0	0	0	0	0	0
Riggs, Cody	11	9	2	0	0	0	0	0	0	0	1	0	0	0
Sensabaugh, Coty	10	9	1	0	0	1	1	9	9	0	1	0	0	0
Brown, Zach	9	8	1	0	0	1	0	0	0	0	0	0	0	0
Huff, Marqueston	8	8	0	0	0	0	0	0	0	0	1	0	1	0
Griffin, Michael	8	4	4	0	0	0	0	0	0	0	0	0	1	3
Johnson, Toby	7	7	0	0	0	1	0	0	0	0	0	0	0	0
Anderson, Ri'Shard	7	6	1	0	0	0	0	0	0	0	1	0	0	0
Massaquoi, Jonathan	7	6	1	0	0	0	0	0	0	0	0	0	0	0
Pitoitua, Ropati	7	5	2	1	2	2	0	0	0	0	0	0	0	0
Smallwood, Yawin	7	5	2	1	6	0	0	0	0	0	2	0	0	0
Woods, Al	7	4	3	0	0	0	0	0	0	0	0	0	0	0
Woodyard, Wesley	7	3	4	0	0	1	0	0	0	0	0	0	0	0
Aubrey, Josh	7	2	5	0	0	0	0	0	0	0	0	0	0	0
Mount, Deiontrez	6	4	2	0	0	2	0	0	0	0	0	0	0	0
Blackson, Angelo	6	3	3	1	4	1	0	0	0	0	1	0	0	0
Klug, Karl	5	3	2	1	5	0	0	0	0	0	0	0	0	0
Askew, Nate	4	4	0	0	0	0	0	0	0	0	0	0	0	0
Orakpo, Brian	4	4	0	0	0	0	0	0	0	0	0	0	0	0
Casey, Jurrell	4	3	1	0	0	0	0	0	0	0	0	0	0	0
Searcy, Da'Norris	4	3	1	0	0	0	0	0	0	0	0	0	0	0
Williamson, Avery	4	2	2	0	0	0	0	0	0	0	0	0	0	0
Aaitui, Isaako	2	2	0	0	0	1	0	0	0	0	0	0	0	0
Burnett, Kaelin	2	2	0	0	0	0	0	0	0	0	0	0	0	0
Morgan, Derrick	2	2	0	0	0	1	0	0	0	0	0	0	0	0
Cox, Perrish	2	1	1	0	0	0	2	32	24t	1	2	0	0	0
Wooten, Khalid	2	0	2	0	0	0	0	0	0	0	0	0	0	0
Lott, Derrick	1	1	0	0	0	0	0	0	0	0	0	0	0	0
Martin, Mike	1	1	0	0	0	1	0	0	0	0	0	0	0	0
Studebaker, Andy	1	1	0	0	0	0	0	0	0	0	0	0	0	0
Wreh-Wilson, Blidi	1	1	0	0	0	0	0	0	0	0	1	1	0	0
Jones, DaQuan	1	0	1	0	0	0	0	0	0	0	0	0	0	0
Total	196	149	47	4.0	17	13	3	41	24t	1	12	1	2	3

TITANS PRESEASON SPECIAL TEAMS STATISTICS

PLAYER	TACKLES			FUMBLES		BLOCKS		
	Tot	Solo	Asst	FF	FR	PAT	FG	PUNT
Aubrey, Josh	3	3	0	0	0	0	0	0
Burnett, Kaelin	3	2	1	0	0	0	0	0
Riggs, Cody	3	2	1	0	0	0	0	0
Staples, Justin	3	2	1	0	0	0	0	0
Brinkley, Beau	2	2	0	0	0	0	0	0
Kern, Brett	2	2	0	0	0	0	0	0
Stafford, Daimion	2	2	0	0	0	0	0	0
Huff, Marqueston	2	1	1	0	1	0	0	0
Fluellen, David	1	1	0	0	0	0	0	0
Gooden, Zaviar	1	1	0	0	0	0	0	0
Long, Deon	1	1	0	0	0	0	0	0
Supernaw, Phillip	1	1	0	0	0	0	0	0
Woodyard, Wesley	1	1	0	0	0	0	0	0
TEAM TOTALS:	25	21	4	0	1	0	0	0

MISCELLANEOUS STATISTICS

PLAYER	TACKLES			FUMBLES	
	Tot	Solo	Asst	FF	FR
Richardson, Rico	2	2	0	0	0
Lewan, Taylor	1	1	0	0	1
Ford, Jacoby	0	0	0	0	0
Poutasi, Jeremiah	0	0	0	0	1
TEAM TOTALS:	3	3	0	0	2

Legend:

Tot Total Tackles
Solo Unassisted Tackles
Asst Assisted Tackles
Sk Quarterback Sacks
Yds Yards Lost on Sack
QBP Quarterback Pressure
TFL Tackle for Loss
Int Interceptions
Yds Interception Return Yards
TD Interceptions Return Touchdowns
PD Passes Defensed
FF Forced Fumble
FR Fumble Recoveries
Yds Yards on Fumble Returns

THE LAST TIME THE TENNESSEE TITANS ...

KICKOFF RETURNED FOR TOUCHDOWN

Regular Season:

By Titans—Darius Reynaud vs. Detroit (105 yards), 9/23/12
By Opponents—Josh Huff, at Philadelphia (107 yards), 11/23/14

Playoffs:

By Titans—Derrick Mason, at Jacksonville (80 yards), 1/23/00
By Opponents—Never Happened

PUNT RETURNED FOR TOUCHDOWN

Regular Season:

By Titans—Darius Reynaud vs. Jacksonville (twice—69 yards and 81 yards), 12/30/12
By Opponents—Travis Benjamin, at Cleveland (78 yards), 9/20/15

Playoffs:

By Titans—Never Happened
By Opponents—Never Happened

INTERCEPTION RETURNED FOR TOUCHDOWN

Regular Season:

By Titans—Coty Sensabaugh at Tampa Bay (26 yards), 9/13/15
By Opponents—Jerrell Freeman, at Indianapolis (23 yards), 1/3/16

Playoffs:

By Titans—Bubba McDowell, at Buffalo (58 yards), 1/3/93
By Opponents—Will Demps at Baltimore (56 yards), 1/3/04

FUMBLE RETURNED FOR TOUCHDOWN

Regular Season:

By Titans—Wesley Woodyard (3 yards) vs. Jacksonville, 12/6/15
By Opponents—Quintin Demps (33 yards), vs. Houston, 12/27/15

Playoffs:

By Titans—Never Happened
By Opponents—Never Happened

FIELD GOAL BLOCKED

Regular Season:

By Titans—Brian Orakpo at New Orleans (Kai Forbath), 11/8/15
By Opponents—Muhammad Wilkerson, N.Y. Jets (Rob Bironas), 12/17/12

Playoffs:

By Titans—Never Happened
By Opponents—Richard Seymour, at New England, 1/10/04

FIELD GOAL BLOCKED, RETURNED FOR TD

Regular Season:

By Titans—Donald Mitchell (69 yards) at Detroit (Jason Hanson's FG blocked by Henry Ford), 10/21/01
By Opponents—Rob Morris (68 yards), at Indianapolis (Gary Anderson's FG blocked by Montae Reagor), 12/5/04

Playoffs:

By Titans—Never Happened
By Opponents—Anthony Mitchell, vs. Baltimore (90 yards), 1/7/01

PUNT BLOCKED

Regular Season:

By Titans—Tim Shaw vs. Pittsburgh (Drew Butler), 10/11/12
By Opponents—Tank Carder, vs. Cleveland (Brett Kern), 10/5/14

Playoffs:

By Titans—Chris Coleman, vs. Baltimore (Kyle Richardson, twice), 1/7/01
By Opponents—Jerry Olsavsky, vs. Pittsburgh (Greg Montgomery), 12/31/89

PUNT BLOCKED AND RETURNED FOR TD

Regular Season:

By Titans—Jason McCourty vs. Indianapolis, 10/30/11 (Pat McAfee's punt blocked by Patrick Bailey and recovered in end zone by McCourty)
By Opponents—Mike Harris (19 yards), vs. Jacksonville (Brett Kern's punt blocked by Mike Harris), 12/30/12

Playoffs:

By Titans—Never Happened
By Opponents—Never Happened

MISSED PAT

Regular Season:

By Titans—Ryan Succop at New England, 12/20/15
By Opponents—Jason Myers (twice), vs. Jacksonville, 12/6/15

Playoffs:

By Titans—Never Happened
By Opponents—David Treadwell (Wide Left), at Denver, 1/4/92

TWO-POINT CONVERSION MADE

Regular Season:

By Titans—Dexter McCluster (pass from Marcus Mariota) at N.Y. Jets, 12/13/15
By Opponents—Arian Foster run, at Houston, 9/15/13

Playoffs:

By Titans—Never Happened
By Opponents—Plaxico Burress (pass from Hines Ward) vs. Pittsburgh, 1/11/03

TWO-POINT CONVERSION FAILED

Regular Season:

By Titans—vs. Houston (pass failed), 12/27/15
By Opponents—vs. Jacksonville (pass incomplete), 12/6/15

Playoffs:

By Titans—vs. St. Louis (pass incomplete), 1/30/00
By Opponents—Buffalo (pass incomplete), 1/8/00

SAFETY SCORED

Regular Season:

By Titans—Jets quarterback Geno Smith penalized for intentional grounding in the end zone, vs. N.Y. Jets, 12/14/14
By Opponents—Ball out of bounds in end zone after Brett Kern's punt blocked by Tank Carder, vs. Cleveland, 10/5/14

Playoffs:

By Titans—Josh Evans and Jason Fisk at Jacksonville (sacked Mark Brunell), 1/23/00
By Opponents—Dan Pastorini ran out of the End Zone at Miami, 12/24/78

200 YARDS RUSHING

Regular Season:

By Titans—Chris Johnson vs. Jacksonville (228 yards), 11/1/09
By Opponents—Le'Veon Bell, vs. Pittsburgh (204 yards), 11/17/14

Playoffs:

By Titans—Never Happened
By Opponents—Never Happened

150 YARDS RUSHING

Regular Season:

By Titans—Chris Johnson at St. Louis (150 yards), 11/3/13
By Opponents—Le'Veon Bell, vs. Pittsburgh (204 yards), 11/17/14

Playoffs:

By Titans—Eddie George, at Indianapolis (162 yards), 1/16/00
By Opponents—Paul Lowe, vs. Los Angeles Chargers (165 yards), 1/1/61

100 YARDS RUSHING

Regular Season:

By Titans—Marcus Mariota vs. Jacksonville (112 yards), 12/6/15
By Opponents—Chris Ivory, at N.Y. Jets (101 yards), 12/13/15

Playoffs:

By Titans—Eddie George, at Indianapolis (162 yards), 1/16/00
By Opponents—Fred Taylor, at Jacksonville (110 yards), 1/23/00

400 YARDS PASSING

Regular Season:

By Titans—Ryan Fitzpatrick, vs. Arizona (402 yards), 12/15/13
By Opponents—Tony Romo, at Dallas (406 yards), 10/10/10

Playoffs:

By Titans—Never Happened
By Opponents—Kurt Warner, vs. St. Louis (414), 1/30/00

300 YARDS PASSING

Regular Season:

By Titans—Marcus Mariota, at New Orleans (371 yards), 11/8/15
By Opponents—Blake Bortles, vs. Jacksonville (322 yards), 12/6/15

Playoffs:

By Titans—Steve McNair vs. Pittsburgh (338 yards), 1/11/03
By Opponents—Kurt Warner, St. Louis (414 yards), 1/30/00

200 YARDS RECEIVING

Regular Season:

By Titans—Kenny Britt vs. Philadelphia (225 yards), 10/24/10
By Opponents—DeAndre Hopkins, at Houston (238 yards), 11/30/14

Playoffs:

By Titans—Never Happened
By Opponents—Never Happened

THE LAST TIME THE TENNESSEE TITANS ...

150 YARDS RECEIVING

Regular Season:

By Titans—Delanie Walker, at Philadelphia (155 yards), 11/23/14
By Opponents—Allen Robinson, vs. Jacksonville (153 yards), 12/6/15

Playoffs:

By Titans—Never Happened
By Opponents—Isaac Bruce, St. Louis (162 yards), 1/30/00

100 YARDS RECEIVING

Regular Season:

By Titans—Dorial Green-Beckham, at New England (113 yards), 12/20/15
By Opponents—DeAndre Hopkins, vs. Houston (117 yards), 12/27/15

Playoffs:

By Titans—Justin Gage vs. Baltimore (135 yards), 1/10/09
By Opponents—Chris Chambers (121 yards) and Vincent Jackson (114), at San Diego, 1/6/08

FIVE TOUCHDOWN PASSES

Regular Season:

By Titans—Steve McNair vs. Jacksonville, 12/26/99
By Opponents—Blake Bortles, vs. Jacksonville, 12/6/15

Playoffs:

By Titans—Never Happened
By Opponents—Daryle Lamonica, at Oakland (6), 12/21/69

FOUR TOUCHDOWN PASSES

Regular Season:

By Titans—Marcus Mariota, at New Orleans, 11/8/15
By Opponents—Blake Bortles, vs. Jacksonville (5), 12/6/15

Playoffs:

By Titans—Warren Moon at Buffalo, 1/3/93
By Opponents—Frank Reich, at Buffalo, 1/3/93

THREE TOUCHDOWN RECEPTIONS

Regular Season:

By Titans—Kenny Britt vs. Philadelphia, 10/24/10
By Opponents—Allen Robinson, vs. Jacksonville, 12/6/15

Playoffs:

By Titans—Never Happened
By Opponents—Andre Reed, Buffalo, 1/3/93

TWO TOUCHDOWN RECEPTIONS

Regular Season:

By Titans—Delanie Walker, at New England, 12/20/15
By Opponents—Allen Robinson, vs. Jacksonville (3), 12/6/15

Playoffs:

By Titans—Haywood Jeffires at Buffalo, 1/3/93
By Opponents—Hines Ward, Pittsburgh, 1/11/03

THREE TOUCHDOWNS RUSHING

Regular Season:

By Titans—LenDale White at Kansas City, 10/19/08
By Opponents—Corey Dillon, Cincinnati (4), 12/4/97

Playoffs:

By Titans—Never Happened
By Opponents—Never Happened

TWO TOUCHDOWNS RUSHING

Regular Season:

By Titans—Shonn Greene, at Denver, 12/8/13
By Opponents—Frank Gore, vs. Indianapolis, 9/27/15

Playoffs:

By Titans—Steve McNair at Oakland, 1/19/03
By Opponents—Antwain Smith, vs. Buffalo, 1/8/00

FOUR FIELD GOALS

Regular Season:

By Titans—Ryan Succop at Kansas City, 9/7/14
By Opponents—Stephen Gostkowski, at New England, 12/20/15

Playoffs:

By Titans—Al Del Greco, at Indianapolis, 1/16/00
By Opponents—Gary Anderson (OT) vs. Pittsburgh, 12/31/89

THREE FIELD GOALS

Regular Season:

By Titans—Ryan Succop vs. N.Y. Jets, 12/14/14
By Opponents—Adam Vinatieri, at Indianapolis, 1/3/16

Playoffs:

By Titans—Al Del Greco, at Indianapolis (4), 1/16/00
By Opponents—Jeff Reed, Pittsburgh, 1/11/03

THREE INTERCEPTIONS

Regular Season:

By Titans—Keith Bulluck at New Orleans (3), 9/24/07
By Opponents—Glover Quin, at Houston (3), 11/28/10

Playoffs:

By Titans—Vernon Perry at San Diego (4*), 12/29/79
By Opponents—Never Happened

TWO INTERCEPTIONS

Regular Season:

By Titans—Jason McCourty at Kansas City, 9/7/14
By Opponents—Dwight Lowery, vs. Indianapolis, 9/27/15

Playoffs:

By Titans—Bubba McDowell vs. N.Y. Jets, 12/29/91
By Opponents—Johnny Robinson, vs. Dallas Texans, 12/23/62

THREE SACKS

Regular Season:

By Titans—Jason Jones vs. Pittsburgh (3.5), 12/21/08
By Opponents—Muhammad Wilkerson, at N.Y. Jets, 12/13/15

Playoffs:

By Titans—Andy Dorris vs. Denver, 12/23/79
By Opponents—Willie McGinest, at New England, 1/10/04

SCORED 50 POINTS

Regular Season:

By Titans—Oilers 58, Cleveland 14, 12/9/90
By Opponents—Titans 28, at Denver 51, 12/8/13

Playoffs:

By Titans—Never Happened
By Opponents—at Oakland 56, Oilers 7, 12/21/69

SCORED 40 POINTS

Regular Season:

By Titans—Titans 42, Jacksonville 39, 12/6/15
By Opponents—Titans 24, at Houston 45, 11/30/14

Playoffs:

By Titans—Never Happened
By Opponents—at Oakland 41, Titans 24, 1/19/03

WON OVERTIME GAME

Regular Season:

By Titans—Titans 34 at Saints 28, 11/8/15
By Opponents—Cardinals 37 at Titans 34, 12/15/13

Playoffs:

By Titans—Titans 34, Pittsburgh 31, 1/11/03
By Opponents—at Buffalo 41, Oilers 38, 1/3/93

SHUTOUT

Regular Season:

By Titans—Titans 31, Dallas 0, 12/25/00
By Opponents—Titans 0, at Houston 20, 11/28/10

Playoffs:

By Titans—Never Happened
By Opponents—Never Happened

500 TOTAL NET YARDS

Regular Season:

By Titans—vs. Arizona (532 yards), 11/29/09
By Opponents—at Denver (551 yards), 12/8/13

Playoffs:

By Titans—Never Happened
By Opponents—Never Happened

400 TOTAL NET YARDS

Regular Season:

By Titans—vs. Jacksonville (467 yards), 12/6/15
By Opponents—at N.Y. Jets (439 yards), 12/13/15

Playoffs:

By Titans—vs. Pittsburgh (430 yards), 1/11/03
By Opponents—St. Louis (436 yards), 1/30/00

LAST TIME IN A SEASON THE TITANS ...

TEAM OFFENSE

- Ranked 1st in Overall Offense — 1990
- Ranked 1st in Rushing Offense — 1967 (AFL)
- Ranked 1st in Passing Offense — 1992

TEAM DEFENSE

- Ranked 1st in Overall Defense — 2000
- Ranked 1st in Rushing Defense — 2003
- Ranked 1st in Passing Defense — 2000

GAMES WON

- 10 Wins — 2008 (13-3)
- 11 Wins — 2008 (13-3)
- 12 Wins — 2008 (13-3)
- 13 Wins — 2008 (13-3)

ADVANCED IN PLAYOFFS

- Wild Card Round — 2008 (Divisional Round)
- Divisional Round — 2008
- Conference Championship — 2002
- Super Bowl — 1999

RUSHING

- 1,000 Yards — Chris Johnson (1,077), 2013
- 1,500 Yards — Chris Johnson (2,006), 2009
- 2,000 Yards — Chris Johnson (2,006), 2009
- 300 Attempts — Chris Johnson (316), 2010
- 400 Attempts — Eddie George (403), 2000
- 10 Touchdowns — Chris Johnson (11), 2010
- 15 Touchdowns — Lendale White (15), 2008

PASSING

- 3,000 Yards — Matt Hasselbeck (3,571), 2011
- 3,500 Yards — Matt Hasselbeck (3,571), 2011
- 4,000 Yards — Warren Moon (4,690), 1991
- 400 Attempts — Matt Hasselbeck (518), 2011
- 500 Attempts — Matt Hasselbeck (518), 2011
- 600 Attempts — Warren Moon (655), 1991
- 20 Touchdowns — Steve McNair (24), 2003
- 30 Touchdowns — Warren Moon (33), 1990
- 90.0 Passer Rating — Marcus Mariota (91.5), 2015
- 100.0 Passer Rating — Steve McNair (100.4), 2003

RECEIVING

- 80 Receptions — Delanie Walker (94), 2015
- 90 Receptions — Delanie Walker (94), 2015
- 100 Receptions — Haywood Jeffires (100), 1991
- 1,000 Yards — Delanie Walker (1,088), 2015
- 1,500 Yards — Charlie Hennigan (1,546), 1964
- 10 Touchdowns — Drew Bennett (11), 2004
- 15 Touchdowns — Bill Groman (17), 1961

SCORING

- 100 Points — Rob Bironas (116), 2013
- 110 Points — Rob Bironas (116), 2013
- 120 Points — Rob Bironas (121), 2011
- 130 Points — Rob Bironas (133), 2007
- 30 Field Goals — Rob Bironas (35), 2007
- 35 Field Goals — Rob Bironas (35), 2007
- 10 Touchdowns — Chris Johnson (10), 2013
- 15 Touchdowns — Chris Johnson (16), 2009

DEFENSE

- 7 Interceptions — Michael Griffin (7), 2008
- 8 Interceptions — Richard Johnson (8), 1990
- 9 Interceptions — Mike Reinfeldt (12), 1979
- 10 Interceptions — Mike Reinfeldt (12), 1979
- 10 Sacks — Jurrell Casey (10.5), 2013
- 12 Sacks — Jason Babin (12.5), 2010
- 14 Sacks — Jevon Kearse (14.5), 1999
- 150 Tackles — Stephen Tulloch (169) & Michael Griffin (153), 2010
- 175 Tackles — Keith Bulluck (180), 2002
- 200 Tackles — Gregg Bingham (212), 1980

TITANS RECORDS AT A GLANCE

Team record holders in major statistical categories

SCORING

- Points (Game) — 30 by Billy Cannon (5 TDs) at N.Y. Titans, 12/10/61
- Points (Season) — 136 by Al Del Greco, 1998
- Points (Career) — 1,060 by Al Del Greco, 1991-00
- Touchdowns (Game) — 5 by Billy Cannon at N.Y. Titans, 12/10/61
- Touchdowns (Season) — 19 by Earl Campbell, 1979
- Touchdowns (Career) — 74 by Eddie George, 1996-03
- Field Goals (Game) — 8 by Rob Bironas at Hou., 10/21/07
- Field Goals (Season) — 36 by Al Del Greco, 1998
- Field Goals (Career) — 246 by Al Del Greco, 1991-00

RUSHING

- Rushing Yards (Game) — 228 by Chris Johnson vs. Jax, 11/1/09
- Rushing Yards (Season) — 2,006 by Chris Johnson, 2009
- Rushing Yards (Career) — 10,009 by Eddie George, 1996-03
- Rushing Touchdowns (Game) — 4 by Earl Campbell vs. Mia., 11/20/78; Lorenzo White vs. Cle., 12/9/90
- Rushing Touchdowns (Season) — 19 by Earl Campbell, 1979
- Rushing Touchdowns (Career) — 73 by Earl Campbell, 1978-84

PASSING

- Passing Yards (Game) — 527 by Warren Moon at K.C., 12/16/90
- Passing Yards (Season) — 4,690 by Warren Moon, 1991
- Passing Yards (Career) — 33,685 by Warren Moon, 1984-93
- Passing Touchdowns (Game) — 7 by George Blanda vs. N.Y. Titans, 11/19/61
- Passing Touchdowns (Season) — 36 by George Blanda, 1961
- Passing Touchdowns (Career) — 196 by Warren Moon, 1984-93
- Passer Rating (Game) — 158.3 by Chris Chandler at Cin., 9/24/95
- Passer Rating (Season) — 100.4 by Steve McNair, 2003
- Passer Rating (Career) — 83.3 by Steve McNair, 1995-05

RECEIVING

- Receptions (Game) — 13 (three times, last by Drew Bennett at Oak., 12/19/04)
- Receptions (Season) — 101 by Charlie Hennigan, 1964
- Receptions (Career) — 542 by Ernest Givins, 1986-94
- Receiving Yards (Game) — 272 by Charlie Hennigan at Bos., 10/13/61
- Receiving Yards (Season) — 1,746 by Charlie Hennigan, 1961
- Receiving Yards (Career) — 7,935 by Ernest Givins, 1986-94
- Receiving Touchdowns (Game) — 3 (17 times, last by Kenny Britt vs. Phi., 10/24/10)
- Receiving Touchdowns (Season) — 17 by Bill Groman, 1961
- Receiving Touchdowns (Career) — 51 by Charlie Hennigan, 1960-66

PUNTING

- Punts (Game) — 11 (twice by Rich Camarillo, last at Pit., 12/3/95)
- Punts (Season) — 96 by Rich Camarillo, 1994
- Punts (Career) — 861 by Craig Hentrich, 1998-09

PUNT RETURNS

- Punt Return Yards (Game) — 160 by Darius Reynaud vs. Jax., 12/30/12
- Punt Return Average (Season) — 15.4 by Billy Johnson, 1977
- Punt Return Average (Career) — 13.2 by Billy Johnson, 1974-80

KICKOFF RETURNS

- Kickoff Return Yards (Game) — 240 by Bobby Jancik at Oak., 12/22/63
- Kickoff Return Average (Season) — 31.3 by Ken Hull, 1960
- Kickoff Return Average (Career) — 26.5 by Bobby Jancik, 1962-67

INTERCEPTIONS

- Interceptions (Game) — 3 (eight times, last by Keith Bulluck at N.O., 9/24/07)
- Interceptions (Season) — 12 by Freddy Glick, 1963; by Mike Reinfeldt, 1979
- Interceptions (Career) — 45 by Jim Norton, 1960-68

SACKS

- Sacks (Game) — 4 (five times, last by William Fuller vs. Pit., 11/28/93)
- Sacks (Season) — 17 by Elvin Bethea, 1973
- Sacks (Career) — 105 by Elvin Bethea, 1968-83

TENNESSEE TITANS 2015 PARTICIPATION CHART

Player	9/13 @TB	9/20 @Cle	9/27 Ind	10/11 Buf	10/18 Mia	10/25 Atl	11/1 @Hou	11/8 @NO	11/15 Car	11/19 @Jax	11/29 Oak	12/6 Jax	12/13 @NYJ	12/20 @NE	12/27 Hou	1/3 @Ind	Season Totals			
																	GP	GS	DNP	IA
Andrews, Antonio	IA	IA	P	P	RB	P	RB	RB	RB	RB	RB	RB	RB	RB	RB	P	14	10	0	2
Ankrah, Jason	PS	PS	PS	PS	PS	PS	PS	PS	PS	PS	PS	PS	PS	PS	PS	PS	0	0	0	0
Aubrey, Josh	PS	PS	PS	PS	PS	PS	PS	PS	PS	PS	PS	PS	PS	P	IA	IA	1	0	0	2
Bass, David	P	P	P	P	P	P	P	P	P	OLB	OLB	OLB	OLB	OLB	OLB	OLB	16	7	0	0
Bell, Byron	LG	LG	LG	LG	LG	LG	LG	RT	RT	RT	RT	RT	RT	RT	RT	LT	16	16	0	0
Blackson, Angelo	P	P	P	P	P	P	P	P	P	P	P	P	P	P	P	P	16	0	0	0
Brinkley, Beau	P	P	P	P	P	P	P	P	P	P	P	P	P	P	P	P	16	0	0	0
Brown, Zach	ILB	ILB	ILB	P	ILB	P	P	P	P	P	P	P	P	P	P	ILB	16	5	0	0
Casey, Jurrell	DT	DT	DT	DT	DT	DT	DT	DT	DT	DT	DT	DT	DT	DT	DT	DT	16	16	0	0
Cobb, David	IRR	IRR	IRR	IRR	IRR	IRR	IRR	IRR	IA	P	P	P	P	P	P	RB	7	1	0	1
Coffman, Chase	IA	P	IA	IA	IA	X	X	X	X	X	X	X	X	X	X	X	1	0	0	4
Cox, Perrish	CB	CB	CB	CB	CB	IA	IA	CB	IA	CB	CB	CB	CB	CB	CB	CB	13	13	0	3
Cudjoe-Virgil, Yannik	X	X	X	X	X	X	X	X	X	PS	P	P	IR	IR	IR	IR	2	0	0	0
Dickerson, Dorin	IR	IR	IR	IR	IR	IR	IR	IR	IR	IR	IR	IR	IR	IR	IR	IR	0	0	0	0
Douglas, Harry	WR	WR	WR	WR	WR	IA	IA	WR	P	WR	WR	WR	WR	WR	P	WR	14	12	0	2
Fasano, Anthony	P	TE	P	P	TE	P	TE	TE	TE	TE	TE	TE	P	TE	TE	TE	16	11	0	0
Farrell, Dillon	X	X	PS	PS	PS	PS	PS	PS	PS	PS	PS	PS	PS	PS	PS	PS	0	0	0	0
Fluellen, David	PS	PS	PS	PS	PS	PS	PS	PS	PS	PS	PS	PS	PS	PS	PS	PS	0	0	0	0
Fowler, Jalston	P	P	P	P	P	P	P	P	P	P	P	P	P	P	P	P	16	0	0	0
Gallik, Andy	P	DNP	P	DNP	P	C	DNP	C	C	C	C	C	C	C	C	DNP	12	8	4	0
Green-Beckham, Dorial	P	P	P	P	P	WR	P	WR	P	P	P	P	WR	P	WR	WR	16	5	0	0
Greene, Kevin	X	X	X	X	X	X	X	X	PS	PS	PS	PS	PS	PS	PS	PS	0	0	0	0
Griffin, Michael	FS	FS	FS	FS	FS	IA	P	FS	FS	FS	FS	FS	FS	FS	FS	FS	15	14	0	1
Harris, Brandon	IR	IR	IR	IR	IR	IR	IR	IR	IR	IR	IR	IR	IR	IR	IR	IR	0	0	0	0
Harwell, Nick	X	X	X	X	X	X	X	X	X	X	X	X	X	PS	PS	PS	0	0	0	0
Hill, Sammie	IA	IA	IA	IA	IA	IA	P	P	P	NT	NT	NT	NT	P	NT	P	10	5	0	6
Huff, Marqueston	P	P	P	P	P	P	P	P	P	P	P	P	P	P	P	P	16	0	0	0
Hunter, Justin	P	WR	P	WR	P	WR	WR	P	WR	IR	IR	IR	IR	IR	IR	IR	9	5	0	0
Johnson, Damaris	X	X	X	X	X	X	X	X	X	X	X	X	X	IA	IA	IA	0	0	0	3
Johnson, Steve	P	P	P	P	P	P	P	P	P	P	P	P	P	P	P	P	16	0	0	0
Jones, DaQuan	DE	DE	DE	DE	DE	DE	DE	DE	DE	DE	DE	DE	DE	DE	DE	DE	16	16	0	0
Kafka, Mike	X	X	X	X	X	X	X	X	X	X	X	X	X	PS	X	X	0	0	0	0
Kern, Brett	P	P	P	P	P	P	P	P	P	P	P	P	P	P	P	P	16	0	0	0
Klug, Karl	P	P	P	P	P	P	P	P	P	P	P	P	P	P	P	P	16	0	0	0
Lewan, Taylor	LT	LT	LT	LT	LT	LT	LT	LT	LT	LT	LT	LT	LT	LT	LT	IA	15	15	0	1
Looney, Joe	X	X	X	X	X	P	C	LG	LG	LG	DNP	DNP	DNP	P	C	C	8	6	3	0
Lutman, Gavin	X	X	X	X	X	X	X	X	X	X	X	X	X	X	PS	PS	0	0	0	0
Mariota, Marcus	QB	QB	QB	QB	QB	IA	IA	QB	QB	QB	QB	QB	QB	QB	IA	IA	12	12	0	4
Martin, Mike	P	P	P	IA	P	P	IA	IA	IA	IA	IA	IA	IA	IA	IR	IR	5	0	0	9
Matias, Josue	PS	PS	PS	PS	PS	PS	PS	PS	PS	PS	PS	PS	PS	PS	PS	PS	0	0	0	0
McBride, Tre	PS	PS	PS	PS	PS	PS	PS	PS	PS	P	P	P	P	P	P	P	7	0	0	0
McCluster, Dexter	P	P	RB	P	P	RB	P	P	P	P	IA	IA	P	IR	IR	IR	11	2	0	2
McCourt, Jason	IA	IA	IA	CB	CB	CB	CB	IA	IA	IR	IR	IR	IR	IR	IR	IR	4	4	0	5
Meredith, Jamon	P	P	RG	RG	P	P	P	P	P	P	P	IA	IA	IA	P	RT	13	3	0	3
Mettenberger, Zach	P	DNP	DNP	DNP	P	QB	QB	DNP	DNP	DNP	DNP	DNP	DNP	P	QB	QB	7	4	9	0
Morgan, Derrick	OLB	OLB	OLB	OLB	OLB	OLB	OLB	OLB	OLB	P	IA	IA	IA	IR	IR	IR	10	9	0	3
Mount, Deiontrez	P	P	P	P	IR	IR	IR	IR	IR	IR	IR	IR	IR	IR	IR	IR	4	0	0	0
Neighbors, Connor	IR	IR	IR	IR	IR	X	X	X	X	X	X	X	X	X	X	X	0	0	0	0
Orakpo, Brian	OLB	OLB	OLB	OLB	OLB	OLB	OLB	OLB	OLB	OLB	OLB	OLB	OLB	OLB	OLB	OLB	16	16	0	0
Pierce-Brewster, Markus	X	X	X	X	X	PS	PS	PS	PS	X	X	X	X	X	X	X	0	0	0	0
Pitoitua, Ropati	IA	P	DNP	P	IA	P	IA	IA	IA	P	P	IA	IA	IA	IA	IA	5	0	1	10
Poehls, Will	PS	PS	PS	PS	PS	PS	PS	PS	PS	PS	PS	PS	PS	PS	PS	PS	0	0	0	0
Poutasi, Jeremiah	RT	RT	RT	RT	RT	RT	RT	DNP	DNP	P	IA	P	DNP	P	IA	P	11	7	3	2
Renner, Bryn	X	X	X	X	X	X	X	X	X	X	X	X	X	X	PS	PS	0	0	0	0
Richardson, Rico	PS	PS	PS	PS	PS	P	P	P	P	P	X	PS	PS	PS	X	X	5	0	0	0
Richardson, Shaquille	X	X	X	X	X	X	X	X	X	PS	PS	PS	PS	PS	PS	PS	0	0	0	0
Riggs, Cody	P	IA	IA	IA	P	P	P	P	P	P	IA	IA	P	P	P	P	11	0	0	5
Riley, Curtis	IR	IR	IR	IR	IR	IR	IR	IR	IR	IR	IR	IR	IR	IR	IR	IR	0	0	0	0
Sankey, Bishop	RB	RB	P	RB	P	P	P	DNP	P	IA	P	P	IA	P	P	P	13	3	1	2
Schwenke, Brian	C	C	C	C	C	IR	IR	IR	IR	IR	IR	IR	IR	IR	IR	IR	5	5	0	0
Searcy, DaNorris	SS	SS	SS	SS	SS	SS	SS	SS	SS	SS	P	SS	P	IA	SS	SS	15	13	0	1
Sensabaugh, Coty	CB	CB	CB	P	CB	CB	CB	CB	CB	CB	CB	CB	CB	CB	CB	CB	16	15	0	0
Spain, Quinton	IA	IA	DNP	P	IA	IA	IA	IA	IA	IA	LG	LG	LG	LG	LG	LG	7	6	1	8
Stafford, Daimion	P	P	P	P	P	FS	P	P	P	P	P	P	P	SS	P	P	16	2	0	0
Staples, Justin	PS	PS	PS	PS	P	P	P	P	P	P	P	P	P	P	P	P	12	0	0	0
Stevens, Craig	TE	P	TE	P	TE	P	TE	TE	TE	TE	TE	TE	TE	P	TE	P	16	11	0	0
Succop, Ryan	P	P	P	P	P	P	P	P	P	P	P	P	P	P	P	P	16	0	0	0
Supernaw, Phillip	P	P	P	P	P	P	P	P	P	P	P	P	P	TE	P	P	16	1	0	0
Tanney, Alex	X	X	X	X	X	X	X	X	X	X	X	X	X	X	DNP	P	1	0	1	0
Tavai, J.R.	X	X	X	X	X	X	X	X	PS	PS	PS	PS	P	P	P	P	4	0	0	0
Turzilli, Andrew	X	X	X	X	X	X	X	X	X	IA	IA	IA	P	P	IA	P	3	0	0	4
Walker, Delanie	TE	IA	TE	TE	P	TE	P	P	TE	TE	TE	P	TE	TE	P	TE	15	10	0	1
Warmack, Chance	RG	RG	IA	IA	RG	RG	RG	RG	RG	RG	RG	RG	RG	RG	RG	RG	14	14	0	2
Webb, B.W.	X	X	X	X	X	PS	PS	P	P	P	P	P	CB	P	P	CB	9	2	0	0
West, Terrance	P	P	IA	IA	IA	IA	IA	X	X	X	X	X	X	X	X	X	2	0	0	5
Westbrook, Tevin	PS	PS	X	X	X	X	X	X	X	X	X	X	X	X	X	X	0	0	0	0
Whitehurst, Charlie	IA	IA	IA	IA	IA	DNP	DNP	IA	X	X	X	X	X	X	X	X	0	0	2	6
Williamson, Avery	ILB	ILB	ILB	ILB	IA	ILB	ILB	ILB	ILB	ILB	ILB	ILB	ILB	ILB	ILB	ILB	15	15	0	1
Woods, Al	NT	NT	NT	NT	P	NT	NT	NT	NT	IA	IA	P	P	NT	P	P	14	9	0	2
Woodyard, Wesley	P	P	P	ILB	ILB	ILB	ILB	ILB	ILB	ILB	ILB	ILB	ILB	ILB	ILB	P	16	12	0	0
Wreh-Wilson, Bliid	P	P	P	P	P	P	CB	IA	CB	IA	CB	P	IA	IA	IA	IA	10	3	0	6
Wright, Kendall	WR	WR	WR	WR	WR	WR	WR	IA	IA	IA	P	WR	IA	IA	WR	IA	10	9	0	6

Starters indicated by position (QB, RB, MLB, etc.); P = played but did not start; DNP = active but did not play; IA = inactive for game; PS = practice squad; PS-I = practice squad injured reserve; X = not on roster; IR = injured reserve; IRR = injured reserve-designated for return; SUS = reserve/suspended; NFI = non-football injury; PUP = physically unable to perform

2015 TENNESSEE TITANS STARTERS

OFFENSE

Date	Opp	WR	LT	LG	C	RG	RT	TE	WR/TE	TE/WR	QB	RB
09/13/15	@ TB	H. Douglas	T. Lewan	B. Bell	B. Schwenke	C. Warmack	J. Poutasi	D. Walker	K. Wright	C. Stevens (TE)	M. Mariota	B. Sankey
09/20/15	@ Cle	H. Douglas	T. Lewan	B. Bell	B. Schwenke	C. Warmack	J. Poutasi	A. Fasano	K. Wright	J. Hunter (WR)	M. Mariota	B. Sankey
09/27/15	Ind	H. Douglas	T. Lewan	B. Bell	B. Schwenke	J. Meredith	J. Poutasi	D. Walker	K. Wright	C. Stevens (TE)	M. Mariota	D. McCluster
10/11/15	Buf	H. Douglas	T. Lewan	B. Bell	B. Schwenke	J. Meredith	J. Poutasi	D. Walker	K. Wright	J. Hunter (WR)	M. Mariota	B. Sankey
10/18/15	Mia	H. Douglas	T. Lewan	B. Bell	B. Schwenke	C. Warmack	J. Poutasi	A. Fasano	K. Wright	C. Stevens (TE)	M. Mariota	A. Andrews
10/25/15	Atl	J. Hunter	T. Lewan	B. Bell	A. Gallik	C. Warmack	J. Poutasi	D. Walker	K. Wright	D. Green-Beckham (WR)	Z. Mettenberger	D. McCluster
11/01/15	@ Hou	J. Hunter	T. Lewan	B. Bell	J. Looney	C. Warmack	J. Poutasi	A. Fasano	K. Wright	C. Stevens (TE)	Z. Mettenberger	A. Andrews
11/08/15	@ NO	H. Douglas	T. Lewan	J. Looney	A. Gallik	C. Warmack	B. Bell	A. Fasano	D. Green-Beckham (WR)	C. Stevens (TE)	M. Mariota	A. Andrews
11/15/15	Car	J. Hunter	T. Lewan	J. Looney	A. Gallik	C. Warmack	B. Bell	D. Walker	A. Fasano (TE)	C. Stevens (TE)	M. Mariota	A. Andrews
11/19/15	@ Jax	H. Douglas	T. Lewan	J. Looney	A. Gallik	C. Warmack	B. Bell	D. Walker	A. Fasano (TE)	C. Stevens (TE)	M. Mariota	A. Andrews
11/29/15	Oak	H. Douglas	T. Lewan	Q. Spain	A. Gallik	C. Warmack	B. Bell	D. Walker	A. Fasano (TE)	C. Stevens (TE)	M. Mariota	A. Andrews
12/06/15	Jax	H. Douglas	T. Lewan	Q. Spain	A. Gallik	C. Warmack	B. Bell	A. Fasano	K. Wright	C. Stevens (TE)	M. Mariota	A. Andrews
12/13/15	@ NYJ	H. Douglas	T. Lewan	Q. Spain	A. Gallik	C. Warmack	B. Bell	D. Walker	D. Green-Beckham (WR)	C. Stevens (TE)	M. Mariota	A. Andrews
12/20/15	@ NE	H. Douglas	T. Lewan	Q. Spain	A. Gallik	C. Warmack	B. Bell	D. Walker	A. Fasano (TE)	P. Supernaw (TE)	M. Mariota	A. Andrews
12/27/15	Hou	K. Wright	T. Lewan	Q. Spain	J. Looney	C. Warmack	B. Bell	A. Fasano	D. Green-Beckham (WR)	C. Stevens (TE)	Z. Mettenberger	A. Andrews
01/03/15	@ Ind	H. Douglas	B. Bell	Q. Spain	J. Looney	C. Warmack	J. Meredith	A. Fasano	D. Green-Beckham (WR)	D. Walker (TE)	Z. Mettenberger	D. Cobb

DEFENSE

Date	Opp	DE	NT/DB	DT	OLB	ILB	ILB/CB	OLB	CB	CB	SS	FS
09/13/15	@ TB	D. Jones (DE)	A. Woods	J. Casey	D. Morgan	Z. Brown	A. Williamson	B. Orakpo	P. Cox	C. Sensabaugh	D. Searcy	M. Griffin
09/20/15	@ Cle	D. Jones (DE)	A. Woods	J. Casey	D. Morgan	Z. Brown	A. Williamson	B. Orakpo	P. Cox	C. Sensabaugh	D. Searcy	M. Griffin
09/27/15	Ind	D. Jones (DE)	A. Woods	J. Casey	D. Morgan	Z. Brown	A. Williamson	B. Orakpo	P. Cox	C. Sensabaugh	D. Searcy	M. Griffin
10/11/15	Buf	D. Jones (DE)	A. Woods	J. Casey	D. Morgan	W. Woodyard	A. Williamson	B. Orakpo	P. Cox	J. McCourty	D. Searcy	M. Griffin
10/18/15	Mia	D. Jones (DE)	C. Sensabaugh(CB)	J. Casey	D. Morgan	Z. Brown	W. Woodyard	B. Orakpo	P. Cox	J. McCourty	D. Searcy	M. Griffin
10/25/15	Atl	D. Jones (DE)	A. Woods	J. Casey	D. Morgan	W. Woodyard	A. Williamson	B. Orakpo	J. McCourty	C. Sensabaugh	D. Searcy	D. Stafford
11/01/15	@ Hou	D. Jones (DE)	A. Woods	J. Casey	D. Morgan	W. Woodyard	A. Williamson	B. Orakpo	J. McCourty	B. Wreh-Wilson	D. Searcy	C. Sensabaugh (CB)
11/08/15	@ NO	D. Jones (DE)	A. Woods	J. Casey	D. Morgan	W. Woodyard	A. Williamson	B. Orakpo	P. Cox	C. Sensabaugh	D. Searcy	M. Griffin
11/15/15	Car	D. Jones (DE)	A. Woods	J. Casey	D. Morgan	W. Woodyard	A. Williamson	B. Orakpo	B. Wreh-Wilson	C. Sensabaugh	D. Searcy	M. Griffin
11/19/15	@ Jax	D. Jones (DE)	S. Hill	J. Casey	D. Bass	W. Woodyard	A. Williamson	B. Orakpo	P. Cox	C. Sensabaugh	D. Searcy	M. Griffin
11/29/15	Oak	D. Jones (DE)	S. Hill	J. Casey	D. Bass	W. Woodyard	A. Williamson	B. Orakpo	P. Cox	B. Wreh-Wilson	C. Sensabaugh (CB)	M. Griffin
12/06/15	Jax	D. Jones (DE)	S. Hill	J. Casey	D. Bass	W. Woodyard	A. Williamson	B. Orakpo	P. Cox	C. Sensabaugh	D. Searcy	M. Griffin
12/13/15	@ NYJ	D. Jones (DE)	S. Hill	J. Casey	D. Bass	W. Woodyard	A. Williamson	B. Orakpo	P. Cox	C. Sensabaugh	B. Webb (CB)	M. Griffin
12/20/15	@ NE	D. Jones (DE)	A. Woods	J. Casey	D. Bass	W. Woodyard	A. Williamson	B. Orakpo	P. Cox	C. Sensabaugh	D. Stafford	M. Griffin
12/27/15	Hou	D. Jones (DE)	S. Hill	J. Casey	D. Bass	W. Woodyard	A. Williamson	B. Orakpo	P. Cox	C. Sensabaugh	D. Searcy	M. Griffin
01/03/15	@ Ind	D. Jones (DE)	B. Webb (CB)	J. Casey	D. Bass	Z. Brown	A. Williamson	B. Orakpo	P. Cox	C. Sensabaugh	D. Searcy	M. Griffin

Bold denotes rookie

TENNESSEE TITANS 2015–2016 TRANSACTIONS

2015

January 5	Signed TE DORIN DICKERSON to a future contract	June 19	Signed third-round choice T JEREMIAH POUTASI
January 15	Signed WR JACOBY FORD and WR CLYDE GATES to future contracts	July 22	Signed first-round choice QB MARCUS MARIOTA
January 28	Assistant wide receivers coach KEVIN PATULLO leaves to become quarterbacks coach with the N.Y. Jets	July 30	Signed free agents TE CHASE COFFMAN and RB DAVID FLUELLEN ; placed TE DORIN DICKERSON on injured reserve; placed NT SAMMIE HILL on reserve/physically unable to perform
February 5	Terminated vested veteran T MICHAEL OHER failed physical; hired DICK LeBEAU as assistant head coach/defense and JASON TUCKER as assistant wide receivers coach; elevated MIKE MULARKEY to assistant head coach/tight ends	July 31	Signed free agents NT ISAAKO AAITUI and WR TEBUCKY JONES ; waived T TERREN JONES
March 3	Claimed OLB JONATHAN MASSAQUOI off waivers from the Atlanta Falcons; terminated vested veteran S BERNARD POLLARD	August 6	Waived injured S CODY PREWITT ; signed free agent S JOSH AUBREY
March 12	Signed unrestricted free agent S Da’NORRIS SEARCY ; signed free agent WR HARRY DOUGLAS	August 8	Waived injured FB CONNOR NEIGHBORS ; signed free agent FB ZACH BOREN
March 13	Signed unrestricted free agents DL KARL KLUG , OLB DERRICK MORGAN and OLB BRIAN ORAKPO	August 10	Moved NT SAMMIE HILL from Physically Unable to Perform list to active roster; waived injured CB CURTIS RILEY ; signed free agent CB WILL BROWN
March 18	Signed unrestricted free agent CB PERRISH COX	August 13	Waived S CODY PREWITT from reserve/injured with an injury settlement
March 20	Signed unrestricted free agent T BYRON STINGILY	August 17	Waived WR CLYDE GATES ; signed free agent OLB ANDY STUDEBAKER
March 24	Signed unrestricted free agent K RYAN SUCCOP ; signed free agent TE ANTHONY FASANO	August 31	Terminated vested veteran C/G FERNANDO VELASCO ; waived LB NATE ASKEW , CB WILL BROWN , LB DEZMOND JOHNSON , WR TEBUCKY JONES , WR DEON LONG , DE DERRICK LOTT , G JUSTIN McCRAE , K MIKE MEYER and LB CHAZ SUTTON
March 27	Signed unrestricted free agent CB BRANDON HARRIS	September 1	Waived S JOSH AUBREY , DT TOBY JOHNSON and TE TEVIN WESTBROOK ; placed OLB YANNIK CUDJOE-VIRGIL and WR ANDREW TURZILLI on injured reserve
April 20	Signed free agent OLB KAELEN BURNETT	September 3	Waived OLB YANNIK CUDJOE-VIRGIL and WR ANDREW TURZILLI from reserve/injured with injury settlements
April 22	Signed unrestricted free agent T BYRON BELL	September 4	Traded G ANDY LEVITRE to the Atlanta Falcons for their 2016 sixth-round selection and a future conditional pick
April 27	Signed unrestricted free agent WR HAKEEM NICKS	September 5	Terminated vested veterans WR JACOBY FORD , WR HAKEEM NICKS , T BYRON STINGILY and OLB ANDY STUDEBAKER ; waived NT ISAAKO AAITUI , CB RI’SHARD ANDERSON , FB ZACH BOREN , LB KAELEN BURNETT , RB DAVID FLUELLEN , C GABE IKARD , G JOSUE MATIAS , WR TRE McBRIDE , T WILL POEHL , WR RICO RICHARDSON , WR JOSH STEWART , QB ALEX TANNEY , DB JEMEA THOMAS and DB KHALID WOOTEEN ; placed LB ZAVIAR GOODEN , LB YAWIN SMALLWOOD and LB J.R. TAVAI on injured reserve
April 30	Drafted QB MARCUS MARIOTA (first round, 2nd overall)	September 6	Claimed OLB DAVID BASS off waivers from the Chicago Bears and LB STEVE JOHNSON off waivers from the Denver Broncos; traded a 2016 conditional draft selection to the Cleveland Browns for RB TERRANCE WEST ; waived OLB JONATHAN MASSAQUOI and LB JUSTIN STAPLES ; terminated vested veteran TE CHASE COFFMAN ; signed S JOSH AUBREY , RB DAVID FLUELLEN , G JOSUE MATIAS , WR TRE McBRIDE , T WILL POEHL , WR RICO RICHARDSON and TE TEVIN WESTBROOK to the practice squad
May 1	Traded a 2015 second-round selection (33rd overall) to N.Y. Giants for the Giants’ 2015 second-round selection (40th overall), the Giants’ 2015 fourth-round selection (108th overall) and the Giants’ 2015 seventh-round selection (245th overall); drafted WR DORIAN GREEN-BECKHAM (second round, 40th overall) and OL JEREMIAH POUTASI (third round, 66th overall)	September 7	Placed RB DAVID COBB on injured reserve – designated for return; signed free agent TE CHASE COFFMAN
May 2	Drafted DE ANGELO BLACKSON (fourth round, 100th overall), FB JALSTON FOWLER (fourth round, 108th overall), RB DAVID COBB (fifth round, 138th overall), OLB DEIONTREZ MOUNT (sixth round, 177th overall), C ANDY GALLIK (sixth round, 208th overall) and WR TRE McBRIDE (seventh round, 245th overall)	September 8	Signed LB JUSTIN STAPLES to the practice squad
May 8	Placed OLB KAMERION WIMBLEY on the reserve/retired list; waived TE BRETT BRACKETT with injury waiver	September 9	Signed OLB JASON ANKRAH and CB B.W. WEBB to the practice squad
May 11	Signed the following undrafted free agents: OLB YANNIK CUDJOE-VIRGIL , DT TOBY JOHNSON , WR DEON LONG , DE DERRICK LOTT , G JOSUE MATIAS , K MIKE MEYER , FB CONNOR NEIGHBORS , S CODY PREWITT , CB CODY RIGGS , CB CURTIS RILEY , G QUINTON SPAIN , LB J.R. TAVAI , WR ANDREW TURZILLI , DT LUCAS VINCENT	September 10	Waived OLB J.R. TAVAI from reserve/injured with an injury settlement
May 13	Signed fourth-round choice DE ANGELO BLACKSON , sixth-round choice OLB DEIONTREZ MOUNT , sixth-round choice C ANDY GALLIK and seventh-round choice WR TRE McBRIDE	September 11	Waived LB ZAVIAR GOODEN and LB YAWIN SMALLWOOD from reserve/injured with injury settlements
May 14	Signed fourth-round choice FB JALSTON FOWLER and fifth-round choice RB DAVID COBB	September 22	Released TE TEVIN WESTBROOK from the practice squad
May 18	Waived OLB DONTAY MOCH and RB LACHE SEASTRUNK ; signed free agent OLB DEZMOND JOHNSON and TE TEVIN WESTBROOK	September 23	Signed C/G DILLON FARRELL to the practice squad
June 1	Signed second-round choice WR DORIAN GREEN-BECKHAM	October 17	Placed OLB DEIONTREZ MOUNT on injured reserve; signed LB JUSTIN STAPLES from the practice squad to the active roster
June 2	Waived DT LUCAS VINCENT ; signed free agent TE PHILLIP SUPERNOW	October 20	Placed C BRIAN SCHWENKE on injured reserve; signed
June 9	Placed CB BRANDON HARRIS on injured reserve; signed free agent C/G FERNANDO VELASCO		
June 16	Terminated vested veteran RB SHONN GREENE		
June 18	Waived TE TAYLOR THOMPSON		

TENNESSEE TITANS 2015–2016 TRANSACTIONS

free agent **C JOE LOONEY**; Waived **FB CONNOR NEIGHBORS** from reserve/injured with an injury settlement

October 21 Signed **OLB MARKUS PIERCE-BREWSTER** to the practice squad; **RB DAVID COBB** who is on the injured reserve – designated for return list returned to practice

October 24 Terminated vested veteran **TE CHASE COFFMAN**; signed **WR RICO RICHARDSON** from the practice squad to the active roster

October 26 Waived **WR RICO RICHARDSON**

October 27 Signed free agent **TE CHASE COFFMAN**

October 31 Terminated vested veteran **TE CHASE COFFMAN**; signed **WR RICO RICHARDSON** from the practice squad to the active roster

November 3 Relieved head coach **KEN WHISENHUNT** of his duties; named assistant head coach/tight ends coach **MIKE MULARKEY** as interim head coach; promoted asst. tight ends coach **ARTHUR SMITH** to tight ends coach

November 7 Waived **RB TERRANCE WEST**; signed **CB B.W. WEBB** from the practice squad to the active roster

November 11 Terminated vested veteran **QB CHARLIE WHITEHURST**; activated **RB DAVID COBB** from injured reserve – designated for return; signed **TE KEVIN GREENE** and **LB J.R. TAVAI** to the practice squad

November 17 Placed **WR JUSTIN HUNTER** and **CB JASON McCOURTY** on injured reserve; Signed **WR TRE McBRIDE** from the practice squad to the active roster; signed **WR ANDREW TURZILLI** from the San Francisco 49ers' practice squad; Released **LB MARKUS PIERCE-BREWSTER** from the practice squad; signed **OLB YANNIK CUDJOE-VIRGIL** and **CB SHAQUILLE RICHARDSON** to the practice squad

November 28 Waived **WR RICO RICHARDSON**; signed **OLB YANNIK CUDJOE-VIRGIL** from the practice squad to the active roster

December 1 Signed **WR RICO RICHARDSON** to the practice squad

December 12 Placed **OLB YANNIK CUDJOE-VIRGIL** on injured reserve; signed **OLB J.R. TAVAI** from the practice squad to the active roster

December 16 Placed **RB DEXTER McCLUSTER** on injured reserve; signed **S JOSH AUBREY** from the practice squad to the active roster; signed **WR NICK HARWELL** and **QB MIKE KAFKA** to the practice squad

December 17 Placed **OLB DERRICK MORGAN** on injured reserve; claimed **WR DAMARIS JOHNSON** off waivers from the New England Patriots

December 22 Placed **DL MIKE MARTIN** on injured reserve; signed **QB ALEX TANNEY** from the Indianapolis Colts' practice squad; released **QB MIKE KAFKA** and **WR RICO RICHARDSON** from the practice squad; signed **WR GAVIN LUTMAN** and **QB BRYN RENNER** to the practice squad

2016

January 4 Relieved general manager **RUSTON WEBSTER** of his duties; signed **RB DAVID FLUELLEN**, **TE KEVIN GREENE**, **WR NICK HARWELL**, **G JOSUE MATIAS** and **T WILL POEHLS** to future contracts

January 11 Signed **CB STEVEN CLARKE** to a future contract

January 14 Hired **JON ROBINSON** as general manager

January 16 Named **MIKE MULARKEY** the 18th head coach in franchise history

January 20 Hired **BOBBY APRIL** as special teams coordinator and **TERRY ROBISKIE** as offensive coordinator; elevated **DICK LeBEAU** to assistant head coach/defensive coordinator

January 25 Hired **RUSS GRIMM** as offensive line coach, **STEVE JACKSON** as assistant secondary coach and **DESHEA TOWNSEND** as secondary coach

January 26 Hired **BOB BRATKOWSKI** as wide receivers coach

February 1 Hired **BRANDON BLANEY** as defensive assistant and **KEITH WILLIS** as assistant defensive line coach

February 9 Terminated vested veteran **S MICHAEL GRIFFIN**

TENNESSEE TITANS UNOFFICIAL DEPTH CHART

OFFENSE

WR	83	Harry Douglas	<u>17</u>	<u>Dorial Green-Beckham</u>	<u>86</u>	<u>Andrew Turzilli</u>
TE	82	Delanie Walker	88	Craig Stevens	89	Phillip Supernaw
LT	77	Taylor Lewan	79	Jamon Meredith		
LG	<u>60</u>	<u>Quinton Spain</u>	<u>73</u>	<u>Jeremiah Poutasi</u>		
C	78	Joe Looney	<u>69</u>	<u>Andy Gallik</u>		
RG	70	Chance Warmack	78	Joe Looney		
RT	76	Byron Bell	79	Jamon Meredith	<u>73</u>	<u>Jeremiah Poutasi</u>
TE	80	Anthony Fasano	<u>45</u>	<u>Jalston Fowler (FB)</u>		
WR	13	Kendall Wright	<u>16</u>	<u>Tre McBride</u>	14	Damaris Johnson
QB	<u>8</u>	<u>Marcus Mariota</u>	7	Zach Mettenberger	11	Alex Tanney
RB	26	Antonio Andrews	20	Bishop Sankey	<u>23</u>	<u>David Cobb</u>

DEFENSE

DE	90	DaQuan Jones	92	Ropati Pitoitua	<u>95</u>	<u>Angelo Blackson</u>
NT	94	Sammie Hill	96	Al Woods		
DT	99	Jurrell Casey	97	Karl Klug		
OLB	51	David Bass	57	Justin Staples		
ILB	59	Wesley Woodyard	55	Zach Brown		
ILB	54	Avery Williamson	52	Steve Johnson		
OLB	98	Brian Orakpo	<u>41</u>	<u>J.R. Tavai</u>		
CB	29	Perrish Cox	25	Blidi Wreh-Wilson	<u>37</u>	<u>Cody Riggs</u>
SS	21	Da'Norris Searcy	39	Daimion Stafford	31	Josh Aubrey
FS	33	Michael Griffin	28	Marqueston Huff		
CB	24	Coty Sensabaugh	38	B.W. Webb		

SPECIAL TEAMS

K	4	Ryan Succop	6	Brett Kern
KO	4	Ryan Succop	6	Brett Kern
P	6	Brett Kern	4	Ryan Succop
H	6	Brett Kern	33	Michael Griffin
PR	83	Harry Douglas	29	Perrish Cox
KOR	<u>16</u>	<u>Tre McBride</u>	26	Antonio Andrews
LS	48	Beau Brinkley	26	Antonio Andrews

Rookie and first-year players are underlined

As of Jan. 3, 2016

Injured Reserve (starters when injured in *italics*): OLB Yannik Cudjoe-Virgil, TE Dorin Dickerson, CB Brandon Harris, WR Justin Hunter, DL Mike Martin, RB Dexter McCluster, *CB Jason McCourty*, *OLB Derrick Morgan*, OLB Deontrez Mount, CB Curtis Riley, *C Brian Schwenke*

TENNESSEE TITANS ROSTER BY EXPERIENCE

<u>10TH YEAR</u>		<u>5TH YEAR</u>		<u>2ND YEAR</u>		<u>ROOKIE FREE AGENTS</u>	
Anthony Fasano	TE	Byron Bell	T	Antonio Andrews	RB	Yannik Cudjoe-Virgil (IR)	OLB
Delanie Walker	TE	Jurrell Casey	DT	Marqueston Huff	DB	Cody Riggs	CB
		Perrish Cox	CB	DaQuan Jones	DL	Curtis Riley (IR)	CB
		Brandon Harris (IR)	CB	Taylor Lewan	T	Quinton Spain	G
Michael Griffin	S	Karl Klug	DE	Zach Mettenberger	QB	J.R. Tavai	OLB
		Da’Norris Searcy	S	Bishop Sankey	RB	Andrew Turzilli	WR
				Justin Staples	LB		
<u>8TH YEAR</u>		<u>4TH YEAR</u>		Phillip Supernaw	TE	As of Jan. 3, 2016	
Harry Douglas	WR	Beau Brinkley	LS	Alex Tanney	QB		
Brett Kern	P	Zach Brown	LB	Avery Williamson	LB		
Craig Stevens	TE	Dorin Dickerson (IR)	TE				
Wesley Woodyard	LB	Damaris Johnson	WR	<u>ROOKIE DRAFT PICKS</u>			
		Steve Johnson	ILB	Angelo Blackson	DE		
<u>7TH YEAR</u>		Joe Looney	C	David Cobb	RB		
Sammie Hill	NT	Mike Martin (IR)	DL	Jalston Fowler	FB		
Jason McCourty (IR)	CB	Coty Sensabaugh	CB	Andy Gallik	C		
Jamon Meredith	T	Kendall Wright	WR	Dorial Green-Beckham	WR		
Brian Orakpo	OLB			Marcus Mariota	QB		
Ryan Succop	K	<u>3RD YEAR</u>		Tre McBride	WR		
		Josh Aubrey	S	Deiontrez Mount (IR)	OLB		
<u>6TH YEAR</u>		David Bass	OLB	Jeremiah Poutasi	T		
Dexter McCluster (IR)	RB	Justin Hunter (IR)	WR				
Derrick Morgan (IR)	OLB	Brian Schwenke (IR)	C				
Ropati Pitoitua	DE	Daimion Stafford	S				
Al Woods	DL	Chance Warmack	G				
		B.W. Webb	CB				
		Blidi Wreh-Wilson	CB				

TENNESSEE TITANS ROSTER BY DRAFT ROUND

ROUND 1			ROUND 4			UNDRAFTED		
Player	Pos.	Year	Player	Pos.	Year	Player	Pos.	Year
Marcus Mariota	QB	2015	Angelo Blackson	DE	2015	Yannik Cudjoe-Virgil (IR)	OLB	2015
Taylor Lewan	T	2014	Jalston Fowler	FB	2015	Cody Riggs	CB	2015
Chance Warmack	G	2013	Marqueston Huff	DB	2014	Curtis Riley (IR)	CB	2015
Kendall Wright	WR	2012	DaQuan Jones	DL	2014	Quinton Spain	G	2015
Derrick Morgan (IR)	OLB	2010	Brian Schwenke (IR)	C	2013	J.R. Tavai	OLB	2015
Brian Orakpo	OLB	2009 (Was)	B.W. Webb	CB	2013 (Dal)	Andrew Turzilli	WR	2015
Michael Griffin	S	2007	Joe Looney	C	2012 (SF)	Antonio Andrews	RB	2014
ROUND 2			Coty Sensabaugh	CB	2012	Josh Aubrey	S	2013 (Cle)
Player	Pos.	Year	Da'Norris Searcy	S	2011 (Buf)	Justin Staples	LB	2013 (Cle)
Dorial Green-Beckham	WR	2015	Al Woods	DL	2010 (NO)	Beau Brinkley	LS	2012
Bishop Sankey	RB	2014	Sammie Hill	NT	2009 (Det)	Damaris Johnson	WR	2012 (Phi)
Justin Hunter (IR)	WR	2013	ROUND 5			Steve Johnson	ILB	2012 (Den)
Zach Brown	LB	2012	Player	Pos.	Year	Phillip Supernaw	TE	2012 (Hou)
Brandon Harris (IR)	CB	2011 (Hou)	David Cobb	RB	2015	Alex Tanney	QB	2012 (KC)
Dexter McCluster (IR)	RB	2010 (KC)	Avery Williamson	LB	2014	Byron Bell	T	2011 (Car)
Anthony Fasano	TE	2006 (Dal)	Karl Klug	DE	2011	Ropati Pitoitua	DE	2009 (NYJ)
ROUND 3			Perrish Cox	CB	2010 (Den)	Brett Kern	P	2008 (Den)
Player	Pos.	Year	Jamon Meredith	T	2009 (GB)	Wesley Woodyard	LB	2008 (Den)
Jeremiah Poutasi	T	2015	ROUND 6			As of Jan. 3, 2016		
Blidi Wreh-Wilson	CB	2013	Player	Pos.	Year			
Mike Martin (IR)	DL	2012	Andy Gallik	C	2015			
Jurrell Casey	DT	2011	Deiontrez Mount (IR)	OLB	2015			
Harry Douglas	WR	2008 (Atl)	Zach Mettenberger	QB	2014			
Craig Stevens	TE	2008	Jason McCourty (IR)	CB	2009			
ROUND 7			Delanie Walker	TE	2006 (SF)			
Player	Pos.	Year	ROUND 7					
Tre McBride	WR	2015	Player	Pos.	Year			
David Bass	OLB	2013 (Oak)	David Cobb	RB	2015			
Daimion Stafford	S	2013	Avery Williamson	LB	2014			
Dorin Dickerson (IR)	TE	2010 (Hou)	Karl Klug	DE	2011			
Ryan Succop	K	2009 (KC)	Perrish Cox	CB	2010 (Den)			
			Jamon Meredith	T	2009 (GB)			

HOW THE TENNESSEE TITANS WERE BUILT

YEAR	DRAFTEES (24)	FREE AGENTS (25)	TRADES/WAIVERS (4)
2015	QB Marcus Mariota (1) WR Dorial Green-Beckham (2) G/T Jeremiah Poutasi (3) DE Angelo Blackson (4a) FB Jalston Fowler (4b) RB David Cobb (5) C/G Andy Gallik (6b) WR Tre McBride (7)	WR Harry Douglas (FA) S Da'Norris Searcy (UFA-BUF) OLB Brian Orakpo (UFA-WAS) TE Anthony Fasano (FA) CB Perrish Cox (UFA-SF) T/G Byron Bell (UFA-CAR) CB Cody Riggs (FA) G Quinton Spain (FA) TE Phillip Supernaw (FA) LB Justin Staples (FA) C Joe Looney (FA) CB B.W. Webb (FA) WR Andrew Turzilli (FA) OLB J.R. Tavai (FA) S Josh Aubrey (FA) QB Alex Tanney (FA)	OLB David Bass (W-CHI) LB Steve Johnson (W-DEN) WR Damaris Johnson (W-NE)
2014	T Taylor Lewan (1) RB Bishop Sankey (2) DL DaQuan Jones (4a) DB Marqueston Huff (4b) LB Avery Williamson (5) QB Zach Mettenberger (6)	DL Al Woods (UFA-PIT) LB Wesley Woodyard (UFA-DEN) RB Antonio Andrews (FA) K Ryan Succop (FA) T/G Jamon Meredith (FA)	
2013	G Chance Warmack (1) CB Blidi Wreh-Wilson (3a) S Daimion Stafford (7)	TE Delanie Walker (UFA-SF) NT Sammie Hill (UFA-DET) DE Ropati Pitoitua (UFA-KC)	
2012	WR Kendall Wright (1) LB Zach Brown (2) CB Coty Sensabaugh (4)	LS Beau Brinkley (FA)	
2011	DT Jurrell Casey (3) DL Karl Klug (5)		
2010			
2009			P Brett Kern (W-DEN)
2008	TE Craig Stevens (3)		
2007	S Michael Griffin (1)		

As of Jan. 3, 2016

Injured Reserve: OLB Yannik Cudjoe-Virgil (FA-'15), TE Dorin Dickerson (FA-'15), CB Brandon Harris (W-'14), WR Justin Hunter (D2-'13), DL Mike Martin (D3-'12), RB Dexter McCluster (UFA-'14), CB Jason McCourty (D6-'09), OLB Derrick Morgan (D1-'10), OLB Deontrez Mount (D6-'15), CB Curtis Riley (FA-'15), C Brian Schwenke (D4-'13)

TENNESSEE TITANS POSITIONAL ROSTER - OFFENSE

QUARTERBACKS (3)

8	Mariota, Marcus	QB	6-4	222	10/30/93	R	Oregon	Honolulu, Hawaii	D1-'15
7	Mettenberger, Zach	QB	6-5	224	7/16/91	2	Louisiana State	Watkinsville, Ga.	D6-'14
11	Tanney, Alex	QB	6-4	220	11/11/87	2	Monmouth	Lexington, Ill.	FA-'15

RUNNING BACKS/FULLBACKS (4)

26	Andrews, Antonio	RB	5-10	225	8/17/92	2	Western Kentucky	Fort Campbell, Ky.	FA-'14
23	Cobb, David	RB	5-11	229	6/3/93	R	Minnesota	Killeen, Texas	D5-'15
45	Fowler, Jalston	FB	5-11	254	7/26/90	R	Alabama	Mobile, Ala.	D4b-'15
20	Sankey, Bishop	RB	5-10	209	9/15/92	2	Washington	Wadsworth, Ohio	D2-'14

WIDE RECEIVERS (6)

83	Douglas, Harry	WR	6-0	183	9/16/84	8	Louisville	Jonesboro, Ga.	FA-'15
17	Green-Beckham, Dorial	WR	6-5	237	4/12/93	R	Oklahoma	Springfield, Mo.	D2-'15
14	Johnson, Damaris	WR	5-8	175	11/22/89	4	Tulsa	Norco, La.	W (NE)-'15
16	McBride, Tre	WR	6-0	210	12/1/92	R	William & Mary	McDonough, Ga.	D7-'15
86	Turzilli, Andrew	WR	6-4	195	10/13/91	R	Rutgers	Butler, N.J.	FA-'15
13	Wright, Kendall	WR	5-10	191	11/12/89	4	Baylor	Pittsburg, Texas	D1-'12

TIGHT ENDS (4)

80	Fasano, Anthony	TE	6-4	255	4/20/84	10	Notre Dame	Verona N.J.	FA-'15
88	Stevens, Craig	TE	6-3	263	9/1/84	8	California	San Pedro, Calif.	D3-'08
89	Supernaw, Phillip	TE	6-5	248	1/30/90	2	Ouachita Baptist	Katy, Texas	FA-'15
82	Walker, Delanie	TE	6-0	248	8/12/84	10	Central Missouri	Pomona, Calif.	UFA (SF)-'13

CENTERS (2)

69	Gallik, Andy	C/G	6-2	306	9/24/91	R	Boston College	Evergreen Park, Ill.	D6b-'15
78	Looney, Joe	C	6-3	315	8/31/90	4	Wake Forest	Lake Worth, Fla.	FA-'15

GUARDS (3)

73	Poutasi, Jeremiah	G/T	6-5	335	8/7/94	R	Utah	Las Vegas, Nev.	D3-'15
60	Spain, Quinton	G	6-4	330	8/7/91	R	West Virginia	Petersburg, Va.	FA-'15
70	Warmack, Chance	G	6-2	323	9/14/91	3	Alabama	Atlanta, Ga.	D1-'13

TACKLES (3)

76	Bell, Byron	T/G	6-5	340	1/17/89	5	New Mexico	Greenville, Texas	UFA (CAR)-'15
77	Lewan, Taylor	T	6-7	309	7/22/91	2	Michigan	Cave Creek, Ariz.	D1-'14
79	Meredith, Jamon	T/G	6-5	312	5/11/86	7	South Carolina	Simpsonville, S.C.	FA-'14

LONG SNAPPER (1)

48	Brinkley, Beau	LS	6-4	248	1/25/90	4	Missouri	Kearney, Mo.	FA-'12
----	----------------	----	-----	-----	---------	---	----------	--------------	--------

PLACEKICKERS (1)

4	Succop, Ryan	K	6-2	218	9/19/86	7	South Carolina	Hickory, N.C.	FA-'14
---	--------------	---	-----	-----	---------	---	----------------	---------------	--------

Injured Reserve: TE Dorin Dickerson, WR Justin Hunter, RB Dexter McCluster, C Brian Schwenke

As of Jan. 3, 2016

TENNESSEE TITANS POSITIONAL ROSTER - DEFENSE

DEFENSIVE LINEMEN (7)

95	Blackson, Angelo	DE	6-4	318	11/14/92	R	Auburn	Wilmington, Del.	D4a-'15
99	Casey, Jurrell	DT	6-1	305	12/5/89	5	Southern California	Long Beach, Calif.	D3-'11
94	Hill, Sammie	NT	6-4	328	11/8/86	7	Stillman	West Blocton, Ala.	UFA (DET)-'13
90	Jones, DaQuan	DL	6-4	322	12/27/91	2	Penn State	Johnson City, N.Y.	D4a-'14
97	Klug, Karl	DL	6-3	278	3/31/88	5	Iowa	Caledonia, Minn.	D5-'11
92	Pitoitua, Ropati	DE	6-8	298	4/6/85	6	Washington State	Lakewood, Wash.	UFA (KC)-'13
96	Woods, Al	DL	6-4	307	3/25/87	6	Louisiana State	Elton, La.	UFA (PIT)-'14

LINEBACKERS (8)

51	Bass, David	OLB	6-4	256	9/11/90	3	Missouri Western State	St. Louis, Mo.	W (CHI)-'15
55	Brown, Zach	LB	6-1	248	10/23/89	4	North Carolina	Estill, S.C.	D2-'12
52	Johnson, Steve	LB	6-1	237	3/28/88	4	Kansas	Wallingford, Pa.	W (DEN)-'15
98	Orakpo, Brian	OLB	6-4	257	7/31/86	7	Texas	Houston, Texas	UFA (WAS)-'15
57	Staples, Justin	LB	6-4	245	12/10/89	2	Illinois	Cleveland, Ohio	FA-'14
41	Tavai, J.R.	OLB	6-2	249	9/23/93	R	Southern California	Redondo Beach, Fla.	FA-'15
54	Williamson, Avery	LB	6-1	246	3/9/92	2	Kentucky	Milan, Tenn.	D5-'14
59	Woodyard, Wesley	LB	6-0	233	7/21/86	8	Kentucky	LaGrange, Ga.	UFA (DEN)-'14

CORNERBACKS (5)

29	Cox, Perrish	CB	6-0	190	1/7/87	5	Oklahoma State	Waco, Texas	UFA (SF)-'15
37	Riggs, Cody	CB	5-9	187	12/30/91	R	Notre Dame	Fort Lauderdale, Fla.	FA-'15
24	Sensabaugh, Coty	CB	5-11	187	11/15/88	4	Clemson	Kingsport, Tenn.	D4-'12
38	Webb, B.W.	CB	5-11	190	5/3/90	3	William & Mary	Newport News, Va.	FA-'15
25	Wreh-Wilson, Blidi	CB	6-1	198	12/5/89	3	Connecticut	Edinboro, Pa.	D3a-'13

SAFETIES (5)

31	Aubrey, Josh	S	5-10	207	4/9/91	3	Stephen F. Austin	Tyler, Texas	FA-'15
33	Griffin, Michael	S	6-0	215	1/4/85	9	Texas	Austin, Texas	D1-'07
28	Huff, Marqueston	DB	5-11	196	4/6/92	2	Wyoming	Texarkana, Texas	D4b-'14
21	Searcy, Da'Norris	S	5-11	207	11/16/88	5	North Carolina	Decatur, Ga.	UFA (BUF)-'15
39	Stafford, Daimion	S	6-1	218	2/18/91	3	Nebraska	Riverside, Calif.	D7-'13

PUNTERS (1)

6	Kern, Brett	P	6-2	214	2/17/86	8	Toledo	Grand Island, N.Y.	W (DEN)-'09
---	-------------	---	-----	-----	---------	---	--------	--------------------	-------------

Injured Reserve: OLB Yannik Cudjoe-Virgil, CB Brandon Harris, DL Mike Martin, CB Jason McCourty, OLB Derrick Morgan, OLB Deiontrez Mount, CB Curtis Riley

As of Jan. 3, 2016

TENNESSEE TITANS ALPHABETICAL ROSTER

NO.	NAME	POS.	HT.	WT.	BIRTHDATE	EXP.	COLLEGE	HOMETOWN	ACQUIRED
26	Andrews, Antonio	RB	5-10	225	8/17/92	2	Western Kentucky	Fort Campbell, Ky.	FA-'14
31	Aubrey, Josh	S	5-10	207	4/9/91	3	Stephen F. Austin	Tyler, Texas	FA-'15
51	Bass, David	OLB	6-4	256	9/11/90	3	Missouri Western State	St. Louis, Mo.	W (CHI)-'15
76	Bell, Byron	T/G	6-5	340	1/17/89	5	New Mexico	Greenville, Texas	UFA (CAR)-'15
95	Blackson, Angelo	DE	6-4	318	11/14/92	R	Auburn	Wilmington, Del.	D4a-'15
48	Brinkley, Beau	LS	6-4	248	1/25/90	4	Missouri	Kearney, Mo.	FA-'12
55	Brown, Zach	LB	6-1	248	10/23/89	4	North Carolina	Estill, S.C.	D2-'12
99	Casey, Jurrell	DT	6-1	305	12/5/89	5	Southern California	Long Beach, Calif.	D3-'11
23	Cobb, David	RB	5-11	229	6/3/93	R	Minnesota	Killeen, Texas	D5-'15
29	Cox, Perrish	CB	6-0	190	1/7/87	5	Oklahoma State	Waco, Texas	UFA (SF)-'15
83	Douglas, Harry	WR	6-0	183	9/16/84	8	Louisville	Jonesboro, Ga.	FA-'15
80	Fasano, Anthony	TE	6-4	255	4/20/84	10	Notre Dame	Verona, N.J.	FA-'15
45	Fowler, Jalston	FB	5-11	254	7/26/90	R	Alabama	Mobile, Ala.	D4b-'15
69	Gallik, Andy	C/G	6-2	306	9/24/91	R	Boston College	Evergreen Park, Ill.	D6b-'15
17	Green-Beckham, Dorial	WR	6-5	237	4/12/93	R	Oklahoma	Springfield, Mo.	D2-'15
33	Griffin, Michael	S	6-0	215	1/4/85	9	Texas	Austin, Texas	D1-'07
94	Hill, Sammie	NT	6-4	328	11/8/86	7	Stillman	West Blocton, Ala.	UFA (DET)-'13
28	Huff, Marqueston	DB	5-11	196	4/6/92	2	Wyoming	Texarkana, Texas	D4b-'14
14	Johnson, Damaris	WR	5-8	175	11/22/89	4	Tulsa	Norco, La.	W (NE)-'15
52	Johnson, Steve	LB	6-1	237	3/28/88	4	Kansas	Wallingford, Pa.	W (DEN)-'15
90	Jones, DaQuan	DL	6-4	322	12/27/91	2	Penn State	Johnston City, N.Y.	D4a-'14
6	Kern, Brett	P	6-2	214	2/17/86	8	Toledo	Grand Island, N.Y.	W (DEN)-'09
97	Klug, Karl	DL	6-3	278	3/31/88	5	Iowa	Caledonia, Minn.	D5-'11
77	Lewan, Taylor	T	6-7	309	7/22/91	2	Michigan	Cave Creek, Ariz.	D1-'14
78	Looney, Joe	C	6-3	315	8/31/90	4	Wake Forest	Lake Worth, Fla.	FA-'15
8	Mariota, Marcus	QB	6-4	222	10/30/93	R	Oregon	Honolulu, Hawaii	D1-'15
16	McBride, Tre	WR	6-0	210	12/1/92	R	William & Mary	McDonough, Ga.	D7-'15
79	Meredith, Jamon	T/G	6-5	312	5/11/86	7	South Carolina	Simpsonville, S.C.	FA-'14
7	Mettenberger, Zach	QB	6-5	224	7/16/91	2	Louisiana State	Watkinsville, Ga.	D6-'14
98	Orakpo, Brian	OLB	6-4	257	7/31/86	7	Texas	Houston, Texas	UFA (WAS)-'15
92	Pitoitua, Ropati	DE	6-8	298	4/6/85	6	Washington State	Lakewood, Wash.	UFA (KC)-'13
73	Poutasi, Jeremiah	G/T	6-5	335	8/7/94	R	Utah	Las Vegas, Nev.	D3-'15
37	Riggs, Cody	CB	5-9	187	12/30/91	R	Notre Dame	Fort Lauderdale, Fla.	FA-'15
20	Sankey, Bishop	RB	5-10	209	9/15/92	2	Washington	Wadsworth, Ohio	D2-'14
21	Searcy, DaNorris	S	5-11	207	11/16/88	5	North Carolina	Decatur, Ga.	UFA (BUF)-'15
24	Sensabaugh, Coty	CB	5-11	187	11/15/88	4	Clemson	Kingsport, Tenn.	D4-'12
60	Spain, Quinton	G	6-4	330	8/7/91	R	West Virginia	Petersburg, Va.	FA-'15
39	Stafford, Daimion	S	6-1	218	2/18/91	3	Nebraska	Riverside, Calif.	D7-'13
57	Staples, Justin	LB	6-4	245	12/10/89	2	Illinois	Cleveland, Ohio	FA-'14
88	Stevens, Craig	TE	6-3	263	9/1/84	8	California	San Pedro, Calif.	D3-'08
4	Succop, Ryan	K	6-2	218	9/19/86	7	South Carolina	Hickory, N.C.	FA-'14
89	Supernaw, Phillip	TE	6-5	248	1/30/90	2	Ouachita Baptist	Katy, Texas	FA-'15
11	Tanne, Alex	QB	6-4	220	11/11/87	2	Monmouth	Lexington, Ill.	FA-'15
41	Tavai, J.R.	OLB	6-2	249	9/23/93	R	Southern California	Redondo Beach, Calif.	FA-'15
86	Turzilli, Andrew	WR	6-4	195	10/13/91	R	Rutgers	Butler, N.J.	FA-'15
82	Walker, Delanie	TE	6-0	248	8/12/84	10	Central Missouri	Pomona, Calif.	UFA (SF)-'13
70	Warmack, Chance	G	6-2	323	9/14/91	3	Alabama	Atlanta, Ga.	D1-'13
38	Webb, B.W.	CB	5-11	190	5/3/90	3	William & Mary	Newport News, Va.	FA-'15
54	Williamson, Avery	LB	6-1	246	3/9/92	2	Kentucky	Milan, Tenn.	D5-'14
96	Woods, Al	DL	6-4	307	3/25/87	6	Louisiana State	Elton, La.	UFA (PIT)-'14
59	Woodyard, Wesley	LB	6-0	233	7/21/86	8	Kentucky	LaGrange, Ga.	UFA (DEN)-'14
25	Wreh-Wilson, Blidi	CB	6-1	198	12/5/89	3	Connecticut	Edinboro, Pa.	D3a-'13
13	Wright, Kendall	WR	5-10	191	11/12/89	4	Baylor	Pittsburg, Texas	D1-'12
PRACTICE SQUAD (10):									
56	Ankrah, Jason	OLB	6-3	262	2/26/91	1	Nebraska	Gaithersburg, Md.	FA-'15
61	Farrell, Dillon	C/G	6-5	303	9/7/90	2	New Mexico	Baton Rouge, La.	FA-'15
32	Fluellen, David	RB	5-11	224	1/29/92	1	Toledo	Lockport, N.Y.	FA-'15
85	Greene, Kevin	TE	6-3	242	5/14/90	1	Southern California	Oakland, Calif.	FA-'15
18	Harwell, Nick	WR	5-11	195	1/21/91	R	Kansas	Missouri City, Texas	FA-'15
19	Lutman, Gavin	WR	6-2	211	3/27/91	R	Pittsburg State	Peculiar, Mo.	FA-'15
66	Matias, Josue	G	6-5	309	1/6/93	R	Florida State	Union City, N.J.	FA-'15
75	Poehls, Will	T	6-8	334	11/27/91	1	Montana	Chandler, Ariz.	FA-'14
5	Renner, Bryn	QB	6-3	225	1/22/90	1	North Carolina	West Springfield, Va.	FA-'15
35	Richardson, Shaquille	CB	6-0	194	3/21/92	1	Arizona	Carson, Calif.	FA-'15
RESERVE/INJURED (11):									
40	Cudjoe-Virgil, Yannik	OLB	6-2	248	11/28/92	R	Maryland	Baltimore, Md.	FA-'15
42	Dickerson, Dorin	TE	6-1	226	3/31/88	4	Pittsburgh	Oakdale, Pa.	FA-'15
32	Harris, Brandon	CB	5-10	189	1/24/90	5	Miami (Fla.)	Miami, Fla.	W (HOU)-'14
15	Hunter, Justin	WR	6-4	203	5/20/91	3	Tennessee	Virginia Beach Va.	D2-'13
93	Martin, Mike	DL	6-1	298	9/1/90	4	Michigan	Detroit, Mich.	D3-'12
22	McCluster, Dexter	RB	5-8	170	8/25/88	6	Mississippi	Largo, Fla.	UFA (KC)-'14
30	McCourty, Jason	CB	6-0	193	8/13/87	7	Rutgers	Nyack, N.Y.	D6a-'09
91	Morgan, Derrick	OLB	6-3	261	1/6/89	6	Georgia Tech	Coatesville, Pa.	D1-'10
53	Mount, Deiontrez	OLB	6-5	249	2/26/93	R	Louisville	Ft. Walton Beach, Fla.	D6a-'15
46	Riley, Curtis	CB	6-0	190	7/18/92	R	Fresno State	Orlando, Fla.	FA-'15
62	Schwenke, Brian	C	6-3	318	3/22/91	3	California	Oceanside, Calif.	D4-'13

Active Roster Count: 53

As of Jan. 3, 2016

INTERIM HEAD COACH: MIKE MULARKEY

ASSISTANT COACHES: DICK LeBEAU (assistant head coach/defense), RAY HORTON (defensive coordinator), JASON MICHAEL (offensive coordinator), STEVE WATTERSON (asst. head coach/strength and conditioning), BOB BOSTAD (offensive line), STEVE BROWN (asst. secondary), LOUIE CIOFFI (secondary), SYLVESTER CROOM (running backs), NICK EASON (asst. defensive line), STEVE HOFFMAN (special teams asst.), SHAWN JEFFERSON (wide receivers), NATE KACZOR (special teams), CANNON MATTHEWS (quality control coordinator - defense), JOHN McNULTY (quarterbacks), ARTHUR SMITH (tight ends), GIFF SMITH (defensive line), LOU SPANOS (linebackers), LUKE STECKEL (offensive asst.), MIKE SULLIVAN (asst. offensive line), JASON TUCKER (asst. wide receivers)

PRONUNCIATION GUIDE:

Andy GALLIK GAL-lick
DORIAL Green-Beckham DOOR-ree-AL
MARQUESTON Huff mar-QUEST-un
DAQUAN Jones Day-QUAN

Karl KLUG KLOOG
Taylor LEWAN leh-WAHN
Marcus MARIOTA MAR-ee-OH-tah
ROPATI PITOITUA roe-POT-ee Puh-TOE-uh-TWO-ah

Ryan SUCCOP Suck-up
Jeremiah POUTASI poe-TAH-see

TENNESSEE TITANS NUMERICAL ROSTER

NO.	NAME	POS.	HT.	WT.	AGE	EXP.	COLLEGE	HOMETOWN	ACQUIRED
4	Ryan Succop	K	6-2	218	29	7	South Carolina	Hickory, N.C.	FA-'14
6	Brett Kern	P	6-2	214	29	8	Toledo	Grand Island, N.Y.	W (DEN)-'09
7	Zach Mettenberger	QB	6-5	224	24	2	Louisiana State	Watkinsville, Ga.	D6-'14
8	Marcus Mariota	QB	6-4	222	22	R	Oregon	Honolulu, Hawaii	D1-'15
11	Alex Tanney	QB	6-4	220	28	2	Monmouth	Lexington, Ill.	FA-'15
13	Kendall Wright	WR	5-10	191	26	4	Baylor	Pittsburg, Texas	D1-'12
14	Damaris Johnson	WR	5-8	175	26	4	Tulsa	Norco, La.	W (NE)-'15
16	Tre McBride	WR	6-0	210	23	R	William & Mary	McDonough, Ga.	D7-'15
17	Dorial Green-Beckham	WR	6-5	237	22	R	Oklahoma	Springfield, Mo.	D2-'15
20	Bishop Sankey	RB	5-10	209	23	2	Washington	Wadsworth, Ohio	D2-'14
21	Da'Norris Searcy	S	5-11	207	27	5	North Carolina	Decatur, Ga.	UFA (BUF)-'15
23	David Cobb	RB	5-11	229	22	R	Minnesota	Killeen, Texas	D5-'15
24	Coty Sensabaugh	CB	5-11	187	27	4	Clemson	Kingsport, Tenn.	D4-'12
25	Blidi Wreh-Wilson	CB	6-1	198	26	3	Connecticut	Edinboro, Pa.	D3a-'13
26	Antonio Andrews	RB	5-10	225	23	2	Western Kentucky	Fort Campbell, Ky.	FA-'14
28	Marqueston Huff	DB	5-11	196	23	2	Wyoming	Texarkana, Texas	D4b-'14
29	Perrish Cox	CB	6-0	190	28	5	Oklahoma State	Waco, Texas	UFA (SF)-'15
31	Josh Aubrey	S	5-10	207	24	3	Stephen F. Austin	Tyler, Texas	FA-'15
33	Michael Griffin	S	6-0	215	30	9	Texas	Austin, Texas	D1-'07
37	Cody Riggs	CB	5-9	187	24	R	Notre Dame	Fort Lauderdale, Fla.	FA-'15
38	B.W. Webb	CB	5-11	190	25	3	William & Mary	Newport News, Va.	FA-'15
39	Daimion Stafford	S	6-1	218	24	3	Nebraska	Riverside, Calif.	D7-'13
41	J.R. Tavai	OLB	6-2	249	22	R	Southern California	Redondo Beach, Fla.	FA-'15
45	Jalston Fowler	FB	5-11	254	25	R	Alabama	Mobile, Ala.	D4b-'15
48	Beau Brinkley	LS	6-4	248	25	4	Missouri	Kearney, Mo.	FA-'12
51	David Bass	OLB	6-4	256	25	3	Missouri Western St.	St. Louis, Mo.	W (CHI)-'15
52	Steve Johnson	LB	6-1	237	27	4	Kansas	Wallingford, Pa.	W (DEN)-'15
54	Avery Williamson	LB	6-1	246	23	2	Kentucky	Milan, Tenn.	D5-'14
55	Zach Brown	LB	6-1	248	26	4	North Carolina	Estill, S.C.	D2-'12
57	Justin Staples	LB	6-4	245	26	2	Illinois	Cleveland, Ohio	FA-'14
59	Wesley Woodyard	LB	6-0	233	29	8	Kentucky	LaGrange, Ga.	UFA (DEN)-'14
60	Quinton Spain	G	6-4	330	24	R	West Virginia	Petersburg, Va.	FA-'15
69	Andy Gallik	C/G	6-2	306	24	R	Boston College	Evergreen Park, Ill.	D6b-'15
70	Chance Warmack	G	6-2	323	24	3	Alabama	Atlanta, Ga.	D1-'13
73	Jeremiah Poutasi	G/T	6-5	335	21	R	Utah	Las Vegas, Nev.	D3-'15
76	Byron Bell	T/G	6-5	340	26	5	New Mexico	Greenville, Texas	UFA (CAR)-'15
77	Taylor Lewan	T	6-7	309	24	2	Michigan	Cave Creek, Ariz.	D1-'14
78	Joe Looney	C	6-3	315	25	4	Wake Forest	Lake Worth, Fla.	FA-'15
79	Jamon Meredith	T/G	6-5	312	29	7	South Carolina	Simpsonville, S.C.	FA-'14
80	Anthony Fasano	TE	6-4	255	31	10	Notre Dame	Verona, N.J.	FA-'15
82	Delanie Walker	TE	6-0	248	31	10	Central Missouri	Pomona, Calif.	UFA (SF)-'13
83	Harry Douglas	WR	6-0	183	31	8	Louisville	Jonesboro, Ga.	FA-'15
86	Andrew Turzilli	WR	6-4	195	24	R	Rutgers	Butler, N.J.	FA-'15
88	Craig Stevens	TE	6-3	263	31	8	California	San Pedro, Calif.	D3-'08
89	Phillip Supernaw	TE	6-5	248	25	2	Ouachita Baptist	Katy, Texas	FA-'15
90	DaQuan Jones	DL	6-4	322	24	2	Penn State	Johnson City, N.Y.	D4a-'14
92	Ropati Pitoitua	DE	6-8	298	30	6	Washington State	Lakewood, Wash.	UFA (KC)-'13
94	Sammie Hill	NT	6-4	328	29	7	Stillman	West Blocton, Ala.	UFA (DET)-'13
95	Angelo Blackson	DE	6-4	318	23	R	Auburn	Wilmington, Del.	D4a-'15
96	Al Woods	DL	6-4	307	28	6	Louisiana State	Elton, La.	UFA (PIT)-'14
97	Karl Klug	DL	6-3	278	27	5	Iowa	Caledonia, Minn.	D5-'11
98	Brian Orakpo	OLB	6-4	257	29	7	Texas	Houston, Texas	UFA (WAS)-'15
99	Jurrell Casey	DT	6-1	305	26	5	Southern California	Long Beach, Calif.	D3-'11
PRACTICE SQUAD (10):									
5	Bryn Renner	QB	6-3	225	25	1	North Carolina	West Springfield, Va.	FA-'15
18	Nick Harwell	WR	5-11	195	24	R	Kansas	Missouri City, Texas	FA-'15
19	Gavin Lutman	WR	6-2	211	24	R	Pittsburg State	Peculiar, Mo.	FA-'15
32	David Fluellen	RB	5-11	224	23	1	Toledo	Lockport, N.Y.	FA-'15
35	Shaquille Richardson	CB	6-0	194	23	1	Arizona	Carson, Calif.	FA-'15
56	Jason Ankray	OLB	6-3	262	24	1	Nebraska	Gaithersburg, Md.	FA-'15
61	Dillon Farrell	C/G	6-5	303	25	2	New Mexico	Baton Rouge, La.	FA-'15
66	Josue Matias	G	6-5	309	22	R	Florida State	Union City, N.J.	FA-'15
75	Will Poehls	T	6-8	334	24	1	Montana	Chandler, Ariz.	FA-'14
85	Kevin Greene	TE	6-3	242	25	1	Southern California	Oakland, Calif.	FA-'15
RESERVE/INJURED (11):									
15	Justin Hunter	WR	6-4	203	24	3	Tennessee	Virginia Beach, Va.	D2-'13
22	Dexter McCluster	RB	5-8	170	27	6	Mississippi	Largo, Fla.	UFA (KC)-'14
30	Jason McCourty	CB	6-0	193	28	7	Rutgers	Nyack, N.Y.	D6a-'09
32	Brandon Harris	CB	5-10	189	25	5	Miami (Fla.)	Miami, Fla.	W (HOU)-'14
40	Yannik Cudjoe-Virgil	OLB	6-2	248	23	R	Maryland	Baltimore, Md.	FA-'15
42	Dorin Dickerson	TE	6-1	226	27	4	Pittsburgh	Oakdale, Pa.	FA-'15
46	Curtis Riley	CB	6-0	190	23	R	Fresno State	Orlando, Fla.	FA-'15
53	Deiontrez Mount	OLB	6-5	249	22	R	Louisville	Ft. Walton Beach, Fla.	D6a-'15
62	Brian Schwenke	C	6-3	318	24	3	California	Oceanside, Calif.	D4-'13
91	Derrick Morgan	OLB	6-3	261	26	6	Georgia Tech	Coatesville, Pa.	D1-'10
93	Mike Martin	DL	6-1	298	25	4	Michigan	Detroit, Mich.	D3-'12

Active Roster Count: 53

As of Jan. 3, 2016

INTERIM HEAD COACH: MIKE MULARKEY

ASSISTANT COACHES: DICK LeBEAU (assistant head coach/defense), RAY HORTON (defensive coordinator), JASON MICHAEL (offensive coordinator), STEVE WATTERSON (asst. head coach/strength and conditioning), BOB BOSTAD (offensive line), STEVE BROWN (asst. secondary), LOUIE CIOFFI (secondary), SYLVESTER CROOM (running backs), NICK EASON (asst. defensive line), STEVE HOFFMAN (special teams asst.), SHAWN JEFFERSON (wide receivers), NATE KACZOR (special teams), CANNON MATTHEWS (quality control coordinator - defense), JOHN McNULTY (quarterbacks), ARTHUR SMITH (tight ends), GIFF SMITH (defensive line), LOU SPANOS (linebackers), LUKE STECKEL (offensive asst.), MIKE SULLIVAN (asst. offensive line), JASON TUCKER (asst. wide receivers)

HOW ACQUIRED KEY: FA (free agent), UFA (unrestricted free agent), RFA (restricted free agent), D (draft pick), W (waivers), T (trade)



TENNESSEE
TITANS

GAME-BY-GAME STATISTICS

2015 TENNESSEE TITANS GAME-BY-GAME OFFENSE

	9/13 at TB	9/20 at CLE	9/27 IND	10/11 BUF	10/18 MIA	10/25 ATL	11/1 at HOU	11/8 at NO	11/15 CAR	11/19 at JAX	11/29 OAK	12/6 JAX	12/13 at NYJ	12/20 at NE	12/27 HOU	1/3 IND	2015 Totals
Points	42	14	33	13	10	7	6	34	10	13	21	42	8	16	6	24	299
1st Qtr	21	0	0	0	3	0	3	10	7	3	6	7	0	0	0	7	67
2nd Qtr	14	0	10	3	0	7	0	7	3	3	0	14	0	3	0	7	71
3rd Qtr	7	7	17	7	7	0	3	3	0	7	8	0	8	7	0	3	84
4th Qtr	0	7	6	3	0	0	0	8	0	0	7	21	0	6	6	7	71
Overtime	0	0	0	0	0	0	0	6	0	0	0	0	0	0	0	0	6
TDs (Ru-P-Ret)	1-4-1	0-2-0	2-2-0	1-0-0	0-1-0	0-1-0	0-0-0	0-4-0	1-0-0	1-0-0	0-3-0	2-3-1	0-1-0	0-2-0	0-1-0	2-1-0	10-25-2
PATs (M/A)	6-6	2-2	3-3	1-1	1-1	1-1	0-0	2-2	1-1	1-1	1-2	6-6	0-0	1-2	0-0	3-3	29-31
2PT Convs (M/A)	0-0	0-0	0-1	0-0	0-0	0-0	0-0	1-1	0-0	0-0	1-1	0-0	1-1	0-0	0-1	0-0	3-5
FGs (M/A)	0-0	0-0	2-2	2-2	1-1	0-0	2-2	2-3	1-1	2-3	0-0	0-0	0-0	1-1	0-0	1-1	14-16
Safeties	0	0	0	0	0	0	0	0	0	0	0	0	0	0	0	0	0
First Downs	20	21	28	17	22	15	15	25	11	22	19	26	15	15	13	14	298
Rushing	7	6	7	4	4	5	3	3	3	4	3	9	0	3	1	4	66
Passing	11	14	18	10	15	10	9	19	8	13	10	13	14	11	12	8	195
Penalty	2	1	3	3	3	0	3	3	0	5	6	4	1	1	0	2	37
3rd Down Conv (M/A)	4-9	7-16	4-13	5-13	2-10	1-9	1-12	5-13	5-12	5-13	3-12	8-13	3-14	3-12	4-16	4-14	64-201
3rd Down Conv Pct	44.44%	43.75%	30.77%	38.46%	20.00%	11.11%	8.33%	38.46%	41.67%	38.46%	25.00%	61.54%	21.43%	25.00%	25.00%	28.57%	31.84%
4th Down Conv (M/A)	0-0	2-2	1-1	0-0	1-2	0-1	0-1	0-0	0-0	0-0	0-1	0-0	1-3	0-1	1-1	1-2	7-15
4th Down Conv Pct	0.00%	100.00%	100.00%	0.00%	50.00%	0.00%	0.00%	0.00%	0.00%	0.00%	0.00%	0.00%	33.33%	0.00%	100.00%	50.00%	46.67%
Red Zone Conv (M/A)	4-4	2-3	4-6	1-2	1-3	1-2	0-1	3-5	0-0	0-0	2-3	3-4	0-1	1-1	1-2	3-3	26-40
Red Zone Conv Pct	100.00%	66.67%	66.67%	50.00%	33.33%	50.00%	0.00%	60.00%	0.00%	0.00%	66.67%	75.00%	0.00%	100.00%	50.00%	100.00%	65.00%
Goal to Go Conv (M/A)	3-3	0-0	4-5	1-1	1-1	0-1	0-0	3-3	0-0	0-0	1-1	2-3	0-0	0-0	1-2	3-3	19-23
Goal to Go Conv Pct	100.00%	0.00%	80.00%	100.00%	100.00%	0.00%	0.00%	100.00%	0.00%	0.00%	100.00%	66.67%	0.00%	0.00%	50.00%	100.00%	82.61%
Total Net Yards	309	385	433	276	299	256	211	483	242	316	249	467	292	282	257	231	4988
Total Off. Plays	50	74	74	62	65	52	58	67	46	65	57	68	58	60	63	58	976
Avg. Gain Per Play	6.2	5.2	5.9	4.5	4.6	4.9	3.6	7.2	5.3	4.9	4.4	6.9	5.0	4.7	4.1	4.0	5.1
Net Yards Rushing	124	166	88	97	63	77	86	112	64	104	44	210	24	59	30	137	1485
Total Rushing Plays	32	30	27	28	18	16	20	28	21	26	18	35	13	21	11	27	371
Avg. Gain Per Rush	3.9	5.5	3.3	3.5	3.5	4.8	4.3	4.0	3.0	4.0	2.4	6.0	1.8	2.8	2.7	5.1	4.0
Net Yards Passing	185	219	345	179	236	179	125	371	178	212	205	257	268	223	227	94	3503
Times Sacked	2	7	3	2	6	1	7	0	1	4	2	4	5	5	1	4	54
Yards Lost on Sacks	24	38	22	8	46	8	46	0	7	19	13	11	47	51	7	43	390
Gross Yards Passing	209	257	367	187	282	187	171	371	185	231	218	268	315	274	234	137	3893
Pass Attempts	16	37	44	32	41	35	31	39	24	35	37	29	40	34	51	27	551
Pass Completions	13	21	27	21	26	22	22	28	16	22	17	20	22	23	27	15	342
Completion Pct	81.25%	56.76%	61.36%	65.63%	63.41%	62.86%	70.97%	71.79%	66.67%	62.86%	45.95%	68.97%	55.00%	67.65%	52.94%	55.56%	62.07%
Avg. Gain Per Pass	10.3	5.0	7.3	5.3	5.0	5.0	3.3	9.5	7.1	5.4	5.3	7.8	6.0	5.7	4.4	3.0	5.8
Interceptions	0	0	2	1	2	2	1	0	1	0	2	1	1	2	1	1	17
Fumbles / Fum. Lost	2-1	4-3	0-0	0-0	2-2	1-0	2-2	2-1	3-1	1-1	0-0	1-1	1-0	2-1	3-3	1-0	25-16
Penalties	8	9	6	9	7	5	6	9	4	6	4	4	3	3	4	6	93
PenaltyYards	55	85	55	74	50	45	45	66	30	59	25	38	20	29	43	60	779
Punts	4	6	5	6	3	7	7	5	5	5	6	3	6	5	9	6	88
Gross Punting Average	47.3	49.7	42.4	41.8	41.7	43.6	49.9	50.6	51.8	45.2	47.8	44.3	48.2	54.4	47.4	50.0	47.4
Touchbacks	0	0	0	1	0	0	0	0	0	0	0	0	0	0	0	0	1
Inside20	1	1	2	3	2	5	3	2	0	2	1	1	1	1	7	2	34
Punts Blocked	0	0	0	0	0	0	0	0	0	0	0	0	0	0	0	0	0
Net Punting Average	43.00	24.0	42.4	31.8	39.7	41.9	45.9	46.4	39.6	30.0	39.7	38.3	42.8	47.2	43.3	47.0	40.3
Punt Returns	2	4	3	5	1	0	5	2	0	3	1	2	1	2	5	2	38
Punt Return Yards	14	41	-1	66	14	0	63	12	0	15	5	11	2	24	32	9	307
Punt Return Avg.	7.00	10.3	-0.3	13.2	14.0	0.0	12.6	6.0	0.0	5.0	5.0	5.5	2.0	12.0	6.4	4.5	8.1
Fair Catches	0	1	2	2	2	3	1	1	2	1	1	0	0	0	1	0	17
Kickoff Returns	1	0	0	3	3	1	4	4	5	1	1	4	3	2	1	0	33
Kickoff Return Yards	17	0	0	53	79	27	97	96	86	22	31	80	47	24	21	0	680
Kickoff Return Avg.	17.0	0.0	0	17.7	26.3	27.0	24.3	24.0	17.2	22.0	31.0	20.0	15.7	12.0	21.0	0.0	20.6
Time of Possession	31:30	35:11	34:59	35:31	28:07	25:15	31:08	32:21	24:05	31:35	25:05	33:34	24:04	30:23	23:47	26:43	29:25
Turnover Ratio	+1	-3	0	0	-2	0	-3	+1	-2	+1	0	-1	-1	-2	-3	0	-14

2015 TENNESSEE TITANS GAME-BY-GAME DEFENSE

	9/13 at TB	9/20 at CLE	9/27 IND	10/11 BUF	10/18 MIA	10/25 ATL	11/1 at HOU	11/8 at NO	11/15 CAR	11/19 at JAX	11/29 OAK	12/6 JAX	12/13 at NYJ	12/20 at NE	12/27 HOU	1/3 IND	2015 Totals
Points	14	28	35	14	38	10	20	28	27	19	24	39	30	33	34	30	423
1st Qtr	0	14	7	0	10	0	0	14	7	0	7	0	10	7	10	10	96
2nd Qtr	7	7	7	0	7	3	10	7	7	6	3	12	17	17	7	10	127
3rd Qtr	0	0	0	7	7	7	7	0	3	3	7	7	0	3	17	7	75
4th Qtr	7	7	21	7	14	0	3	7	10	10	7	20	3	6	0	3	125
Overtime	0	0	0	0	0	0	0	0	0	0	0	0	0	0	0	0	0
TDs (Ru-P-Ret)	0-2-0	1-2-1	2-2-1	1-1-0	2-2-1	0-1-0	0-2-0	1-3-0	2-1-0	0-1-0	0-3-0	1-5-0	0-3-0	0-2-1	1-2-1	0-2-1	11-34-6
PATs (M/A)	2-2	4-4	5-5	2-2	5-5	1-1	2-2	4-4	3-3	1-1	3-3	3-5	3-3	3-3	4-4	3-3	48-50
2PT Convs (M/A)	0-0	0-0	0-0	0-0	0-0	0-0	0-0	0-0	0-0	0-0	0-0	0-1	0-0	0-0	0-0	0-0	0-1
FGs (M/A)	0-0	0-0	0-0	0-0	1-1	1-2	2-2	0-1	2-2	4-4	1-1	0-0	3-4	4-5	2-2	3-3	23-27
Safeties	0	0	0	0	0	0	0	0	0	0	0	0	0	0	0	0	0
First Downs	16	13	20	13	26	21	14	30	24	18	22	20	24	17	19	20	317
Rushing	4	7	9	5	11	9	1	5	10	3	6	3	11	4	5	8	101
Passing	11	5	10	6	14	10	11	18	13	13	15	17	13	12	13	11	192
Penalty	1	1	1	2	1	2	2	7	1	2	1	0	0	1	1	1	24
3rd Down Conv (M/A)	3-14	4-11	4-11	4-12	5-9	5-14	4-15	6-11	7-13	4-13	8-15	10-14	7-15	7-16	7-16	7-17	92-216
3rd Down Conv Pct	21.43%	36.36%	36.36%	33.33%	55.56%	35.71%	26.67%	54.55%	53.85%	30.77%	53.33%	71.43%	46.67%	43.75%	43.75%	41.18%	42.59%
4th Down Conv (M/A)	2-4	0-1	1-1	0-0	0-0	0-2	0-1	0-0	0-0	0-0	0-1	0-1	1-1	0-0	0-0	0-0	4-12
4th Down Conv Pct	50.00%	0.00%	100.00%	0.00%	0.00%	0.00%	0.00%	0.00%	0.00%	0.00%	0.00%	0.00%	100.00%	0.00%	0.00%	0.00%	33.33%
Red Zone Conv (M/A)	1-2	1-2	3-3	1-1	3-4	1-3	0-1	3-4	3-5	1-5	3-4	6-6	2-3	1-3	3-5	1-2	33-53
Red Zone Conv Pct	50.00%	50.00%	100.00%	100.00%	75.00%	33.33%	0.00%	75.00%	60.00%	20.00%	75.00%	100.00%	66.67%	33.33%	60.00%	50.00%	62.26%
Goal to Go Conv (M/A)	1-2	0-0	1-1	1-1	2-2	0-1	0-1	2-2	2-3	1-2	1-2	6-6	0-0	0-0	1-1	0-0	18-24
Goal to Go Conv Pct	50.00%	0.00%	100.00%	100.00%	100.00%	0.00%	0.00%	100.00%	66.67%	50.00%	50.00%	100.00%	0.00%	0.00%	100.00%	0.00%	75.00%
Total Net Yards	273	274	378	209	434	378	270	416	303	308	407	383	439	346	330	327	5475
Total Off. Plays	63	47	56	50	63	69	61	70	65	58	69	59	71	63	69	71	1003
Avg. Gain Per Play	4.3	5.8	6.8	4.2	6.9	5.5	4.4	5.9	4.7	5.3	5.9	6.5	6.2	5.5	4.8	4.6	5.5
Net Yards Rushing	92	116	133	127	180	127	56	61	119	90	84	81	183	93	128	127	1797
Total Rushing Plays	26	30	23	28	32	31	23	27	34	23	30	21	34	26	42	32	462
Avg. Gain Per Rush	3.5	3.9	5.8	4.5	5.6	4.1	2.4	2.3	3.5	3.9	2.8	3.9	5.4	3.6	3.0	4.0	3.9
Net Yards Passing	181	158	245	82	254	251	214	355	184	218	323	302	256	253	202	200	3678
Times Sacked	4	2	3	4	2	0	3	4	5	4	1	2	1	2	1	1	39
Yards Lost on Sacks	29	14	15	31	12	0	21	32	33	24	7	20	7	14	5	7	271
Gross Yards Passing	210	172	260	113	266	251	235	387	217	242	330	322	263	267	207	207	3949
Pass Attempts	33	15	30	18	29	38	35	39	26	31	38	36	36	35	26	38	502
Pass Completions	16	8	18	11	22	22	23	28	21	21	24	24	21	23	16	21	319
Completion Pct	48.48%	53.33%	60.00%	61.11%	75.86%	57.89%	65.71%	71.79%	80.77%	67.74%	63.16%	66.67%	58.33%	65.71%	61.54%	55.26%	63.55%
Avg. Gain Per Pass	4.9	9.3	7.4	3.7	8.2	6.6	5.6	8.3	5.9	6.2	8.3	7.9	6.9	6.8	7.5	5.1	6.8
Interceptions	2	0	2	0	2	2	0	1	0	1	0	0	0	0	0	1	11
Fumbles / Fum. Lost	2-0	2-0	1-0	2-1	0-0	1-0	0-0	1-1	0-0	1-1	3-2	1-1	0-0	1-1	1-1	0-0	16-8
Penalties	12	4	11	7	9	6	7	8	5	8	11	6	3	5	4	6	112
Penalty Yards	97	40	71	62	97	53	85	75	45	88	94	21	20	35	28	71	982
Punts	4	6	5	7	3	4	8	4	4	4	4	3	3	4	6	5	74
Gross Punting Average	47.0	53.2	49.8	51.0	43.7	43.5	50.9	45.8	47.3	48.0	42.3	53.3	46.0	45.5	52.3	43.2	48.2
Touchbacks	0	1	0	0	0	0	1	0	0	0	0	1	1	0	0	0	4
Inside20	0	2	1	1	1	2	2	2	2	3	3	0	2	0	1	2	24
Punts Blocked	0	0	0	0	0	0	0	0	0	0	0	0	0	0	0	0	0
Net Punting Average	43.5	43.0	50.0	41.6	39.0	43.5	40.5	42.8	47.3	44.3	41.0	43.0	38.7	39.5	47.0	41.4	43.0
Punt Returns	2	6	0	3	1	1	3	3	4	2	4	2	4	4	4	4	47
Punt Return Yards	17	154	0	40	6	12	28	21	61	76	49	18	32	36	37	18	605
Punt Return Avg.	8.5	25.7	0.0	13.3	6.0	12.0	9.3	7.0	15.3	38.0	12.3	9.0	8.0	9.0	9.3	4.5	12.9
Fair Catches	0	0	4	2	1	3	3	1	0	1	1	1	2	0	2	2	23
Kickoff Returns	3	1	0	1	2	1	1	3	1	0	4	3	0	1	0	1	22
Kickoff Return Yards	83	31	0	24	45	28	29	82	22	0	91	54	0	75	0	35	599
Kickoff Return Avg.	27.7	31.0	0.0	24.0	22.5	28.0	29.0	27.3	22.0	0.0	22.8	18.0	0.0	75.0	0.0	35.0	27.2

2015 TENNESSEE TITANS GAME-BY-GAME STARTERS

BOLD denotes rookie

OFFENSE												
Date	Opp	WR	LT	LG	C	RG	RT	TE	WR	TE/FB/WR	QB	RB
09/13/15	@ TB	H. Douglas	T. Lewan	B. Bell	B. Schwenke	C. Warmack	J. Poutasi	D. Walker	K. Wright	C. Stevens (TE)	M. Mariota	B. Sankey
09/20/15	@ Cle	H. Douglas	T. Lewan	B. Bell	B. Schwenke	C. Warmack	J. Poutasi	A. Fasano	K. Wright	J. Hunter (WR)	M. Mariota	B. Sankey
09/27/15	Ind	H. Douglas	T. Lewan	B. Bell	B. Schwenke	J. Meredith	J. Poutasi	D. Walker	K. Wright	C. Stevens (TE)	M. Mariota	D. McCluster
10/11/15	Buf	H. Douglas	T. Lewan	B. Bell	B. Schwenke	J. Meredith	J. Poutasi	D. Walker	K. Wright	J. Hunter (WR)	M. Mariota	B. Sankey
10/18/15	Mia	H. Douglas	T. Lewan	B. Bell	B. Schwenke	C. Warmack	J. Poutasi	A. Fasano	K. Wright	C. Stevens (TE)	M. Mariota	A. Andrews
10/25/15	Atl	J. Hunter	T. Lewan	B. Bell	A. Gallik	C. Warmack	J. Poutasi	D. Walker	K. Wright	D. Green-Beckham (WR)	Z. Mettenberger	D. McCluster
11/01/15	@ Hou	J. Hunter	T. Lewan	B. Bell	J. Looney	C. Warmack	J. Poutasi	A. Fasano	K. Wright	C. Stevens (TE)	Z. Mettenberger	A. Andrews
11/08/15	@ NO	H. Douglas	T. Lewan	J. Looney	A. Gallik	C. Warmack	B. Bell	A. Fasano	D. Green-Beckham	C. Stevens (TE)	M. Mariota	A. Andrews
11/15/15	Car	J. Hunter	T. Lewan	J. Looney	A. Gallik	C. Warmack	B. Bell	D. Walker	A. Fasano (TE)	C. Stevens (TE)	M. Mariota	A. Andrews
11/19/15	@ Jax	H. Douglas	T. Lewan	J. Looney	A. Gallik	C. Warmack	B. Bell	D. Walker	A. Fasano (TE)	C. Stevens (TE)	M. Mariota	A. Andrews
11/29/15	Oak	H. Douglas	T. Lewan	Q. Spain	A. Gallik	C. Warmack	B. Bell	D. Walker	A. Fasano (TE)	C. Stevens (TE)	M. Mariota	A. Andrews
12/06/15	Jax	H. Douglas	T. Lewan	Q. Spain	A. Gallik	C. Warmack	B. Bell	A. Fasano	K. Wright	C. Stevens (TE)	M. Mariota	A. Andrews
12/13/15	@ NYJ	H. Douglas	T. Lewan	Q. Spain	A. Gallik	C. Warmack	B. Bell	D. Walker	D. Green-Beckham	C. Stevens (TE)	M. Mariota	A. Andrews
12/20/15	@ NE	H. Douglas	T. Lewan	Q. Spain	A. Gallik	C. Warmack	B. Bell	D. Walker	A. Fasano (TE)	P. Supernaw (TE)	M. Mariota	A. Andrews
12/27/15	Hou	K. Wright	T. Lewan	Q. Spain	J. Looney	C. Warmack	B. Bell	A. Fasano	D. Green-Beckham	C. Stevens (TE)	Z. Mettenberger	A. Andrews
01/03/15	@ Ind	H. Douglas	B. Bell	Q. Spain	J. Looney	C. Warmack	J. Meredith	A. Fasano	D. Green-Beckham	D. Walker (TE)	Z. Mettenberger	D. Cobb

BOLD denotes rookie

DEFENSE												
Date	Opp	DE/DB	NT	DT	OLB	ILB	ILB	OLB	CB	CB	SS	FS
09/13/15	@ TB	D. Jones (DE)	A. Woods	J. Casey	D. Morgan	Z. Brown	A. Williamson	B. Orakpo	P. Cox	C. Sensabaugh	D. Searcy	M. Griffin
09/20/15	@ Cle	D. Jones (DE)	A. Woods	J. Casey	D. Morgan	Z. Brown	A. Williamson	B. Orakpo	P. Cox	C. Sensabaugh	D. Searcy	M. Griffin
09/27/15	Ind	D. Jones (DE)	A. Woods	J. Casey	D. Morgan	Z. Brown	A. Williamson	B. Orakpo	P. Cox	C. Sensabaugh	D. Searcy	M. Griffin
10/11/15	Buf	D. Jones (DE)	A. Woods	J. Casey	D. Morgan	W. Woodyard	A. Williamson	B. Orakpo	P. Cox	J. McCourty	D. Searcy	M. Griffin
10/18/15	Mia	D. Jones (DE)	C. Sensabaugh (CB)	J. Casey	D. Morgan	Z. Brown	W. Woodyard	B. Orakpo	P. Cox	J. McCourty	D. Searcy	M. Griffin
10/25/15	Atl	D. Jones (DE)	A. Woods	J. Casey	D. Morgan	W. Woodyard	A. Williamson	B. Orakpo	J. McCourty	C. Sensabaugh	D. Searcy	D. Stafford
11/01/15	@ Hou	D. Jones (DE)	A. Woods	J. Casey	D. Morgan	W. Woodyard	A. Williamson	B. Orakpo	J. McCourty	B. Wreh-Wilson	D. Searcy	C. Sensabaugh (CB)
11/08/15	@ NO	D. Jones (DE)	A. Woods	J. Casey	D. Morgan	W. Woodyard	A. Williamson	B. Orakpo	P. Cox	C. Sensabaugh	D. Searcy	M. Griffin
11/15/15	Car	D. Jones (DE)	A. Woods	J. Casey	D. Morgan	W. Woodyard	A. Williamson	B. Orakpo	B. Wreh-Wilson	C. Sensabaugh	D. Searcy	M. Griffin
11/19/15	@ Jax	D. Jones (DE)	S. Hill	J. Casey	D. Bass	W. Woodyard	A. Williamson	B. Orakpo	P. Cox	C. Sensabaugh	D. Searcy	M. Griffin
11/29/15	Oak	D. Jones (DE)	S. Hill	J. Casey	D. Bass	W. Woodyard	A. Williamson	B. Orakpo	P. Cox	B. Wreh-Wilson	C. Sensabaugh (CB)	M. Griffin
12/06/15	Jax	D. Jones (DE)	S. Hill	J. Casey	D. Bass	W. Woodyard	A. Williamson	B. Orakpo	P. Cox	C. Sensabaugh	D. Searcy	M. Griffin
12/13/15	@ NYJ	D. Jones (DE)	S. Hill	J. Casey	D. Bass	W. Woodyard	A. Williamson	B. Orakpo	P. Cox	C. Sensabaugh	B. Webb (CB)	M. Griffin
12/20/15	@ NE	D. Jones (DE)	A. Woods	J. Casey	D. Bass	W. Woodyard	A. Williamson	B. Orakpo	P. Cox	C. Sensabaugh	D. Stafford	M. Griffin
12/27/15	Hou	D. Jones (DE)	S. Hill	J. Casey	D. Bass	W. Woodyard	A. Williamson	B. Orakpo	P. Cox	C. Sensabaugh	D. Searcy	M. Griffin
01/03/15	@ Ind	D. Jones (DE)	B. Webb (CB)	J. Casey	D. Bass	Z. Brown	A. Williamson	B. Orakpo	P. Cox	C. Sensabaugh	D. Searcy	M. Griffin

2015 TENNESSEE TITANS GAME-BY-GAME INDIVIDUAL LEADERS

Date	Opp	PASSING YDS.	RUSHING YDS.	RUSHING ATT.	RECEPTIONS	RECEIVING YDS.	TACKLES *	SACKS	INTERCEPTIONS
09/13/15 @ TB		M. Mariota (209)	B. Sankey (74)	T. West (13)	K. Wright (4)	K. Wright (101)	Z. Brown (8)	D. Morgan (2)	C. Sensabaugh & D. Mount (1)
09/20/15 @ Cle		M. Mariota (257)	D. McCluster (98)	B. Sankey (12)	A. Fasano (5)	A. Fasano (84)	Z. Brown (8)	D. Morgan & W. Woodyard (1)	None
09/27/15 Ind		M. Mariota (367)	A. Andrews (49)	A. Andrews (12)	K. Wright & D. Walker (7)	K. Wright (95)	A. Williamson (12)	J. Casey, K. Klug & B. Orakpo (3)	Z. Brown & P. Cox (1)
10/11/15 Buf		M. Mariota (187)	M. Mariota (47)	D. McCluster (8)	J. Hunter & D. Walker (4)	J. Hunter (38)	W. Woodyard (10)	J. Casey & D. Morgan (1.5)	None
10/18/15 Mia		M. Mariota (219)	A. Andrews (23)	A. Andrews (9)	D. Walker (8)	D. Walker (97)	Z. Brown (14)	W. Woodyard & B. Orakpo (1)	M. Griffin & C. Sensabaugh (1)
10/25/15 Atl		Z. Mettenberger (187)	A. Andrews (57)	A. Andrews (10)	D. Walker (7)	D. Walker (55)	A. Williamson (11)	None	A. Williamson & D. Bass (1)
11/01/15 @ Hou		Z. Mettenberger (171)	A. Andrews (64)	A. Andrews (16)	D. Walker (6)	D. Walker (62)	Z. Brown & M. Griffin (9)	B. Orakpo & K. Klug (1)	None
11/08/15 @ NO		M. Mariota (371)	A. Andrews (88)	A. Andrews (19)	D. Walker (7)	D. Walker (95)	W. Woodyard & A. Williamson (10)	B. Orakpo (2)	B. Webb (1)
11/15/15 Car		M. Mariota (185)	D. McCluster (25)	A. Andrews (11)	J. Hunter & D. Walker (4)	J. Hunter (47)	A. Williamson (16)	W. Woodyard, B. Orakpo, M. Griffin & D. Stafford (1)	None
11/19/15 @ Jax		M. Mariota (231)	A. Andrews (78)	A. Andrews (15)	D. Walker (8)	D. Walker (109)	S. Hill, D. Bass, W. Woodyard & C. Sensabaugh (6)	W. Woodyard, A. Williamson, B. Orakpo & J. Casey (1)	Z. Brown (1)
11/29/15 Oak		M. Mariota (218)	A. Andrews (32)	A. Andrews (11)	D. Walker (6)	D. Walker (91)	A. Williamson (13)	A. Williamson (1)	None
12/06/15 Jax		M. Mariota (268)	M. Mariota (112)	A. Andrews & D. Cobb (13)	D. Walker (8)	D. Green-Beckham (119)	M. Griffin (9)	J. Casey (1)	None
12/13/15 @ NYJ		M. Mariota (274)	D. McCluster (12)	D. McCluster & A. Andrews (4)	D. Walker (7)	D. Walker (71)	J. Casey, B. Webb & W. Woodyard (8)	K. Klug (1)	None
12/20/15 @ NE		Z. Mettenberger (242)	A. Andrews (45)	A. Andrews (14)	D. Green-Beckham (6)	D. Green-Beckham (113)	A. Williamson (15)	J. Casey (1)	None
12/27/15 Hou		Z. Mettenberger (234)	D. Cobb (18)	D. Cobb (7)	D. Walker (9)	H. Douglas (79)	M. Griffin (11)	J. Tavai (1)	None
01/03/15 @ Ind		A. Tanney (99)	D. Cobb (73)	D. Cobb (19)	D. Walker (9)	D. Walker (94)	A. Williamson (10)	D. Bass (1)	D. Searcy (1)

* Titans tackles from coaches' tally

2015 OPPONENTS GAME-BY-GAME INDIVIDUAL LEADERS									
Date	Opp	PASSING YDS.	RUSHING YDS.	RUSHING ATT.	RECEPTIONS	RECEIVING YDS.	TACKLES *	SACKS	INTERCEPTIONS
09/13/15	@ TB	J. Winston (210)	D. Martin (52)	D. Martin (11)	A. Seferian-Jenkins (5)	A. Seferian-Jenkins (11)	C. Conte (5)	G. McCoy & J. Smith (1)	None
09/20/15	@ Cle	J. Manziel (172)	I. Crowell (72)	I. Crowll (15)	T. Benjamin & A. Hawkins (3)	T. Benjamin (115)	K. Dansby (9)	A. Bryant (2.5)	None
09/27/15	Ind	A. Luck (260)	F. Gore (86)	F. Gore (14)	T. Hilton, C. Fleener & D. Moncrief (4)	T. Hilton (94)	D. Jackson (12)	J. Freeman, D. Parry & R. Mathis (1)	D. Lowery (2)
10/11/15	Buf	T. Taylor (109)	T. Taylor (76)	D. Herron (9)	C. Hogan & A. Dixon (3)	C. Hogan (52)	C. Graham (10)	Ky. Williams & M. Williams (1)	S. Gilmore (1)
10/18/15	Mia	R. Tannehill (266)	L. Miller (113)	L. Miller (19)	R. Matthews (6)	R. Matthews (85)	K. Misi & R. Jones (8)	C. Wake (4)	R. Jones & B. Grimes (1)
10/25/15	Atl	M. Ryan (251)	D. Freeman (116)	D. Freeman (25)	J. Jones (92)	J. Jones (92)	J. Durant (8)	O. Schofield (1)	K. Biermann & R. Therzie (1)
11/01/15	@ Hou	B. Hoyer (235)	A. Blue (39)	A. Blue (14)	D. Hopkins (8)	D. Hopkins (94)	B. Cushing (13)	W. Mercilus (3.5)	K. Johnson (1)
11/08/15	@ NO	D. Brees (387)	M. Ingram (54)	M. Ingram (22)	W. Snead (6)	W. Snead (95)	J. Byrd, K. Vaccaro & J. Jenkins (10)	None	None
11/15/15	Car	C. Newton (217)	J. Stewart (91)	J. Stewart (22)	G. Olsen (8)	G. Olsen (80)	L. Kuechly (8)	K. Ealy (1)	K. Coleman (1)
11/19/15	@ Jax	B. Bortles (242)	T. Yeldon (54)	T. Yeldon (14)	A. Robinson & J. Thomas (5)	A. Robinson (113)	T. Smith (9)	A. Colvin, J. Odrick, A. Branch & R. Davis (1)	None
11/29/15	Oak	D. Carr (330)	L. Murray (59)	L. Murray (22)	A. Cooper (7)	A. Cooper (115)	M. Smith (10)	K. Mack (2)	N. Allen & D. Amerson (1)
12/06/15	Jax	B. Bortles (322)	T. Yeldon (57)	T. Yeldon (15)	A. Robinson (10)	A. Robinson (153)	P. Posluszny (13)	T. Smith (4)	D. House (1)
12/13/15	@ NYJ	R. Fitzpatrick (263)	C. Ivory (101)	C. Ivory (22)	E. Decker (7)	B. Marshall (125)	B. Skrine (8)	M. Wilkerson (3)	B. Skrine (1)
12/20/15	@ NE	T. Brady (267)	J. Iosefa (51)	J. Iosefa (14)	J. White (7)	B. LaFell (88)	J. Collins (8)	C. Jones (2)	J. Collins & M. Butler (1)
12/27/15	Hou	B. Weeden (200)	A. Blue (45)	A. Blue (15)	D. Hopkins (7)	D. Hopkins (117)	K. Jackson (5)	J. Watt (1)	E. Pleasant (1)
01/03/15	@ Ind	Jo. Freeman (149)	F. Gore (76)	F. Gore (19)	C. Fleener (7)	C. Fleener (88)	J. Freeman (8)	J. Freeman (2)	J. Freeman (1)

* Opponents tackles from press box stats

2015 TENNESSEE TITANS INDIVIDUAL GAME-BY-GAME PASSING STATISTICS

MARCUS MARIOTA

Date	Opp	W-L	GP / GS	PASSING												
				Att	Cmp	Pct	Yds	Yd/Att	TD	TD%	Int	Int%	Lg	Sk	Yds	Rat
09/13/15	@ TB	W	S	15	13	86.7	209	13.9	4	26.7	0	0.0	52t	2	24	158.3
09/20/15	@ Cle	L	S	37	21	56.8	257	6.9	2	5.4	0	0.0	33	7	38	96.3
09/27/15	Ind	L	S	44	27	61.4	367	8.3	2	4.5	2	4.5	35	3	22	84.2
10/11/15	Buf	L	S	32	21	65.6	187	5.8	0	0.0	1	3.1	23	2	8	68.1
10/18/15	Mia	L	S	33	21	63.6	219	6.6	1	3.0	2	6.1	32	5	37	67.6
10/25/15	Atl	L	IA	0	0	-	0	-	0	-	0	-	0	0	0	-
11/01/15	@ Hou	L	IA	0	0	-	0	-	0	-	0	-	0	0	0	-
11/08/15	@ NO	W	S	39	28	71.8	371	9.5	4	10.3	0	0.0	61t	0	0	135.7
11/15/15	Car	L	S	24	16	66.7	185	7.7	0	0.0	1	4.2	24	1	7	72.4
11/19/15	@ Jax	L	S	35	22	62.9	231	6.6	0	0.0	0	0.0	29	4	19	82.0
11/29/15	Oak	L	S	37	17	45.9	218	5.9	3	8.1	2	5.4	36	2	13	69.4
12/06/15	Jax	W	S	29	20	69.0	268	9.2	3	10.3	1	3.4	47t	4	11	118.2
12/13/15	@ NYJ	L	S	39	21	53.8	274	7.0	0	0.0	1	2.6	51	5	47	65.5
12/20/15	@ NE	L	S	6	3	50.0	32	5.3	0	0.0	0	0.0	19	3	32	66.0
12/27/15	Hou	L	IA	0	0	-	0	-	0	-	0	-	0	0	0	-
01/03/15	@ Ind	L	IA	0	0	-	0	-	0	-	0	-	0	0	0	-
Totals		3-13	12 / 12	370	230	62.2	2818	7.6	19	5.1	10	2.7	61t	38	258	91.5

ZACH METTENBERGER

Date	Opp	W-L	GP / GS	PASSING												
				Att	Cmp	Pct	Yds	Yd/Att	TD	TD%	Int	Int%	Lg	Sk	Yds	Rat
09/13/15	@ TB	W	p	0	0	-	0	-	0	-	0	-	0	0	0	-
09/20/15	@ Cle	L	DNP	0	0	-	0	-	0	-	0	-	0	0	0	-
09/27/15	Ind	L	DNP	0	0	-	0	-	0	-	0	-	0	0	0	-
10/11/15	Buf	L	DNP	0	0	-	0	-	0	-	0	-	0	0	0	-
10/18/15	Mia	L	p	8	5	62.5	63	7.9	0	0.0	0	0.0	23	1	9	87.0
10/25/15	Atl	L	S	35	22	62.9	187	5.3	1	2.9	2	5.7	19t	1	8	62.4
11/01/15	@ Hou	L	S	31	22	71.0	171	5.5	0	0.0	1	3.2	18	7	46	70.8
11/08/15	@ NO	W	DNP	0	0	-	0	-	0	-	0	-	0	0	0	-
11/15/15	Car	L	DNP	0	0	-	0	-	0	-	0	-	0	0	0	-
11/19/15	@ Jax	L	DNP	0	0	-	0	-	0	-	0	-	0	0	0	-
11/29/15	Oak	L	DNP	0	0	-	0	-	0	-	0	-	0	0	0	-
12/06/15	Jax	W	DNP	0	0	-	0	-	0	-	0	-	0	0	0	-
12/13/15	@ NYJ	L	DNP	0	0	-	0	-	0	-	0	-	0	0	0	-
12/20/15	@ NE	L	p	28	20	71.4	242	8.6	2	7.1	2	7.1	57t	2	19	91.7
12/27/15	Hou	L	S	51	27	52.9	234	4.6	1	2.0	1	2.0	31	1	7	63.7
01/03/15	@ Ind	L	S	13	5	38.5	38	2.9	0	0.0	1	7.7	17	1	9	14.6
Totals		3-13	7 / 4	166	101	60.8	935	5.6	4	2.4	7	4.2	57t	13	98	66.7

ALEX TANNEY

Date	Opp	W-L	GP / GS	PASSING												
				Att	Cmp	Pct	Yds	Yd/Att	TD	TD%	Int	Int%	Lg	Sk	Yds	Rat
09/13/15	@ TB	W		Not on Roster												
09/20/15	@ Cle	L		Not on Roster												
09/27/15	Ind	L		Not on Roster												
10/11/15	Buf	L		Not on Roster												
10/18/15	Mia	L		Not on Roster												
10/25/15	Atl	L		Not on Roster												
11/01/15	@ Hou	L		Not on Roster												
11/08/15	@ NO	W		Not on Roster												
11/15/15	Car	L		Not on Roster												
11/19/15	@ Jax	L		Not on Roster												
11/29/15	Oak	L		Not on Roster												
12/06/15	Jax	W		Not on Roster												
12/13/15	@ NYJ	L		Not on Roster												
12/20/15	@ NE	L		Not on Roster												
12/27/15	Hou	L	DNP	0	0	-	0	-	0	-	0	-	0	0	0	-
01/03/16	@ Ind			14	10	71.4	99	7.1	1	7.1	0	0.0	29	3	34	114.9
Totals		0-2	1 / 0	14	10	71.4	99	7.1	1	7.1	0	0.0	29	3	34	114.9

2015 TENNESSEE TITANS INDIVIDUAL GAME-BY-GAME PASSING STATISTICS

CHARLIE WHITEHURST

				PASSING												
Date	Opp	W-L	GP / GS	Att	Cmp	Pct	Yds	Yd/Att	TD	TD%	Int	Int%	Lg	Sk	Yds	Rat
09/13/15	@ TB	W	IA	0	0	-	0	-	0	-	0	-	0	0	0	-
09/20/15	@ Cle	L	IA	0	0	-	0	-	0	-	0	-	0	0	0	-
09/27/15	Ind	L	IA	0	0	-	0	-	0	-	0	-	0	0	0	-
10/11/15	Buf	L	IA	0	0	-	0	-	0	-	0	-	0	0	0	-
10/18/15	Mia	L	IA	0	0	-	0	-	0	-	0	-	0	0	0	-
10/25/15	Atl	L	DNP	0	0	-	0	-	0	-	0	-	0	0	0	-
11/01/15	@ Hou	L	DNP	0	0	-	0	-	0	-	0	-	0	0	0	-
11/08/15	@ NO	W	DNP	0	0	-	0	-	0	-	0	-	0	0	0	-
11/15/15	Car			Not on Roster												
Nov 19	@ Jax			Not on Roster												
Nov 29	Oak			Not on Roster												
Dec 6	Jax			Not on Roster												
Dec 13	@ NYJ			Not on Roster												
Dec 20	@ NE			Not on Roster												
Dec 27	Hou			Not on Roster												
01/03/16	@ Ind			Not on Roster												
Totals		2-6	0 / 0	0	0	-	0	-	0	-	0	-	0	0	0	-

Other passers: Antonio Andrews (1 for 41-yard TD at NYJ 12/13)

2015 TENNESSEE TITANS INDIVIDUAL GAME-BY-GAME RUSHING STATISTICS

ANTONIO ANDREWS (RB)								DAVID COBB (RB)							
Date	Opp	GP / GS	RUSHING					Date	Opp	GP / GS	RUSHING				
			Att	Yds	Avg	Lg	TD				Att	Yds	Avg	Lg	TD
09/13/15	@ TB	IA	0	0	-	0	0	09/13/15	@ TB		Injured Reserve				
09/20/15	@ Cle	IA	0	0	-	0	0	09/20/15	@ Cle		Injured Reserve				
09/27/15	Ind	p	12	49	4.1	13	1	09/27/15	Ind		Injured Reserve				
10/11/15	Buf	p	7	9	1.3	5	1	10/11/15	Buf		Injured Reserve				
10/18/15	Mia	S	9	23	2.6	8	0	10/18/15	Mia		Injured Reserve				
10/25/15	Atl	p	10	57	5.7	17	0	10/25/15	Atl		Injured Reserve				
11/01/15	@ Hou	S	16	64	4.0	28	0	11/01/15	@ Hou		Injured Reserve				
11/08/15	@ NO	S	19	88	4.6	38	0	11/08/15	@ NO		Injured Reserve				
11/15/15	Car	S	11	8	0.7	6	0	11/15/15	Car	IA	0	0	-	0	0
11/19/15	@ Jax	S	15	78	5.2	26	0	11/19/15	@ Jax	p	4	-3	-0.8	2	0
11/29/15	Oak	S	11	32	2.9	11	0	11/29/15	Oak	p	3	8	2.7	3	0
12/06/15	Jax	S	13	58	4.5	22	1	12/06/15	Jax	p	13	40	3.1	10	0
12/13/15	@ NYJ	S	4	8	2.0	4	0	12/13/15	@ NYJ	p	2	1	0.5	3	0
12/20/15	@ NE	S	14	45	3.2	8	0	12/20/15	@ NE	p	4	9	2.3	4	0
12/27/15	Hou	S	2	1	0.5	1	0	12/27/15	Hou	p	7	18	2.6	9	0
01/03/15	@ Ind	p	0	0	-	0	0	01/03/15	@ Ind	S	19	73	3.8	12	1
Totals		14 / 10	143	520	3.6	38	3			7 / 1	52	146	2.8	12	1

JALSTON FOWLER (FB)								MARCUS MARIOTA (QB)							
Date	Opp	GP / GS	RUSHING					Date	Opp	GP / GS	RUSHING				
			Att	Yds	Avg	Lg	TD				Att	Yds	Avg	Lg	TD
09/13/15	@ TB	p	0	0	-	0	0	09/13/15	@ TB	S	2	6	3.0	9	0
09/20/15	@ Cle	p	1	3	3.0	3	0	09/20/15	@ Cle	S	3	19	6.3	12	0
09/27/15	Ind	p	4	9	2.3	3	1	09/27/15	Ind	S	0	0	-	0	0
10/11/15	Buf	p	0	0	-	0	0	10/11/15	Buf	S	5	47	9.4	22	0
10/18/15	Mia	p	0	0	-	0	0	10/18/15	Mia	S	0	0	-	0	0
10/25/15	Atl	p	0	0	-	0	0	10/25/15	Atl	IA	0	0	-	0	0
11/01/15	@ Hou	p	0	0	-	0	0	11/01/15	@ Hou	IA	0	0	-	0	0
11/08/15	@ NO	p	0	0	-	0	0	11/08/15	@ NO	S	1	5	5.0	5	0
11/15/15	Car	p	0	0	-	0	0	11/15/15	Car	S	5	24	4.8	10	0
11/19/15	@ Jax	p	0	0	-	0	0	11/19/15	@ Jax	S	5	29	5.8	23t	1
11/29/15	Oak	p	1	1	1.0	1	0	11/29/15	Oak	S	1	7	7.0	7	0
12/06/15	Jax	p	0	0	-	0	0	12/06/15	Jax	S	9	112	12.4	87t	1
12/13/15	@ NYJ	p	0	0	-	0	0	12/13/15	@ NYJ	S	3	3	1.0	3	0
12/20/15	@ NE	p	1	0	0.0	0	0	12/20/15	@ NE	S	0	0	-	0	0
12/27/15	Hou	p	0	0	-	0	0	12/27/15	Hou	IA	0	0	-	0	0
01/03/15	@ Ind	p	0	0	-	0	0	01/03/15	@ Ind	IA	0	0	-	0	0
2015 Totals:		16 / 0	7	13	1.9	3	1	2015 Totals:		12 / 12	34	252	7.4	87t	2

DEXTER MCCLUSTER (RB)								ZACH METTENBERGER (QB)							
Date	Opp	GP / GS	RUSHING					Date	Opp	GP / GS	RUSHING				
			Att	Yds	Avg	Lg	TD				Att	Yds	Avg	Lg	TD
09/13/15	@ TB	p	2	8	4.0	5	0	09/13/15	@ TB	p	3	-5	-1.7	-1	0
09/20/15	@ Cle	p	10	98	9.8	44	0	09/20/15	@ Cle	DNP	0	0	-	0	0
09/27/15	Ind	S	5	7	1.4	10	0	09/27/15	Ind	DNP	0	0	-	0	0
10/11/15	Buf	p	8	20	2.5	8	0	10/11/15	Buf	DNP	0	0	-	0	0
10/18/15	Mia	p	5	23	4.6	16	0	10/18/15	Mia	p	1	4	4.0	4	0
10/25/15	Atl	S	5	20	4.0	6	0	10/25/15	Atl	S	1	0	0.0	0	0
11/01/15	@ Hou	p	3	15	5.0	7	0	11/01/15	@ Hou	S	0	0	-	0	0
11/08/15	@ NO	p	8	19	2.4	5	0	11/08/15	@ NO	DNP	0	0	-	0	0
11/15/15	Car	p	3	25	8.3	25t	1	11/15/15	Car	DNP	0	0	-	0	0
11/19/15	@ Jax	p	2	0	0.0	4	0	11/19/15	@ Jax	DNP	0	0	-	0	0
11/29/15	Oak	IA	0	0	-	0	0	11/29/15	Oak	DNP	0	0	-	0	0
12/06/15	Jax	IA	0	0	-	0	0	12/06/15	Jax	DNP	0	0	-	0	0
12/13/15	@ NYJ	p	4	12	3.0	8	0	12/13/15	@ NYJ	DNP	0	0	-	0	0
12/20/15	@ NE		Injured Reserve					12/20/15	@ NE	p	2	5	2.5	5	0
12/27/15	Hou		Injured Reserve					12/27/15	Hou	S	0	0	-	0	0
01/03/15	@ Ind		Injured Reserve					01/03/15	@ Ind	S	2	4	2.0	5t	1
2015 Totals:		11 / 2	55	247	4.5	44	1	2015 Totals:		7 / 4	9	8	0.9	5t	1

2015 TENNESSEE TITANS INDIVIDUAL GAME-BY-GAME RUSHING STATISTICS

BISHOP SANKEY (RB)									ALEX TANNEY (QB)								
Date	Opp	GP / GS	RUSHING						Date	Opp	GP / GS	RUSHING					
			Att	Yds	Avg	Lg	TD	Att				Yds	Avg	Lg	TD		
09/13/15	@ TB	S	12	74	6.2	16	1		09/13/15	@ TB							
09/20/15	@ Cle	S	12	42	3.5	8	0		09/20/15	@ Cle							
09/27/15	Ind	p	5	10	2.0	8	0		09/27/15	Ind							
10/11/15	Buf	S	7	20	2.9	9	0		10/11/15	Buf							
10/18/15	Mia	p	3	13	4.3	9	0		10/18/15	Mia							
10/25/15	Atl	p	0	0	-	0	0		10/25/15	Atl							
11/01/15	@ Hou	p	0	0	-	0	0		11/01/15	@ Hou							
11/08/15	@ NO	DNP	0	0	-	0	0		11/08/15	@ NO							
11/15/15	Car	p	2	7	3.5	5	0		11/15/15	Car							
11/19/15	@ Jax	IA	0	0	-	0	0		11/19/15	@ Jax							
11/29/15	Oak	p	0	0	-	0	0		11/29/15	Oak							
12/06/15	Jax	p	0	0	-	0	0		12/06/15	Jax							
12/13/15	@ NYJ	IA	0	0	-	0	0		12/13/15	@ NYJ							
12/20/15	@ NE	p	0	0	-	0	0		12/20/15	@ NE							
12/27/15	Hou	p	2	11	5.5	7	0		12/27/15	Hou	DNP	0	0	-	0	0	
01/03/16	@ Ind	p	4	16	4.0	5	0		01/03/16	@ Ind	p	0	0	-	0	0	
2015 Totals:			13	193	4.1	16	1		2015 Totals:			1	0	-	0	0	

TERRANCE WEST (RB)								CHARLIE WHITEHURST (QB)							
			RUSHING								RUSHING				
Date	Opp	GP / GS	Att	Yds	Avg	Lg	TD	Date	Opp	GP / GS	Att	Yds	Avg	Lg	TD
09/13/15	@ TB	p	13	41	3.2	12	0	09/13/15	@ TB	IA	0	0	-	0	0
09/20/15	@ Cle	p	3	10	3.3	4	0	09/20/15	@ Cle	IA	0	0	-	0	0
09/27/15	Ind	IA	0	0	-	0	0	09/27/15	Ind	IA	0	0	-	0	0
10/11/15	Buf	IA	0	0	-	0	0	10/11/15	Buf	IA	0	0	-	0	0
10/18/15	Mia	IA	0	0	-	0	0	10/18/15	Mia	IA	0	0	-	0	0
10/25/15	Atl	IA	0	0	-	0	0	10/25/15	Atl	DNP	0	0	-	0	0
11/01/15	@ Hou	IA	0	0	-	0	0	11/01/15	@ Hou	DNP	0	0	-	0	0
11/08/15	@ NO		Not on Roster					11/08/15	@ NO	DNP	0	0	-	0	0
11/15/15	Car		Not on Roster					11/15/15	Car		Not on Roster				
11/19/15	@ Jax		Not on Roster					11/19/15	@ Jax		Not on Roster				
11/29/15	Oak		Not on Roster					11/29/15	Oak		Not on Roster				
12/06/15	Jax		Not on Roster					12/06/15	Jax		Not on Roster				
12/13/15	@ NYJ		Not on Roster					12/13/15	@ NYJ		Not on Roster				
12/20/15	@ NE		Not on Roster					12/20/15	@ NE		Not on Roster				
12/27/15	Hou		Not on Roster					12/27/15	Hou		Not on Roster				
01/03/15	@ Ind		Not on Roster					01/03/15	@ Ind		Not on Roster				
2015 Totals:		2 / 0	16	51	3.2	12	0	2015 Totals:		0 / 0	0	0	-	0	0

Other rushers: Harry Douglas (1 for -6 yards at CLE, 9/20), Kendall Wright (1 for 13 yards vs. IND, 9/27; 1 for 1 yard vs. BUF, 10/11; 1 for 7 yards at HOU, 11/1, 2 for -4 yards vs. OAK, 11/29)

2015 TENNESSEE TITANS INDIVIDUAL GAME-BY-GAME RECEIVING STATISTICS

ANTONIO ANDREWS (RB)

Date	Opp	GP / GS	RECEIVING				
			No	Yds	Avg	Lg	TD
09/13/15	@ TB	IA	0	0	-	0	0
09/20/15	@ Cle	IA	0	0	-	0	0
09/27/15	Ind	p	1	12	12.0	12	0
10/11/15	Buf	p	3	45	15.0	23	0
10/18/15	Mia	S	1	2	2.0	2	0
10/25/15	Atl	p	0	0	-	0	0
11/01/15	@ Hou	S	3	18	6.0	10	0
11/08/15	@ NO	S	1	23	23.0	23	0
11/15/15	Car	S	0	0	-	0	0
11/19/15	@ Jax	S	2	16	8.0	13	0
11/29/15	Oak	S	1	14	14.0	14	0
12/06/15	Jax	S	1	10	10.0	10	0
12/13/15	@ NYJ	S	1	6	6.0	6	0
12/20/15	@ NE	S	5	25	5.0	9	0
12/27/15	Hou	S	0	0	-	0	0
01/03/15	@ Ind	p	2	3	1.5	6	0
2015 Totals:			14	174	8.3	23	0

CHASE COFFMAN (TE)

Date	Opp	GP / GS	RECEIVING				
			No	Yds	Avg	Lg	TD
09/13/15	@ TB	IA	0	0	-	0	0
09/20/15	@ Cle	p	4	42	10.5	16	0
09/27/15	Ind	IA	0	0	0.0	0	0
10/11/15	Buf	IA	0	0	0.0	0	0
10/18/15	Mia	IA	0	0	0.0	0	0
10/25/15	Atl		Not on Roster				
11/01/15	@ Hou		Not on Roster				
11/08/15	@ NO		Not on Roster				
11/15/15	Car		Not on Roster				
11/19/15	@ Jax		Not on Roster				
11/29/15	Oak		Not on Roster				
12/06/15	Jax		Not on Roster				
12/13/15	@ NYJ		Not on Roster				
12/20/15	@ NE		Not on Roster				
12/27/15	Hou		Not on Roster				
01/03/15	@ Ind		Not on Roster				
2015 Totals:			1	42	10.5	16	0

HARRY DOUGLAS (WR)

Date	Opp	GP / GS	RECEIVING				
			No	Yds	Avg	Lg	TD
09/13/15	@ TB	S	2	24	12.0	20	1
09/20/15	@ Cle	S	1	9	9.0	9	0
09/27/15	Ind	S	3	20	6.7	10	0
10/11/15	Buf	S	2	17	8.5	11	0
10/18/15	Mia	S	1	11	11.0	11	0
10/25/15	Atl	IA	0	0	-	0	0
11/01/15	@ Hou	IA	0	0	-	0	0
11/08/15	@ NO	S	5	73	14.6	30	0
11/15/15	Car	p	3	26	8.7	19	0
11/19/15	@ Jax	S	2	16	8.0	9	0
11/29/15	Oak	S	3	29	9.7	13t	1
12/06/15	Jax	S	1	8	8.0	8	0
12/13/15	@ NYJ	S	3	65	21.7	51	0
12/20/15	@ NE	S	2	15	7.5	10	0
12/27/15	Hou	p	6	79	13.2	31	0
01/03/15	@ Ind	S	2	19	9.5	16	0
2015 Totals:			14	411	11.4	51	2

ANTHONY FASANO (TE)

Date	Opp	GP / GS	RECEIVING				
			No	Yds	Avg	Lg	TD
09/13/15	@ TB	p	1	18	18.0	18	0
09/20/15	@ Cle	S	5	84	16.8	33	1
09/27/15	Ind	p	1	26	26.0	26	0
10/11/15	Buf	p	0	0	-	0	0
10/18/15	Mia	S	2	1	0.5	10	0
10/25/15	Atl	p	3	21	7.0	8	0
11/01/15	@ Hou	S	1	9	9.0	9	0
11/08/15	@ NO	S	3	33	11.0	23	1
11/15/15	Car	S	1	19	19.0	19	0
11/19/15	@ Jax	S	2	14	7.0	8	0
11/29/15	Oak	S	2	22	11.0	17	0
12/06/15	Jax	S	0	0	-	0	0
12/13/15	@ NYJ	p	0	0	-	0	0
12/20/15	@ NE	S	3	21	7.0	8	0
12/27/15	Hou	S	2	21	10.5	12	0
01/03/15	@ Ind	S	0	0	-	0	0
2015 Totals:			16	289	11.1	33	2

JALSTON FOWLER (FB)

Date	Opp	GP / GS	RECEIVING				
			No	Yds	Avg	Lg	TD
09/13/15	@ TB	p	0	0	-	0	0
09/20/15	@ Cle	p	1	19	19.0	19	0
09/27/15	Ind	p	0	0	-	0	0
10/11/15	Buf	p	0	0	-	0	0
10/18/15	Mia	p	0	0	-	0	0
10/25/15	Atl	p	0	0	-	0	0
11/01/15	@ Hou	p	0	0	-	0	0
11/08/15	@ NO	p	0	0	-	0	0
11/15/15	Car	p	1	14	14.0	14	0
11/19/15	@ Jax	p	1	2	2.0	2	0
11/29/15	Oak	p	1	1	1.0	1t	1
12/06/15	Jax	p	0	0	-	0	0
12/13/15	@ NYJ	p	0	0	-	0	0
12/20/15	@ NE	p	1	8	8.0	8	0
12/27/15	Hou	p	0	0	-	0	0
01/03/15	@ Ind	p	0	0	-	0	0
2015 Totals:			5	44	8.8	19	1

DORIAL GREEN-BECKHAM (WR)

Date	Opp	GP / GS	RECEIVING				
			No	Yds	Avg	Lg	TD
09/13/15	@ TB	p	0	0	-	0	0
09/20/15	@ Cle	p	1	13	13.0	13t	1
09/27/15	Ind	p	2	22	11.0	19	1
10/11/15	Buf	p	0	0	-	0	0
10/18/15	Mia	p	3	57	19.0	32	0
10/25/15	Atl	S	0	0	-	0	0
11/01/15	@ Hou	p	1	12	12.0	12	0
11/08/15	@ NO	S	5	77	15.4	20	0
11/15/15	Car	p	0	0	-	0	0
11/19/15	@ Jax	p	3	40	13.3	17	0
11/29/15	Oak	p	1	22	22.0	22	0
12/06/15	Jax	p	5	119	23.8	47t	1
12/13/15	@ NYJ	S	3	53	17.7	27	0
12/20/15	@ NE	p	6	113	18.8	30	0
12/27/15	Hou	S	0	0	-	0	0
01/03/15	@ Ind	S	2	21	10.5	16	1
2015 Totals:			16	549	17.2	47t	4

2015 TENNESSEE TITANS INDIVIDUAL GAME-BY-GAME RECEIVING STATISTICS

JUSTIN HUNTER (WR)

			RECEIVING				
Date	Opp	GP / GS	No	Yds	Avg	Lg	TD
09/13/15	@ TB	p	1	11	11.0	11	0
09/20/15	@ Cle	S	2	34	17.0	20	0
09/27/15	Ind	p	1	29	29.0	29	0
10/11/15	Buf	S	4	38	9.5	14	0
10/18/15	Mia	p	3	54	18.0	23	0
10/25/15	Atl	S	2	17	8.5	13	0
11/01/15	@ Hou	S	2	17	8.5	10	0
11/08/15	@ NO	p	3	17	5.7	8t	1
11/15/15	Car	S	4	47	11.8	24	0
11/19/15	@ Jax				Injured Reserve		
11/29/15	Oak				Injured Reserve		
12/06/15	Jax				Injured Reserve		
12/13/15	@ NYJ				Injured Reserve		
12/20/15	@ NE				Injured Reserve		
12/27/15	Hou				Injured Reserve		
01/03/15	@ Ind				Injured Reserve		
2015 Totals:		9 / 5	22	264	12.0	29	1

DAMARIS JOHNSON (WR)

DATE			RECEIVING				
Date	Opp	GP / GS	No	Yds	Avg	Lg	TD
09/13/15	@ TB				Not on Roster		
09/20/15	@ Cle				Not on Roster		
09/27/15	Ind				Not on Roster		
10/11/15	Buf				Not on Roster		
10/18/15	Mia				Not on Roster		
10/25/15	Atl				Not on Roster		
11/01/15	@ Hou				Not on Roster		
11/08/15	@ NO				Not on Roster		
11/15/15	Car				Not on Roster		
11/19/15	@ Jax				Not on Roster		
11/29/15	Oak				Not on Roster		
12/06/15	Jax				Not on Roster		
12/13/15	@ NYJ				Not on Roster		
12/20/15	@ NE	IA	0	0	-	0	0
12/27/15	Hou	IA	0	0	-	0	0
01/03/15	@ Ind	IA	0	0	-	0	0
2015 Totals:		0 / 0	0	0	-	0	0

TRE MCBRIDE (WR)

			RECEIVING				
Date	Opp	GP / GS	No	Yds	Avg	Lg	TD
09/13/15	@ TB				Practice Squad		
09/20/15	@ Cle				Practice Squad		
09/27/15	Ind				Practice Squad		
10/11/15	Buf				Practice Squad		
10/18/15	Mia				Practice Squad		
10/25/15	Atl				Practice Squad		
11/01/15	@ Hou				Practice Squad		
11/08/15	@ NO				Practice Squad		
11/15/15	Car				Practice Squad		
11/19/15	@ Jax	p	0	0	-	0	0
11/29/15	Oak	p	0	0	-	0	0
12/06/15	Jax	p	0	0	-	0	0
12/13/15	@ NYJ	p	0	0	-	0	0
12/20/15	@ NE	p	0	0	-	0	0
12/27/15	Hou	p	2	8	4.0	7	1
01/03/15	@ Ind	p	0	0	-	0	0
2015 Totals:		7 / 0	2	8	4.0	7	1

DEXTER MCCLUSTER (RB)

			RECEIVING				
Date	Opp	GP / GS	No	Yds	Avg	Lg	TD
09/13/15	@ TB	p	0	0	-	0	0
09/20/15	@ Cle	p	4	26	6.5	13	0
09/27/15	Ind	S	1	35	35.0	35	0
10/11/15	Buf	p	1	-2	-2.0	-2	0
10/18/15	Mia	p	3	19	6.3	14	1
10/25/15	Atl	S	6	48	8.0	14	0
11/01/15	@ Hou	p	4	23	5.8	9	0
11/08/15	@ NO	p	2	28	14.0	21	0
11/15/15	Car	p	4	27	6.8	14	0
11/19/15	@ Jax	p	2	18	9.0	9	0
11/29/15	Oak	IA	0	0	-	0	0
12/06/15	Jax	IA	0	0	-	0	0
12/13/15	@ NYJ	p	4	38	9.5	28	0
12/20/15	@ NE		Injured Reserve				
12/27/15	Hou		Injured Reserve				
01/03/15	@ Ind		Injured Reserve				
2015 Totals:		11 / 2	31	260	8.4	35	1

RICO RICHARDSON (WR)

			RECEIVING				
Date	Opp	GP / GS	No	Yds	Avg	Lg	TD
09/13/15	@ TB	PS			Practice Squad		
09/20/15	@ Cle	PS			Practice Squad		
09/27/15	Ind	PS			Practice Squad		
10/11/15	Buf	PS			Practice Squad		
10/18/15	Mia	PS			Practice Squad		
Oct 25	Atl	p	0	0	-	0	0
Nov 1	@ Hou	p	0	0	-	0	0
Nov 8	@ NO	p	0	0	-	0	0
Nov 15	Car	p	0	0	-	0	0
Nov 19	@ Jax	p	0	0	-	0	0
Nov 29	Oak				Not on Roster		
Dec 6	Jax				Not on Roster		
Dec 13	@ NYJ				Practice Squad		
Dec 20	@ NE				Practice Squad		
Dec 27	Hou				Not on Roster		
Jan 3	@ Ind				Not on Roster		
2015 Totals:		5 / 0	0	0	-	0	0

BISHOP SANKEY (RB)

			RECEIVING				
Date	Opp	GP / GS	No	Yds	Avg	Lg	TD
09/13/15	@ TB	S	2	12	6.0	12t	1
09/20/15	@ Cle	S	0	0	-	0	0
09/27/15	Ind	p	2	31	15.5	20	0
10/11/15	Buf	S	3	23	7.7	12	0
10/18/15	Mia	p	1	7	7.0	7	0
10/25/15	Atl	p	0	0	-	0	0
11/01/15	@ Hou	p	0	0	-	0	0
11/08/15	@ NO	DNP	0	0	-	0	0
11/15/15	Car	p	0	0	-	0	0
11/19/15	@ Jax	IA	0	0	-	0	0
11/29/15	Oak	p	0	0	-	0	0
12/06/15	Jax	p	0	0	-	0	0
12/13/15	@ NYJ	IA	0	0	-	0	0
12/20/15	@ NE	p	3	23	7.7	15	0
12/27/15	Hou	p	3	43	14.3	30	0
01/03/15	@ Ind	p	0	0	-	0	0
2015 Totals:		13 / 3	14	139	9.9	30	1

2015 TENNESSEE TITANS INDIVIDUAL GAME-BY-GAME RECEIVING STATISTICS

CRAIG STEVENS (TE)

			RECEIVING				
Date	Opp	GP / GS	No	Yds	Avg	Lg	TD
09/13/15	@ TB	S	0	0	-	0	0
09/20/15	@ Cle	p	1	13	13.0	13	0
09/27/15	Ind	S	2	29	14.5	27	0
10/11/15	Buf	p	1	1	1.0	1	0
10/18/15	Mia	S	0	0	-	0	0
10/25/15	Atl	p	0	0	-	0	0
11/01/15	@ Hou	S	1	9	9.0	9	0
11/08/15	@ NO	S	2	25	12.5	24	0
11/15/15	Car	S	0	0	-	0	0
11/19/15	@ Jax	S	0	0	-	0	0
11/29/15	Oak	S	1	20	20.0	20t	1
12/06/15	Jax	S	2	11	5.5	10t	1
12/13/15	@ NYJ	S	0	0	-	0	0
12/20/15	@ NE	p	1	5	5.0	5	0
12/27/15	Hou	S	1	8	8.0	8	0
01/03/15	@ Ind	p	0	0	-	0	0
2015 Totals:		16 / 11	12	121	10.1	27	2

PHILLIP SUPERNAW (TE)

			RECEIVING				
Date	Opp	GP / GS	No	Yds	Avg	Lg	TD
09/13/15	@ TB	p	0	0	-	0	0
09/20/15	@ Cle	p	0	0	-	0	0
09/27/15	Ind	p	0	0	-	0	0
10/11/15	Buf	p	0	0	-	0	0
10/18/15	Mia	p	0	0	-	0	0
10/25/15	Atl	p	0	0	-	0	0
11/01/15	@ Hou	p	0	0	-	0	0
11/08/15	@ NO	p	0	0	-	0	0
11/15/15	Car	p	0	0	-	0	0
11/19/15	@ Jax	p	2	16	8.0	8	0
11/29/15	Oak	p	0	0	-	0	0
12/06/15	Jax	p	0	0	-	0	0
12/13/15	@ NYJ	p	1	16	16.0	16	0
12/20/15	@ NE	S	0	0	-	0	0
12/27/15	Hou	p	0	0	-	0	0
01/03/15	@ Ind	p	0	0	-	0	0
2015 Totals:		16 / 1	3	32	10.7	16	0

ANDREW TURZILLI (WR)

ATTENDING			RECEIVING				
Date	Opp	GP / GS	No	Yds	Avg	Lg	TD
09/13/15	@ TB				Not on Roster		
09/20/15	@ Cle				Not on Roster		
09/27/15	Ind				Not on Roster		
10/11/15	Buf				Not on Roster		
10/18/15	Mia				Not on Roster		
10/25/15	Atl				Not on Roster		
11/01/15	@ Hou				Not on Roster		
11/08/15	@ NO				Not on Roster		
11/15/15	Car				Not on Roster		
11/19/15	@ Jax	IA	0	0	-	0	0
11/29/15	Oak	IA	0	0	-	0	0
12/06/15	Jax	IA	0	0	-	0	0
12/13/15	@ NYJ	p	2	25	12.5	18	0
12/20/15	@ NE	p	0	0	-	0	0
12/27/15	Hou	IA	0	0	-	0	0
01/03/15	@ Ind	p	0	0	-	0	0
2015 Totals:		3 / 0	2	25	12.5	18	0

DELANIE WALKER (TE)

			RECEIVING					
Date		Opp	GP / GS	No	Yds	Avg	Lg	TD
09/13/15	@	TB	S	3	43	14.3	22	1
09/20/15	@	Cle	IA	0	0	-	0	0
09/27/15		Ind	S	7	68	9.7	19	0
10/11/15		Buf	S	4	36	9.0	16	0
10/18/15		Mia	p	8	97	12.1	25	0
10/25/15		Atl	S	7	55	7.9	12	0
11/01/15	@	Hou	p	6	62	10.3	15	0
11/08/15	@	NO	p	7	95	13.6	61t	2
11/15/15		Car	S	3	52	17.3	21	0
11/19/15	@	Jax	S	8	109	13.6	29	0
11/29/15		Oak	S	6	91	15.2	36	0
12/06/15		Jax	p	8	92	11.5	29	1
12/13/15	@	NYJ	S	7	71	10.1	16	0
12/20/15	@	NE	S	2	64	32.0	57t	2
12/27/15		Hou	p	9	59	6.6	21	0
01/03/15	@	Ind	S	9	94	10.4	29	0
2015 Totals:			15 / 10	94	1088	11.6	61t	6

TERRANCE WEST (RB)

			RECEIVING				
Date	Opp	GP / GS	No	Yds	Avg	Lg	TD
09/13/15	@ TB	p	0	0	-	0	0
09/20/15	@ Cle	p	0	0	-	0	0
09/27/15	Ind	IA	0	0	-	0	0
10/11/15	Buf	IA	0	0	-	0	0
10/18/15	Mia	IA	0	0	-	0	0
10/25/15	Atl	IA	0	0	-	0	0
11/01/15	@ Hou	IA	0	0	-	0	0
11/08/15	@ NO				Not on Roster		
11/15/15	Car				Not on Roster		
11/19/15	@ Jax				Not on Roster		
11/29/15	Oak				Not on Roster		
12/06/15	Jax				Not on Roster		
12/13/15	@ NYJ				Not on Roster		
12/20/15	@ NE				Not on Roster		
12/27/15	Hou				Not on Roster		
01/03/15	@ Ind				Not on Roster		
2015 Totals:		2 / 0	0	0	-	0	0

KENDALL WRIGHT (WR)

			RECEIVING				
Date	Opp	GP / GS	No	Yds	Avg	Lg	TD
09/13/15	@ TB	S	4	101	25.3	52t	1
09/20/15	@ Cle	S	2	17	8.5	10	0
09/27/15	Ind	S	7	95	13.6	24	1
10/11/15	Buf	S	3	29	9.7	17	0
10/18/15	Mia	S	4	34	8.5	16	0
10/25/15	Atl	S	4	46	11.5	19t	1
11/01/15	@ Hou	S	4	21	5.3	18	0
11/08/15	@ NO	IA	0	0	-	0	0
11/15/15	Car	IA	0	0	-	0	0
11/19/15	@ Jax	IA	0	0	-	0	0
11/29/15	Oak	p	2	19	9.5	12	0
12/06/15	Jax	S	3	28	9.3	10	0
12/13/15	@ NYJ	IA	0	0	-	0	0
12/20/15	@ NE	IA	0	0	-	0	0
12/27/15	Hou	S	3	18	6.0	7	0
01/03/15	@ Ind	IA	0	0	-	0	0
2015 Totals:		10 / 9	36	408	11.3	52t	3

Other receivers: Marcus Mariota (1 for 41-yard TD at NYJ, 12/13)

2015 TENNESSEE TITANS INDIVIDUAL GAME-BY-GAME PUNTING

BRETT KERN

Date	Opp	GP / GS	PUNTING										
			No.	Yds	Avg	Ret	Yds	R Avg	TB	In	Lg	Blk	Net
09/13/15	@ TB	p	4	189	47.3	2	17	8.5	0	1	57	0	43.0
09/20/15	@ Cle	p	6	298	49.7	6	154	25.7	0	1	55	0	24.0
09/27/15	Ind	p	5	212	42.4	0	0	-	0	2	49	0	42.4
10/11/15	Buf	p	6	251	41.8	3	40	13.3	1	3	58	0	31.8
10/18/15	Mia	p	3	125	41.7	1	6	6.0	0	2	61	0	39.7
10/25/15	Atl	p	7	305	43.6	1	12	12.0	0	5	54	0	41.9
11/01/15	@ Hou	p	7	349	49.9	3	28	9.3	0	3	60	0	45.9
11/08/15	@ NO	p	5	253	50.6	3	21	7.0	0	2	56	0	46.4
11/15/15	Car	p	5	259	51.8	4	61	15.3	0	0	56	0	39.6
11/19/15	@ Jax	p	5	226	45.2	2	76	38.0	0	2	56	0	30.0
11/29/15	Oak	p	6	287	47.8	4	49	12.3	0	1	60	0	39.7
12/06/15	Jax	p	3	133	44.3	2	18	9.0	0	1	51	0	38.3
12/13/15	@ NYJ	p	6	289	48.2	4	32	8.0	0	1	55	0	42.8
12/20/15	@ NE	p	5	272	54.4	4	36	9.0	0	1	61	0	47.2
12/27/15	Hou	p	9	427	47.4	4	37	9.3	0	7	60	0	43.3
01/03/15	@ Ind	p	6	300	50.0	4	18	4.5	0	2	52	0	47.0
2015 Totals:		16 / 0	88	4,175	47.4	47	605	12.9	1	34	61	0	40.3

Other punters: (none)

2015 INDIVIDUAL GAME-BY-GAME PUNT AND KICKOFF RETURNS

TRE McBRIDE														
			PUNT RETURNS						KICKOFF RETURNS					
Date	Opp	GP / GS	No	FC	Yds	Avg	Lg	TD	No	Yds	Avg	Lg	TD	
09/13/15	@ TB				Practice Squad					Practice Squad				
09/20/15	@ Cle				Practice Squad					Practice Squad				
09/27/15	Ind				Practice Squad					Practice Squad				
10/11/15	Buf				Practice Squad					Practice Squad				
10/18/15	Mia				Practice Squad					Practice Squad				
10/25/15	Atl				Practice Squad					Practice Squad				
11/01/15	@ Hou				Practice Squad					Practice Squad				
11/08/15	@ NO				Practice Squad					Practice Squad				
11/15/15	Car				Practice Squad					Practice Squad				
11/19/15	@ Jax	p	0	0	0	-	0	0	0	0	-	0	0	
11/29/15	Oak	p	0	0	0	-	0	0	1	31	31.0	31	0	
12/06/15	Jax	p	0	0	0	-	0	0	4	80	20.0	30	0	
12/13/15	@ NYJ	p	0	0	0	-	0	0	3	47	15.7	18	0	
12/20/15	@ NE	p	0	0	0	-	0	0	1	11	11.0	11	0	
12/27/15	Hou	p	0	0	0	-	0	0	1	21	21.0	21	0	
01/03/15	@ Ind	p	0	0	0	-	0	0	0	0	-	0	0	
2015 Totals:			7	0	0	-	0	0	10	190	19.0	31	0	

DEXTER McCLUSTER														
			PUNT RETURNS						KICKOFF RETURNS					
Date	Opp	GP / GS	No	FC	Yds	Avg	Lg	TD	No	Yds	Avg	Lg	TD	
09/13/15	@ TB	p	2	0	14	7.0	13	0	0	0	-	0	0	
09/20/15	@ Cle	p	4	1	41	10.3	16	0	0	0	-	0	0	
09/27/15	Ind	S	3	2	-1	-0.3	2	0	0	0	-	0	0	
10/11/15	Buf	p	5	2	66	13.2	26	0	1	20	20.0	20	0	
10/18/15	Mia	p	1	2	14	14.0	14	0	0	0	-	0	0	
10/25/15	Atl	S	0	3	0	-	0	0	0	0	-	0	0	
11/01/15	@ Hou	p	5	1	63	12.6	37	0	2	61	30.5	32	0	
11/08/15	@ NO	p	2	1	12	6.0	7	0	4	96	24.0	32	0	
11/15/15	Car	p	0	2	0	-	0	0	5	86	17.2	20	0	
11/19/15	@ Jax	p	1	1	6	6.0	6	0	1	22	22.0	22	0	
11/29/15	Oak	IA	0	0	0	-	0	0	0	0	-	0	0	
12/06/15	Jax	IA	0	0	0	-	0	0	0	0	-	0	0	
12/13/15	@ NYJ	p	1	0	2	2.0	2	0	0	0	-	0	0	
12/20/15	@ NE				Injured Reserve									
12/27/15	Hou				Injured Reserve									
01/03/15	@ Ind				Injured Reserve									
2015 Totals:			11	2	24	9.0	37	0	13	285	21.9	32	0	

BISHOP SANKEY														
			PUNT RETURNS						KICKOFF RETURNS					
Date	Opp	GP / GS	No	FC	Yds	Avg	Lg	TD	No	Yds	Avg	Lg	TD	
09/13/15	@ TB	S	0	0	0	0.0	0	0	1	17	17.0	17	0	
09/20/15	@ Cle	S	0	0	0	-	0	0	0	0	-	0	0	
09/27/15	Ind	p	0	0	0	0.0	0	0	0	0	-	0	0	
10/11/15	Buf	S	0	0	0	-	0	0	2	33	16.5	25	0	
10/18/15	Mia	P	0	0	0	0.0	0	0	3	79	26.3	34	0	
10/25/15	Atl	P	0	0	0	-	0	0	1	27	27.0	27	0	
11/01/15	@ Hou	P	0	0	0	0.0	0	0	2	36	18.0	23	0	
11/08/15	@ NO	DNP	0	0	0	-	0	0	0	0	-	0	0	
11/15/15	Car	P	0	0	0	0.0	0	0	0	0	-	0	0	
11/19/15	@ Jax	IA	0	0	0	-	0	0	0	0	-	0	0	
11/29/15	Oak	P	0	0	0	0.0	0	0	0	0	-	0	0	
12/06/15	Jax	P	0	0	0	-	0	0	0	0	-	0	0	
12/13/15	@ NYJ	IA	0	0	0	0.0	0	0	0	0	-	0	0	
12/20/15	@ NE		0	0	0	-	0	0	0	0	-	0	0	
12/27/15	Hou		0	0	0	0.0	0	0	0	0	-	0	0	
01/03/15	@ Ind		0	0	0	-	0	0	0	0	-	0	0	
2015 Totals:			6	3	0	0.0	0	0	9	192	21.3	34	0	

Other Punt Returners: Harry Douglas (2 for 9 yards at JAX, 11/19, 1 for 5 yards vs. OAK, 11/29) Perrish Cox (2 for 11 yards vs. JAX 12/6)

Other Kickoff Returners: Antonio Andrews (1 for 13 yards at NE, 12/20)

2015 TENNESSEE TITANS INDIVIDUAL GAME-BY-GAME DEFENSIVE STATISTICS

JOSH AUBREY (S)

[illegible]

DAVID BASS (OLB)

			TACKLES ...							INTERCEPTIONS ...					FUMBLES ...			
Date	Opp	GP / GS	Tot	Solo	Asst	Sk	Yds	QBP	TFL	No	Yds	Lg	TD	PD	FF	FR	Yds	SpT
09/13/15	@ TB	p	0	0	0	0.0	0.0	0	0	0	0	0	0	0	0	0	0	1
09/20/15	@ Cle	p	0	0	0	0.0	0.0	0	0	0	0	0	0	0	0	0	0	0
09/27/15	Ind	p	0	0	0	0.0	0.0	0	0	0	0	0	0	0	0	0	0	0
10/11/15	Buf	p	0	0	0	0.0	0.0	0	0	0	0	0	0	0	0	0	0	1
10/18/15	Mia	p	1	1	0	0.0	0.0	0	0	0	0	0	0	0	0	0	0	0
10/25/15	Atl	p	0	0	0	0.0	0.0	0	0	1	8	8	0	1	0	0	0	0
11/01/15	@ Hou	p	0	0	0	0.0	0.0	0	0	0	0	0	0	0	0	0	0	1
11/08/15	@ NO	p	2	1	1	0.0	0.0	0	0	0	0	0	0	0	0	0	0	2
11/15/15	Car	p	2	1	1	0.5	4.5	1	1	0	0	0	0	0	0	0	0	1
11/19/15	@ Jax	S	6	4	2	0.0	0.0	1	0	0	0	0	0	0	0	1	0	0
11/29/15	Oak	S	4	2	2	0.0	0.0	2	0	0	0	0	0	1	0	0	0	2
12/06/15	Jax	S	3	2	1	0.0	0.0	1	0	0	0	0	0	2	0	0	0	0
12/13/15	@ NYJ	S	6	0	6	0.0	0.0	1	0	0	0	0	0	1	0	0	0	0
12/20/15	@ NE	S	5	4	1	0.0	0.0	1	2	0	0	0	0	0	0	0	0	0
12/27/15	Hou	S	6	5	1	0.0	0.0	0	1	0	0	0	0	0	0	1	0	0
01/03/15	@ Ind	S	7	3	4	1.0	7.0	2	1	0	0	0	0	0	0	0	0	0
2015 Totals:		16 / 7	42	23	19	1.5	11.5	9	5	1	8	8	0	5	0	2	0	8

ANGELO BLACKSON (DE)

			TACKLES . . .							INTERCEPTIONS . . .					FUMBLES . . .			
Date	Opp	GP / GS	Tot	Solo	Asst	Sk	Yds	QBP	TFL	No	Yds	Lg	TD	PD	FF	FR	Yds	SpT
09/13/15	@ TB	p	3	3	0	1.0	5.0	1	0	0	0	0	0	0	1	0	0	0
09/20/15	@ Cle	p	0	0	0	0.0	0.0	0	0	0	0	0	0	0	0	0	0	0
09/27/15	Ind	p	0	0	0	0.0	0.0	0	0	0	0	0	0	0	0	0	0	0
10/11/15	Buf	p	1	0	1	0.0	0.0	0	0	0	0	0	0	0	0	0	0	0
10/18/15	Mia	p	1	0	1	0.0	0.0	0	0	0	0	0	0	0	0	0	0	0
10/25/15	Atl	p	0	0	0	0.0	0.0	0	0	0	0	0	0	0	0	0	0	0
11/01/15	@ Hou	p	1	0	1	0.0	0.0	0	0	0	0	0	0	0	0	0	0	0
11/08/15	@ NO	p	3	1	2	1.0	9.0	0	0	0	0	0	0	0	0	0	0	0
11/15/15	Car	p	1	0	1	0.0	0.0	0	0	0	0	0	0	0	0	0	0	0
11/19/15	@ Jax	p	1	1	0	0.0	0.0	0	0	0	0	0	0	0	0	0	0	0
11/29/15	Oak	p	1	1	0	0.0	0.0	0	0	0	0	0	0	0	0	0	0	0
12/06/15	Jax	p	1	0	1	0.0	0.0	0	0	0	0	0	0	0	0	0	0	0
12/13/15	@ NYJ	p	2	1	1	0.0	0.0	0	0	0	0	0	0	0	0	0	0	0
12/20/15	@ NE	p	1	0	1	0.5	3.5	0	0	0	0	0	0	0	0	0	0	0
12/27/15	Hou	p	2	2	0	0.0	0.0	0	0	0	0	0	0	0	0	0	0	0
01/03/15	@ Ind	p	1	1	0	0.0	0.0	1	0	0	0	0	0	0	0	0	0	0
2015 Totals:		16 / 0	19	10	9	2.5	17.5	2	0	0	0	0	0	0	1	0	0	0

2015 TENNESSEE TITANS INDIVIDUAL GAME-BY-GAME DEFENSIVE STATISTICS

ZACH BROWN (LB)

Date	Opp	GP / GS	TACKLES ...							INTERCEPTIONS ...					FUMBLES ...			SpT
			Tot	Solo	Asst	Sk	Yds	QBP	TFL	No	Yds	Lg	TD	PD	FF	FR	Yds	
09/13/15	@ TB	S	8	6	2	0.0	0.0	0	0	0	0	0	0	0	0	0	0	0
09/20/15	@ Cle	S	8	6	2	0.0	0.0	0	0	0	0	0	0	0	0	0	0	0
09/27/15	Ind	S	8	6	2	0.0	0.0	0	0	1	45	45	0	1	0	0	0	0
10/11/15	Buf	p	4	3	1	0.0	0.0	0	0	0	0	0	0	0	0	0	0	0
10/18/15	Mia	S	14	10	4	0.0	0.0	0.0	0	0	0	0	0	0	0	0	0	0
10/25/15	Atl	p	5	5	0	0.0	0.0	1	0	0	0	0	0	0	0	0	0	0
11/01/15	@ Hou	p	9	3	6	0.5	3.0	1	1	0	0	0	0	1	0	0	0	0
11/08/15	@ NO	p	6	6	0	0.0	0.0	0	0	0	0	0	0	0	0	0	0	0
11/15/15	Car	p	2	2	0	0.0	0.0	0	0	0	0	0	0	0	0	0	0	0
11/19/15	@ Jax	p	2	0	2	0.0	0.0	1	0	1	0	0	0	1	0	0	0	0
11/29/15	Oak	p	2	1	1	0.0	0.0	0	1	0	0	0	0	0	0	0	0	0
12/06/15	Jax	p	5	0	5	0.0	0.0	0	0	0	0	0	0	0	0	0	0	0
12/13/15	@ NYJ	p	7	4	3	0.0	0.0	0	1	0	0	0	0	0	0	0	0	0
12/20/15	@ NE	p	4	1	3	0.0	0.0	0	0	0	0	0	0	0	0	0	0	0
12/27/15	Hou	p	5	4	1	0.0	0.0	0	1	0	0	0	0	0	0	0	0	0
01/03/15	@ Ind	S	9	8	1	0.0	0.0	2	0	0	0	0	0	0	0	0	0	0
2015 Totals:			16	65	33	0.5	3.0	5	4	2	45	45	0	3	0	0	0	0

JURRELL CASEY (DT)

Date	Opp	GP / GS	TACKLES ...							INTERCEPTIONS ...					FUMBLES ...			SpT
			Tot	Solo	Asst	Sk	Yds	QBP	TFL	No	Yds	Lg	TD	PD	FF	FR	Yds	
09/13/15	@ TB	S	6	3	3	1.0	8.0	2	3	0	0	0	0	0	0	0	0	0
09/20/15	@ Cle	S	5	2	3	0.0	0.0	1	1	0	0	0	0	0	0	0	0	0
09/27/15	Ind	S	3	2	1	1.0	5.0	4	1	0	0	0	0	0	0	0	0	0
10/11/15	Buf	S	8	4	4	1.5	5.5	1	1	0	0	0	0	0	0	0	0	0
10/18/15	Mia	S	6	4	2	0.0	0.0	1	0	0	0	0	0	1	0	0	0	0
10/25/15	Atl	S	4	2	2	0.0	0.0	3	0	0	0	0	0	3	0	0	0	0
11/01/15	@ Hou	S	6	4	2	0.5	3.0	3	0	0	0	0	0	0	0	0	0	0
11/08/15	@ NO	S	1	1	0	0.0	0.0	1	0	0	0	0	0	1	0	0	0	0
11/15/15	Car	S	6	2	4	0.0	0.0	1	1	0	0	0	0	0	0	0	0	0
11/19/15	@ Jax	S	5	1	4	1.0	4.0	2	1	0	0	0	0	0	0	0	0	0
11/29/15	Oak	S	6	3	3	0.0	0.0	1	0	0	0	0	0	0	0	0	0	0
12/06/15	Jax	S	4	3	1	1.0	9.0	2	0	0	0	0	0	0	0	0	0	0
12/13/15	@ NYJ	S	8	5	3	0.0	0.0	2	1	0	0	0	0	0	0	0	0	0
12/20/15	@ NE	S	4	3	1	1.0	7.0	0	1	0	0	0	0	0	0	0	0	0
12/27/15	Hou	S	8	6	2	0.0	0.0	3	1	0	0	0	0	0	0	0	0	0
01/03/15	@ Ind	S	6	3	3	0.0	0.0	1	0	0	0	0	0	0	0	0	0	0
2015 Totals:			16	48	38	7.0	41.5	28	11	0	0	0	0	5	0	0	0	0

PERRISH COX (CB)

Date	Opp	GP / GS	TACKLES ...							INTERCEPTIONS ...					FUMBLES ...			SpT
			Tot	Solo	Asst	Sk	Yds	QBP	TFL	No	Yds	Lg	TD	PD	FF	FR	Yds	
09/13/15	@ TB	S	2	2	0	0.0	0.0	0	0	0	0	0	0	0	0	0	0	0
09/20/15	@ Cle	S	3	1	2	0.0	0.0	0	0	0	0	0	0	1	0	0	0	0
09/27/15	Ind	S	4	4	0	0.0	0.0	0	0	1	27	27	0	1	0	0	0	0
10/11/15	Buf	S	2	2	0	0.0	0.0	0	0	0	0	0	0	0	0	0	0	0
10/18/15	Mia	S	0	0	0	0.0	0.0	0	0	0	0	0	0	0	0	0	0	0
10/25/15	Atl	IA	0	0	0	0.0	0.0	0	0	0	0	0	0	0	0	0	0	0
11/01/15	@ Hou	IA	0	0	0	0.0	0.0	0	0	0	0	0	0	0	0	0	0	0
11/08/15	@ NO	S	2	1	1	0.0	0.0	0	0	0	0	0	0	0	0	0	0	0
11/15/15	Car	IA	0	0	0	0.0	0.0	0	0	0	0	0	0	0	0	0	0	0
11/19/15	@ Jax	S	3	3	0	0.0	0.0	0	0	0	0	0	0	0	0	0	0	0
11/29/15	Oak	S	5	4	1	0.0	0.0	0	0	0	0	0	0	3	0	0	0	0
12/06/15	Jax	S	2	2	0	0.0	0.0	0	0	0	0	0	0	1	0	0	0	0
12/13/15	@ NYJ	S	4	3	1	0.0	0.0	0	0	0	0	0	0	1	0	0	0	0
12/20/15	@ NE	S	1	1	0	0.0	0.0	0	0	0	0	0	0	0	0	0	0	0
12/27/15	Hou	S	2	2	0	0.0	0.0	0	0	0	0	0	0	0	0	0	0	0
01/03/15	@ Ind	S	1	1	0	0.0	0.0	0	0	0	0	0	0	0	0	0	0	0
2015 Totals:			13	26	5	0.0	0.0	0	0	1	27	27	0	7	0	0	0	0

2015 TENNESSEE TITANS INDIVIDUAL GAME-BY-GAME DEFENSIVE STATISTICS

YANNIK CUDJOE-VIRGIL (OLB)

Date	Opp	GP / GS	TACKLES ...							INTERCEPTIONS ...					FUMBLES ...			SpT
			Tot	Solo	Asst	Sk	Yds	QBP	TFL	No	Yds	Lg	TD	PD	FF	FR	Yds	
09/13/15	@ TB																	
09/20/15	@ Cle																	
09/27/15	Ind																	
10/11/15	Buf																	
10/18/15	Mia																	
10/25/15	Atl																	
11/01/15	@ Hou																	
11/08/15	@ NO																	
11/15/15	Car																	
11/19/15	@ Jax																	
11/29/15	Oak	P	0	0	0	0.0	0.0	0	0	0	0	0	0	0	0	0	0	0
12/06/15	Jax	P	0	0	0	0.0	0.0	0	0	0	0	0	0	0	0	0	0	0
12/13/15	@ NYJ																	
12/20/15	@ NE																	
12/27/15	Hou																	
01/03/15	@ Ind																	
2015 Totals:			2	/	0	0	0	0	0.0	0.0	0	0	0	0	0	0	0	0

MICHAEL GRIFFIN (S)

Date	Opp	GP / GS	TACKLES ...							INTERCEPTIONS ...					FUMBLES ...			SpT
			Tot	Solo	Asst	Sk	Yds	QBP	TFL	No	Yds	Lg	TD	PD	FF	FR	Yds	
09/13/15	@ TB	S	5	4	1	0.0	0.0	0	0	0	0	0	0	0	0	0	0	0
09/20/15	@ Cle	S	5	3	2	0.0	0.0	0	0	0	0	0	0	0	0	0	0	1
09/27/15	Ind	S	6	3	3	0.0	0.0	0	0	0	0	0	0	1	0	0	0	0
10/11/15	Buf	S	8	4	4	0.0	0.0	0	0	0	0	0	0	0	0	0	0	0
10/18/15	Mia	S	4	2	2	0.0	0.0	0	0	1	29	29	0	1	0	0	0	0
10/25/15	Atl	IA	0	0	0	0.0	0.0	0	0	0	0	0	0	0	0	0	0	0
11/01/15	@ Hou	p	9	6	3	0.0	0.0	0	0	0	0	0	0	0	0	0	0	0
11/08/15	@ NO	S	8	6	2	0.0	0.0	0	0	0	0	0	0	0	0	0	0	1
11/15/15	Car	S	6	4	2	1.0	7.0	1	1	0	0	0	0	0	0	0	0	0
11/19/15	@ Jax	S	5	3	2	0.0	0.0	0	0	0	0	0	0	0	0	0	0	0
11/29/15	Oak	S	8	5	3	0.0	0.0	0	1	0	0	0	0	0	0	0	0	1
12/06/15	Jax	S	9	7	2	0.0	0.0	0	0	0	0	0	0	0	0	0	0	0
12/13/15	@ NYJ	S	7	4	3	0.0	0.0	0	1	0	0	0	0	0	0	0	0	0
12/20/15	@ NE	S	6	4	2	0.0	0.0	0	0	0	0	0	0	1	0	0	0	0
12/27/15	Hou	S	11	9	2	0.0	0.0	0	0	0	0	0	0	0	0	0	0	0
01/03/15	@ Ind	S	4	3	1	0.0	0.0	0	0	0	0	0	0	0	0	0	0	0
2015 Totals:			15	/	14	101	67	34	1.0	7.0	1	3	1	29	29	0	3	3

SAMMIE HILL (NT)

Date	Opp	GP / GS	TACKLES ...							INTERCEPTIONS ...					FUMBLES ...			SpT
			Tot	Solo	Asst	Sk	Yds	QBP	TFL	No	Yds	Lg	TD	PD	FF	FR	Yds	
09/13/15	@ TB	IA	0	0	0	0.0	0.0	0	0	0	0	0	0	0	0	0	0	0
09/20/15	@ Cle	IA	0	0	0	0.0	0.0	0	0	0	0	0	0	0	0	0	0	0
09/27/15	Ind	IA	0	0	0	0.0	0.0	0	0	0	0	0	0	0	0	0	0	0
10/11/15	Buf	IA	0	0	0	0.0	0.0	0	0	0	0	0	0	0	0	0	0	0
10/18/15	Mia	IA	0	0	0	0.0	0.0	0	0	0	0	0	0	0	0	0	0	0
10/25/15	Atl	IA	0	0	0	0.0	0.0	0	0	0	0	0	0	0	0	0	0	0
11/01/15	@ Hou	p	3	1	2	0.0	0.0	0	0	0	0	0	0	0	0	0	0	0
11/08/15	@ NO	p	1	0	1	0.0	0.0	0	0	0	0	0	0	0	0	0	0	0
11/15/15	Car	p	1	0	1	0.0	0.0	0	0	0	0	0	0	0	0	0	0	0
11/19/15	@ Jax	S	6	3	3	0.0	0.0	0	0	0	0	0	0	0	0	0	0	0
11/29/15	Oak	S	4	2	2	0.0	0.0	0	1	0	0	0	0	0	0	0	0	0
12/06/15	Jax	S	2	0	2	0.0	0.0	0	0	0	0	0	0	0	0	0	0	0
12/13/15	@ NYJ	S	0	0	0	0.0	0.0	1	0	0	0	0	0	0	0	0	0	0
12/20/15	@ NE	p	0	0	0	0.0	0.0	0	0	0	0	0	0	0	0	0	0	0
12/27/15	Hou	S	2	1	1	0.0	0.0	0	0	0	0	0	0	0	0	0	0	0
01/03/15	@ Ind	p	0	0	0	0.0	0.0	0	0	0	0	0	0	0	0	0	0	0
2015 Totals:			10	/	5	19	7	12	0.0	0.0	1	1	0	0	0	0	0	0

2015 TENNESSEE TITANS INDIVIDUAL GAME-BY-GAME DEFENSIVE STATISTICS

KARL KLUG (DL)

Date	Opp	GP / GS	TACKLES ...							INTERCEPTIONS ...					FUMBLES ...			SpT
			Tot	Solo	Asst	Sk	Yds	QBP	TFL	No	Yds	Lg	TD	PD	FF	FR	Yds	
09/13/15	@ TB	p	4	1	3	0.0	0.0	2	0	0	0	0	0	0	0	0	0	0
09/20/15	@ Cle	p	0	0	0	0.0	0.0	0	0	0	0	0	0	0	0	0	0	0
09/27/15	Ind	p	3	2	1	1.0	4.0	1	0	0	0	0	0	0	1	0	0	0
10/11/15	Buf	p	0	0	0	0.0	0.0	0	0	0	0	0	0	0	0	0	0	0
10/18/15	Mia	p	0	0	0	0.0	0.0	1	0	0	0	0	0	0	0	0	0	0
10/25/15	Atl	p	1	0	1	0.0	0.0	1	0	0	0	0	0	0	0	0	0	0
11/01/15	@ Hou	p	1	1	0	1.0	8.0	0	0	0	0	0	0	0	0	0	0	0
11/08/15	@ NO	p	2	0	2	0.0	0.0	1	0	0	0	0	0	0	0	0	0	0
11/15/15	Car	p	0	0	0	0.0	0.0	1	0	0	0	0	0	0	0	0	0	0
11/19/15	@ Jax	p	1	1	0	0.0	0.0	2	0	0	0	0	0	0	0	0	0	0
11/29/15	Oak	p	1	0	1	0.0	0.0	2	0	0	0	0	0	1	0	0	0	0
12/06/15	Jax	p	2	1	1	0.5	5.5	0	0	0	0	0	0	0	0	0	0	0
12/13/15	@ NYJ	p	3	3	0	1.0	7.0	2	0	0	0	0	0	0	0	0	0	0
12/20/15	@ NE	p	4	2	2	0.5	3.5	3	0	0	0	0	0	0	0	0	0	0
12/27/15	Hou	p	3	2	1	0.0	0.0	1	0	0	0	0	0	0	0	0	0	0
01/03/15	@ Ind	p	1	0	1	0.0	0.0	2	0	0	0	0	0	0	0	0	0	0
2015 Totals:			16	/	0	26	13	13	4.0	28.0	19	0	0	0	0	0	0	0

MIKE MARTIN (DL)

Date	Opp	GP / GS	TACKLES ...							INTERCEPTIONS ...					FUMBLES ...			SpT
			Tot	Solo	Asst	Sk	Yds	QBP	TFL	No	Yds	Lg	TD	PD	FF	FR	Yds	
09/13/15	@ TB	p	1	1	0	0.0	0.0	0	0	0	0	0	0	0	0	0	0	0
09/20/15	@ Cle	p	1	0	1	0.0	0.0	0	0	0	0	0	0	0	0	0	0	0
09/27/15	Ind	p	0	0	0	0.0	0.0	0	0	0	0	0	0	0	0	0	0	0
10/11/15	Buf	IA	0	0	0	0.0	0.0	0	0	0	0	0	0	0	0	0	0	0
10/18/15	Mia	p	1	0	1	0.0	0.0	0	0	0	0	0	0	0	0	0	0	0
10/25/15	Atl	p	0	0	0	0.0	0.0	1	0	0	0	0	0	0	0	0	0	0
11/01/15	@ Hou	IA	0	0	0	0.0	0.0	0	0	0	0	0	0	0	0	0	0	0
11/08/15	@ NO	IA	0	0	0	0.0	0.0	0	0	0	0	0	0	0	0	0	0	0
11/15/15	Car	IA	0	0	0	0.0	0.0	0	0	0	0	0	0	0	0	0	0	0
11/19/15	@ Jax	IA	0	0	0	0.0	0.0	0	0	0	0	0	0	0	0	0	0	0
11/29/15	Oak	IA	0	0	0	0.0	0.0	0	0	0	0	0	0	0	0	0	0	0
12/06/15	Jax	IA	0	0	0	0.0	0.0	0	0	0	0	0	0	0	0	0	0	0
12/13/15	@ NYJ	IA	0	0	0	0.0	0.0	0	0	0	0	0	0	0	0	0	0	0
12/20/15	@ NE	IA	0	0	0	0.0	0.0	0	0	0	0	0	0	0	0	0	0	0
12/27/15	Hou		Injured Reserve															
01/03/15	@ Ind		Injured Reserve															
2015 Totals:			5	/	0	3	1	2	0.0	0.0	1	0	0	0	0	0	0	0

JASON MCCOURTY (CB)

Date	Opp	GP / GS	TACKLES ...							INTERCEPTIONS ...					FUMBLES ...			SpT
			Tot	Solo	Asst	Sk	Yds	QBP	TFL	No	Yds	Lg	TD	PD	FF	FR	Yds	
09/13/15	@ TB	IA	0	0	0	0.0	0.0	0	0	0	0	0	0	0	0	0	0	0
09/20/15	@ Cle	IA	0	0	0	0.0	0.0	0	0	0	0	0	0	0	0	0	0	0
09/27/15	Ind	IA	0	0	0	0.0	0.0	0	0	0	0	0	0	0	0	0	0	0
10/11/15	Buf	S	2	1	1	0.0	0.0	0	0	0	0	0	0	0	0	0	0	0
10/18/15	Mia	S	2	0	2	0.0	0.0	0	0	0	0	0	0	0	0	0	0	0
10/25/15	Atl	S	5	4	1	0.0	0.0	0	0	0	0	0	0	1	0	0	0	0
11/01/15	@ Hou	S	7	5	2	0.0	0.0	0	0	0	0	0	0	0	0	0	0	0
11/08/15	@ NO	IA	0	0	0	0.0	0.0	0	0	0	0	0	0	0	0	0	0	0
11/15/15	Car	IA	0	0	0	0.0	0.0	0	0	0	0	0	0	0	0	0	0	0
11/19/15	@ Jax		Injured Reserve															
11/29/15	Oak		Injured Reserve															
12/06/15	Jax		Injured Reserve															
12/13/15	@ NYJ		Injured Reserve															
12/20/15	@ NE		Injured Reserve															
12/27/15	Hou		Injured Reserve															
01/03/15	@ Ind		Injured Reserve															
2015 Totals:			4	/	4	16	10	6	0.0	0.0	0	0	0	1	0	0	0	0

2015 TENNESSEE TITANS INDIVIDUAL GAME-BY-GAME DEFENSIVE STATISTICS

DERRICK MORGAN (OLB)

Date	Opp	GP / GS	TACKLES ...							INTERCEPTIONS ...					FUMBLES ...			SpT
			Tot	Solo	Asst	Sk	Yds	QBP	TFL	No	Yds	Lg	TD	PD	FF	FR	Yds	
09/13/15	@ TB	S	7	4	3	2.0	16.0	2	2	0	0	0	0	0	0	0	0	0
09/20/15	@ Cle	S	7	5	2	1.0	4.0	0	1	0	0	0	0	0	1	0	0	0
09/27/15	Ind	S	1	1	0	0.0	0.0	1	0	0	0	0	0	1	0	0	0	0
10/11/15	Buf	S	3	1	2	1.5	13.5	2	1	0	0	0	0	0	0	0	0	0
10/18/15	Mia	S	5	4	1	0.0	0.0	0	0	0	0	0	0	0	0	0	0	0
10/25/15	Atl	S	3	2	1	0.0	0.0	2	1	0	0	0	0	0	0	0	0	0
11/01/15	@ Hou	S	3	1	2	0.0	0.0	3	0	0	0	0	0	1	0	0	0	0
11/08/15	@ NO	S	0	0	0	0.0	0.0	1	0	0	0	0	0	0	0	0	0	0
11/15/15	Car	S	4	2	2	0.0	0.0	1	1	0	0	0	0	0	0	0	0	0
11/19/15	@ Jax	p	1	0	1	0.0	0.0	1	0	0	0	0	0	0	0	0	0	0
11/29/15	Oak	IA	0	0	0	0.0	0.0	0	0	0	0	0	0	0	0	0	0	0
12/06/15	Jax	IA	0	0	0	0.0	0.0	0	0	0	0	0	0	0	0	0	0	0
12/13/15	@ NYJ	IA	0	0	0	0.0	0.0	0	0	0	0	0	0	0	0	0	0	0
12/20/15	@ NE		Injured Reserve															
12/27/15	Hou		Injured Reserve															
01/03/15	@ Ind		Injured Reserve															
2015 Totals:			10	9	34	20	14	4.5	33.5	13	6	0	0	2	1	0	0	0

DEIONTREZ MOUNT (OLB)

Date	Opp	GP / GS	TACKLES ...							INTERCEPTIONS ...					FUMBLES ...			SpT
			Tot	Solo	Asst	Sk	Yds	QBP	TFL	No	Yds	Lg	TD	PD	FF	FR	Yds	
09/13/15	@ TB	p	1	0	1	0.0	0.0	0	0	1	8	8	0	1	0	0	0	0
09/20/15	@ Cle	p	0	0	0	0.0	0.0	0	0	0	0	0	0	0	0	0	0	0
09/27/15	Ind	p	0	0	0	0.0	0.0	0	0	0	0	0	0	0	0	0	0	0
10/11/15	Buf	p	0	0	0	0.0	0.0	0	0	0	0	0	0	0	0	0	0	1
10/18/15	Mia		Injured Reserve															
10/25/15	Atl		Injured Reserve															
11/01/15	@ Hou		Injured Reserve															
11/08/15	@ NO		Injured Reserve															
11/15/15	Car		Injured Reserve															
11/19/15	@ Jax		Injured Reserve															
11/29/15	Oak		Injured Reserve															
12/06/15	Jax		Injured Reserve															
12/13/15	@ NYJ		Injured Reserve															
12/20/15	@ NE		Injured Reserve															
12/27/15	Hou		Injured Reserve															
01/03/15	@ Ind		Injured Reserve															
2015 Totals:			4	0	1	0.0	0.0	0	0	1	8	8	0	1	0	0	0	1

BRIAN ORAKPO (OLB)

Date	Opp	GP / GS	TACKLES ...							INTERCEPTIONS ...					FUMBLES ...			SpT
			Tot	Solo	Asst	Sk	Yds	QBP	TFL	No	Yds	Lg	TD	PD	FF	FR	Yds	
09/13/15	@ TB	S	1	1	0	0.0	0.0	4	0	0	0	0	0	0	0	0	0	0
09/20/15	@ Cle	S	5	4	1	0.0	0.0	2	1	0	0	0	0	0	0	0	0	0
09/27/15	Ind	S	1	1	0	1.0	6.0	1	1	0	0	0	0	0	0	0	0	0
10/11/15	Buf	S	1	1	0	0.0	0.0	0	0	0	0	0	0	0	0	0	0	0
10/18/15	Mia	S	5	4	1	1.0	2.0	1	1	0	0	0	0	0	0	0	0	0
10/25/15	Atl	S	5	4	1	0.0	0.0	3	0	0	0	0	0	0	0	0	0	0
11/01/15	@ Hou	S	3	2	1	1.0	7.0	3	2	0	0	0	0	1	0	0	0	0
11/08/15	@ NO	S	5	3	2	2.0	12.0	5	2	0	0	0	0	1	0	0	0	0
11/15/15	Car	S	6	5	1	1.0	6.0	1	1	0	0	0	0	0	0	0	0	0
11/19/15	@ Jax	S	4	2	2	1.0	9.0	4	1	0	0	0	0	1	1	0	0	0
11/29/15	Oak	S	6	4	2	0.0	0.0	0	1	0	0	0	0	0	0	0	0	0
12/06/15	Jax	S	5	4	1	0.0	0.0	2	0	0	0	0	0	1	0	0	0	0
12/13/15	@ NYJ	S	3	0	3	0.0	0.0	0	0	0	0	0	0	0	0	0	0	0
12/20/15	@ NE	S	5	4	1	0.0	0.0	3	1	0	0	0	0	0	0	0	0	0
12/27/15	Hou	S	5	3	2	0.0	0.0	3	0	0	0	0	0	1	0	0	0	0
01/03/15	@ Ind	S	4	2	2	0.0	0.0	5	1	0	0	0	0	0	0	0	0	0
2015 Totals:			16	16	64	44	20	7.0	42.0	37	12	0	0	5	1	0	0	0

2015 TENNESSEE TITANS INDIVIDUAL GAME-BY-GAME DEFENSIVE STATISTICS

ROPATI PITOITUA (DE)

Date	Opp	GP / GS	TACKLES ...							INTERCEPTIONS ...					FUMBLES ...			SpT
			Tot	Solo	Asst	Sk	Yds	QBP	TFL	No	Yds	Lg	TD	PD	FF	FR	Yds	
09/13/15	@ TB	IA	0	0	0	0.0	0.0	0	0	0	0	0	0	0	0	0	0	0
09/20/15	@ Cle	p	0	0	0	0.0	0.0	0	0	0	0	0	0	0	0	0	0	0
09/27/15	Ind	DNP	0	0	0	0.0	0.0	0	0	0	0	0	0	0	0	0	0	0
10/11/15	Buf	p	1	1	0	0.0	0.0	0	0	0	0	0	0	0	1	0	0	0
10/18/15	Mia	IA	0	0	0	0.0	0.0	0	0	0	0	0	0	0	0	0	0	0
10/25/15	Atl	p	0	0	0	0.0	0.0	0	0	0	0	0	0	0	0	0	0	0
11/01/15	@ Hou	IA	0	0	0	0.0	0.0	0	0	0	0	0	0	0	0	0	0	0
11/08/15	@ NO	IA	0	0	0	0.0	0.0	0	0	0	0	0	0	0	0	0	0	0
11/15/15	Car	IA	0	0	0	0.0	0.0	0	0	0	0	0	0	0	0	0	0	0
11/19/15	@ Jax	p	2	1	1	0.0	0.0	0	0	0	0	0	0	0	0	0	0	0
11/29/15	Oak	p	1	0	1	0.0	0.0	0	0	0	0	0	0	0	0	0	0	0
12/06/15	Jax	IA	0	0	0	0.0	0.0	0	0	0	0	0	0	0	0	0	0	0
12/13/15	@ NYJ	IA	0	0	0	0.0	0.0	0	0	0	0	0	0	0	0	0	0	0
12/20/15	@ NE	IA	0	0	0	0.0	0.0	0	0	0	0	0	0	0	0	0	0	0
12/27/15	Hou	IA	0	0	0	0.0	0.0	0	0	0	0	0	0	0	0	0	0	0
01/03/15	@ Ind	IA	0	0	0	0.0	0.0	0	0	0	0	0	0	0	0	0	0	0
2015 Totals:			5	0	4	2	2	0.0	0.0	0	0	0	0	0	1	0	0	0

CODY RIGGS (CB)

Date	Opp	GP / GS	TACKLES ...							INTERCEPTIONS ...					FUMBLES ...			SpT
			Tot	Solo	Asst	Sk	Yds	QBP	TFL	No	Yds	Lg	TD	PD	FF	FR	Yds	
09/13/15	@ TB	p	0	0	0	0.0	0.0	0	0	0	0	0	0	0	0	0	0	0
09/20/15	@ Cle	IA	0	0	0	0.0	0.0	0	0	0	0	0	0	0	0	0	0	0
09/27/15	Ind	IA	0	0	0	0.0	0.0	0	0	0	0	0	0	0	0	0	0	0
10/11/15	Buf	IA	0	0	0	0.0	0.0	0	0	0	0	0	0	0	0	0	0	0
10/18/15	Mia	p	0	0	0	0.0	0.0	0	0	0	0	0	0	0	0	0	0	0
10/25/15	Atl	p	0	0	0	0.0	0.0	0	0	0	0	0	0	1	0	0	0	0
11/01/15	@ Hou	p	0	0	0	0.0	0.0	0	0	0	0	0	0	0	0	0	0	0
11/08/15	@ NO	p	3	3	0	0.0	0.0	0	0	0	0	0	0	0	0	0	0	2
11/15/15	Car	p	1	1	0	0.0	0.0	0	1	0	0	0	0	0	0	0	0	0
11/19/15	@ Jax	p	2	2	0	0.0	0.0	0	0	0	0	0	0	0	0	0	0	0
11/29/15	Oak	IA	0	0	0	0.0	0.0	0	0	0	0	0	0	0	0	0	0	0
12/06/15	Jax	IA	0	0	0	0.0	0.0	0	0	0	0	0	0	0	0	0	0	0
12/13/15	@ NYJ	p	0	0	0	0.0	0.0	0	0	0	0	0	0	1	0	0	0	1
12/20/15	@ NE	p	0	0	0	0.0	0.0	0	0	0	0	0	0	0	0	0	0	2
12/27/15	Hou	p	0	0	0	0.0	0.0	0	0	0	0	0	0	0	0	0	0	1
01/03/15	@ Ind	p	0	0	0	0.0	0.0	0	0	0	0	0	0	0	0	0	0	0
2015 Totals:			11	0	6	6	0	0.0	0.0	0	1	0	0	2	0	0	0	6

DA'NORRIS SEARCY (S)

Date	Opp	GP / GS	TACKLES ...							INTERCEPTIONS ...					FUMBLES ...			SpT
			Tot	Solo	Asst	Sk	Yds	QBP	TFL	No	Yds	Lg	TD	PD	FF	FR	Yds	
09/13/15	@ TB	S	4	3	1	0.0	0.0	0	0	0	0	0	0	0	0	0	0	0
09/20/15	@ Cle	S	3	2	1	0.0	0.0	0	0	0	0	0	0	0	0	0	0	0
09/27/15	Ind	S	4	3	1	0.0	0.0	0	0	0	0	0	0	0	0	0	0	0
10/11/15	Buf	S	1	1	0	0.0	0.0	0	0	0	0	0	0	0	0	0	0	0
10/18/15	Mia	S	8	8	0	0.0	0.0	0	0	0	0	0	0	3	0	0	0	0
10/25/15	Atl	S	5	4	1	0.0	0.0	0	0	0	0	0	0	0	0	0	0	0
11/01/15	@ Hou	S	3	1	2	0.0	0.0	0	0	0	0	0	0	0	0	0	0	0
11/08/15	@ NO	S	2	1	1	0.0	0.0	0	0	0	0	0	0	0	0	0	0	0
11/15/15	Car	S	4	4	0	0.0	0.0	0	0	0	0	0	0	0	0	0	0	0
11/19/15	@ Jax	S	3	3	0	0.0	0.0	0	0	0	0	0	0	0	0	0	0	0
11/29/15	Oak	p	5	3	2	0.0	0.0	0	0	0	0	0	0	0	0	0	0	0
12/06/15	Jax	S	4	3	1	0.5	5.5	1	0	0	0	0	0	0	0	0	0	0
12/13/15	@ NYJ	p	1	1	0	0.0	0.0	0	0	0	0	0	0	0	0	0	0	0
12/20/15	@ NE	IA	0	0	0	0.0	0.0	0	0	0	0	0	0	0	0	0	0	0
12/27/15	Hou	S	4	3	1	0.0	0.0	0	0	0	0	0	0	0	0	0	0	0
01/03/15	@ Ind	S	3	1	2	0.0	0.0	0	0	1	5	5	0	1	0	0	0	0
2015 Totals:			15	13	54	41	13	0.5	5.5	1	0	1	5	5	0	0	0	0

2015 TENNESSEE TITANS INDIVIDUAL GAME-BY-GAME DEFENSIVE STATISTICS

COTY SENSABAUGH (CB)

			TACKLES...							INTERCEPTIONS...					FUMBLES...			
Date	Opp	GP / GS	Tot	Solo	Asst	Sk	Yds	QBP	TFL	No	Yds	Lg	TD	PD	FF	FR	Yds	SpT
09/13/15	@ TB	S	0	0	0	0.0	0.0	0	0	1	26	26t	1	1	0	0	0	0
09/20/15	@ Cle	S	4	3	1	0.0	0.0	0	0	0	0	0	0	0	0	0	0	0
09/27/15	Ind	S	4	2	2	0.0	0.0	0	0	0	0	0	0	0	0	0	0	0
10/11/15	Buf	p	1	1	0	0.0	0.0	0	0	0	0	0	0	0	0	0	0	1
10/18/15	Mia	S	2	1	1	0.0	0.0	0	0	1	16	16	0	1	0	0	0	1
10/25/15	Atl	S	6	5	1	0.0	0.0	0	0	0	0	0	0	2	0	0	0	0
11/01/15	@ Hou	S	5	2	3	0.0	0.0	0	0	0	0	0	0	1	0	0	0	0
11/08/15	@ NO	S	4	2	2	0.0	0.0	0	0	0	0	0	0	1	0	0	0	0
11/15/15	Car	S	2	2	0	0.0	0.0	0	0	0	0	0	0	0	0	0	0	0
11/19/15	@ Jax	S	6	6	0	0.0	0.0	0	0	0	0	0	0	1	0	0	0	0
11/29/15	Oak	S	1	1	0	0.0	0.0	0	0	0	0	0	0	1	0	0	0	0
12/06/15	Jax	S	3	3	0	0.0	0.0	0	0	0	0	0	0	1	0	0	0	1
12/13/15	@ NYJ	S	7	5	2	0.0	0.0	0	0	0	0	0	0	0	0	0	0	0
12/20/15	@ NE	S	5	3	2	0.0	0.0	0	0	0	0	0	0	0	0	0	0	0
12/27/15	Hou	S	1	1	0	0.0	0.0	0	0	0	0	0	0	1	0	0	0	0
01/03/15	@ Ind	S	7	5	2	0.0	0.0	0	0	0	0	0	0	0	0	0	0	0
2015 Totals:		16 / 15	58	42	16	0.0	0.0	0	0	2	42	26t	1	10	0	0	0	3

DAIMION STAFFORD (S)

Date	Opp	GP / GS	TACKLES ...							INTERCEPTIONS ...					FUMBLES ...			SpT
			Tot	Solo	Asst	Sk	Yds	QBP	TFL	No	Yds	Lg	TD	PD	FF	FR	Yds	
09/13/15	@ TB	p	2	2	0	0.0	0.0	0	0	0	0	0	0	1	0	0	0	2
09/20/15	@ Cle	p	0	0	0	0.0	0.0	0	0	0	0	0	0	0	0	0	0	0
09/27/15	Ind	p	1	1	0	0.0	0.0	0	0	0	0	0	0	0	0	0	0	0
10/11/15	Buf	p	0	0	0	0.0	0.0	0	0	0	0	0	0	0	0	0	0	0
10/18/15	Mia	p	0	0	0	0.0	0.0	0	0	0	0	0	0	0	0	0	0	0
10/25/15	Atl	S	2	2	0	0.0	0.0	0	0	0	0	0	0	1	0	0	0	1
11/01/15	@ Hou	p	1	1	0	0.0	0.0	0	0	0	0	0	0	0	0	0	0	1
11/08/15	@ NO	p	0	0	0	0.0	0.0	0	0	0	0	0	0	0	0	0	0	0
11/15/15	Car	p	2	1	1	1.0	10.0	1	1	0	0	0	0	0	0	0	0	1
11/19/15	@ Jax	p	1	1	0	0.0	0.0	0	0	0	0	0	0	0	0	0	0	1
11/29/15	Oak	p	3	2	1	0.0	0.0	0	0	0	0	0	0	1	0	0	0	1
12/06/15	Jax	p	0	0	0	0.0	0.0	0	0	0	0	0	0	0	0	0	0	1
12/13/15	@ NYJ	p	2	1	1	0.0	0.0	0	0	0	0	0	0	0	0	0	0	0
12/20/15	@ NE	S	5	4	1	0.0	0.0	0	0	0	0	0	0	1	0	0	0	0
12/27/15	Hou	p	0	0	0	0.0	0.0	0	0	0	0	0	0	1	0	0	0	1
01/03/15	@ Ind	p	1	1	0	0.0	0.0	0	0	0	0	0	0	0	0	0	0	0
2015 Totals:			16	2	20	16	4	1.0	10.0	1	1	0	0	0	0	0	0	9

JUSTIN STAPLES (LB)

Date	Opp	GP / GS	TACKLES ...							INTERCEPTIONS ...					FUMBLES ...			SpT
			Tot	Solo	Asst	Sk	Yds	QBP	TFL	No	Yds	Lg	TD	PD	FF	FR	Yds	
10/18/15	Mia	p	0	0	0	0.0	0.0	0	0	0	0	0	0	0	0	0	0	0
10/25/15	Atl	p	0	0	0	0.0	0.0	0	0	0	0	0	0	0	0	0	0	1
11/01/15	@ Hou	p	0	0	0	0.0	0.0	0	0	0	0	0	0	0	0	0	0	1
11/08/15	@ NO	p	0	0	0	0.0	0.0	0	0	0	0	0	0	0	0	0	0	1
11/15/15	Car	p	0	0	0	0.0	0.0	0	0	0	0	0	0	0	0	0	0	0
11/19/15	@ Jax	p	0	0	0	0.0	0.0	0	0	0	0	0	0	0	0	0	0	0
11/29/15	Oak	p	0	0	0	0.0	0.0	0	0	0	0	0	0	0	0	0	0	3
12/06/15	Jax	p	0	0	0	0.0	0.0	0	0	0	0	0	0	0	0	0	0	0
12/13/15	@ NYJ	p	0	0	0	0.0	0.0	0	0	0	0	0	0	1	0	0	0	0
12/20/15	@ NE	p	0	0	0	0.0	0.0	0	0	0	0	0	0	0	0	0	0	0
12/27/15	Hou	p	0	0	0	0.0	0.0	0	0	0	0	0	0	0	0	0	0	1
01/03/15	@ Ind	p	0	0	0	0.0	0.0	0	0	0	0	0	0	1	0	0	0	0
2015 Totals:			12	0	0	0	0.0	0.0	0	0	0	0	0	2	0	0	0	7

2015 TENNESSEE TITANS INDIVIDUAL GAME-BY-GAME DEFENSIVE STATISTICS

J.R. TAVAI (LB)

Date	Opp	GP / GS	TACKLES ...							INTERCEPTIONS ...					FUMBLES ...			SpT
			Tot	Solo	Asst	Sk	Yds	QBP	TFL	No	Yds	Lg	TD	PD	FF	FR	Yds	
09/13/15	@ TB					Not On Roster												
09/20/15	@ Cle					Not On Roster												
09/27/15	Ind					Not On Roster												
10/11/15	Buf					Not On Roster												
10/18/15	Mia					Not On Roster												
10/25/15	Atl					Not On Roster												
11/01/15	@ Hou					Not On Roster												
11/08/15	@ NO					Not On Roster												
11/15/15	Car					Practice Squad												
11/19/15	@ Jax					Practice Squad												
11/29/15	Oak					Practice Squad												
12/06/15	Jax					Practice Squad												
12/13/15	@ NYJ	p	1	1	0	0.0	0.0	0	0	0	0	0	0	0	0	0	0	0
12/20/15	@ NE	p	0	0	0	0.0	0.0	0	0	0	0	0	0	0	0	0	0	0
12/27/15	Hou	p	2	1	1	1.0	5.0	0	0	0	0	0	0	0	1	0	0	0
01/03/15	@ Ind	p	0	0	0	0.0	0.0	0	0	0	0	0	0	0	0	0	0	1
2015 Totals:			4	0		3	2	1	1.0	5.0	0	0	0	0	1	0	0	1

B.W. WEBB (CB)

Date	Opp	GP / GS	TACKLES ...							INTERCEPTIONS ...					FUMBLES ...			SpT
			Tot	Solo	Asst	Sk	Yds	QBP	TFL	No	Yds	Lg	TD	PD	FF	FR	Yds	
11/08/15	@ NO	p	5	5	0	0.0	0.0	0	0	1	0	0	0	1	0	0	0	0
11/15/15	Car	p	4	3	1	0.0	0.0	0	0	0	0	0	0	0	0	0	0	0
11/19/15	@ Jax	p	0	0	0	0.0	0.0	0	0	0	0	0	0	0	0	0	0	0
11/29/15	Oak	p	0	0	0	0.0	0.0	0	0	0	0	0	0	0	0	0	0	0
12/06/15	Jax	p	1	1	0	0.0	0.0	0	0	0	0	0	0	1	0	0	0	0
12/13/15	@ NYJ	S	8	7	1	0.0	0.0	0	0	0	0	0	0	1	0	0	0	0
12/20/15	@ NE	p	1	1	0	0.0	0.0	0	0	0	0	0	0	0	0	0	0	0
12/27/15	Hou	p	0	0	0	0.0	0.0	0	0	0	0	0	0	0	0	0	0	0
01/03/15	@ Ind	S	3	3	0	0.0	0.0	0	1	0	0	0	0	0	0	0	0	0
2015 Totals:			9	2		22	20	2	0.0	0.0	0	1	1	0	0	0	0	0

AVERY WILLIAMSON (LB)

Date	Opp	GP / GS	TACKLES ...							INTERCEPTIONS ...					FUMBLES ...			SpT
			Tot	Solo	Asst	Sk	Yds	QBP	TFL	No	Yds	Lg	TD	PD	FF	FR	Yds	
09/13/15	@ TB	S	5	2	3	0.0	0.0	1	0	0	0	0	0	0	0	0	0	0
09/20/15	@ Cle	S	6	3	3	0.0	0.0	0	0	0	0	0	0	0	0	0	0	0
09/27/15	Ind	S	12	8	4	0.0	0.0	0	0	0	0	0	0	0	0	0	0	0
10/11/15	Buf	S	9	7	2	1.0	12.0	1	1	0	0	0	0	0	0	0	0	0
10/18/15	Mia	IA	0	0	0	0.0	0.0	0	0	0	0	0	0	0	0	0	0	0
10/25/15	Atl	S	5	4	1	0.0	0.0	0	0	1	0	0	0	1	0	0	0	0
11/01/15	@ Hou	S	7	2	5	0.0	0.0	2	0	0	0	0	0	0	0	0	0	0
11/08/15	@ NO	S	10	6	4	0.0	0.0	2	0	0	0	0	0	0	0	0	0	0
11/15/15	Car	S	16	9	7	0.5	4.5	2	3	0	0	0	0	0	0	0	0	0
11/19/15	@ Jax	S	5	3	2	1.0	5.0	1	3	0	0	0	0	0	0	0	0	0
11/29/15	Oak	S	13	7	6	1.0	7.0	1	1	0	0	0	0	0	0	0	0	0
12/06/15	Jax	S	8	4	4	0.0	0.0	1	0	0	0	0	0	0	0	0	0	0
12/13/15	@ NYJ	S	7	2	5	0.0	0.0	1	0	0	0	0	0	0	0	0	0	0
12/20/15	@ NE	S	15	9	6	0.0	0.0	0	0	0	0	0	0	0	0	0	0	0
12/27/15	Hou	S	9	5	4	0.0	0.0	0	1	0	0	0	0	0	0	0	0	0
01/03/15	@ Ind	S	10	8	2	0.0	0.0	1	0	0	0	0	0	0	0	0	0	0
2015 Totals:			15	15		137	79	58	3.5	28.5	13	9	1	0	0	0	0	0

2015 TENNESSEE TITANS INDIVIDUAL GAME-BY-GAME DEFENSIVE STATISTICS

AL WOODS (DL)

Date	Opp	GP / GS	TACKLES ...							INTERCEPTIONS ...					FUMBLES ...			SpT
			Tot	Solo	Asst	Sk	Yds	QBP	TFL	No	Yds	Lg	TD	PD	FF	FR	Yds	
09/13/15	@ TB	S	1	0	1	0.0	0.0	0	0	0	0	0	0	0	0	0	0	0
09/20/15	@ Cle	S	5	5	0	0.0	0.0	1	2	0	0	0	0	0	0	0	0	0
09/27/15	Ind	S	1	0	1	0.0	0.0	0	0	0	0	0	0	0	0	0	0	0
10/11/15	Buf	S	2	1	1	0.0	0.0	0	0	0	0	0	0	0	0	0	0	0
10/18/15	Mia	p	5	2	3	0.0	0.0	0	1	0	0	0	0	0	0	0	0	0
10/25/15	Atl	S	2	1	1	0.0	0.0	0	0	0	0	0	0	0	0	0	0	0
11/01/15	@ Hou	S	1	0	1	0.0	0.0	0	0	0	0	0	0	0	0	0	0	0
11/08/15	@ NO	S	3	1	2	0.0	0.0	2	0	0	0	0	0	0	0	0	0	0
11/15/15	Car	S	5	2	3	0.0	0.0	0	0	0	0	0	0	0	0	0	0	0
11/19/15	@ Jax	IA	0	0	0	0.0	0.0	0	0	0	0	0	0	0	0	0	0	0
11/29/15	Oak	IA	0	0	0	0.0	0.0	0	0	0	0	0	0	0	0	0	0	0
12/06/15	Jax	p	3	1	2	0.0	0.0	0	0	0	0	0	0	0	0	0	0	0
12/13/15	@ NYJ	p	0	0	0	0.0	0.0	0	0	0	0	0	0	0	0	0	0	0
12/20/15	@ NE	S	1	0	1	0.0	0.0	0	0	0	0	0	0	0	0	0	0	0
12/27/15	Hou	p	1	0	1	0.0	0.0	0	0	0	0	0	0	0	0	0	0	0
01/03/15	@ Ind	p	1	1	0	0.0	0.0	0	0	0	0	0	0	0	0	0	0	0
2015 Totals:			14	/	9	31	14	17	0.0	0.0	3	3	0	0	0	0	0	0

WESLEY WOODYARD (LB)

Date	Opp	GP / GS	Tot	Solo	Asst	Sk	Yds	QBP	TFL	No	Yds	Lg	TD	PD	FF	FR	Yds	SpT
09/13/15	@ TB	p	3	2	1	0.0	0.0	0	0	0	0	0	0	0	0	0	0	1
09/20/15	@ Cle	p	1	1	0	1.0	10.0	0	0	0	0	0	0	0	1	0	0	1
09/27/15	Ind	p	1	0	1	0.0	0.0	0	0	0	0	0	0	0	0	0	0	0
10/11/15	Buf	S	10	7	3	0.0	0.0	0	0	0	0	0	0	0	0	0	0	0
10/18/15	Mia	S	11	9	2	1.0	10.0	1	2	0	0	0	0	0	0	0	0	0
10/25/15	Atl	S	11	8	3	0.0	0.0	0	0	0	0	0	0	0	0	0	0	0
11/01/15	@ Hou	S	8	7	1	0.0	0.0	1	1	0	0	0	0	0	0	0	0	1
11/08/15	@ NO	S	10	6	4	1.0	11.0	1	1	0	0	0	0	0	0	0	0	1
11/15/15	Car	S	10	6	4	1.0	1.0	2	1	0	0	0	0	0	0	0	0	0
11/19/15	@ Jax	S	6	4	2	1.0	6.0	1	2	0	0	0	0	0	0	0	0	0
11/29/15	Oak	S	7	6	1	0.0	0.0	0	0	0	0	0	0	0	0	0	0	0
12/06/15	Jax	S	5	1	4	0.0	0.0	1	0	0	0	0	0	1	0	1	3	0
12/13/15	@ NYJ	S	8	5	3	0.0	0.0	0	0	0	0	0	0	0	0	0	0	1
12/20/15	@ NE	S	12	5	7	0.0	0.0	0	0	0	0	0	0	0	0	0	0	0
12/27/15	Hou	S	3	1	2	0.0	0.0	1	0	0	0	0	0	0	0	0	0	1
01/03/15	@ Ind	p	4	2	2	0.0	0.0	1	0	0	0	0	0	2	0	0	0	0
2015 Totals:			16	/	12	110	70	40	5.0	38.0	9	7	0	0	0	0	3	6

BLIDI WREH-WILSON (CB)

Date	Opp	GP / GS	TACKLES ...							INTERCEPTIONS ...					FUMBLES ...			SpT
			Tot	Solo	Asst	Sk	Yds	QBP	TFL	No	Yds	Lg	TD	PD	FF	FR	Yds	
09/13/15	@ TB	p	1	1	0	0.0	0.0	0	0	0	0	0	0	1	0	0	0	1
09/20/15	@ Cle	p	0	0	0	0.0	0.0	0	0	0	0	0	0	1	0	0	0	0
09/27/15	Ind	p	1	1	0	0.0	0.0	0	0	0	0	0	0	1	0	0	0	0
10/11/15	Buf	p	0	0	0	0.0	0.0	0	0	0	0	0	0	0	0	0	0	1
10/18/15	Mia	p	3	3	0	0.0	0.0	0	0	0	0	0	0	0	0	0	0	0
10/25/15	Atl	p	3	3	0	0.0	0.0	0	0	0	0	0	0	0	0	0	0	0
11/01/15	@ Hou	S	2	1	1	0.0	0.0	0	0	0	0	0	0	1	0	0	0	1
11/08/15	@ NO	IA	0	0	0	0.0	0.0	0	0	0	0	0	0	0	0	0	0	0
11/15/15	Car	S	2	2	0	0.0	0.0	0	0	0	0	0	0	0	0	0	0	0
11/19/15	@ Jax	IA	0	0	0	0.0	0.0	0	0	0	0	0	0	0	0	0	0	0
11/29/15	Oak	S	4	4	0	0.0	0.0	0	0	0	0	0	0	0	0	0	0	0
12/06/15	Jax	p	1	1	0	0.0	0.0	0	0	0	0	0	0	0	0	0	0	0
12/13/15	@ NYJ	IA	0	0	0	0.0	0.0	0	0	0	0	0	0	0	0	0	0	0
12/20/15	@ NE	IA	0	0	0	0.0	0.0	0	0	0	0	0	0	0	0	0	0	0
12/27/15	Hou	IA	0	0	0	0.0	0.0	0	0	0	0	0	0	0	0	0	0	0
01/03/15	@ Ind	IA	0	0	0	0.0	0.0	0	0	0	0	0	0	0	0	0	0	0
2015 Totals:			10	/	3	17	16	1	0.0	0.0	0	0	0	4	0	0	0	3

2015 TENNESSEE TITANS GAME-BY-GAME FIELD GOALS AND SCORING BY QUARTER

		TITANS							OPPONENTS						
Date	Opp	1ST	2ND	3RD	4TH	OT	TOTAL	TITANS FIELD GOALS	1ST	2ND	3RD	4TH	OT	TOTAL	OPPONENTS FG
09/13/15	@ TB	21	14	7	0	0	42		0	7	0	7	0	14	
09/20/15	@ Cle	0	0	7	7	0	14		14	7	0	7	0	28	
09/27/15	Ind	0	10	17	6	0	33	R. Succop (38) (21)	7	7	0	21	0	35	
10/11/15	Buf	0	3	7	3	0	13	R. Succop (21) (41)	0	0	7	7	0	14	
10/18/15	Mia	3	0	7	0	0	10	R. Succop (37)	10	7	7	14	0	38	A. Franks (30)
10/25/15	Atl	0	7	0	0	0	7		0	3	7	0	0	10	M. Bryant (27) 47WR
11/01/15	@ Hou	3	0	3	0	0	6	R. Succop (35) (44)	0	10	7	3	0	20	N. Novak (38) (24)
11/08/15	@ NO	10	7	3	8	6	34	R. Succop (51) (29) 55CR	14	7	0	7	0	28	K. Forbath 46B
11/15/15	Car	7	3	0	0	0	10	R. Succop (45)	7	7	3	10	0	27	G. Gano (48) (19)
11/19/15	@ Jax	3	3	7	0	0	13	R. Succop (47) (49) 53WL	0	6	3	10	0	19	J. Myers (31) (32) (20) (36)
11/29/15	Oak	6	0	8	7	0	21		7	3	7	7	0	24	S. Janikowski (24)
12/06/15	Jax	7	14	0	21	0	42		0	12	7	20	0	39	
12/13/15	@ NYJ	0	0	8	0	0	8		10	17	0	3	0	30	R. Bullock 53WL (47) (27) (42)
12/20/15	@ NE	0	3	7	6	0	16	R. Succop (49)	7	17	3	6	0	33	S. Gostkowski (43) 48WR (38) (42) (32)
12/27/15	Hou	0	0	0	6	0	6		10	7	17	0	0	34	N. Novak (22) (36)
01/03/15	@ Ind	7	7	3	7	0	24	R. Succop (49)	10	10	7	3	0	30	A. Vinatieri (49) (52) (35)
2015 Totals:		67	71	84	71	6	299		96	127	75	125	0	423	

2015 TENNESSEE TITANS GAME-BY-GAME SCORING

Game 1: Titans at Buccaneers, Sept. 13, 2015

Team	Qtr	Time	Play Description (Drive Plays-Yards, Time)	Titans	Buccaneers
Titans	1	13:10	K.Wright 52 yd. pass from M.Mariota (R.Succop kick) (5-89, 1:50)	7	0
Titans	1	11:48	C.Sensabaugh 26 yd. interception return (R.Succop kick)	14	0
Titans	1	6:49	B.Sankev 12 yd. pass from M.Mariota (R.Succop kick) (6-63, 3:27)	21	0
Buccaneers	2	14:54	A.Seferian-Jenkins 5 yd. pass from J.Winston (K.Brindza kick) (12-68, 6:55)	21	7
Titans	2	3:47	H.Douglas 4 yd. pass from M.Mariota (R.Succop kick) (9-56, 6:02)	28	7
Titans	2	0:48	D.Walker 1 yd. pass from M.Mariota (R.Succop kick) (6-32, 1:48)	35	7
Titans	3	8:02	B.Sankev 1 yd. run (R.Succop kick) (6-54, 4:21)	42	7
Buccaneers	4	9:18	A.Seferian-Jenkins 41 yd. pass from J.Winston (K.Brindza kick) (8-72, 3:18)	42	14

Game 2: Titans at Browns, Sept. 20, 2015

Team	Qtr	Time	Play Description (Drive Plays-Yards, Time)	Titans	Browns
Browns	1	12:51	T.Benjamin 60 yd. pass from J.Manziel (T.Coons kick) (2-62, 0:40)	0	7
Browns	1	6:26	I.Crowell 11 yd. run (T.Coons kick) (7-50, 4:02)	0	14
Browns	2	0:53	T.Benjamin 78 yd. punt return (T.Coons kick)	0	21
Titans	3	1:36	A.Fasano 19 yd. pass from M.Mariota (R.Succop kick) (8-67, 4:09)	7	21
Titans	4	6:42	D.Green-Beckham 13 yd. pass from M.Mariota (R.Succop kick) (15-77, 8:07)	14	21
Browns	4	2:52	T.Benjamin 50 yd. pass from J.Manziel (T.Coons kick) (7-80, 3:50)	14	28

Game 3: Titans vs Colts, Sept. 27, 2015

Team	Qtr	Time	Play Description (Drive Plays-Yards, Time)	Colts	Titans
Colts	1	5:42	F.Gore 1 yd. run (A.Vinatieri kick) (8-63, 3:43)	7	0
Colts	2	12:59	D.Lowery 69 yd. interception return (A.Vinatieri kick)	14	0
Titans	2	8:29	R.Succop 38 yd. Field Goal (9-60, 4:30)	14	3
Titans	2	0:19	K.Wright 7 yd. pass from M.Mariota (R.Succop kick) (13-83, 6:05)	14	10
Titans	3	9:51	A.Andrews 8 yd. run (R.Succop kick) (6-66, 3:42)	14	17
Titans	3	9:36	D.Green-Beckham 3 yd. pass from M.Mariota (R.Succop kick) (1-3, 0:05)	14	24
Titans	3	3:04	R.Succop 21 yd. Field Goal (8-10, 3:41)	14	27
Colts	4	6:49	P.Dorsett 35 yd. pass from A.Luck (A.Vinatieri kick) (12-98, 5:31)	21	27
Colts	4	5:53	D.Moncrief 11 yd. pass from A.Luck (A.Vinatieri kick) (1-11, 0:06)	28	27
Colts	4	2:51	F.Gore 6 yd. run (A.Vinatieri kick) (5-69, 2:38)	35	27
Titans	4	0:47	J.Fowler 1 yd. run (run failed) (9-80, 2:04)	35	33

Game 4: Titans vs Bills, Oct. 11, 2015

Team	Qtr	Time	Play Description (Drive Plays-Yards, Time)	Bills	Titans
Titans	2	14:09	R. Succop 21 yd. Field Goal (13-62, 7:39)	0	3
Titans	3	6:51	A. Andrews 1 yd. run (R.Succop kick) (7-39, 4:15)	0	10
Bills	3	1:20	T. Taylor 22 yd. run (D. Carpenter kick) (9-80, 5:31)	7	10
Titans	4	9:36	R. Succop 41 yd. Field Goal (13-72, 6:44)	7	13
Bills	4	5:25	C. Hogan 2 yd. pass from T. Taylor (D. Carpenter kick) (8-80, 4:11)	14	13

Game 5: Titans vs Dolphins, Oct. 18, 2015

Team	Qtr	Time	Play Description (Drive Plays-Yards, Time)	Dolphins	Titans
Dolphins	1	10:39	J.Landry 22 yd. run (A. Franks kick) (7-80, 4:21)	7	0
Titans	1	5:28	R. Succop 37 yd. Field Goal (10-61, 5:11)	7	3
Dolphins	1	0:06	A. Franks 30 yd. Field Goal (10-68, 5:22)	10	3
Dolphins	2	5:07	L. Miller 7 yd. run (A. Franks kick) (7-34, 3:39)	17	3
Dolphins	3	5:40	R. Jones 30 yd. interception return (A. Franks kick)	24	3
Titans	3	0:00	D. McCluster 3 yd. pass from M.Mariota (R. Succop kick) (5-52, 2:15)	24	10
Dolphins	4	7:38	D. Sims 2 yd. pass from R. Tannehill (A. Franks kick) (9-97, 5:30)	31	10
Dolphins	4	1:54	J. Cameron 12 yd. pass from R. Tannehill (A. Franks kick) (7047, 4:05)	38	10

Game 6: Titans vs Falcons, Oct. 25, 2015

Team	Qtr	Time	Play Description (Drive Plays-Yards, Time)	Falcons	Titans
Titans	2	8:42	K. Wright 19 yd. pass from Z. Mettenberger (R. Succop kick) (1-19, 0:07)	0	7
Falcons	2	2:31	M. Bryant 27 yd. Field Goal (11-55, 6:11)	3	7
Falcons	3	5:56	J. Jones 8 yd. pass from M. Ryan (M. Bryant kick) (9-88, 4:30)	10	7

Game 7: Titans at Texans, Nov. 1, 2015

Team	Qtr	Time	Play Description (Drive Plays-Yards, Time)	Titans	Texans
Titans	1	9:05	R. Succop 35 yd. Field Goal (10-59, 4:46)	3	0
Texans	2	14:04	D. Hopkins 21 yd. pass from B. Hoyer (N. Novak kick) (5-54, 1:28)	3	7
Texans	2	11:34	N. Novak 38 yd. Field Goal (4-4, 2:21)	3	10
Titans	3	5:54	R. Succop 44 yd. Field Goal (6-44, 3:09)	6	10
Texans	3	3:38	N. Washington 42 yd. pass from B. Hoyer (N. Novak kick) (6-80, 2:16)	6	17
Texans	4	12:33	N. Novak 24 yd. Field Goal (4-4, 1:16)	6	20

Game 8: Titans at Saints, Nov. 8, 2015

Team	Qtr	Time	Play Description (Drive Plays-Yards, Time)	Titans	Saints
Saints	1	9:46	J. Hill 10 yd. pass from D. Brees (K.Forbath kick) (7-72, 3:50)	0	7
Titans	1	6:58	R. Succop 51 yd. Field Goal (4-9, 1:43)	3	7
Saints	1	3:44	B. Cooks 38 yd. pass from D. Brees (K.Forbath kick) (8-80, 3:14)	3	14
Titans	1	1:00	D. Walker 61 yd. pass from M. Mariota (R. Succop kick) (4-75, 2:44)	10	14
Saints	2	11:01	D. Brees 1 yd. run (K. Forbath kick) (10-79, 4:59)	10	21
Titans	2	8:08	D. Walker 2 yd. pass from M. Mariota (R.Succop kick) (5-77, 2:53)	17	21
Titans	3	7:17	R. Succop 29 yd. Field Goal (11-56, 5:39)	20	21
Saints	4	11:32	M. Hoomanawanui 1 yd. pass from D. Brees (K. Forbath kick) (13-62, 5:57)	20	28
Titans	4	7:06	J. Hunter 8 yd. pass from M. Mariota (M.Mariota-D.Walker pass) (8-57, 4:26)	28	28
Titans	5	9:50	A. Fasano 5 yd. pass from M. Mariota (9-80, 5:10)	34	28

Game 9: Titans vs Panthers, Nov. 15, 2015

Team	Qtr	Time	Play Description (Drive Plays-Yards, Time)	Panthers	Titans
Panthers	1	8:36	J. Stewart 16 yd. run (G. Gano kick) (8-63, 5:15)	7	0
Titans	1	3:38	D. McCluster 25 yd. run (R. Succop kick) (10-82, 4:58)	7	7
Panthers	2	13:14	E. Dickson 1 yd. pass from C. Newton (G. Gano kick) (9-80, 5:24)	14	7
Titans	2	7:45	R. Succop 45 yd. Field Goal (9-54, 5:29)	14	10
Panthers	3	0:23	G. Gano 48 yd. Field Goal (8-29, 3:38)	17	10
Panthers	4	9:06	G. Gano 19 yd. Field Goal (8-42, 4:16)	20	10
Panthers	4	2:42	C. Newton 2 yd. run (G. Gano kick) (10-64, 4:44)	27	10

2015 TENNESSEE TITANS GAME-BY-GAME SCORING

Game 10: Titans at Jaguars, Nov. 19, 2015

Team	Qtr	Time	Play Description (Drive Plays-Yards, Time)	Titans	Jaguars
Titans	1	9:06	R.Succop 47 yd. Field Goal (10-51, 5:54)	3	0
Jaguars	2	14:50	J.Myers 31 yd. Field Goal (11-73, 5:30)	3	3
Titans	2	10:58	R.Succop 49 yd. Field Goal (9-48, 3:52)	6	3
Jaguars	2	0:31	J.Myers 32 yd. Field Goal (5-36, 0:55)	6	6
Jaguars	3	8:10	J.Myers 20 yd. Field Goal (13-78, 6:50)	6	9
Titans	3	5:22	M.Mariota 23 yd. run (R.Succop kick) (5-81, 2:48)	13	9
Jaguars	4	3:30	J.Thomas 5 yd. pass from B.Bortles (J.Myers kick) (1-5, 0:04)	13	16
Jaguars	4	2:19	J.Myers 36 yd. Field Goal (4-9, 1:00)	13	19

Game 11: Titans vs. Raiders, Nov. 29, 2015

Team	Qtr	Time	Play Description (Drive Plays-Yards, Time)	Raiders	Titans
Titans	1	5:53	C.Stevens 20 yd. pass from M.Mariota (kick blocked) (5-88, 2:30)	0	6
Raiders	1	1:34	M.Crabtree 7 yd. pass from D.Carr (S.Janikowski kick) (7-77, 4:19)	7	6
Raiders	2	1:01	S.Janikowski 24 yd. Field Goal (16-90, 8:10)	10	6
Raiders	3	10:45	S.Roberts 10 yd. pass from D.Carr (S.Janikowski kick) (8-69, 4:15)	17	6
Titans	3	6:22	H.Douglas 13 yd. pass from M.Mariota (M.Mariota-D.Green-Beckham pass) (9-80, 4:23)	17	14
Titans	4	4:41	J.Fowler 1 yd. pass from M.Mariota (R.Succop kick) (9-42, 4:13)	17	21
Raiders	4	1:21	S.Roberts 12 yd. pass from D.Carr (S.Janikowski kick) (9-90, 3:20)	24	21

Game 12: Titans vs Jaguars, Dec. 6, 2015

Team	Qtr	Time	Play Description (Drive Plays-Yards, Time)	Jaguars	Titans
Titans	1	4:15	C.Stevens 10 yd. pass from M.Mariota (R.Succop kick) (12-80, 6:38)	0	7
Jaguars	2	14:56	R.Green 2 yd. pass from B.Bortles (kick failed, wr) (10-75, 4:19)	6	7
Titans	2	8:45	D.Walker 7 yd. pass from M.Mariota (R.Succop kick) (10-90, 6:11)	6	14
Jaguars	2	1:52	T.Yeldon 1 yd. run (pass failed) (8-66, 3:45)	12	14
Titans	2	0:02	A.Andrews 1 yd. run (R.Succop kick) (9-75, 1:50)	12	21
Jaguars	3	4:52	A.Robinson 1 yd. pass from B.Bortles (J.Myers kick) (14-64, 7:33)	19	21
Titans	4	14:49	D.Green-Beckham 47 yd. pass from M.Mariota (R.Succop kick) (9-80, 5:03)	19	28
Jaguars	4	11:52	A.Robinson 8 yd. pass from B.Bortles (kick failed, wl) (6-80, 2:57)	25	28
Jaguars	4	10:09	J.Thomas 9 yd. pass from B.Bortles (J.Myers kick) (1-9, 0:05)	32	28
Titans	4	8:30	M.Mariota 87 yd. run (R.Succop kick) (3-90, 1:39)	32	35
Titans	4	7:46	W.Woodyard 3 yd. fumble return (R.Succop kick)	32	42
Jaguars	4	6:28	A.Robinson 7 yd. pass from B.Bortles (J.Myers kick) (4-80, 1:18)	39	42

Game 13: Titans at Jets, Dec. 13, 2015

Team	Qtr	Time	Play Description (Drive Plays-Yards, Time)	Titans	Jets
Jets	1	9:12	E.Decker 16 yd. pass from R.Fitzpatrick (R.Bullock kick) (14-80, 5:48)	0	7
Jets	1	0:47	R.Bullock 47 yd. Field Goal (8-51, 3:06)	0	10
Jets	2	9:22	R.Bullock 27 yd. Field Goal (11-26, 4:11)	0	13
Jets	2	4:18	B.Powell 16 yd. pass from R.Fitzpatrick (R.Bullock kick) (7-72, 3:18)	0	20
Jets	2	1:35	B.Marshall 69 yd. pass from R.Fitzpatrick (R.Bullock kick) (1-69, 0:09)	0	27
Titans	3	4:09	M.Mariota 41 yd. pass from A.Andrews (M.Mariota-D.McCluster pass) (6-86, 4:02)	8	27
Jets	4	2:42	R.Bullock 42 yd. Field Goal (10-46, 5:24)	8	30

Game 14: Titans at Patriots, Dec. 20, 2015

Team	Qtr	Time	Play Description (Drive Plays-Yards, Time)	Titans	Patriots
Patriots	1	7:10	R.Gronkowski 5 yd. pass from T.Brady (S.Gostkowski kick) (11-79, 6:27)	0	7
Patriots	2	13:48	A.Hicks fumble recovery in end zone (S.Gostkowski kick)	0	14
Titans	2	9:44	R.Succop 49 yd. Field Goal (4--5, 1:40)	3	14
Patriots	2	9:23	J.White 30 yd. pass from T.Brady (S.Gostkowski kick) (2-30, 0:21)	3	21
Patriots	2	1:44	S.Gostkowski 43 yd. Field Goal (8-37, 3:16)	3	24
Titans	3	10:05	D.Walker 7 yd. pass from Z.Mettenberger (R.Succop kick)	10	24
Patriots	3	5:09	S.Gostkowski 38 yd. Field Goal (11-60, 4:56)	10	27
Titans	4	6:52	D.Walker 57 yd. pass from Z.Mettenberger (kick failed, wr) (1-57, 0:12)	16	27
Patriots	4	3:30	S.Gostkowski 42 yd. Field Goal (9-57, 3:22)	16	30
Patriots	4	1:06	S.Gostkowski 32 yd. Field Goal (4-2, 1:08)	16	33

Game 15: Titans vs Texans, Dec. 27, 2015

Team	Qtr	Time	Play Description (Drive Plays-Yards, Time)	Texans	Titans
Texans	1	13:01	Q.Demps 33 yd. fumble return (N.Novak kick)	7	0
Texans	1	3:19	N.Novak 22 yd. Field Goal (4-7, 2:05)	10	0
Texans	2	2:32	B.Weeden 7 yd. run (N.Novak kick) (6-65, 2:58)	17	0
Texans	3	11:33	D.Hopkins 15 yd. pass from B.Weeden (N.Novak kick)	24	0
Texans	3	6:12	N.Washington 13 yd. pass from B.Weeden (N.Novak kick)	31	0
Texans	3	0:54	N.Novak 36 yd. Field Goal (9-48, 4:44)	34	0
Titans	4	1:31	T.McBride 1 yd. pass from Z.Mettenberger (pass failed) (10-70, 2:08)	34	6

Game 16: Titans at Colts, Jan. 3., 2016

Team	Qtr	Time	Play Description (Drive Plays-Yards, Time)	Titans	Colts
Colts	1	8:57	A.Vinatieri 49 yd. Field Goal (13-49, 6:03)	0	3
Titans	1	2:21	Z.Mettenberger 5 yd. run (R.Succop kick) (1-5, 0:04)	7	3
Colts	1	0:12	C.Fleener 57 yd. pass from Jo.Freeman (A.Vinatieri kick) (4-69, 2:09)	7	10
Titans	2	10:25	D.Cobb 1 yd. run (R.Succop kick) (11-80, 4:47)	14	10
Colts	2	6:29	A.Vinatieri 52 yd. Field Goal (7-46, 3:56)	14	13
Colts	2	0:13	A.Johnson 18 yd. pass from R.Lindley (A.Vinatieri kick) (8-58, 1:26)	14	20
Colts	3	14:19	J.Freeman 23 yd. interception return (A.Vinatieri kick)	14	27
Titans	3	7:30	R.Succop 49 yd. Field Goal (11-49, 6:49)	17	27
Titans	4	11:07	D.Green-Beckham 5 yd. pass from A.Tanney (R.Succop kick) (6-59, 3:05)	24	27
Colts	4	2:25	A.Vinatieri 35 yd. Field Goal (13-33, 6:02)	24	30

2015 TITANS GAME-BY-GAME SUMMARIES

GAME 1 – Titans 42, Buccaneers 14 Sunday, Sept. 13, 2015 • 1:00 EST • Raymond James Stadium

In Marcus Mariota's NFL debut, the Titans' rookie quarterback and second overall pick of the 2015 Draft threw four touchdown passes to lead Tennessee to a 42-14 win over the Tampa Bay Buccaneers at Raymond James Stadium. In doing so, Mariota became the second player in league history to throw for four touchdowns in his first NFL start. Tennessee took an early lead as wide receiver Kendall Wright caught a 52-yard touchdown pass from Mariota on the game's opening drive. Mariota proceeded to complete 13 of 16 passes for 209 yards with no interceptions to finish the game with a perfect 158.3 passer rating. Wright made four receptions for 101 yards, while running back Bishop Sankey recorded a career-high 74 rushing yards on 12 attempts and scored two touchdowns. Defensively, Titans cornerback Coty Sensabaugh intercepted the first pass of Buccaneers rookie quarterback Jameis Winston's NFL career and returned it 26 yards for a touchdown. The Titans' defense went on to hold the first overall draft pick to a 64.0 passer rating as he finished the game 16-of-33 for 210 yards. Titans linebacker Derrick Morgan sacked Winston twice, while defensive linemen Jurrell Casey and Angelo Blackson combined for two additional sacks. Tennessee's 28-point victory was their largest margin of victory since a 34-point win (37-3) at Miami on Nov. 11, 2012.

Tennessee 21 14 7 0 42
Tampa Bay 0 7 0 7 14

TEAM	SCORING PLAY	
Titans	K. Wright 52 yd. pass from M. Mariota (R. Succop kick)	1-13:10
Titans	C. Sensabaugh 26 yd. interception return (R. Succop kick)	1-11:48
Titans	B. Sankey 12 yd. pass from M. Mariota (R. Succop kick)	1-6:49
Buccaneers	A. Seferian-Jenkins 5 yd. pass from J. Winston (K. Brindza kick)	2-14:54
Titans	H. Douglas 4 yd. pass from M. Mariota (R. Succop kick)	2-3:47
Titans	D. Walker 1 yd. pass from M. Mariota (R. Succop kick)	2-0:48
Titans	B. Sankey 1 yd. run (R. Succop kick)	3-8:02
Buccaneers	A. Seferian-Jenkins 41 yd. pass from J. Winston (K. Brindza kick)	4-9:18

Missed FG: None

Attendance: 63,945 Time of Game: 3:06

Weather: Cloudy, 84° F, wind from NNE 8 mph

	Titans				Buccaneers			
First downs	20				16			
3rd-down conversion-att	4-9				3-14			
4th-down conversion-att	0-0				2-4			
Total yards	309				273			
Rushing yards	124				92			
Passing yards	185				181			
Passes-comp.-Int.	16-13-0				33-16-2			
Sacked-yards	2/24				4/29			
Punts-avg.	4-47.3				4-47.0			
Punt return yards	2-14				2-17			
Kickoff return yards	1-17				3-83			
Fumbles-lost	2-1				2-0			
Penalties-yards	8-55				12-97			
Field goals made-att	0-0				0-0			
Time of possession	31:30				28:30			

RUSHING									
TITANS	Att	Yds	Lg	TD	BUCCANEERS	Att	Yds	Lg	TD
B. Sankey	12	74	16	1	D. Martin	11	52	14	0
T. West	13	41	12	0	J. Winston	6	18	8	0
D. McCluster	2	8	5	0	C. Sims	5	12	7	0
M. Mariota	2	6	9	0	B. Rainey	3	10	7	0
Z. Mettenberger	3	-5	-1	0	J. Lane	1	0	0	0
TOTALS	32	124	16	1	TOTALS	26	92	14	0

PASSING									
TITANS	Att	Com	Yd	TD-I	BUCCANEERS	Att	Com	Yd	TD-I
M. Mariota	16	13	209	4-0	J. Winston	33	16	210	2-2
TOTALS	16	13	209	4-0	TOTALS	33	16	210	2-2

RECEIVING									
TITANS	Rec	Yds	Lg	TD	BUCCANEERS	Rec	Yds	Lg	TD
K. Wright	4	101	52	1	A. Seferian-Jenkins	5	110	41	2
D. Walker	3	43	22	1	V. Jackson	4	51	18	0
H. Douglas	2	24	20	1	C. Sims	2	23	18	0
B. Sankey	2	12	12	1	A. Humphries	2	14	12	1
A. Fasano	1	18	18	0	R. Shepard	1	6	6	0
J. Hunter	1	11	11	0	B. Rainey	1	4	4	0
					D. Martin	1	2	2	0
TOTALS	13	209	52	4	TOTALS	16	210	41	2

INDIVIDUAL DEFENSE

(Titans - Coaching Stats; Opponents - Press Box Stats)

TITANS – Leading Tacklers: Z. Brown 8-6-2, D. Jones 7-7-0. **Sacks:** D. Morgan 2. **Int:** D. Mount 1, C. Sensabaugh 1. **FF:** A. Blackson 1. **FR:** None.

BUCCANEERS – Leading Tacklers: C. Conte 5-5-0, K. Alexander 5-3-2, L. David 5-3-2, D. Lanskahn 5-3-2. **Sacks:** G. McCoy 1, J. Smith 1. **Int:** None. **FF:** L. David 1, H. Melton. 1. **FR:** G. Johnson 1.

GAME 2 – Titans 14, Browns 28 Sunday, Sept. 20, 2015 • 1:00 EST • First Energy Stadium

The Titans fell to 1-1 in their second straight road game of the 2015 season as they dropped a 28-14 decision to the Cleveland Browns at FirstEnergy Stadium. In Marcus Mariota's second NFL start, the Tennessee quarterback completed 21-of-37 passes for 252 yards, including two touchdown passes and no interceptions, finishing with a 95.8 passer rating. Mariota was sacked seven times by the Cleveland defense and fumbled three times, losing two. The Titans fell behind early as Browns quarterback Johnny Manziel threw a 60-yard touchdown pass to receiver Travis Benjamin on Cleveland's opening drive to go ahead 7-0. Running back Isaiah Crowell put the Browns up 14-0 on an 11-yard run before Benjamin increased the lead to 21 on a 78-yard punt return just before halftime. Tight end Anthony Fasano caught a 19-yard touchdown pass from Mariota with 1:36 remaining in the third quarter to put the Titans on the scoreboard. Starting in place of an injured Delanie Walker, Fasano led the team with five receptions for 84 yards. Running back Dexter McCluster led Tennessee with 98 rushing yards on 10 carries. With 6:42 to go in the game, Mariota found wide receiver Dorial Green-Beckham in the end zone, completing a 13-yard pass on fourth-and-six to cut the deficit to seven. Cleveland sealed the game less than four minutes later with 2:52 to play in the contest as Manziel threw a 50-yard touchdown pass to Benjamin to put the game away 28-14.

Tennessee 0 0 7 7 14
Cleveland 14 7 0 7 28

TEAM	SCORING PLAY	
Browns	T. Benjamin 60 yd. pass from J. Manziel (T. Coons kick)	1-12:51
Browns	I. Crowell 11 yd. run (T. Coons kick)	1-6:26
Browns	T. Benjamin 78 yd. punt return (T. Coons kick)	2-0:53
Titans	A. Fasano 19 yd. pass from M. Mariota (R. Succop kick)	3-1:36
Titans	D. Green-Beckham 13 yd. pass from M. Mariota (R. Succop kick)	4-6:42
Browns	T. Benjamin 50 yd. pass from J. Manziel (T. Coons kick)	4-2:52

Missed FG: None

Attendance: 67,431 Time of Game: 3:05

Weather: Sunny, 64° F, wind from NE 12 mph

	Titans				Browns			
First downs	21				13			
3rd-down conversion-att	7-16				4-11			
4th-down conversion-att	2-2				0-1			
Total yards	385				274			
Rushing yards	166				116			
Passing yards	219				158			
Passes-comp.-Int.	37-21-0				15-8-0			
Sacked-yards	7/38				2/14			
Punts-avg.	6-49.7				6-53.2			
Punt return yards	4-41				6-154			
Kickoff return yards	0-0				1-31			
Fumbles-lost	4-3				2-0			
Penalties-yards	9-85				4-40			
Field goals made-att	0-0				0-0			
Time of possession	35:11				24:49			

RUSHING									
TITANS	Att	Yds	Lg	TD	BROWNS	Att	Yds	Lg	TD
D.McCluster	10	98	44	0	I.Crowell	15	72	15	1
B.Sankey	12	42	8	0	D.Johnson	12	43	20	0
M.Mariota	3	19	12	0	J.Manziel	3	1	2	0
T.West	3	10	4	0					
J.Fowler	1	3	3	0					
H.Douglas	1	-6	-6	0					
TOTALS	30	166	44	0		30	116	20	1

PASSING									
TITANS	Att	Com	Yd	TD-I	BROWNS	Att	Com	Yd	TD-I
M. Mariota	37	21	257	2-0	J. Manziel	15	8	172	2-0
TOTALS	37	21	257	2-0	TOTALS	15	8	172	2-0

RECEIVING									
TITANS	Rec	Yds	Lg	TD	BROWNS	Rec	Yds	Lg	TD
A. Fasano	5	84	33	1	T. Benjamin	3	115	60	2
C. Coffman	4	42	16	0	A. Hawkins	3	43	18	0
D. McCluster	4	26	13	0	G. Barnidge	1	17	17	0
J. Hunter	2	34	20	0	T. Gabriel	1	-3	-3	0
K. Wright	2	17	10	0					
J. Fowler	1	19	19	0					
D. Green-Beckham	1	13	13	1					
C. Stevens	1	13	13	0					
H. Douglas	1	9	9	0					
TOTALS	21	257	33	2	TOTALS	8	172	60	2

INDIVIDUAL DEFENSE

(Titans - Coaching Stats; Opponents - Press Box Stats)

TITANS – Leading Tacklers: Z. Brown 8-6-2, D. Morgan 7-5-2, A. Williamson 6-3-3. **Sacks:** D. Morgan 1, W. Woodyard 1. **Int:** None. **FF:** D. Morgan 1, W. Woodyard, 1. **FR:** None.

BROWNS – Leading Tacklers: K. Dansby 9-5-4, T. Gibson 8-5-3, D. Whitner 8-4-4. **Sacks:** A. Bryant 2.5, J. Hughes 1.5, D. Whitner 0.5, P. Kruger 0.5. **Int:** None. **FF:** K. Dansby 1, A. Bryant 1, J. Hughes 1, K. Williams 1. **FR:** J. Haden 1, C. Kirksey 1, R. Starks 1.

2015 TITANS GAME-BY-GAME SUMMARIES

GAME 3 – Colts 33, Titans 35 Sunday, Sept. 27, 2015 • 12:00 CDT • Nissan Stadium

The Titans let go of a 27-14 lead as they conceded 21 straight fourth-quarter points and dropped the 2015 home opener to Indianapolis, 35-33 at Nissan Stadium. After falling behind by 14 early in the game, Tennessee bounced back and scored 27 unanswered points to go 27-14 heading into the fourth quarter. The Colts' late-game rally helped them take a 35-27 lead with 2:51 remaining. The Titans scored on a one-yard touchdown run by fullback Jalston Fowler with 47 seconds to play, but failed to complete a two-point conversion to tie the game. Quarterback Marcus Mariota set a franchise single-game rookie passing record with a 367 passing yards. He completed 27 of 44, finished with two touchdowns and two interceptions, and in the process, tied Mark Rypien for the most touchdown passes in NFL history through the first three games of a career. Running back Antonio Andrews led Tennessee with 49 rushing yards on 12 carries while wide receiver Kendall Wright recorded a team-high 95 yards on seven receptions. Indianapolis quarterback Andrew Luck completed 18 of 30 and threw two touchdown passes in the Colts' comeback win. Titans linebacker Zach Brown and cornerback Perrish Cox each intercepted Luck in the game. Inside linebacker Avery Williamson led the Tennessee defense with 12 tackles while Brown added eight stops. Tennessee has won the time of possession battle in each of their first three games this season, maintaining control for 34:59 against the Colts.

Indianapolis	7	7	0	21	35
Tennessee	0	10	17	6	33

TEAM	SCORING PLAY	
Colts	F. Gore 1 yd. run (A. Vinatieri kick)	1-5:42
Colts	D. Lowery 69 yd. interception return (A. Vinatieri kick)	2-12:59
Titans	R. Succop 38 yd. Field Goal	2-8:29
Titans	K. Wright 7 yd. pass from M. Mariota (R. Succop kick)	2-0:19
Titans	A. Andrews 8 yd. run (R. Succop kick)	3-9:51
Titans	D. Green-Beckham 3 yd. pass from M. Mariota (R. Succop kick)	3-9:36
Titans	R. Succop 21 yd. Field Goal	3-3:04
Colts	P. Dorsett 35 yd. pass from A. Luck (A. Vinatieri kick)	4-6:49
Colts	D. Moncrief 11 yd. pass from A. Luck (A. Vinatieri kick)	4-5:53
Colts	F. Gore 6 yd. run (A. Vinatieri kick)	4-2:51
Titans	J. Fowler 1 yd. run (run failed)	4-0:47

Missed FG: None
Attendance: 65,920 **Time of Game:** 3:13
Weather: Cloudy, 74° F, wind from ENE 3 mph

	Colts				Titans			
First downs	20				28			
3rd-down conversion-att	4-11				4-13			
4th-down conversion-att	1-1				1-1			
Total yards	378				433			
Rushing yards	133				88			
Passing yards	245				345			
Passes-comp.-Int.	30-18-2				44-27-2			
Sacked-yards	3/15				3/22			
Punts-avg.	5-49.8				5-42.4			
Punt return yards	0-0				3-(-1)			
Kickoff return yards	0-0				0-0			
Fumbles-lost	1-0				0-0			
Penalties-yards	11-71				6-55			
Field goals made-att	0-0				2-2			
Time of possession	25:01				34:59			

RUSHING											
COLTS	Att	Yds	Lg	TD	TITANS	Att	Yds	Lg	TD		
F. Gore	14	86	25	2	A. Andrews	12	49	13	1		
A. Luck	6	21	15	0	K. Wright	1	13	13	0		
P. McAfee	1	18	18	0	B. Sankey	5	10	8	0		
J. Robinson	2	8	5	0	J. Fowler	4	9	3	1		
TOTALS	23	133	25	2	D. McCluster	5	7	10	0		
					TOTALS	27	88	13	2		

PASSING											
COLTS	Att	Com	Yd	TD-I	TITANS	Att	Com	Yd	TD-I		
A. Luck	30	18	260	2-2	M. Mariota	44	27	367	2-2		
TOTALS	30	18	260	2-2	TOTALS	44	27	367	2-2		

RECEIVING											
COLTS	Rec	Yds	Lg	TD	TITANS	Rec	Yds	Lg	TD		
T. Hilton	4	94	48	0	K. Wright	7	95	24	1		
C. Fleener	4	51	19	0	D. Walker	7	68	19	0		
D. Moncrief	4	32	11	1	H. Douglas	3	20	10	0		
J. Doyle	3	32	19	0	B. Sankey	2	31	20	0		
P. Dorsett	2	43	35	1	C. Stevens	2	29	27	0		
F. Gore	1	8	8	0	D. Green-Beckham	2	22	19	1		
					D. McCluster	1	35	35	0		
					J. Hunter	1	29	29	0		
					A. Fasano	1	26	26	0		
					A. Andrews	1	12	12	0		
TOTALS	18	260	48	2	TOTALS	27	367	35	2		

INDIVIDUAL DEFENSE

(Titans - Coaching Stats; Opponents - Press Box Stats)

TITANS – Leading Tacklers: A. Williamson 12-8-4, Z. Brown 8-6-2. **Sacks:** J. Casey 1, K. Klug 1, B. Orakpo 1. **Int:** Z. Brown 1, P. Cox 1. **FF:** K. Klug 1. **FR:** None.

COLTS – Leading Tacklers: D. Jackson 12-8-4, J. Freeman 10-7-3, M. Adams 8-7-1. **Sacks:** J. Freeman 1, D. Parry 1, R. Mathis 1. **Int:** D. Lowery 2. **FF:** None. **FR:** None.

GAME 4 – Bills 14, Titans 13 Sunday, Oct. 11 2015 • 12:00 CDT • Nissan Stadium

After taking a 10-0 lead midway through the third quarter, the Titans failed to hold on as they conceded two late-game touchdowns and dropped a 14-13 decision to the Buffalo Bills at Nissan Stadium. Following a scoreless first quarter, the Titans got on the board early in the second quarter on a 21-yard Ryan Succop field goal. Antonio Andrews later converted on a one-yard touchdown run to put Tennessee up 10. With just over a minute to play in the third quarter, Buffalo quarterback Tyrod Taylor ran for a 22-yard touchdown to pull the Bills within three points. Ryan Succop increased the Titans' lead to six early in the fourth quarter before Buffalo responded again with 5:25 to play as Chris Hogan caught a two-yard touchdown pass from Taylor to go up 14-13. The Titans had a chance to come back with 1:41 remaining in the game until Mariota was intercepted by Bills cornerback Stephon Gilmore. Buffalo ran out the clock and took the win. Mariota led the Titans in both passing and rushing yards, throwing for 187 and running for 47. Tennessee wide receiver Justin Hunter recorded 38 yards on four receptions while tight end Delanie Walker recorded 36 yards on four receptions. Linebacker Wesley Woodyard led the Titans defense with 10 tackles, while Jurrell Casey and Derrick Morgan added 1.5 sacks apiece. The Titans also won the time of possession battle by over a 10-minute margin, maintaining control of the ball for 35:31.

Buffalo	0	0	7	7	14
Tennessee	0	3	7	3	13

TEAM	SCORING PLAY	
Titans	R. Succop 21 yd. Field Goal	2-14:09
Titans	A. Andrews 1 yd. run (R. Succop kick)	3-6:51
Bills	T. Taylor 22 yd. run (D. Carpenter kick)	3-1:20
Titans	R. Succop 41 yd. Field Goal	4-9:36
Bills	C. Hogan 2 yd. pass from T. Taylor (D. Carpenter kick)	4-5:25

Missed FG: None
Attendance: 65,670 **Time of Game:** 2:59
Weather: Sunny, 67° F, wind from NNE 5 mph

	Bills				Titans			
First downs	13				17			
3rd-down conversion-att	4-12				5-13			
4th-down conversion-att	0-0				0-0			
Total yards	209				276			
Rushing yards	127				97			
Passing yards	82				179			
Passes-comp.-Int.	18-11-0				32-21-1			
Sacked-yards	4/31				2/8			
Punts-avg.	7-51.0				6-41.8			
Punt return yards	3-40				5-66			
Kickoff return yards	1-24				3-53			
Fumbles-lost	2-1				0-0			
Penalties-yards	7-62				9-74			
Field goals made-att	0-0				2-2			
Time of possession	24:29				35:31			

RUSHING											
BILLS	Att	Yds	Lg	TD	TITANS	Att	Yds	Lg	TD		
T. Taylor	8	76	26	1	M. Mariota	5	47	22	0		
D. Herron	9	28	8	0	D. McCluster	8	20	8	0		
A. Dixon	7	19	6	0	B. Sankey	7	20	9	0		
C. Wood	2	3	3	0	A. Andrews	7	9	5	1		
J. Felton	1	2	2	0	K. Wright	1	1	1	0		
P. Harvin	1	-1	-1	0							
TOTALS	28	127	26	1	TOTALS	28	97	22	1		

PASSING											
BILLS	Att	Com	Yd	TD-I	TITANS	Att	Com	Yd	TD-I		
T. Taylor	17	10	109	1-0	M. Mariota	32	21	187	0-1		
C. Hogan	1	1	4	0-0							
TOTALS	18	111	13	1-0	TOTALS	32	21	187	0-1		

RECEIVING											
BILLS	Rec	Yds	Lg	TD	TITANS	Rec	Yds	Lg	TD		
C. Hogan	3	52	46	1	J. Hunter	4	38	14	0		
A. Dixon	3	20	9	0	D. Walker	4	36	16	0		
M. Goodwin	2	24	14	0	A. Andrews	3	45	23	0		
C. Clay	1	7	7	0	K. Wright	3	29	17	0		
R. Woods	1	6	6	0	B. Sankey	3	23	12	0		
T. Taylor	1	4	4	0	H. Douglas	2	17	11	0		
					C. Stevens	1	1	1	0		
					D. McCluster	1	-2	-2	0		
TOTALS	11	113	46	1	TOTALS	21	187	23	0		

INDIVIDUAL DEFENSE

(Titans - Coaching Stats; Opponents - Press Box Stats)

TITANS – Leading Tacklers: W. Woodyard 10-7-3, A. Williamson 9-7-2, J. Casey 8-4-4, M. Griffin 8-4-4. **Sacks:** J. Casey 1.5, D. Morgan 1.5, A. Williamson 1. **Int:** None 1. **FF:** R. Pitoitua 1. **FR:** None.

BILLS – Leading Tacklers: C. Graham 10-8-2, A. Williams 7-5-2, N. Bradham 6-4-2, P. Brown 6-4-2. **Sacks:** Ky. Williams 1, M. Williams 1. **Int:** S. Gilmore 1. **FF:** None. **FR:** None.

2015 TITANS GAME-BY-GAME SUMMARIES

GAME 5 – Dolphins 38, Titans 10 Sunday, Oct. 18, 2015 • 12:00 CDT • Nissan Stadium

The Titans fell 38-10 to the Miami Dolphins at Nissan Stadium, marking the team's fourth straight loss and dropping to 1-4 on the season. Tennessee never held a lead in the game as they fell behind 7-0 after Jarvis Landry ran for a 22-yard touchdown on Miami's opening drive. The Dolphins led 17-3 at the half before going up 24-3 midway through the third quarter when Reshad Jones intercepted Titans quarterback Marcus Mariota for a 30-yard touchdown return. With seconds to play in the game's third stanza, Dexter McCluster caught a three-yard pass from Mariota to pull the Titans within 14, and marking the rookie's ninth touchdown pass of season. Dolphins quarterback Ryan Tannehill went on to throw two fourth quarter touchdown passes to put the game out of reach. Tight end Delanie Walker led Tennessee with eight receptions for 97 yards. Mariota finished 21 of 33 for 219 yards passing with two interceptions and two fumbles. Miami's defensive line combined for six sacks on the Titans quarterbacks, including four from Dolphins defensive end Cameron Wake. The Tennessee defense sacked Tannehill twice in the game while Titans safety Michael Griffin recorded his first interception of the season, and the 25th interception of his nine-year career. Cornerback Coty Sensabaugh also recorded an interception in the loss.

Miami 10 7 7 14 38
Tennessee 3 0 7 0 10

TEAM	SCORING PLAY	
Dolphins	J. Landry 22 yd. run (A. Franks kick)	1-10:39
Titans	R. Succop 37 yd. Field Goal	1-5:28
Dolphins	A. Franks 30 yd. Field Goal	1-0:06
Dolphins	L. Miller 7 yd. run (A. Franks kick)	2-5:07
Dolphins	R. Jones 30 yd. interception return (A. Franks kick)	3-5:40
Titans	D. McCluster 3 yd. pass from M. Mariota (R. Succop kick)	3-0:00
Dolphins	D. Sims 2 yd. pass from R. Tannehill (A. Franks kick)	4-7:38
Dolphins	J. Cameron 12 yd. pass from R. Tannehill (A. Franks kick)	4-1:54

Missed FG: None
Attendance: 62,342 Time of Game: 3:06
Weather: Sunny, 56° F, wind from S 8 mph

	Dolphins				Titans			
First downs	26				22			
3rd-down conversion-att	5-9				2-10			
4th-down conversion-att	0-0				1-2			
Total yards	434				299			
Rushing yards	180				63			
Passing yards	254				236			
Passes-comp.-Int.	29-22-2				41-26-2			
Sacked-yards	2/12				6/46			
Punts-avg.	3-43.7				3-41.7			
Punt return yards	1-6				1-14			
Kickoff return yards	2-45				3-79			
Fumbles-lost	0-0				2-2			
Penalties-yards	9-97				7-50			
Field goals made-att	1-1				1-1			
Time of possession	31:53				28:07			

RUSHING									
DOLPHINS	Att	Yds	Lg	TD	TITANS	Att	Yds	Lg	TD
L.Miller	19	113	22	1	A.Andrews	9	23	8	0
J.Gray	7	24	7	0	D.McCluster	5	23	16	0
J.Landry	2	24	22	1	B.Sankey	3	13	9	0
R.Tannehill	2	14	10	0	Z.Mettenberger	1	4	4	0
D.Williams	2	5	4	0					
TOTALS	32	180	22	2	TOTALS	18	63	16	0

PASSING									
DOLPHINS	Att	Com	Yd	TD-I	TITANS	Att	Com	Yd	TD-I
R. Tannehill	29	22	266	2-2	M. Mariota	33	21	219	1-2
					Z. Mettenberger	8	5	63	0-0
TOTALS	29	22	266	2-2	TOTALS	41	26	282	1-2

RECEIVING									
DOLPHINS	Rec	Yds	Lg	TD	TITANS	Rec	Yds	Lg	TD
R.Matthews	6	85	24	0	D.Walker	8	97	25	0
D.Sims	4	33	16	1	K.Wright	4	34	16	0
J.Landry	3	42	19	0	D.Green-Beckham	3	57	32	0
J.Cameron	3	30	13	1	J.Hunter	3	54	23	0
K.Stills	2	46	38	0	D.McCluster	3	19	14	1
L.Miller	2	5	4	0	A.Fasano	2	1	10	0
G.Jennings	1	13	13	0	H.Douglas	1	11	11	0
J.Gray	1	12	12	0	B.Sankey	1	7	7	0
					A.Andrews	1	2	2	0
TOTALS	22	266	38	2	TOTALS	26	282	32	1

INDIVIDUAL DEFENSE

(Titans - Coaching Stats; Opponents - Press Box Stats)

TITANS – Leading Tacklers: Z. Brown 14, W. Woodyard 11, D. Searcy 8. **Sacks:** W. Woodyard 1, B. Orakpo 1. **Int:** M. Griffin 1, C. Sensabaugh 1. **FF:** None. **FR:** None.

DOLPHINS– Leading Tacklers: K. Misi 8-6-2, R. Jones 8-5-3, J. Jenkins 7-4-3. **Sacks:** C. Wake 4, O. Vernon 1, J. Kovacs 1. **Int:** R. Jones 1, B. Grimes 1. **FF:** C. Wake 2. **FR:** J. Jenkins 1, J. Taylor 1.

GAME 6 – Falcons 10, Titans 7 Sunday, Oct. 25, 2015 • 12:00 CDT • Nissan Stadium

The Titans fell 10-7 to the Atlanta Falcons, recording their fifth straight loss this season and ninth consecutive decision at home. After a scoreless first quarter, Zach Mettenberger, who started under center in place of an injured Marcus Mariota, found Kendall Wright on the end of a 19-yard touchdown pass to give the Titans a 7-0 lead. With just over two minutes remaining in the half, Matt Bryant put the Falcons on the board with a 27-yard field goal before Atlanta took the lead midway through the third quarter when Matt Ryan completed an eight-yard touchdown pass to Julio Jones. Tennessee had a chance to get into field goal range and tie the game inside the two-minute warning, but Mettenberger was picked off by Falcons cornerback Robenson Therezie on a pass intended for Kendall Wright. The Titans' defense limited the Falcons to their lowest point total of the season in the loss, and the 10 points allowed were the fewest scored by a Titans' opponent since the Chiefs had 10 points in the 2014 season opener at Kansas City (Sept. 7). David Bass and Avery Williamson recorded their second and first career interceptions, respectively in the game. Bass returned his pick for eight yards, helping to set up the Titans' lone touchdown on the following play. Mettenberger's start was the seventh of his career, finishing 22-of-35 passing for 187 yards with a touchdown and two interceptions.

Atlanta 0 3 7 0 10
Tennessee 0 7 0 0 7

TEAM	SCORING PLAY	
Titans	K. Wright 19 yd. pass from Z. Mettenberger (R. Succop kick)	2-8:42
Falcons	M. Bryant 27 yd. Field Goal	2-2:31
Falcons	J. Jones 8 yd. pass from M. Ryan (M. Bryant kick)	3-5:56

Missed FG: M. Bryant (47WR)
Attendance: 63,329 Time of Game: 2:57
Weather: Cloudy, 59° F, wind from NE 8 mph

	Falcons				Titans			
First downs	21				15			
3rd-down conversion-att	5-14				1-9			
4th-down conversion-att	0-2				0-1			
Total yards	378				256			
Rushing yards	127				77			
Passing yards	251				179			
Passes-comp.-Int.	38-22-2				35-22-2			
Sacked-yards	0/0				1/8			
Punts-avg.	4-43.5				7-43.6			
Punt return yards	1-12				0-0			
Kickoff return yards	1-28				1-27			
Fumbles-lost	1-0				1-0			
Penalties-yards	6-53				5-45			
Field goals made-att	1-2				0-0			
Time of possession	34:45				25:15			

RUSHING									
FALCONS	Att	Yds	Lg	TD	TITANS	Att	Yds	Lg	TD
D. Freeman	25	116	19	0	A.Andrews	10	57	17	0
T. Coleman	3	14	10	0	D.McCluster	5	20	6	0
P. DiMarco	1	0	0	0	Z.Mettenberger	1	0	0	0
M. Ryan	2	-3	-1	0					
TOTALS	31	127	19	0	TOTALS	16	77	17	0

PASSING									
FALCONS	Att	Com	Yd	TD-I	TITANS	Att	Com	Yd	TD-I
M. Ryan	38	22	251	1-2	Z. Mettenberger	35	22	187	1-2
TOTALS	38	22	251	1-2	TOTALS	35	22	187	1-2

RECEIVING									
FALCONS	Rec	Yds	Lg	TD	TITANS	Rec	Yds	Lg	TD
J. Jones	17	92	21	1	D.Walker	7	55	12	0
R. White	3	48	17	0	D. McCluster	6	48	14	0
N. Williams	3	43	21	0	K. Wright	4	46	19	1
J. Tamme	3	36	24	0	A. Fasano	3	21	8	0
D. Freeman	2	14	8	0	J. Hunter	2	17	13	0
T. Moeaki	1	11	11	0					
T. Ward	1	7	7	0					
TOTALS	22	251	24	1	TOTALS	35	187	19	1

INDIVIDUAL DEFENSE

(Titans - Coaching Stats; Opponents - Press Box Stats)

TITANS – Leading Tacklers: W. Woodyard 11, C. Sensabaugh 6. **Sacks:** None. **Int:** A. Williamson 1, D. Bass 1. **FF:** None. **FR:** None.

FALCONS– Leading Tacklers: J. Durant 8-6-2, R. Allen 6-6-0, K. Ishmael 6-6-0, R. Alford 6-5-1. **Sacks:** O. Schofield 1. **Int:** P. Worriow 1, R. Therezie 1. **FF:** None. **FR:** None.

2015 TITANS GAME-BY-GAME SUMMARIES

GAME 7 – Titans 6, Texans 20 Sunday, Nov. 1, 2015 • 12:00 CST • NRG Stadium

The Titans extended their losing streak to six as they dropped a division matchup 20-6 to the Houston Texans at NRG Stadium. Tennessee got on the board first with a 35-yard Ryan Succop field goal midway through the first quarter, but went on to concede 10 points in a matter of three minutes to fall behind 10-3 early in the second stanza. The Titans came within four midway through the third quarter on another Succop field goal, but after a 42-yard Brian Hoyer touchdown pass to Nate Washington, and Nick Novak placed a 24-yard kick between the posts, Tennessee failed to come back in the game. Quarterback Zach Mettenberger was sacked seven times in the contest, after starting for the second week in a row in place of an injured Marcus Mariota. Mettenberger finished the game 22-of-31 for 171 yards, with no touchdowns and an interception. Tight end Delanie Walker led the Titans offense with six receptions for 62 yards, while running back Antonio Andrews rushed for 64 yards in the game. On defense, Zach Brown and Michael Griffin led the team with nine tackles each, while Wesley Woodyard added eight.

Tennessee 3 0 3 0 6
Houston 0 10 7 3 20

TEAM	SCORING PLAY	
Titans	R. Succop 35 yd. Field Goal	1-9:05
Texans	D. Hopkins 21 yd. pass from B. Hoyer (N. Novak kick)	2-14:04
Texans	N. Novak 38 yd. Field Goal	2-11:34
Titans	R. Succop 44 yd. Field Goal	3-5:54
Texans	N. Washington 42 yd. pass from B. Hoyer (N. Novak kick)	3-3:38
Texans	N. Novak 24 yd. Field Goal	4-12:33

Missed FG: None
Attendance: 71,630 **Time of Game:** 2:56
Weather: Indoors, roof closed

	Titans				Texans			
First downs	15				14			
3rd-down conversion-att	1-12				4-15			
4th-down conversion-att	0-1				0-1			
Total yards	211				270			
Rushing yards	86				56			
Passing yards	125				214			
Passes-comp.-Int.	31-22-1				35-23-0			
Sacked-yards	7/46				3/21			
Punts-avg.	7-49.9				8-50.9			
Punt return yards	5-63				3-28			
Kickoff return yards	4-97				1-29			
Fumbles-lost	2-2				0-0			
Penalties-yards	6-45				7-85			
Field goals made-att	2-2				2-2			
Time of possession	31:08				28:52			

RUSHING									
TITANS	Att	Yds	Lg	TD	TEXANS	Att	Yds	Lg	TD
A. Andrews	16	64	28	0	A. Blue	14	39	8	0
D. McCluster	3	15	7	0	C. Polk	8	18	5	0
K. Wright	1	7	7	0	B. Hoyer	1	-1	-1	0
TOTALS	20	86	28	0	TOTALS	23	56	8	0

PASSING									
TITANS	Att	Com	Yd	TD-I	TEXANS	Att	Com	Yd	TD-I
Z. Mettenberger	31	22	171	0-1	B. Hoyer	35	23	235	2-0
TOTALS	31	22	171	0-1	TOTALS	35	23	235	2-0

RECEIVING									
TITANS	Rec	Yds	Lg	TD	TEXANS	Rec	Yds	Lg	TD
D. Walker	6	62	15	0	D. Hopkins	8	94	21	1
D. McCluster	4	23	9	0	A. Blue	5	33	9	0
K. Wright	4	21	18	0	N. Washington	4	74	42	1
A. Andrews	3	18	10	0	C. Fiedorowicz	2	15	14	0
J. Hunter	2	17	10	0	J. Grimes	2	12	12	0
D. Green-Beckham	1	12	12	0	C. Polk	1	4	4	0
C. Stevens	1	9	9	0	K. Mumphrey	1	3	3	0
A. Fasano	1	9	9	0					
TOTALS	22	171	18	0	TOTALS	23	235	42	2

INDIVIDUAL DEFENSE

(Titans - Coaching Stats; Opponents - Press Box Stats)

TITANS – Leading Tacklers: Z. Brown 9-3-6, M. Griffin 9-6-3, W. Woodyard 8-7-1. **Sacks:** B. Orakpo 1, K. Klug 1, Z. Brown 0.5, J. Casey 0.5. **Int:** None. **FF:** None. **FR:** None.
TEXANS– Leading Tacklers: B. Cushing 13-6-7, W. Mercilus 7-6-1, M. Bullough 7-3-4. **Sacks:** W. Mercilus 3.5, J. Watt 2.5, J. Crick 1. **FF:** J. Watt 1. **FR:** J. Crick 1.

GAME 8 – Titans 34, Saints 28 Sunday, Nov. 8, 2015 • 12:00 CST • Mercedes-Benz Superdome

In the team's first game under Interim Head Coach Mike Mularkey, the Titans snapped a six-game losing streak on their way to a 34-28 overtime victory over the New Orleans Saints at the Mercedes-Benz Superdome. The game was quarterback Marcus Mariota's first start since October 18 after spending two weeks sidelined with a knee injury. The rookie finished the contest 28-for-39, including four touchdowns and no interceptions, for a season-high 371 passing yards. After falling behind by an 11-point deficit early in the second quarter, the Titans came back to tie the game midway through the fourth stanza after Mariota threw an eight yard touchdown pass to Justin Hunter, and went on to find Delanie Walker in the end zone for a successful two-point conversion. Tennessee had a chance to go ahead near the end of regulation on a 55-yard Ryan Succop field goal attempt, but the ball deflected off the crossbar to give New Orleans possession with 1:55 to play. Saints kicker Kai Forbath then missed a 46-yard field goal in the game's final seconds as Brian Orakpo deflected the kick to force the teams into overtime. Mariota found Anthony Fasano on the end of a five-yard touchdown pass five minutes into the extra session to win the game 34-28. Tight end Delanie Walker also sparked the Titans offense in the victory, leading the team with seven receptions for 95 yards and two touchdowns. The Tennessee defense sacked New Orleans quarterback Drew Brees four times in the matchup, including two from outside linebacker Brian Orakpo, while Wesley Woodyard and Avery Williamson led the defense with 10 tackles apiece.

Tennessee 10 7 3 8 6 34
New Orleans 14 7 0 7 0 28

TEAM	SCORING PLAY	
Saints	J. Hill 10 yd. pass from D. Brees (K. Forbath kick)	1-9:46
Titans	R. Succop 51 yd. Field Goal	1-6:58
Saints	B. Cooks 38 yd. pass from D. Brees (K. Forbath kick)	1-3:44
Titans	D. Walker 61 yd. pass from M. Mariota (R. Succop kick)	1-1:00
Saints	D. Brees 1 yd. run (K. Forbath kick)	2-11:01
Titans	D. Walker 2 yd. pass from M. Mariota (R. Succop kick)	2-8:08
Titans	R. Succop 29 yd. Field Goal	3-7:17
Saints	M. Hoomanawanui 1 yd. pass from D. Brees (K. Forbath kick)	4-11:32
Titans	J. Hunter 8 yd. pass from M. Mariota (M. Mariota-D. Walker pass)	4-7:06
Titans	A. Fasano 5 yd. pass from M. Mariota	5-9:50

Missed FG: R. Succop 55CR, K. Forbath 46B
Attendance: 73,075 **Time of Game:** 3:19
Weather: Indoors

	Titans				Saints			
First downs	25				30			
3rd-down conversion-att	5-13				6-11			
4th-down conversion-att	0-0				0-0			
Total yards	483				416			
Rushing yards	112				61			
Passing yards	371				355			
Passes-comp.-Int.	39-28-0				39-28-1			
Sacked-yards	0/0				4/32			
Punts-avg.	5-50.6				4-45.8			
Punt return yards	2-12				3-21			
Kickoff return yards	4-96				3-82			
Fumbles-lost	2-1				1-1			
Penalties-yards	9-66				8-75			
Field goals made-att	2-3				0-1			
Time of possession	32:21				32:49			

RUSHING									
TITANS	Att	Yds	Lg	TD	SAINTS	Att	Yds	Lg	TD
A. Andrews	19	88	38	0	M. Ingram	22	54	12	0
D. McCluster	8	19	5	0	C. Spiller	2	8	5	0
M. Mariota	1	5	5	0	D. Brees	3	-1	1	1
TOTALS	28	112	38	0	TOTALS	27	61	12	1

PASSING									
TITANS	Att	Com	Yd	TD-I	SAINTS	Att	Com	Yd	TD-I
M. Mariota	39	28	371	4-0	D. Brees	39	28	387	3-1
TOTALS	39	28	371	4-0	TOTALS	39	28	387	3-1

RECEIVING									
TITANS	Rec	Yds	Lg	TD	SAINTS	Rec	Yds	Lg	TD
D. Walker	7	95	61	2	W. Snead	6	95	32	0
D. Green-Beckham	5	77	20	0	B. Watson	5	60	19	0
H. Douglas	5	73	30	0	B. Cooks	4	71	38	1
A. Fasano	3	33	23	1	M. Ingram	4	42	14	0
J. Hunter	3	17	8	1	M. Colston	3	37	16	0
D. McCluster	2	28	21	0	B. Coleman	2	58	30	0
C. Stevens	2	25	24	0	J. Hill	2	21	11	1
A. Andrews	1	23	23	0	C. Spiller	1	2	2	0
					M. Hoomanawanui	1	1	1	1
TOTALS	28	371	61	4	TOTALS	28	307	38	3

INDIVIDUAL DEFENSE

(Titans - Coaching Stats; Opponents - Press Box Stats)

TITANS – Leading Tacklers: W. Woodyard 10-6-4, A. Williamson 10-6-4. **Sacks:** B. Orakpo 2, W. Woodyard 1, A. Blackson 1. **Int:** B. Webb 1. **FF:** None. **FR:** None.
SAINTS– Leading Tacklers: J. Byrd 10-7-3, K. Vaccaro 10-4-6, J. Jenkins 10-2-8. **Sacks:** None. **FF:** D. Hawthorne 1. **FR:** O. Gwacham 1.

2015 TITANS GAME-BY-GAME SUMMARIES

GAME 9 – Panthers 27, Titans 10 Sunday, Nov. 15, 2015 • 12:00 CST • Nissan Stadium

In Mike Mularkey's Nissan Stadium debut as interim head coach, the Titans failed to knock off the unbeaten Panthers as they fell to Carolina 27-10. Tennessee fell behind 7-0 midway through the first stanza but came back to tie it on a 25-yard touchdown run by Dexter McCCluster before the end of the quarter. After a 45-yard Ryan Succop field goal in the second quarter, the Titans trailed 14-10 at the half, but Carolina went on to score 13 unanswered second half points to put the game away. Rookie quarterback Marcus Mariota finished the day 16-of-24 for 185 yards, including a 19-yard pass to Anthony Fasano that helped the tight end move past the 3,000-yard receiving mark for his 10-year career. Wide receiver Justin Hunter led the Tennessee offense with four receptions for 47 yards before leaving the game with an injury late in the fourth quarter. The Titans defense sacked Panthers quarterback Cam Newton five times in the contest marking the most number of sacks by a Carolina opponent this season, while linebacker Avery Williamson led the team with 16 tackles.

Carolina 7	7	3	10	27
Tennessee 7	3	0	0	10

TEAM	SCORING PLAY	
Panthers	J. Stewart 16 yd. run (G.Gano kick)	1-8:36
Titans	D. McCluster 25 yd. run (R. Succop kick)	1-3:38
Panthers	E. Dickson 1 yd. pass from C. Newton (G. Gano kick)	2-13:14
Titans	R. Succop 45 yd. Field Goal	2-7:45
Panthers	G. Gano 48 yd. Field Goal	3-0:23
Panthers	G. Gano 19 yd. Field Goal	4-9:06
Panthers	C. Newton 2 yd. run (G. Gano kick)	4-2:42

Missed FG: None

Attendance: 63,591 **Time of Game:** 2:59

Weather: Cloudy, 57° F, wind from SSE 2 mph

	Panthers	Titans
First downs	24	11
3rd-down conversion-att	7-13	5-12
4th-down conversion-att	0-0	0-0
Total yards	303	242
Rushing yards	119	64
Passing yards	184	178
Passes-comp.-Int.	26-21-0	24-16-1
Sacked-yards	5/33	1/7
Punts-avg.	4-47.3	5-51.8
Punt return yards	4-61	0-0
Kickoff return yards	1-22	5-86
Fumbles-lost	0-0	3-1
Penalties-yards	5-45	4-30
Field goals made-att	2-2	1-1
Time of possession	35:55	24:05

RUSHING									
PANTHERS	Att	Yds	Lg	TD	TITANS	Att	Yds	Lg	TD
J. Stewart	22	91	17	1	D. McCluster	3	25	25	1
C. Newton	9	23	7	1	M. Mariota	5	24	10	0
M. Tolbert	3	5	3	0	A. Andrews	11	8	6	0
					B. Sankey	2	7	5	0
TOTALS	34	119	17	2	TOTALS	21	64	25	1

PASSING									
PANTHERS	Att	Com	Yd	TD-I	TITANS	Att	Com	Yd	TD-I
C. Newton	26	21	217	1-0	M. Mariota	24	16	185	0-1
TOTALS	26	21	217	1-0	TOTALS	24	16	185	0-1

RECEIVING									
PANTHERS	Rec	Yds	Lg	TD	TITANS	Rec	Yds	Lg	TD
G. Olsen	8	80	20	0	J. Hunter	4	47	24	0
T. Ginn	4	45	19	0	D. McCluster	4	27	14	0
E. Dickson	3	21	17	1	D. Walker	3	52	21	0
D. Funchess	2	41	27	0	H. Douglas	3	26	19	0
J. Cotchery	2	6	8	0	A. Fasano	1	19	19	0
M. Tolbert	1	16	16	0	J. Fowler	1	14	14	0
C. Brown	1	8	8	0					
TOTALS	26	217	27	1	TOTALS	16	185	24	0

INDIVIDUAL DEFENSE

(Titans - Coaching Stats; Opponents - Press Box Stats)

PANTHERS – Leading Tacklers: L. Kuechly 8-6-2, K. Coleman 5-2-3. **Sacks:** K. Ealy 1. **Int:** K. Coleman 1. **FF:** L. Kuechly 1. **FR:** K. Short 1.

TITANS – Leading Tacklers: A. Williamson 16-9-7, W. Woodyard 10-6-4. **Sacks:** W. Woodyard 1, B. Orakpo 1, M. Griffin 1, D. Stafford 1, A. Williamson 0.5, D. Bass 0.5. **Int:** None. **FF:** None. **FR:** None.

GAME 10 – Titans 13, Jaguars 19 Thursday, Nov. 19, 2015 • 8:25 EST • EverBank Field

After holding the lead for a majority of the second half, the Titans gave up a five-yard touchdown pass, following a 63-yard Jacksonville punt return, with 3:30 left in the game to fall to the Jaguars 19-13 in a Thursday night AFC South matchup at EverBank Field. Behind by three, Tennessee had a chance to come back in the game's final minutes. A Phillip Supernaw fumble gave the ball back to Jacksonville and allowed them to move into field goal range and take a six-point lead. With 2:19 to play, the Titans drove to the Jacksonville 23-yard line but Jaguars defensive end Andre Branch sacked quarterback Marcus Mariota as the clock ran out to deny Tennessee a final shot at the win. Mariota finished the game 22-of-35 for 231 yards with no interceptions, and ran for a 23-yard touchdown to give the Titans a 13-9 lead in the third quarter. Tight end Delanie Walker led the Tennessee offense with eight receptions for 109 yards, while running back Antonio Andrews rushed for 78 yards on 15 carries. The Titans defense combined to sack Blake Bortles four times in the contest and linebacker Zach Brown intercepted the quarterback once. Coty Sensabaugh, David Bass, Sammie Hill and Wesley Woodyard led the team with six tackles each.

Tennessee 3	3	7	0	13
Jacksonville 0	6	3	10	19

TEAM	SCORING PLAY	
Titans	R.Succop 47 yd. Field Goal	1-9:06
Jaguars	J.Myers 31 yd. Field Goal	2-14:50
Titans	R.Succop 49 yd. Field Goal	2-10:58
Jaguars	J.Myers 32 yd. Field Goal	2-0:31
Jaguars	J.Myers 20 yd. Field Goal	3-8:10
Titans	M.Mariota 23 yd. run (R.Succop kick)	3-5:22
Jaguars	J.Thomas 5 yd. pass from B.Bortles (J.Myers kick)	4-3:30
Jaguars	J.Myers 36 yd. Field Goal	4-2:19

Missed FG: R.Succop 53WL

Attendance: 60,121 **Time of Game:** 3:08

Weather: 75° F, wind from W 5 mph

	Titans	Jaguars
First downs	22	18
3rd-down conversion-att	5-13	4-13
4th-down conversion-att	0-0	0-0
Total yards	316	308
Rushing yards	104	90
Passing yards	212	218
Passes-comp.-Int.	35-22-0	31-21-1
Sacked-yards	4/19	4/24
Punts-avg.	5-45.2	4-48.0
Punt return yards	3-15	2-76
Kickoff return yards	1-22	0-0
Fumbles-lost	1-1	1-1
Penalties-yards	6-59	8-88
Field goals made-att	2-3	4-4
Time of possession	31:35	28:25

RUSHING									
TITANS	Att	Yds	Lg	TD	JAGUARS	Att	Yds	Lg	TD
A.Andrews	15	78	26	0	T.Yeldon	14	54	15	0
M.Mariota	5	29	23	1	D.Robinson	7	27	10	0
D.McCluster	2	0	4	0	B.Bortles	2	9	13	0
D.Cobb	4	-3	2	0					
Total	26	104	26	1	Total	23	90	15	0

PASSING									
TITANS	Att	Com	Yd	TD-I	JAGUARS	Att	Com	Yd	TD-I
M. Mariota	35	22	231	0-0	B. Bortles	30	21	242	1-1
					B. Walters	1	0	0	0-0
TOTALS	35	22	231	0-0	TOTALS	31	21	242	1-1

RECEIVING									
TITANS	Rec	Yds	Lg	TD	JAGUARS	Rec	Yds	Lg	TD
D.Walker	8	109	29	0	A.Robinson	5	113	38	0
D.Green-Beckham	3	40	17	0	J.Thomas	5	28	12	1
D.McCluster	2	18	9	0	T.Yeldon	3	28	13	0
H.Douglas	2	16	9	0	A.Hurns	3	19	7	0
P.Superlaw	2	16	8	0	B.Walters	2	35	31	0
A.Andrews	2	16	13	0	C.Harbor	2	17	10	0
A.Fasano	2	14	8	0	R.Greene	1	2	2	0
J.Fowler	1	2	2	0					
Total	22	231	29	0	Total	21	242	38	1

INDIVIDUAL DEFENSE

(Titans - Coaching Stats; Opponents - Press Box Stats)

TITANS – Leading Tacklers: S. Hill 6-3-3, D. Bass 6-4-2, W. Woodyard 6-4-2, C. Sensabaugh 6-6-0. **Sacks:** W. Woodyard 1, A. Williamson 1, B. Orakpo 1, J. Casey 1. **Int:** Z. Brown 1. **FF:** B. Orakpo 1. **FR:** D. Bass 1.

JAGUARS – Leading Tacklers: T. Smith 9-8-1, A. Colvin 7-7-0, P. Posluszny 7-7-0, J. Cyprien 7-7-0. **Sacks:** A. Colvin 1, J. Odrick 1, A. Branch 1, R. Davis 1. **Int:** None. **FF:** D. House 1. **FR:** D. House 1.

2015 TITANS GAME-BY-GAME SUMMARIES

GAME 11 – Raiders 24, Titans 21 Sunday, Nov. 29, 2015 • 12:00 CST • Nissan Stadium

After falling behind 17-6, the Titans came back to take a late-game lead, but failed to hold on in the final minutes as they dropped a 24-21 decision to the Oakland Raiders at Nissan Stadium. Tennessee was up 21-17 with 1:21 to play, but Raiders quarterback Derek Carr threw a 12-yard touchdown pass to Seth Roberts for the winning score. The Titans appeared to have gotten a fourth down stop prior to the play, but cornerback B.W. Webb was called for defensive holding. Tennessee had a chance to reclaim the lead again on their final possession until Raiders safety Nate Allen intercepted quarterback Marcus Mariota with 50 seconds remaining to seal the Oakland win. Mariota finished the day 17-of-37 for 218 yards, including three touchdown passes, and set the franchise rookie record for most passing yards in a season. Tight end Delanie Walker also sparked the Titans' offense with a team-best six receptions for 91 yards, while running back Antonio Andrews led the team with 32 rushing yards on 11 carries. Defensively, linebacker Avery Williamson led Tennessee with 13 tackles and accounted for the team's lone sack on Carr.

Oakland	7	3	7	7	24
Tennessee	6	0	8	7	21

TEAM	SCORING PLAY	
Titans	C.Stevens 20 yd. pass from M.Mariota (kick blocked)	1-5:53
Raiders	M.Crabtree 7 yd. pass from D.Carr (S.Janikowski kick)	1-1:34
Raiders	S.Janikowski 24 yd. Field Goal	2-1:01
Raiders	S.Roberts 10 yd. pass from D.Carr (S.Janikowski kick)	3-10:45
Titans	H.Douglas 13 yd. pass from M.Mariota (M.Mariota-D.Green-Beckham pass)	3-6:22
Titans	J.Fowler 1 yd. pass from M.Mariota (R.Succop kick)	4-4:41
Raiders	S.Roberts 12 yd. pass from D.Carr (S.Janikowski kick)	4-1:21

Missed FG: None
Attendance: 58,075 **Time of Game:** 3:08
Weather: 56° F, wind from NE 4 mph

	Raiders	Titans
First downs	22	19
3rd-down conversion-att	8-15	3-12
4th-down conversion-att	0-1	0-1
Total yards	407	249
Rushing yards	84	44
Passing yards	323	205
Passes-comp.-Int.	38-24-0	37-17-2
Sacked-yards	1/7	2/13
Punts-avg.	4-42.3	6-47.8
Punt return yards	4-49	1-5
Kickoff return yards	4-91	1-31
Fumbles-lost	3-2	0-0
Penalties-yards	11-94	4-25
Field goals made-att	1-1	0-0
Time of possession	34:55	25:05

RUSHING									
RAIDERS	Att	Yds	Lg	TD	TITANS	Att	Yds	Lg	TD
L. Murray	22	59	8	0	A. Andrews	11	32	11	0
J. Olawale	2	17	10	0	D.Cobb	3	8	3	0
D. Carr	4	5	5	0	M. Mariota	1	7	7	0
R. Helu	2	3	2	0	J. Fowler	1	1	1	0
					K. Wright	2	-4	0	0
Total	30	84	10	0	Total	18	44	11	0

PASSING									
RAIDERS	Att	Com	Yd	TD-I	TITANS	Att	Com	Yd	TD-I
D. Carr	37	24	330	3-0	M. Mariota	37	17	218	3-2
M. McGloin	1	0	0	0					
TOTALS	38	24	330	3-0	TOTALS	37	17	218	3-2

RECEIVING									
RAIDERS	Rec	Yds	Lg	TD	TITANS	Rec	Yds	Lg	TD
A. Cooper	7	115	41	0	D. Walker	6	91	36	0
S. Roberts	6	113	38	2	H. Douglas	3	29	13	1
M. Crabtree	4	19	7	1	A. Fasano	2	22	17	0
M. Rivera	2	28	19	0	K. Wright	2	19	12	0
L. Murray	1	23	23	0	D. Green-Beckham	1	22	22	0
C. Walford	1	14	14	0	C. Stevens	1	20	20	1
A. Holmes	1	9	9	0	A. Andrews	1	14	14	0
M. Reece	1	7	7	0	J. Fowler	1	1	1	1
L. Smith	1	2	2	0					
Total	24	330	41	3	Total	17	218	36	3

INDIVIDUAL DEFENSE
 (Titans - Coaching Stats; Opponents - Press Box Stats)
RAIDERS – Leading Tacklers: M. Smith 10-8-2, K. Mack 6-3-3. **Sacks:** K. Mack 2. **FF:** None. **FR:** None.
TITANS – Leading Tacklers: A. Williamson 13-7-6, M. Griffin 8-5-3, W. Woodyard 7-6-1.
Sacks: A. Williamson 1. **Int:** None. **FF:** None. **FR:** D. Jones 1.

GAME 12 – Jaguars 39, Titans 42 Sunday, Dec. 6, 2015 • 12:00 CST • Nissan Stadium

Rookie quarterback Marcus Mariota sparked the Titans' offense with a record-setting performance as he led Tennessee to a 42-39 victory over the Jacksonville Jaguars and snapped an 11-game home losing streak at Nissan Stadium. In the win, Mariota completed 20 of 29 passes for 268 yards with three touchdown passes and one interception for a passer rating of 118.2. He also rushed for a team-high 112 yards on nine attempts, including an 87-yard touchdown run that marked the longest run in franchise history by a quarterback, and the third longest by a quarterback in NFL history. Mariota also became the first player in NFL history with at least 250 passing yards, 100 rushing yards and three touchdown passes in the same game. Rookie wide receiver Dorial Green-Beckham also turned in a strong offensive performance, finishing with five receptions for 119 yards, including a 47-yard catch for a touchdown in the second quarter. Michael Griffin led the Titans' defense with nine tackles, while Wesley Woodyard contributed to the team's six-touchdown performance when he returned a Jacksonville fumble three yards for a touchdown in the fourth quarter. The score marked Woodyard's first career touchdown, and the six touchdowns scored by the Titans marked the most ever by the team at Nissan Stadium.

Jacksonville	0	12	7	20	39
Tennessee	7	14	0	21	42

TEAM	SCORING PLAY	
Titans	C.Stevens 10 yd. pass from M.Mariota (R.Succop kick)	1-4:15
Jaguars	R.Green 2 yd. pass from B.Bortles (kick failed, wr)	2-14:56
Titans	D.Walker 7 yd. pass from M. Mariota (R. Succop kick)	2-8:45
Jaguars	T.Yeldon 1 yd. run (pass failed)	2-1:52
Titans	A.Andrews 1 yd. run (R.Succop kick)	2-0:02
Jaguars	A.Robinson 1 yd. pass from B.Bortles (J.Myers kick)	3-4:52
Titans	D.Green-Beckham 47 yd. pass from M.Mariota (R.Succop kick)	4-14:49
Jaguars	A.Robinson 8 yd. pass from B.Bortles (kick failed, wl)	4-11:52
Jaguars	J.Thomas 9 yd. pass from B.Bortles (J.Myers kick)	4-10:09
Titans	M.Mariota 87 yd. run (R.Succop kick)	4-8:30
Titans	W.Woodyard 3 yd. fumble return (R.Succop kick)	4-7:46
Jaguars	A.Robinson 7 yd. pass from B.Bortles (J.Myers kick)	4-6:28

Missed FG: None
Attendance: 57,355 **Time of Game:** 3:03
Weather: 56° F, wind from SE 1 mph

	Jaguars	Titans
First downs	20	26
3rd-down conversion-att	10-14	8-13
4th-down conversion-att	0-1	0-0
Total yards	383	467
Rushing yards	81	210
Passing yards	302	257
Passes-comp.-Int.	36-24-0	29-20-1
Sacked-yards	2/20	4/11
Punts-avg.	3-53.3	3-44.3
Punt return yards	2-18	2-11
Kickoff return yards	3-54	4-80
Fumbles-lost	1-1	1-1
Penalties-yards	6-21	4-38
Field goals made-att	0-0	0-0
Time of possession	26:26	33:34

RUSHING									
JAGUARS	Att	Yds	Lg	TD	TITANS	Att	Yds	Lg	TD
T.Yeldon	15	57	9	1	M. Mariota	9	112	87	1
D. Robinson	3	21	13	0	A. Andrews	13	58	22	1
M. Lee	1	4	4	0	D. Cobb	13	40	10	0
B. Bortles	2	-1	0	0					
Total	21	81	13	1	Total	35	210	87	2

PASSING									
JAGUARS	Att	Com	Yd	TD-I	TITANS	Att	Com	Yd	TD-I
B. Bortles	36	24	322	5-0	M. Mariota	29	20	268	3-1
TOTALS	36	24	322	5-0	TOTALS	29	20	268	3-1

RECEIVING									
JAGUARS	Rec	Yds	Lg	TD	TITANS	Rec	Yds	Lg	TD
A. Robinson	10	153	44	3	D. Walker	8	92	29	1
T. Yeldon	4	79	67	0	D. Green-Beckham	5	119	47	1
B. Walters	2	18	12	0	K. Wright	3	28	10	0
J. Thomas	2	15	9	1	C. Stevens	2	11	10	1
R. Greene	2	15	13	1	A. Andrews	1	10	10	0
M. Lee	1	17	17	0	H. Douglas	1	8	8	0
T. Alualu	1	16	16	0					
M. Lewis	1	7	7	0					
D. Robinson	1	2	2	0					
Total	24	322	67	5	Total	20	268	47	3

INDIVIDUAL DEFENSE
 (Titans - Coaching Stats; Opponents - Press Box Stats)
JAGUARS – Leading Tacklers: P. Posluszny 13-10-3, J. Cyprien 11-7-4, T. Smith 9-7-2. **Sacks:** T. Smith 2, S. Brown 1, T. Alualu 1. **Int:** D. House 1. **FF:** T. Smith 1. **FR:** R. Davis 1.
TITANS – Leading Tacklers: M. Griffin 9-7-2, A. Williamson 8-4-4. **Sacks:** J. Casey 1, D. Searcy 0.5, K. Kulg 0.5. **Int:** None. **FF:** None. **FR:** W. Woodyard 1.

2015 TITANS GAME-BY-GAME SUMMARIES

GAME 13 – Titans 8, Jets 30 Sunday, Dec. 13, 2015 • 1:00 EST • MetLife Stadium

Coming off a home victory against Jacksonville, the Titans went back on the road to face the New York Jets and fell to 3-10 as they dropped a 30-8 decision at MetLife Stadium. Tennessee fell behind early in the game, conceding 27 unanswered points in the first half. Rookie quarterback Marcus Mariota put the Titans on the board in the third quarter with a 41-yard touchdown reception and became the first quarterback in franchise history to catch a touchdown pass. Mariota lined up out wide on the play, leaving running back Antonio Andrews to find him on the right sideline with a clear path to the end zone. The quarterback went on to complete a two-point conversion pass to Dexter McCluster to make it 27-8 with 4:09 left in the third quarter. Mariota finished the day 21-of-39 for 274 yards. Delanie Walker also provided a spark to the Titans offense as he led the team with seven receptions and 71 yards including his 71st catch of the season, which broke Frank Wycheck's franchise record for the most receptions in a season by a tight end. Jurrell Casey, B.W. Webb and Wesley Woodyard led the Tennessee defense with eight tackles each, while Karl Klug sacked Jets quarterback Ryan Fitzpatrick once in the matchup.

Tennessee 0 0 8 0 8
New York 10 17 0 3 30

TEAM	SCORING PLAY	
Jets	E.Decker 16 yd. pass from R.Fitzpatrick (R.Bullock kick)	1-9:12
Jets	R.Bullock 47 yd. Field Goal	1-0:47
Jets	R.Bullock 27 yd. Field Goal	2-9:22
Jets	B.Powell 16 yd. pass from R.Fitzpatrick (R.Bullock kick)	2-4:18
Jets	B.Marshall 69 yd. pass from R.Fitzpatrick (R.Bullock kick)	2-1:35
Titans	M.Mariota 41 yd. pass from A.Andrews (M.Mariota-D.McCluster pass)	3-4:09
Jets	R.Bullock 42 yd. Field Goal	4-2:42

Missed FG: R. Bullock 53WL
Attendance: 78,160 **Time of Game:** 2:59
Weather: 67° F, wind 5 mph

	Titans	Jets
First downs	15	24
3rd-down conversion-att	3-14	7-15
4th-down conversion-att	1-3	1-1
Total yards	292	439
Rushing yards	24	183
Passing yards	268	256
Passes-comp.-Int.	40-22-1	36-21-0
Sacked-yards	5/47	1/7
Punts-avg.	6-48.2	3-46.0
Punt return yards	1-2	4-32
Kickoff return yards	3-47	0-0
Fumbles-lost	1-0	0-0
Penalties-yards	3-20	3-20
Field goals made-att	0-0	3-4
Time of possession	24:04	35:56

RUSHING									
TITANS	Att	Yds	Lg	TD	JETS	Att	Yds	Lg	TD
D. McCluster	4	12	8	0	C. Ivory	22	101	32	0
A. Andrews	4	8	4	0	B. Powell	3	36	24	0
M. Mariota	3	3	3	0	S. Ridley	6	23	11	0
D. Cobb	2	1	3	0	R. Fitzpatrick	3	23	19	0
Total	13	24	8	0	Total	34	183	32	0

PASSING									
TITANS	Att	Com	Yd	TD-I	JETS	Att	Com	Yd	TD-I
M. Mariota	39	21	274	0-1	R. Fitzpatrick	36	21	263	3-0
A. Andrews	1	1	41	1-0					
TOTALS	40	22	315	1-1	TOTALS	36	21	263	3-0

RECEIVING									
TITANS	Rec	Yds	Lg	TD	JETS	Rec	Yds	Lg	TD
D. Walker	7	71	16	0	E. Decker	7	74	20	1
D. McCluster	4	38	28	0	B. Marshall	6	125	69	1
H. Douglas	3	65	51	0	B. Powell	5	46	16	1
D. Green-Beckham	3	53	27	0	Q. Enunwa	1	10	10	0
A. Turzilli	2	25	18	0	C. Ivory	1	6	6	0
M. Mariota	1	41	41	1	T. Bohanon	1	2	2	0
P. Supernaw	1	16	16	0					
A. Andrews	1	6	6	0					
Total	22	315	51	1	Total	21	263	69	3

INDIVIDUAL DEFENSE

(Titans - Coaching Stats; Opponents - Press Box Stats)

TITANS – Leading Tacklers: J. Casey 8-5-3, W. Woodyard 8-5-3, B. Webb 8-7-1. **Sacks:** K. Klug 1. **Int:** None. **FF:** None. **FR:** None.
JETS– Leading Tacklers: B. Skrine 8-7-1, M. Gilchrist 6-6-0. **Sacks:** M. Wilkerson 3, D. Davis 1, L. Williams 1. **Int:** B. Skrine 1. **FF:** M. Wilkerson 1. **FR:** None.

GAME 14 – Titans 16, Patriots 33 Sunday, Dec. 20, 2015 • 1:00 EST • Gillette Stadium

The Titans fell to 3-11 as they dropped a 33-16 decision to the New England Patriots at Gillette Stadium. After falling behind 14-0 early in the second quarter, rookie quarterback Marcus Mariota injured his right knee as he was sacked by Patriots linebacker Jamie Collins and did not return to the game. Zach Mettenberger replaced Mariota in the contest and finished 20-of-28 passing for 242 yards with two touchdowns and two interceptions. Tight end Delanie Walker caught both of Mettenberger's touchdown passes, including a 57-yard touchdown reception in the fourth quarter. In doing so, Walker broke his own franchise record for the most receiving yards in a season by a tight end. The 57-yard score marked the fourth-longest reception of his career. Rookie wide receiver Dorial Green-Beckham led the Titans offense with six receptions for 113 yards while running back Antonio Andrews rushed for a team-high 45 yards on 14 carries. Defensively, Avery Williamson led Tennessee with 15 tackles in the matchup.

Tennessee 0 3 7 6 16
New England 7 17 3 6 33

TEAM	SCORING PLAY	
Patriots	R.Gronkowski 5 yd. pass from T. Brady (S. Gostkowski kick)	1-7:10
Patriots	A. Hicks fumble recovery in end zone (S. Gostkowski kick)	2-13:48
Titans	R. Succop 49 yd. Field Goal	2-9:44
Patriots	J.White 30 yd. pass from T.Brady (S.Gostkowski kick)	2-9:23
Patriots	S.Gostkowski 43 yd. Field Goal	2-1:44
Titans	D.Walker 7 yd. pass from Z.Mettenberger (R.Succop kick)	3-10:05
Patriots	S.Gostkowski 38 yd. Field Goal	3-5:09
Titans	D.Walker 57 yd. pass from Z.Mettenberger (kick failed, wr)	4-6:52
Patriots	S.Gostkowski 42 yd. Field Goal	4-3:30
Patriots	S.Gostkowski 32 yd. Field Goal	4-1:06

Missed FG: S. Gostkowski 48WR
Attendance: 66,829 **Time of Game:** 3:06
Weather: 40° F, wind from W 12 mph

	Titans	Patriots
First downs	15	17
3rd-down conversion-att	3-12	7-16
4th-down conversion-att	0-1	0-0
Total yards	282	346
Rushing yards	59	93
Passing yards	223	253
Passes-comp.-Int.	34-23-2	35-23-0
Sacked-yards	5/51	2/14
Punts-avg.	5-54.4	4-45.5
Punt return yards	2-24	4-36
Kickoff return yards	2-24	1-75
Fumbles-lost	2-1	1-1
Penalties-yards	3-29	5-35
Field goals made-att	1-1	4-5
Time of possession	30:23	29:37

RUSHING									
TITANS	Att	Yds	Lg	TD	PATRIOTS	Att	Yds	Lg	TD
A. Andrews	14	45	8	0	J. Iosefa	14	51	15	0
D. Cobb	4	9	4	0	B. Bolden	10	36	10	0
Z. Mettenberger	2	5	5	0	J. White	1	6	6	0
J. Fowler	1	0	0	0	B. LaFell	1	0	0	0
Total	21	59	8	0	Total	26	93	15	0

PASSING									
TITANS	Att	Com	Yd	TD-I	PATRIOTS	Att	Com	Yd	TD-I
Z. Mettenberger	28	20	242	2-2	T. Brady	35	23	267	2-0
M. Mariota	6	3	32	0-0					
TOTALS	34	23	274	2-2	TOTALS	35	23	267	2-0

RECEIVING									
TITANS	Rec	Yds	Lg	TD	PATRIOTS	Rec	Yds	Lg	TD
D. Green-Beckham	6	113	30	0	J. White	7	71	30	1
A. Andrews	5	25	9	0	R. Gronkowski	5	54	15	1
B. Sankey	3	23	15	0	B. LaFell	4	88	31	0
A. Fasano	3	21	8	0	K. Martin	3	26	11	0
D. Walker	2	64	57	2	B. Bolden	2	18	12	0
H. Douglas	2	15	10	0	M. Williams	1	7	7	0
J. Fowler	1	8	8	0	D. Amendola	1	3	3	0
C. Stevens	1	5	5	0					
Total	23	274	57	2	Total	23	267	31	2

INDIVIDUAL DEFENSE

(Titans - Coaching Stats; Opponents - Press Box Stats)

TITANS – Leading Tacklers: A. Williamson 15-9-6, W. Woodyard 12-5-7. **Sacks:** J. Casey 1, K. Klug 0.5, A. Blackson 0.5. **Int:** None. **FF:** None. **FR:** None.
PATRIOTS– Leading Tacklers: J. Collins 8-4-4, P. Chung 7-5-2. **Sacks:** C. Jones 2, J. Collins 1, J. Sheard 1, A. Hicks 1. **Int:** M. Butler 1, J. Collins 1. **FF:** C. Jones 1. **FR:** A. Hicks 1.

2015 TITANS GAME-BY-GAME SUMMARIES

GAME 15 – Texans 34, Titans 6 Sunday, Dec. 27, 2015 • 12:00 CST • Nissan Stadium

The Titans fell to the Houston Texans 34-6 in the 2015 home finale at Nissan Stadium. Houston took an early lead and went on to score 34 unanswered points, holding the Titans scoreless until late in the fourth quarter. Tennessee's lone score of the game came in the final stanza on fourth-and-goal from the one-yard line when backup quarterback Zach Mettenberger found rookie wide receiver Tre McBride in the end zone. The one-yard reception marked the first touchdown of McBride's NFL career. Mettenberger, starting in place of an injured Marcus Mariota, finished the contest 27-of-51 for 234 yards. Tight end Delanie Walker led the Titans' offense with nine receptions for 59 yards, marking the third highest single-game reception total of his NFL career. Wide receiver Kendall Wright also reached a career milestone as he caught his 250th NFL pass before leaving the game with a knee injury in the first quarter. On the defensive side of the ball, safety Michael Griffin totaled a team-high 11 tackles while J.R. Tavai recorded the Titans' lone sack on Houston quarterback Brandon Weeden. The sack was the first of the rookie linebacker's NFL career.

Houston10	7	17	0	34
Tennessee0	0	0	6	6

TEAM	SCORING PLAY	
Texans	Q.Demps 33 yd. fumble return (N.Novak kick)	1-13:01
Texans	N.Novak 22 yd. Field Goal	1-13:19
Texans	B.Weeden 7 yd. run (N.Novak kick)	2-2:32
Texans	D.Hopkins 15 yd. pass from B.Weeden (N.Novak kick)	3-11:33
Texans	N.Washington 13 yd. pass from B.Weeden (N.Novak kick)	3-6:12
Texans	N.Novak 36 yd. Field Goal	3-0:54
Titans	T.McBride 1 yd. pass from Z.Mettenberger (pass failed)	4-1:31

Missed FG: None

Attendance: 62,153 **Time of Game:** 3:03

Weather: 73° F, wind S 15 mph

	Texans				Titans			
First downs	19				13			
3rd-down conversion-att	7-16				4-16			
4th-down conversion-att	0-0				1-1			
Total yards	330				257			
Rushing yards	128				30			
Passing yards	202				227			
Passes-comp.-Int.	26-16-0				51-27-1			
Sacked-yards	1/5				1/7			
Punts-avg.	6-52.3				9-47.4			
Punt return yards	4-37				5-32			
Kickoff return yards	0-0				1-21			
Fumbles-lost	1-1				3-3			
Penalties-yards	4-28				4-43			
Field goals made-att	2-2				0-0			
Time of possession	36:13				23:47			

RUSHING									
TEXANS	Att	Yds	Lg	TD	TITANS	Att	Yds	Lg	TD
A.Blue	15	45	7	0	D.Cobb	7	18	9	0
C.Polk	11	38	17	0	B.Sankey	2	11	7	0
J.Grimes	6	25	5	0	A.Andrews	2	1	1	0
B.Weeden	2	11	7	1					
B.Daniels	6	6	6	0					
A.Hunt	2	3	3	0					
Total	42	128	17	1	Total	11	30	9	0

PASSING									
TEXANS	Att	Com	Yd	TD-I	TITANS	Att	Com	Yd	TD-I
B.Weeden	24	15	200	2-0	Z.Mettenberger	51	27	234	1-1
B.Daniels	2	1	7	0-0					
TOTALS	26	16	207	2-0	TOTALS	51	27	234	1-1

RECEIVING									
TEXANS	Rec	Yds	Lg	TD	TITANS	Rec	Yds	Lg	TD
D.Hopkins	7	117	44	1	D.Walker	9	59	21	0
N.Washington	3	42	21	1	H.Douglas	6	79	31	0
J.Strong	2	18	11	0	B.Sankey	3	43	30	0
R.Griffin	1	13	13	0	K.Wright	3	18	7	0
A.Hunt	1	6	6	0	A.Fasano	2	21	12	0
C.Fiedorowicz	1	6	6	0	T.McBride	2	8	7	1
A.Blue	1	5	5	0	C.Stevens	1	8	8	0
					D.Cobb	1	-2	-2	0
Total	16	207	44	2	Total	27	234	31	1

INDIVIDUAL DEFENSE

(Titans - Coaching Stats; Opponents - Press Box Stats)

TEXANS – Leading Tacklers: K. Jackson 5-5-0, M. Bullough 5-4-1, Q. Demps 4-4-0. **Sacks:** J. Watt 1. **Int:** E. Pleasant 1. **FF:** K. Jackson 1, J. Watt 1. **FR:** Q. Demps 1, J. Crick 1.
TITANS – Leading Tacklers: M. Griffin 11-9-2, A. Williamson 9-5-4, J. Casey 8-6-2. **Sacks:** J. Tavai 1. **Int:** None. **FF:** J. Tavai 1. **FR:** D. Bass 1.

GAME 16 – Titans 24, Colts 30 Sunday, Jan. 3, 2016 • 1:00 EST • Lucas Oil Stadium

The Titans' 2015 campaign came to an end as they dropped the final game of the season 30-24 to the Indianapolis Colts at Lucas Oil Stadium. The loss lowered Tennessee to 3-13 on the year and set the team up to own the first overall pick in the 2016 NFL Draft. Quarterback Zach Mettenberger started the game in place of an injured Marcus Mariota and went 5-of-13 for 38 yards and an interception before leaving the game in the third quarter with a forearm injury. Mettenberger was replaced by Alex Tanney who went on to complete 10 passes on 14 attempts for 99 yards and a touchdown in his first career regular season action. Tight end Delanie Walker finished the game with nine receptions for 94 yards, and with a 13-yard catch in the first quarter became the first tight-end in franchise history to reach 1,000 receiving yards in a season. Linebacker Avery Williamson led the Titans defense with 10 tackles while safety Da'Norris Searcy set up Tennessee's first touchdown drive of the game when he picked off Colts quarterback Josh Freeman at the Indianapolis 10-yard line, allowing Mettenberger to run for the five-yard touchdown.

Tennessee7	7	3	7	24
Indianapolis10	10	7	3	30

TEAM	SCORING PLAY	
Colts	A.Vinatieri 49 yd. Field Goal	1-8:57
Titans	Z.Mettenberger 5 yd. run (R.Succop kick)	1-2:21
Colts	C.Fleener 57 yd. pass from Jo.Freeman (A.Vinatieri kick)	1-0:12
Titans	D.Cobb 1 yd. run (R.Succop kick)	2-10:25
Colts	A.Vinatieri 52 yd. Field Goal	2-6:29
Colts	A.Johnson 18 yd. pass from R.Lindley (A.Vinatieri kick)	2-0:13
Colts	J.Freeman 23 yd. interception return (A.Vinatieri kick)	3-14:19
Titans	R.Succop 49 yd. Field Goal	3-7:30
Titans	D.Green-Beckham 5 yd. pass from A.Tanney (R.Succop kick)	4-11:07
Colts	A.Vinatieri 35 yd. Field Goal	4-2:25

Missed FG: None

Attendance: 65,733 **Time of Game:** 3:08

Weather: 30° F, wind W 9 mph

	Titans				Colts			
First downs	14				20			
3rd-down conversion-att	4-14				7-17			
4th-down conversion-att	1-2				0-0			
Total yards	231				327			
Rushing yards	137				127			
Passing yards	94				200			
Passes-comp.-Int.	27-15-1				38-21-1			
Sacked-yards	4/43				1/7			
Punts-avg.	6-50.0				5-43.2			
Punt return yards	2-9				4-18			
Kickoff return yards	0-0				1-35			
Fumbles-lost	1-0				0-0			
Penalties-yards	6-60				6-71			
Field goals made-att	1-1				3-3			
Time of possession	26:43				33:17			

RUSHING									
TITANS	Att	Yds	Lg	TD	COLTS	Att	Yds	Lg	TD
D.Cobb	19	73	12	1	F.Gore	19	76	15	0
D.Walker	1	36	36	0	Jo.Freeman	8	24	9	0
B.Sankey	4	16	5	0	T.Williams	2	12	12	0
T.McBride	1	8	8	0	P.Dorsett	1	11	11	0
Z.Mettenberger	2	4	5	1	D.Herron	2	4	3	0
Total	27	137	36	2	Total	32	127	15	0

PASSING									
TITANS	Att	Com	Yd	TD-I	COLTS	Att	Com	Yd	TD-I
A.Tanney	14	10	99	1-0	Jo.Freeman	28	15	149	1-1
Z.Mettenberger	13	5	38	0-1	R.Lindley	10	6	58	1-0
TOTALS	27	15	137	1-1	TOTALS	38	21	207	2-1

RECEIVING									
TITANS	Rec	Yds	Lg	TD	COLTS	Rec	Yds	Lg	TD
D.Walker	9	94	29	0	C.Fleener	7	88	57	1
D.Green-Beckham	2	21	16	1	A.Johnson	4	46	18	1
H.Douglas	2	19	16	0	T.Hilton	4	44	18	0
A.Andrews	2	3	6	0	P.Dorsett	4	28	11	0
					J.Doyle	1	3	3	0
					D.Moncrief	1	-2	-2	0
Total	15	137	29	1	Total	21	207	57	2

INDIVIDUAL DEFENSE

(Titans - Coaching Stats; Opponents - Press Box Stats)

TITANS – Leading Tacklers: A. Williamson 10-8-2, Z. Brown 9-8-1, C. Sensabaugh 7-5-2, D. Bass 7-3-4. **Sacks:** D. Bass 1. **Int:** D. Searcy 1. **FF:** None. **FR:** None.
COLTS – Leading Tacklers: J. Freeman 8-6-2, D. Butler 7-4-3, D. Jackson 7-3-4. **Sacks:** D. Freeman 2, K. Langford 1, T. McGill 1. **Int:** J. Freeman 1. **FF:** None. **FR:** None.



TENNESSEE
TITANS

MISCELLANEOUS STATISTICS

TENNESSEE TITANS RECORD WHEN ...

	2015		2014		2013		2012		2011		2010		2009		2008		2007		2006		10-YR. TOTAL		
	W	L	W	L	W	L	W	L	W	L	W	L	W	L	W	L	W	L	W	L	W	L	Pct.
Overall Record	3	13	2	14	7	9	6	10	9	7	6	10	8	8	13	3	10	6	8	8	72	88	0.450
Home	1	7	1	7	3	5	4	4	5	3	3	5	5	3	7	1	5	3	4	4	38	42	0.475
Away	2	6	1	7	4	4	2	6	4	4	3	5	3	5	6	2	5	3	4	4	34	46	0.425
By Month																							
September	1	2	1	3	3	1	1	3	2	1	2	1	0	3	4	0	2	1	0	3	16	18	0.471
October	0	3	1	3	0	3	2	2	2	2	3	2	0	3	3	0	3	1	2	2	16	21	0.432
November	1	4	0	4	2	2	1	2	2	2	0	3	5	0	4	1	1	3	2	2	18	23	0.439
December	1	3	0	4	2	3	2	3	2	2	1	3	2	2	2	2	4	1	4	1	20	24	0.455
January	0	1	0	0	0	0	0	0	1	0	0	1	1	0	0	0	0	0	0	0	2	2	0.500
vs. AFC	1	11	2	10	6	6	5	7	7	5	3	9	4	8	9	3	7	5	5	7	49	71	0.408
South	1	5	1	5	2	4	1	5	3	3	2	4	2	4	4	2	4	2	4	2	24	36	0.400
East	0	4	0	1	1	0	3	1	1	0	0	1	2	2	0	1	1	0	1	3	9	13	0.409
West	0	1	1	0	2	2	0	1	1	0	1	3	0	1	1	0	2	2	0	1	8	11	0.421
North	0	1	0	4	1	0	1	0	2	2	0	1	0	1	4	0	0	1	0	1	8	11	0.421
vs. NFC	2	2	0	4	1	3	1	3	2	2	3	1	4	0	4	0	3	1	3	1	23	17	0.575
South	2	2	0	0	0	0	0	0	2	2	0	0	0	0	0	0	3	1	0	0	7	5	0.583
East	0	0	0	4	0	0	0	0	0	0	3	1	0	0	0	0	0	0	3	1	6	6	0.500
North	0	0	0	0	0	0	1	3	0	0	0	0	0	0	4	0	0	0	0	0	5	3	0.625
West	0	0	0	0	1	3	0	0	0	0	0	0	4	0	0	0	0	0	0	0	5	3	0.625
Playing Conditions																							
On grass	2	9	2	11	6	7	5	8	8	5	4	9	7	5	10	2	8	5	7	7	59	68	0.465
On synthetic grass	1	4	0	3	1	2	1	2	1	2	2	1	1	3	3	1	2	1	1	1	13	20	0.394
Outdoors	2	11	2	14	6	7	6	7	8	5	5	9	8	7	12	2	7	6	7	7	63	75	0.457
Indoors	1	2	0	0	1	2	0	3	1	2	1	1	0	1	1	1	3	0	1	1	9	13	0.409
Day	3	12	2	12	7	8	4	10	9	7	5	9	7	5	12	3	8	5	8	8	65	79	0.451
Night	0	1	0	2	0	1	2	0	0	0	1	1	1	3	1	0	2	1	0	0	7	9	0.438
Temp. 85 or higher	0	0	0	0	0	0	0	1	0	1	0	1	0	0	1	0	1	0	0	3	2	6	0.250
Temp. 32 or lower	0	0	0	1	0	1	0	1	0	0	0	1	0	0	2	0	1	0	0	0	3	4	0.429
In white jerseys	1	6	2	13	5	3	2	6	5	3	3	5	3	6	4	2	3	3	3	3	31	50	0.383
In navy jerseys	2	6	0	1	0	2	-	-	-	-	-	-	-	-	0	1	5	3	3	5	10	18	0.357
In light blue jerseys	0	1	0	0	2	4	4	4	4	4	3	5	5	2	9	0	2	0	2	0	31	20	0.608
Following a win	0	3	0	2	2	4	1	4	4	4	2	4	5	2	10	3	5	4	6	2	35	32	0.522
Following a loss	2	10	1	12	4	5	5	5	5	2	3	6	3	5	2	0	4	2	2	5	31	52	0.373
Win coin toss	2	5	2	10	4	3	3	7	6	5	4	5	5	4	5	2	8	4	5	3	44	48	0.478
Lose coin toss	1	8	0	4	3	6	3	3	3	2	2	5	3	4	8	1	2	2	3	5	28	40	0.412
Titans score on 1st drive	1	3	0	2	4	4	3	5	3	1	4	1	3	3	6	0	5	0	3	4	32	23	0.582
Opp. scores on 1st drive	1	6	1	6	3	4	5	4	1	4	0	4	3	3	3	2	2	4	2	2	21	39	0.350
Titans score first	2	5	0	5	3	4	4	4	5	2	4	2	4	2	9	1	7	1	5	4	43	30	0.589
Opponent scores first	1	8	2	9	4	5	2	6	4	5	2	8	4	6	4	2	3	5	3	4	29	58	0.333
Lead after 1 quarter	2	2	0	5	2	4	2	0	6	1	5	1	6	1	7	1	4	1	2	2	36	18	0.667
Tied after 1 quarter	0	3	1	1	1	1	2	2	1	0	1	4	1	1	3	0	4	1	2	1	16	14	0.533
Trail after 1 quarter	1	8	1	8	4	4	2	8	2	6	0	5	1	6	3	2	2	4	4	5	20	56	0.263
Lead at half	2	2	2	5	2	4	6	2	7	2	4	1	5	0	9	0	5	1	3	3	45	20	0.692
Tied at half	0	1	0	1	2	1	0	0	2	0	1	3	2	2	2	0	1	1	0	0	10	9	0.526
Trail at half	1	10	0	8	3	4	0	8	0	5	1	6	1	6	2	3	4	4	5	5	17	59	0.224

	2015		2014		2013		2012		2011		2010		2009		2008		2007		2006		10-YR. TOTAL		
	W	L	W	L	W	L	W	L	W	L	W	L	W	L	W	L	W	L	W	L	W	L	Pct.
Lead after 3 quarters	2	3	2	3	4	0	5	1	7	2	5	1	4	0	11	0	9	1	4	2	53	13	0.803
Tied after 3 quarters	0	0	0	0	1	1	0	0	0	0	0	2	4	2	1	0	1	0	0	1	7	6	0.538
Trail after 3 quarters	1	10	0	11	2	8	1	9	2	5	1	7	0	6	1	3	0	5	4	5	12	69	0.148
Outcome 7 points or less	2	6	1	4	6	5	4	3	5	4	1	4	5	3	4	1	6	3	7	4	41	37	0.526
Outcome 3 points or less	1	4	1	3	1	3	3	0	2	1	0	3	4	2	2	1	2	2	4	3	20	22	0.476
In Overtime	1	0	0	0	0	2	1	1	0	0	0	1	1	1	1	0	0	1	1	0	5	6	0.455
Score 20 or more points	3	3	1	4	5	5	5	2	8	0	6	4	7	1	10	0	6	2	8	2	59	23	0.720
Allow 20 or fewer points	1	4	2	2	6	1	3	1	8	1	5	4	6	1	12	1	9	1	5	3	57	19	0.750
Outgain opponent	3	4	1	3	5	4	3	4	5	2	4	1	5	3	8	0	8	3	4	1	46	25	0.648
Even yardage	0	0	0	0	1	0	0	0	0	0	0	0	0	0	0	0	0	0	0	0	1	0	0.000
Out-rush opponent	3	4	1	2	6	2	4	2	5	0	5	4	7	6	8	0	9	2	5	2	53	24	0.688
Out-pass opponent	2	5	1	6	3	5	1	4	5	3	1	4	5	1	7	1	3	2	2	1	30	32	0.484
+ Turnover Margin	2	1	2	1	5	1	4	1	5	0	5	1	5	1	8	1	5	1	5	2	46	10	0.821
Even turnover margin	0	5	0	3	2	1	1	3	3	4	1	2	0	1	4	1	1	0	2	0	14	20	0.412
- Turnover margin	1	7	0	10	0	7	1	6	1	3	0	7	3	6	1	1	4	5	1	6	12	58	0.171
Titans 300+ yards	3	3	1	9	6	5	3	6	9	4	5	4	8	4	9	0	5	4	5	4	54	43	0.557
Titans -300 yards	0	10	1	5	1	4	3	4	0	3	1	6	0	4	4	3	5	2	3	4	18	45	0.286
Titans 30+ rushes	2	1	1	1	5	2	3	0	4	0	4	0	7	3	11	0	9	3	5	3	51	13	0.797
Titans -30 rushes	1	12	1	13	2	7	3	10	5	7	2	10	1	5	2	3	1	3	3	5	21	75	0.219
Time of poss. 30:00 +	3	6	1	4	6	4	2	2	6	1	2	1	5	1	8	0	7	4	3	2	43	25	0.632
Time of poss. - 30:00	0	7	1	10	1	5	4	8	3	6	4	9	3	7	5	3	3	2	5	6	29	63	0.315
Have 100-yard rusher	1	0	0	0	2	0	3	2	4	0	5	3	8	4	4	0	5	1	3	3	35	13	0.729
(C. Brown)	-	-	-	-	-	-	-	-	-	-	-	-	-	-	-	-	1	0	0	0	1	0	1.000
(T. Henry)	-	-	-	-	-	-	-	-	-	-	-	-	-	-	-	-	-	-	3	3	3	3	0.500
(C. Johnson)	-	-	-	-	2	0	3	2	4	0	5	3	8	4	4	0	-	-	-	-	26	9	0.743
(M. Mariota)	1	0	-	-	-	-	-	-	-	-	-	-	-	-	-	-	-	-	-	-	1	0	1.000
(L. White)	-	-	-	-	-	-	-	-	-	-	-	-	0	0	2	0	4	1	0	0	6	1	0.857
Have 100-yard receiver	2	2	0	4	4	2	1	1	3	4	2	2	2	1	3	0	2	0	2	2	21	18	0.538
(D. Bennett)	-	-	-	-	-	-	-	-	-	-	-	-	-	-	-	-	-	-	1	2	1	2	0.333
(K. Britt)	-	-	-	-	0	0	0	1	1	1	2	0	1	1	-	-	-	-	-	-	4	3	0.571
(J. Cook)	-	-	-	-	-	-	0	0	1	1	0	0	0	0	-	-	-	-	-	-	1	1	0.500
(J. Gage)	-	-	-	-	-	-	-	-	-	-	0	0	0	0	2	0	1	0	-	-	3	0	1.000
(D. Green-Beckham)	1	1	-	-	-	-	-	-	-	-	-	-	-	-	-	-	-	-	-	-	1	1	0.500
(J. Hunter)	0	0	0	0	1	1	-	-	-	-	-	-	-	-	-	-	-	-	-	-	1	1	0.500
(C. Johnson)	-	-	-	-	0	0	0	0	0	0	0	0	1	0	0	0	-	-	-	-	1	0	1.000
(B. Jones)	-	-	-	-	-	-	-	-	-	-	-	-	-	-	0	0	0	0	1	0	1	0	1.000
(B. Scaife)	-	-	-	-	-	-	-	-	-	-	0	0	0	0	1	0	0	0	0	0	1	0	1.000
(D. Walker)	0	1	0	2	0	0	-	-	-	-	-	-	-	-	-	-	-	-	-	-	0	3	0.000
(N. Washington)	-	-	0	1	3	0	1	0	0	2	0	2	0	0	-	-	-	-	-	-	4	5	0.444
(D. Williams)	-	-	-	-	0	0	0	0	1	0	0	0	-	-	-	-	-	-	-	-	1	0	1.000
(R. Williams)	-	-	-	-	-	-	-	-	-	-	-	-	-	-	-	-	1	0	0	0	1	0	1.000
(K. Wright)	1	0	0	1	1	1	0	0	-	-	-	-	-	-	-	-	-	-	-	-	2	2	0.500
Have 300-yard passer	1	1	0	1	1	2	1	1	3	0	0	1	1	0	0	0	0	1	0	0	7	7	0.500
(K. Collins)	-	-	-	-	-	-	-	-	-	-	0	1	0	0	0	0	0	0	0	0	0	1	0.000
(R. Fitzpatrick)	-	-	-	-	1	1	-	-	-	-	-	-	-	-	-	-	-	-	-	-	1	1	0.500
(M. Hasselbeck)	-	-	-	-	0	0	0	0	3	0	-	-	-	-	-	-	-	-	-	-	3	0	1.000
(J. Locker)	-	-	0	0	0	1	1	1	0	0	-	-	-	-	-	-	-	-	-	-	1	2	0.333
(M. Mariota)	1	1	-	-	-	-	-	-	-	-	-	-	-	-	-	-	-	-	-	-	1	1	0.500
(Z. Mettenberger)	0	0	0	1	-	-	-	-	-	-	-	-	-	-	-	-	-	-	-	-	0	1	0.000
(V. Young)	-	-	-	-	-	-	-	-	-	-	0	0	1	0	0	0	0	1	0	0	1	1	0.500
Oppon. 100-yard rusher	0	3	0	7	1	1	1	2	2	4	1	2	1	1	1	1	0	2	2	2	9	25	0.265
Oppon. 100-yard receiver	2	5	1	6	0	3	3	5	0	3	2	6	1	5	2	1	2	1	1	3	14	38	0.269
Oppon. 300-yard passer	2	1	1	3	0	1	1	1	1	2	3	5	2	5	2	0	0	1	1	2	13	21	0.382

2015 TENNESSEE TITANS SUPERLATIVES

TITANS

LONGEST RUN FROM SCRIMMAGE:	87t	by Marcus Mariota vs. Jacksonville, 12/6
LONGEST PASS COMPLETION:	61t	by Marcus Mariota to Delanie Walker at New Orleans, 11/8
LONGEST PUNT RETURN:	37	by Dexter McCluster at Houston, 11/1
LONGEST KICKOFF RETURN:	34	by Bishop Sankey vs. Miami, 10/18
LONGEST INTERCEPTION RETURN:	45	by Zach Brown vs. Indianapolis, 9/27
LONGEST PUNT:	61	Twice, last by Brett Kern at New England, 12/20
LONGEST FIELD GOAL:	51	by Ryan Succop at New Orleans, 11/8
MOST RUSHING ATTEMPTS:	19	Twice, last by David Cobb at Indianapolis, 1/3
MOST YARDS RUSHING:	112	by Marcus Mariota vs. Jacksonville, 12/6
MOST PASSES ATTEMPTED:	51	by Zach Mettenberger vs. Houston, 12/27
MOST YARDS PASSING:	371	by Marcus Mariota at New Orleans, 11/8
MOST PASSES CAUGHT:	9	Twice, last by Delanie Walker at Indianapolis, 1/3
MOST YARDS ON RECEPTIONS:	119	by Dorial Green-Beckham vs. Jacksonville, 12/6
MOST TOUCHDOWN PASSES:	4	Twice, last by Marcus Mariota at New Orleans, 11/8
MOST INTERCEPTIONS THROWN:	2	Five times, last by Zach Mettenberger at New England, 12/20
MOST RUSHING TOUCHDOWNS:	1	10 times, last by David Cobb at Indianapolis, 1/3
MOST TOUCHDOWN RECEPTIONS:	2	Twice, last by Delanie Walker at New England, 12/20

OPPONENTS

LONGEST RUN FROM SCRIMMAGE:	32	by Chris Ivory at N.Y. Jets, 12/13
LONGEST PASS COMPLETION:	69t	by Ryan Fitzpatrick to Brandon Marshall at N.Y. Jets, 12/13
LONGEST PUNT RETURN:	78t	by Travis Benjamin at Cleveland, 9/20
LONGEST KICKOFF RETURN:	75	by Keshawn Martin at New England, 12/20
LONGEST INTERCEPTION RETURN:	69t	by Dwight Lowery vs. Indianapolis, 9/27
LONGEST PUNT:	65	by Colton Schmidt vs. Buffalo, 10/11
LONGEST FIELD GOAL:	52	by Adam Vinatieri at Indianapolis, 1/3
MOST RUSHING ATTEMPTS:	25	by Devonta Freeman vs. Atlanta, 10/25
MOST YARDS RUSHING:	116	by Devonta Freeman vs. Atlanta, 10/25
MOST PASSES ATTEMPTED:	39	by Drew Brees at New Orleans, 11/8
MOST YARDS PASSING:	387	by Drew Brees at New Orleans, 11/8
MOST PASSES CAUGHT:	10	by Allen Robinson vs. Jacksonville, 12/6
MOST YARDS ON RECEPTIONS:	153	by Allen Robinson vs. Jacksonville, 12/6
MOST TOUCHDOWN PASSES:	5	by Blake Bortles vs. Jacksonville, 12/6
MOST INTERCEPTIONS THROWN:	2	Four times, last by Matt Ryan vs. Atlanta, 10/25
MOST RUSHING TOUCHDOWNS:	2	by Frank Gore vs. Indianapolis, 9/27
MOST TOUCHDOWN RECEPTIONS:	3	by Allen Robinson vs. Jacksonville, 12/6

TITANS HIGHS AND LOWS

	<u>HIGH</u>		<u>LOW</u>	
POINTS:	42	Twice, last vs. Jax., 12/6	6	Twice, last vs. Houston, 12/27
FIRST DOWNS:	28	vs. Indianapolis, 9/27	11	vs. Carolina, 11/15
NET RUSHING YARDS:	210	vs. Jacksonville, 12/6	24	at N.Y. Jets, 12/13
NET PASSING YARDS:	371	at New Orleans, 11/8	94	at Indianapolis, 1/3
TOTAL OFFENSE:	483	at New Orleans, 11/8	211	at Houston, 11/1
TOTAL PLAYS:	74	Twice, last vs. Indianapolis, 9/27	46	vs. Carolina, 11/15
RUSHING ATTEMPTS:	35	vs. Jacksonville, 12/6	11	vs. Houston, 12/27
PASSING ATTEMPTS:	51	vs. Houston, 12/27	15	at Tampa Bay, 9/13
PASSES COMPLETED:	28	at New Orleans, 11/8	13	at Tampa Bay, 9/13
PASSES HAD INT.:	2	Five times, last at NE, 12/20	0	Four times, last at Jacksonville, 11/19
FUMBLES LOST:	3	Twice, last vs. Houston, 12/27	0	Six times, last at Indianapolis, 1/3
NUMBER OF PENALTIES:	9	Three times, last at NO, 11/8	3	Twice, last at New England, 12/20
YARDS PENALIZED:	85	at Cleveland, 9/20	20	at N.Y. Jets, 12/13
TIME OF POSSESSION:	35:31	vs. Buffalo, 10/11	23:47	vs. Houston, 12/27

OPPONENT HIGHS AND LOWS

	<u>HIGH</u>		<u>LOW</u>	
POINTS:	39	vs. Jacksonville, 12/6	10	vs. Atlanta, 10/25
FIRST DOWNS:	29	at New Orleans, 11/8	13	Twice, last vs. Buffalo, 10/11
NET RUSHING YARDS:	183	at N.Y. Jets, 12/13	56	at Houston, 11/1
NET PASSING YARDS:	357	at New Orleans, 11/8	82	vs. Buffalo, 10/11
TOTAL OFFENSE:	439	at N.Y. Jets, 12/13	209	vs. Buffalo, 10/11
TOTAL PLAYS:	71	Twice, last at Indianapolis, 1/3	47	at Cleveland, 9/20
RUSHING ATTEMPTS:	42	vs. Houston, 12/27	21	vs. Jacksonville, 12/6
PASSING ATTEMPTS:	39	at New Orleans, 11/8	15	at Cleveland, 9/20
PASSES COMPLETED:	28	at New Orleans, 11/8	8	at Cleveland, 9/20
PASSES HAD INT.:	2	Four times, last vs. Atlanta, 10/25	0	Nine times, last vs. Houston, 12/27
FUMBLES LOST:	2	vs. Oakland, 11/29	0	Nine times, last at Indianapolis, 1/3
NUMBER OF PENALTIES:	12	at Tampa Bay, 9/13	3	at N.Y. Jets, 12/13
YARDS PENALIZED:	97	Twice, last vs. Miami, 10/18	20	at N.Y. Jets, 12/13
TIME OF POSSESSION:	36:13	vs. Houston, 12/27	24:29	vs. Buffalo, 10/11

BIG PLAYS (30 OR MORE YARDS FROM SCRIMMAGE)

TITANS BIG PLAYS

1. 52 -yard touchdown pass from Marcus Mariota to Kendall Wright at Tampa Bay, 9/13
2. 44 -yard run by Dexter McCluster at Cleveland, 9/20
3. 33 -yard pass from Marcus Mariota to Anthony Fasano at Cleveland, 9/20
4. 35 -yard pass from Marcus Mariota to Dexter McCluster vs. Indianapolis, 9/27
5. 32 -yard pass from Marcus Mariota to Dorial Green-Beckham vs. Miami, 10/18
6. 61 -yard touchdown pass from Marcus Mariota to Delanie Walker at New Orleans, 11/8
7. 38 -yard run by Antonio Andrews at New Orleans, 11/8
8. 30 -yard pass from Marcus Mariota to Harry Douglas at New Orleans, 11/8
9. 36 -yard pass from Marcus Mariota to Delanie Walker vs. Oakland, 11/29
10. 47 -yard touchdown pass from Marcus Mariota to Dorial Green-Beckham vs. Jacksonville, 12/6
11. 87 -yard touchdown run by Marcus Mariota vs. Jacksonville, 12/6
12. 41 -yard touchdown pass from Antonio Andrews to Marcus Mariota at N.Y. Jets, 12/13
13. 51 -yard pass from Marcus Mariota to Harry Douglas at N.Y. Jets, 12/13
14. 30 -yard pass from Zach Mettenberger to Dorial Green-Beckham at New England, 12/20
15. 57 -yard touchdown pass from Zach Mettenberger to Delanie Walker at New England, 12/20
16. 31 -yard pass from Zach Mettenberger to Harry Douglas vs. Houston, 12/27
17. 30 -yard pass from Zach Mettenberger to Bishop Sankey vs. Houston, 12/27
18. 36 -yard run by Delanie Walker at Indianapolis, 1/3

OPPONENTS BIG PLAYS

1. 41 -yard touchdown pass from Jameis Winston to Austin Seferian-Jenkins at Tampa Bay, 9/13
2. 35 -yard pass from Jameis Winston to Austin Seferian-Jenkins at Tampa Bay, 9/13
3. 60 -yard touchdown pass from Johnny Manziel to Travis Benjamin at Cleveland, 9/20
4. 50 -yard touchdown pass from Johnny Manziel to Travis Benjamin at Cleveland, 9/20
5. 48 -yard pass from Andrew Luck to T.Y. Hilton vs. Indianapolis, 9/27
6. 35 -yard touchdown pass from Andrew Luck to Phillip Dorsett vs. Indianapolis, 9/27
7. 46 -yard pass from Tyrod Taylor to Chris Hogan vs. Buffalo, 10/11
8. 38 -yard pass from Ryan Tannehill to Kenny Stills vs. Miami, 10/18
9. 42 -yard touchdown pass from Brian Hoyer to Nate Washington at Houston, 11/1
10. 30 -yard pass from Drew Brees to Brandon Coleman at New Orleans, 11/8
11. 38 -yard touchdown pass from Drew Brees to Brandin Cooks at New Orleans, 11/8
12. 32 -yard pass from Drew Brees to Willie Snead at New Orleans, 11/8
13. 31 -yard pass from Blake Bortles to Bryan Walters at Jacksonville, 11/19
14. 38 -yard pass from Blake Bortles to Allen Robinson at Jacksonville, 11/19
15. 38 -yard pass from Derek Carr to Seth Roberts vs. Oakland, 11/29
16. 30 -yard pass from Derek Carr to Amari Cooper vs. Oakland, 11/29
17. 41 -yard pass from Derek Carr to Amari Cooper vs. Oakland, 11/29
18. 31 -yard pass from Derek Carr to Seth Roberts vs. Oakland, 11/29
19. 31 -yard pass from Blake Bortles to Allen Robinson vs. Jacksonville, 12/6
20. 44 -yard pass from Blake Bortles to Allen Robinson vs. Jacksonville, 12/6
21. 67 -yard pass from Blake Bortles to T.J. Yeldon vs. Jacksonville, 12/6
22. 32 -yard run by Chris Ivory at N.Y. Jets, 12/13
23. 69 -yard touchdown pass from Ryan Fitzpatrick to Brandon Marshall at N.Y. Jets, 12/13
24. 30 -yard touchdown pass from Tom Brady to James White at New England, 12/20
25. 31 -yard pass from Tom Brady to Brandon LaFell at New England, 12/20
26. 44 -yard pass from Brandon Weeden to DeAndre Hopkins vs. Houston, 12/27
27. 57 -yard touchdown pass from Josh Freeman to Coby Fleener at Indianapolis, 1/3

LONGEST 2015 SCORING DRIVES

Most Plays:	Titans	15	at Cleveland, 9/20, 77 yards, 8:07, TD
	Opponent	16	vs. Oakland, 11/29, 90 yards, 8:10, FG
Most Yards:	Titans	90	vs. Jacksonville, 12/6, 10 plays, 6:11, TD
		90	vs. Jacksonville, 12/6, 3 plays, 1:39, TD
	Opponent	98	vs. Indianapolis, 9/27, 12 plays, 5:31, TD
Most Time:	Titans	8:07	at Cleveland, 9/20, 15 plays, 77 yards, TD
	Opponent	8:10	vs. Oakland, 11/29, 16 plays, 90 yards, FG

TURNOVER ANALYSIS

PLUS-MINUS TURNOVER RATIO

	Takeaways	Turnovers	Ratio
1 st Half	10	13	-3
1 st quarter	3	4	-1
2 nd quarter	7	9	-2
2 nd Half	9	20	-11
3 rd quarter	5	5	0
4 th quarter	4	15	-11
Overtime	0	0	0
Totals	19	33	-14

GAME-BY-GAME TURNOVER RATIO

Date	Opponent	Takeaways	Turnovers	Ratio	Result
9/13	at Tampa Bay	2	1	+1	W
9/20	at Cleveland	0	3	-3	L
9/27	vs. Indianapolis	2	2	0	L
10/11	vs. Buffalo	1	1	0	L
10/18	vs. Miami	2	4	-2	L
10/25	vs. Atlanta	2	2	0	L
11/1	at Houston	0	3	-3	L
11/8	at New Orleans	2	1	+1	W
11/15	vs. Carolina	0	2	-2	L
11/19	at Jacksonville	2	1	+1	L
11/29	vs. Oakland	2	2	0	L
12/6	vs. Jacksonville	1	2	-1	W
12/13	at N.Y. Jets	0	1	-1	L
12/20	at New England	1	3	-2	L
12/27	vs. Houston	1	4	-3	L
1/3	at Indianapolis	1	1	0	L

FUMBLES

Player	Fumbles	Lost
Marcus Mariota	10	6
Zach Mettenberger	4	2
Dexter McCluster	2	2
Terrance West	2	2
Harry Douglas	2	1
Bishop Sankey	2	1
Antonio Andrews	1	1
Phillip Supernaw	1	1
Andy Gallik	1	0
TOTALS	25	16
OPPONENTS	16	8

INACTIVE PLAYERS

Date	Opponent	Inactive Players
9/13	at Tampa Bay	Andrews, Coffman, Hill, McCourty, Pitoitua, Spain, Whitehurst
9/20	at Cleveland	Andrews, Hill, McCourty, Riggs, Spain, Walker, Whitehurst
9/27	vs. Indianapolis	Coffman, Hill, McCourty, Riggs, Warmack, West, Whitehurst
10/11	vs. Buffalo	Coffman, Hill, Martin, Riggs, Warmack, West, Whitehurst
10/18	vs. Miami	Coffman, Hill, Pitoitua, Spain, West, Whitehurst, Williamson
10/25	vs. Atlanta	Cox, Douglas, Griffin, Hill, Mariota, Spain, West
11/1	at Houston	Cox, Douglas, Mariota, Martin, Pitoitua, Spain, West
11/8	at New Orleans	Martin, McCourty, Pitoitua, Spain, Whitehurst, Wreh-Wilson, Wright
11/15	vs. Carolina	Cobb, Cox, Martin, McCourty, Pitoitua, Spain, Wright
11/19	at Jacksonville	Martin, Sankey, Spain, Turzilli, Woods, Wreh-Wilson, Wright
11/29	vs. Oakland	Martin, McCluster, Morgan, Poutasi, Riggs, Turzilli, Woods
12/6	vs. Jacksonville	Martin, McCluster, Meredith, Morgan, Pitoitua, Riggs, Turzilli
12/13	at N.Y. Jets	Martin, Meredith, Morgan, Pitoitua, Sankey, Wreh-Wilson, Wright
12/20	at New England	D. Johnson, Martin, Meredith, Pitoitua, Searcy, Wreh-Wilson, Wright
12/27	vs. Houston	Aubrey, D. Johnson, Mariota, Pitoitua, Poutasi, Turzilli, Wreh-Wilson
1/3	at Indianapolis	Aubrey, D. Johnson, Lewan, Mariota, Pitoitua, Wreh-Wilson, Wright

DRIVE ENGINEERING TITANS

QB	Game	Drives Started	Drives Ended By . . .									Points	Points/	Drive
			TD	FG	FGA	PNT	DWN	TRN	SAF	GM	HLF	Yield	Drive	Eff.
Mariota	9/13 at TB	7	5	0	0	2	0	0	0	0	0	35	5.0	71.4%
	9/20 at CLE	12	2	0	0	6	0	3	0	0	1	14	1.2	16.7%
	9/27 IND	13	4	2	2	5	0	2	0	0	0	33	2.5	46.2%
	10/11 BUF	11	1	2	2	6	0	1	0	0	1	13	1.2	27.3%
	10/18 MIA	11	1	1	1	3	1	4	0	0	1	10	0.9	18.2%
	10/25 ATL	-	-	-	-	-	-	-	-	-	-	-	-	-
	11/1 at HOU	-	-	-	-	-	-	-	-	-	-	-	-	-
	11/8 at NO	13	4	2	3	5	0	1	0	0	0	34	2.6	46.2%
	11/15 CAR	10	1	1	1	5	0	2	0	0	1	10	1.0	20.0%
	11/19 at JAX	12	1	2	3	5	0	1	0	1	1	13	1.1	25.0%
	11/29 OAK	12	3	0	0	6	1	2	0	0	0	21	1.8	25.0%
	12/6 JAX	11	5	0	0	3	0	2	0	1	0	35	3.2	45.5%
	12/13 at NYJ	11	1	0	0	6	2	1	0	0	1	8	0.7	9.1%
	12/20 at NE	5	0	1	1	3	0	1	0	0	0	3	0.6	20.0%
	12/27 HOU	-	-	-	-	-	-	-	-	-	-	-	-	-
	1/3 at IND	-	-	-	-	-	-	-	-	-	-	-	-	-
MARIOTA TOTALS		128	28	11	13	55	4	20	0	2	6	229	1.8	30.5%
Mettenberger	9/13 at TB	3	0	0	0	2	0	1	0	0	0	0	0.0	0.0%
	10/18 MIA	1	0	0	0	0	0	0	0	1	0	0	0.0	0.0%
	10/25 ATL	11	1	0	0	7	1	2	0	0	0	7	0.6	9.1%
	11/1 at HOU	14	0	2	2	7	1	3	0	1	0	6	0.4	14.3%
	12/20 at NE	9	2	0	0	2	1	2	0	1	1	13	1.4	22.2%
	12/27 HOU	13	1	0	0	9	0	3	0	0	0	6	0.5	7.7%
	1/3 at IND	8	2	0	0	4	0	1	0	0	1	14	1.8	25.0%
METTENBERGER TOTALS		59	6	2	2	31	3	12	0	3	2	46	0.8	13.6%
Tanney	1/3 at IND	5	1	1	1	2	1	0	0	0	0	10	2.0	40.0%
TANNEY TOTALS		5	1	1	1	2	1	0	0	0	0	10	2.0	40.0%
TEAM TOTALS		192	35	14	16	88	8	32	0	5	8	285	1.5	25.5%

OPPONENTS

QB	Game	Drives Started	Drives Ended By . . .									Points	Points/	Drive
			TD	FG	FGA	PNT	DWN	TRN	SAF	GM	HLF	Yield	Drive	Eff.
Winston	9/13 at TB	12	2	0	0	4	2	2	0	1	1	14	1.2	16.7%
Manziel	9/20 at CLE	11	3	0	0	6	1	0	0	1	0	21	1.9	27.3%
Luck	9/27 IND	13	4	0	0	5	0	2	0	1	1	28	2.2	30.8%
Taylor	10/11 BUF	10	2	0	0	7	0	0	0	1	0	14	1.4	20.0%
Tannehill	10/18 MIA	10	4	1	1	3	0	2	0	0	0	31	3.1	50.0%
	10/25 ATL	12	1	1	2	4	1	2	0	1	1	10	0.8	16.7%
	11/1 at HOU	14	2	2	2	8	1	0	0	0	1	20	1.4	28.6%
	11/8 at NO	12	4	0	1	4	0	1	0	0	2	28	2.3	33.3%
Newton	11/15 CAR	10	3	2	2	4	0	0	0	1	0	27	2.7	50.0%
Bortles	11/19 at JAX	11	1	4	4	4	0	2	0	0	0	19	1.7	45.5%
Carr	11/29 OAK	13	3	1	1	4	1	2	0	1	1	24	1.8	30.8%
Bortles	12/6 JAX	12	6	0	0	3	1	1	0	0	1	39	3.3	50.0%
Fitzpatrick	12/13 at NYJ	10	3	3	4	3	0	0	0	0	0	30	3.0	60.0%
Brady	12/20 at NE	11	2	4	5	4	0	0	0	0	0	26	2.4	54.5%
Weeden/Daniels	12/27 HOU	14	3	2	2	6	0	1	0	1	1	27	1.9	35.7%
Freeman/Lindley	1/3 at IND	12	2	3	3	5	0	1	0	1	0	23	1.9	41.7%
OPPONENTS TOTALS		187	45	23	27	74	7	16	0	9	9	381	2.0	36.4%

THIRD DOWN EFFICIENCY

TITANS

Game	THIRD DOWN AND ...												TOTAL		PCT.
	1	2	3	4	5	6	7	8	9	10+					
Made	Att.	Made	Att.	Made	Att.	Made	Att.	Made	Att.	Made	Att.	Made	Att.	Made	Att.
9/13 at TB	1	1	0	0	0	0	1	3	0	0	1	1	0	0	44.4
9/20 at CLE	2	3	0	1	1	2	0	0	0	0	1	2	2	2	43.8
9/27 IND	1	1	0	2	0	1	0	1	0	0	1	0	0	1	30.8
10/11 BUF	0	0	0	1	0	1	3	3	0	1	0	0	1	1	38.5
10/18 MIA	0	0	0	1	0	3	0	0	0	1	0	0	1	1	20.0
10/25 ATL	0	1	0	0	1	1	0	1	0	0	0	0	0	1	11.1
11/1 at HOU	1	1	0	1	0	1	0	0	0	1	0	0	0	2	8.3
11/8 at NO	1	2	1	2	1	2	0	0	0	1	2	2	0	0	38.5
11/15 CAR	0	1	0	1	0	0	1	1	3	3	0	0	0	0	41.7
11/19 at JAX	0	0	0	1	0	0	1	2	0	0	1	1	1	2	38.5
11/29 OAK	1	2	0	1	0	0	0	1	0	0	0	0	0	2	25.0
12/6 JAX	1	2	0	0	0	1	0	0	1	1	0	0	3	4	61.5
12/13 at NYJ	1	1	0	0	0	1	0	2	1	2	0	0	0	2	21.4
12/20 at NE	0	1	1	2	0	1	0	0	1	1	0	0	1	1	25.0
12/27 HOU	0	2	1	1	1	2	1	1	0	1	0	1	0	0	25.0
1/3 at IND	1	4	0	0	0	1	1	1	0	0	0	1	1	4	28.6
TOTALS	10	22	3	14	4	17	8	16	6	13	5	10	8	17	31.8

	Made	Att.	Pct.
Titans third down and 1 - 4:	25	69	36.2
Titans third down and 5 - 9:	23	65	35.4
Titans third down and 10+ :	16	67	23.9

OPPONENTS

Game	THIRD DOWN AND ...												TOTAL		PCT.
	1	2	3	4	5	6	7	8	9	10+					
Made	Att.	Made	Att.	Made	Att.	Made	Att.	Made	Att.	Made	Att.	Made	Att.	Made	Att.
9/13 at TB	1	1	0	2	0	1	0	0	1	1	0	0	1	6	21.4
9/20 at CLE	2	3	0	0	0	0	0	0	1	2	0	2	0	0	36.4
9/27 IND	2	2	0	1	0	1	0	1	0	0	0	1	0	0	36.4
10/11 BUF	0	0	2	2	0	1	1	2	0	2	0	0	0	0	33.3
10/18 MIA	2	2	0	1	1	1	0	0	0	0	0	0	1	3	55.6
10/25 ATL	1	2	0	2	1	2	0	0	1	1	1	2	0	2	35.7
11/1 at HOU	0	0	1	1	1	2	0	1	1	2	1	1	0	2	26.7
11/8 at NO	0	1	0	0	0	0	0	0	1	1	3	4	1	2	54.5
11/15 CAR	4	5	1	1	0	0	1	1	0	0	0	0	1	3	53.8
11/19 at JAX	0	2	0	1	0	1	0	2	3	4	1	1	0	0	30.8
11/29 OAK	1	1	1	2	1	2	1	2	2	2	0	0	0	2	53.3
12/6 JAX	5	5	0	0	1	1	1	2	1	3	1	2	1	1	71.4
12/13 at NYJ	1	1	0	0	1	1	0	0	0	1	0	0	1	2	46.7
12/20 at NE	2	3	0	0	2	2	0	1	1	1	0	1	1	2	43.8
12/27 HOU	1	1	0	1	0	0	2	2	1	1	1	2	1	3	43.8
1/3 at IND	1	2	1	1	1	1	2	2	0	2	1	1	0	0	41.2
TOTALS	23	31	6	15	9	16	8	16	12	22	9	17	6	19	42.6

	Made	Att.	Pct.
Opponents third down and 1 - 4:	46	78	59.0
Opponents third down and 5 - 9:	35	90	38.9
Opponents third down and 10+ :	11	48	22.9

INSIDE THE 20 EFFICIENCY

Game	Results	Total Succ. / Att.	TD	FG	FGA	Int	Fum	Dwn	Gm	Hlf	Punt	Total Points	Scoring Eff.	TD Eff.
9/13 at TB	Titans: 7 7 7 7 Opponents: 7 Dwn	4 / 4 1 / 2	4 1	0 0	0 0	0 0	0 0	0 1	0 0	0 0	0 0	28 7	100.0% 50.0%	100.0% 50.0%
9/20 at CLE	Titans: 7 7 Fum Opponents: 7 Dwn	2 / 3 1 / 2	2 1	0 0	0 0	0 0	1 0	0 1	0 0	0 0	0 0	14 7	66.7% 50.0%	66.7% 50.0%
9/27 IND	Titans: 3 7 7 7 3 7 Opponents: 7 7 7	6 / 6 3 / 3	4 3	2 0	2 0	0 0	0 0	0 0	0 0	0 0	0 0	34 21	100.0% 100.0%	66.7% 100.0%
10/11 BUF	Titans: 3 7 Opponents: 7	2 / 2 1 / 1	1 1	1 0	1 0	0 0	0 0	0 0	0 0	0 0	0 0	10 7	100.0% 100.0%	50.0% 100.0%
10/18 MIA	Titans: 3 7 Gm Opponents: 3 7 7 7	2 / 3 4 / 4	1 3	1 1	1 1	0 0	0 0	0 0	1 0	0 0	0 0	10 24	66.7% 100.0%	33.3% 75.0%
10/25 ATL	Titans: 7 Int Opponents: 3 7 Int	1 / 2 2 / 3	1 1	0 1	0 1	1 1	0 0	0 0	0 0	0 0	0 0	7 10	50.0% 66.7%	50.0% 33.3%
11/1 at HOU	Titans: 3 Opponents: 3	1 / 1 1 / 1	0 0	1 1	1 1	0 0	0 0	0 0	0 0	0 0	0 0	3 3	100.0% 100.0%	0.0% 0.0%
11/8 at NO	Titans: 7 Fum 3 7 7 Opponents: 7 7 Int 7	4 / 5 3 / 4	3 3	1 0	1 0	0 1	1 0	0 0	0 0	0 0	0 0	24 21	80.0% 75.0%	60.0% 75.0%
11/15 CAR	Titans: Opponents: 7 7 3 3 7	0 / 0 5 / 5	0 3	0 2	0 2	0 0	0 0	0 0	0 0	0 0	0 0	0 27	- 100.0%	- 60.0%
11/19 at JAX	Titans: Opponents: 3 3 3 7 3	0 / 0 5 / 5	0 1	0 4	0 4	0 0	0 0	0 0	0 0	0 0	0 0	0 19	- 100.0%	- 20.0%
11/29 OAK	Titans: 7 Int 7 Opponents: 7 3 7 7	2 / 3 4 / 4	2 3	0 1	0 1	1 0	0 0	0 0	0 0	0 0	0 0	14 24	66.7% 100.0%	66.7% 75.0%
12/6 JAX	Titans: 7 7 7 Gm Opponents: 7 7 7 7 7 7	3 / 4 6 / 6	3 6	0 0	0 0	0 0	0 0	0 0	1 0	0 0	0 0	21 42	75.0% 100.0%	75.0% 100.0%
12/13 at NYJ	Titans: Dwn Opponents: 7 3 7	0 / 1 3 / 3	0 2	0 1	0 1	0 0	0 0	1 0	0 0	0 0	0 0	0 17	0.0% 100.0%	0.0% 66.7%
12/20 at NE	Titans: 7 Opponents: 7 3 3	1 / 1 3 / 3	1 1	0 2	0 2	0 0	0 0	0 0	0 0	0 0	0 0	7 13	100.0% 100.0%	100.0% 33.3%
12/27 HOU	Titans: Fum 7 Opponents: 3 7 7 7 3	1 / 2 5 / 5	1 3	0 2	0 2	0 0	1 0	0 0	0 0	0 0	0 0	7 27	50.0% 100.0%	50.0% 60.0%
1/3 at IND	Titans: 7 7 7 Opponents: 7 3	3 / 3 2 / 2	3 1	0 1	0 1	0 0	0 0	0 0	0 0	0 0	0 0	21 10	100.0% 100.0%	100.0% 50.0%
TOTALS														
Titans:		32 / 40	26	6	6	2	3	1	2	0	0	200	80.0%	65.0%
Opponents:		49 / 53	33	16	16	2	0	2	0	0	0	279	92.5%	62.3%

GOAL-TO-GO SITUATIONS

Game	Results	Total Succ. / Att.	TD	FG	FGA	Int	Fum	Dwn	Gm	Hlf	Punt	Total Points	Scoring Eff.	TD Eff.
9/13 at TB														
Titans: 7 7 7		3 / 3	3	0	0	0	0	0	0	0	0	21	100.0%	100.0%
Opponents: 7 Dwn		1 / 2	1	0	0	0	0	1	0	0	0	7	50.0%	50.0%
9/20 at CLE														
Titans:		0 / 0	0	0	0	0	0	0	0	0	0	0	-	-
Opponents:		0 / 0	0	0	0	0	0	0	0	0	0	0	-	-
9/27 IND														
Titans: 7 7 7 3 7		5 / 5	4	1	1	0	0	0	0	0	0	31	100.0%	80.0%
Opponents: 7		1 / 1	1	0	0	0	0	0	0	0	0	7	100.0%	100.0%
10/11 BUF														
Titans: 7		1 / 1	1	0	0	0	0	0	0	0	0	7	100.0%	100.0%
Opponents: 7		1 / 1	1	0	0	0	0	0	0	0	0	7	100.0%	100.0%
10/18 MIA														
Titans: 7		1 / 1	1	0	0	0	0	0	0	0	0	7	100.0%	100.0%
Opponents: 7 7		2 / 2	2	0	0	0	0	0	0	0	0	14	100.0%	100.0%
10/25 ATL														
Titans: Int		0 / 1	0	0	0	1	0	0	0	0	0	0	0.0%	0.0%
Opponents: Int		0 / 1	0	0	0	1	0	0	0	0	0	0	0.0%	0.0%
11/1 at HOU														
Titans:		0 / 0	0	0	0	0	0	0	0	0	0	0	-	-
Opponents: 3		1 / 1	0	1	1	0	0	0	0	0	0	3	100.0%	0.0%
11/8 at NO														
Titans: 7 7 7		3 / 3	3	0	0	0	0	0	0	0	0	21	100.0%	100.0%
Opponents: 7 7		2 / 2	2	0	0	0	0	0	0	0	0	14	100.0%	100.0%
11/15 CAR														
Titans:		0 / 0	0	0	0	0	0	0	0	0	0	0	-	-
Opponents: 7 3 7		3 / 3	2	1	1	0	0	0	0	0	0	17	100.0%	66.7%
11/19 at JAX														
Titans:		0 / 0	0	0	0	0	0	0	0	0	0	0	-	-
Opponents: 3 7		2 / 2	1	1	1	0	0	0	0	0	0	10	100.0%	50.0%
11/29 OAK														
Titans: 7		1 / 1	1	0	0	0	0	0	0	0	0	7	100.0%	100.0%
Opponents: 7 3		2 / 2	1	1	1	0	0	0	0	0	0	10	100.0%	50.0%
12/6 JAX														
Titans: 7 7 Gm		2 / 3	2	0	0	0	0	0	1	0	0	14	66.7%	66.7%
Opponents: 7 7 7 7 7 7		6 / 6	6	0	0	0	0	0	0	0	0	42	100.0%	100.0%
12/13 at NYJ														
Titans:		0 / 0	0	0	0	0	0	0	0	0	0	0	-	-
Opponents:		0 / 0	0	0	0	0	0	0	0	0	0	0	-	-
12/20 at NE														
Titans:		0 / 0	0	0	0	0	0	0	0	0	0	0	-	-
Opponents:		0 / 0	0	0	0	0	0	0	0	0	0	0	-	-
12/27 HOU														
Titans: Fum 7		1 / 2	1	0	0	0	1	0	0	0	0	7	50.0%	50.0%
Opponents: 7		1 / 1	1	0	0	0	0	0	0	0	0	7	100.0%	100.0%
1/3 at IND														
Titans: 7 7 7		3 / 3	3	0	0	0	0	0	0	0	0	21	100.0%	100.0%
Opponents:		0 / 0	0	0	0	0	0	0	0	0	0	0	-	-
TOTALS														
Titans:		20 / 23	19	1	1	1	1	0	1	0	0	136	87.0%	82.6%
Opponents:		22 / 24	18	4	4	1	0	1	0	0	0	138	91.7%	75.0%

TAKEAWAYS & GIVEAWAYS

TITANS TAKEAWAYS

Game	Qtr	Scrim.	Player	Turnover	Caused by	Takeaway	at	Ret. Yds.	Results	Pts.
9/13 at TB	1	TB 27	J. Winston	Interception		C. Sensabaugh	TB 26	26	Touchdown	7
9/13 at TB	2	TB 46	J. Winston	Interception		D. Mount	TB 40	8	Touchdown	7
9/27 vs. IND	3	IND 20	A. Luck	Interception		P. Cox	IND 30	27	Touchdown	7
9/27 vs. IND	3	IND 44	A. Luck	Interception		Z. Brown	TEN 42	45	Field Goal	3
10/11 vs. BUF	3	TEN 30	D. Moore	Fumble	J. Fowler	S. Johnson	BUF 39	0	Touchdown	7
10/18 vs. MIA	2	MIA 49	R. Tannehill	Interception	D. Searcy	M. Griffin	TEN 40	29	Fumble	0
10/18 vs. MIA	2	TEN 32	R. Tannehill	Interception		C. Sensabaugh	TEN 26	16	Half	0
10/25 vs. ATL	2	ATL 37	M. Ryan	Interception		D. Bass	ATL 27	8	Touchdown	7
10/25 vs. ATL	4	TEN 1	M. Ryan	Interception	M. Huff	A. Williamson	TEN -4	0	Downs	0
11/8 at NO	1	TEN 6	M. Murphy	Fumble	C. Riggs	S. Johnson	NO 42	0	Field Goal	3
11/8 at NO	3	TEN 30	D. Brees	Interception		B. Webb	TEN 0	0	Punt	0
11/19 at JAX	2	TEN 41	B. Bortles	Fumble	B. Orakpo	D. Bass	TEN 45	0	Punt	0
11/19 at JAX	4	TEN 23	B. Bortles	Interception		Z. Brown	TEN 12	0	Punt	0
11/29 vs. OAK	3	TEN 35	J. Ross	Fumble	T. McBride	D. Stafford	OAK 18	0	Interception	0
11/29 vs. OAK	4	OAK 46	D. Carr	Fumble		D. Jones	OAK 42	0	Touchdown	7
12/6 vs. JAX	4	JAX 26	S. Wisniewski	Fumble		W. Woodyard	JAX 3	3	Touchdown	7
12/20 at NE	2	TEN 19	D. Amendola	Fumble	P. Supernaw	C. Riggs	NE 26	0	Field Goal	3
12/27 vs. HOU	2	HOU 30	B. Weeden	Fumble	J. Tavai	D. Bass	HOU 25	0	Punt	0
1/3 at IND	1	IND 9	J. Freeman	Interception		D. Searcy	IND 10	5	Touchdown	7

Takeaway Season Totals:

Takeaways resulted in ...											
No.	TD	FG	FG Att.	Punt	Downs	Int.	Fum.	Saf.	Game	Half	Pts.
19	8	3	3	4	1	1	1	0	0	1	65

TITANS GIVEAWAYS

Game	Qtr	Scrim.	Player	Turnover	Caused by	Takeaway	at	Ret. Yds.	Results	Pts.
9/13 at TB	4	TB 29	T. West	Fumble	L. David	G. Johnson	TB 28	0	Touchdown	7
9/20 at CLE	1	TEN 41	T. West	Fumble	K. Dansby	J. Haden	50	0	Touchdown	7
9/20 at CLE	1	CLE 38	M. Mariota	Fumble	J. Hughes	C. Kirksey	CLE 42	0	Punt	0
9/20 at CLE	4	CLE 19	M. Mariota	Fumble	A. Bryant	R. Starks	CLE 23	0	Game	0
9/27 vs. IND	2	IND 39	M. Mariota	Interception		D. Lowery	IND 31	69	Touchdown	7
9/27 vs. IND	4	TEN 17	M. Mariota	Interception		D. Lowery	TEN 37	26	Touchdown	7
10/11 vs. BUF	4	TEN 31	M. Mariota	Interception		S. Gilmore	BUF 38	0	Game	0
10/18 vs. MIA	2	MIA 28	M. Mariota	Fumble	C. Wake	J. Jenkins	MIA 27	0	Interception	0
10/18 vs. MIA	2	MIA 24	M. Mariota	Fumble	C. Wake	J. Taylor	MIA 35	31	Touchdown	7
10/18 vs. MIA	3	TEN 27	M. Mariota	Interception		R. Jones	TEN 30	30	Touchdown	7
10/18 vs. MIA	4	MIA 27	M. Mariota	Interception		B. Grimes	MIA 3	0	Touchdown	7
10/25 vs. ATL	2	ATL 6	Z. Mettenberger	Interception		P. WorriLOW	ATL 4	11	Half	0
10/25 vs. ATL	4	ATL 42	Z. Mettenberger	Interception		R. Therezie	ATL 33	10	Game	0
11/1 at HOU	2	HOU 35	B. Sankey	Fumble	K. Drummond	E. Pleasant	TEN 24	0	Field Goal	3
11/1 at HOU	4	50	Z. Mettenberger	Interception		K. Johnson	HOU 31	22	Punt	0
11/1 at HOU	4	TEN 11	Z. Mettenberger	Fumble	J. Watt	J. Crick	TEN 10	0	Field Goal	3
11/8 at NO	2	NO 14	D. McCluster	Fumble	D. Hawthorne	O. Gwacham	NO 13	0	Half	0
11/15 vs. CAR	3	TEN 39	M. Mariota	Interception		K. Coleman	CAR 42	0	Punt	0
11/15 vs. CAR	4	CAR 38	D. McCluster	Fumble	L. Kuechly	K. Short	CAR 35	0	Game	0
11/19 at JAX	4	TEN 20	P. Supernaw	Fumble	D. House	D. House	TEN 28	0	Field Goal	3
11/29 vs. OAK	3	OAK 27	M. Mariota	Interception		D. Amerson	OAK 19	2	Punt	0
11/29 vs. OAK	4	TEN 47	M. Mariota	Interception		N. Allen	OAK 31	5	Game	0
12/6 vs. JAX	2	JAX 47	M. Mariota	Interception		D. House	JAX 29	5	Touchdown	7
12/6 vs. JAX	4	TEN 10	M. Mariota	Fumble	T. Smith	R. Davis	TEN 9	0	Touchdown	7
12/13 at NYJ	2	TEN 44	M. Mariota	Interception		B. Skrine	TEN 44	9	Field Goal	3
12/20 at NE	2	TEN 26	M. Mariota	Fumble	C. Jones	A. Hicks	TEN 0	0	Touchdown	7
12/20 at NE	4	NE 36	Z. Mettenberger	Interception		M. Butler	NE -2	0	Punt	0
12/20 at NE	4	NE 48	Z. Mettenberger	Interception		J. Collins	NE 33	51	Field Goal	3
12/27 vs. HOU	1	TEN 32	A. Andrews	Fumble	K. Jackson	Q. Demps	TEN 33	33	Touchdown	7
12/27 vs. HOU	1	HOU 38	H. Douglas	Fumble	A. Blue	J. Weeks	TEN 11	0	Field Goal	3
12/27 vs. HOU	3	TEN 32	Z. Mettenberger	Interception		E. Pleasant	TEN 34	0	Touchdown	7
12/27 vs. HOU	4	HOU 1	Z. Mettenberger	Fumble	J. Watt	J. Crick	HOU 8	0	Punt	0
1/3 at IND	3	TEN 30	Z. Mettenberger	Interception	D. Lowery	J. Freeman	TEN 23	23	Touchdown	7

Giveaway Season Totals:

Giveaways resulted in ...											
No.	TD	FG	FG Att.	Punt	Downs	Int.	Fum.	Saf.	Game	Half	Pts.
33	13	6	6	6	0	1	0	0	5	2	109

FIRST DOWNS EARNED

Total first downs earned (parentheses indicates number earned on third or fourth down)

NAME	RUSHING	PASSING	RECEIVING	PENALTY	TOTAL
Marcus Mariota	10 (7)	142 (44)	1		153 (51)
Delanie Walker	1		52 (22)		53 (22)
Zach Mettenberger	2 (1)	45 (11)			47 (12)
Antonio Andrews	28	1	8 (2)		37 (2)
PENALTY				37 (17)	37 (17)
Dorial Green-Beckham			30 (7)		30 (7)
Kendall Wright	1		21 (4)		22 (4)
Harry Douglas			22 (8)		22 (8)
Dexter McCluster	6		12 (4)		18 (4)
Anthony Fasano			16 (6)		16 (6)
Bishop Sankey	5		8		13 ()
Justin Hunter			12 (2)		12 (2)
Jalston Fowler	5 (4)		3		8 (4)
Alex Tanney		7 (3)			7 (3)
David Cobb	6 (1)				6 (1)
Craig Stevens			5 (1)		5 (1)
Terrance West	2				2 ()
Chase Coffman			2 (1)		2 (1)
Tre McBride			1 (1)		1 (1)
Andrew Turzilli			1		1 ()
Phillip Supernaw			1		1 ()
TITANS TOTALS	66 (13)	195 (58)	195 (58)	37 (17)	493 (146)

Note: One first down awarded to both passer and receiver on passes resulting in first down.

KICKOFF ANALYSIS

TITANS

SUCCOP	No.	No. In EZ	TB	Opp. Ret.	Ret. Yds.	Ret. Avg.	FC	Squib	Out of Bounds	Onside Rec. / Att.
9/13 at TB	7	6	4	3	83	27.7	0	0	0	0 / 0
9/20 at CLE	3	3	2	1	31	31.0	0	0	0	0 / 0
9/27 IND	7	6	6	0	0	-	0	0	0	0 / 1
10/11 BUF	4	4	3	1	24	24.0	0	0	0	0 / 0
10/18 MIA	3	3	1	2	45	22.5	0	0	0	0 / 0
10/25 ATL	2	1	1	1	28	28.0	0	0	0	0 / 0
11/1 at HOU	3	3	2	1	29	29.0	0	0	0	0 / 0
11/8 at NO	6	6	3	3	82	27.3	0	0	0	0 / 0
11/15 CAR	3	3	2	1	22	22.0	0	0	0	0 / 0
11/19 at JAX	4	4	4	0	0	-	0	0	0	0 / 0
11/29 OAK	4	2	0	4	91	22.8	0	0	0	0 / 0
12/6 JAX	7	6	4	3	54	18.0	0	1	0	0 / 0
12/13 at NYJ	2	2	2	0	0	-	0	0	0	0 / 0
12/20 at NE	4	4	3	1	75	75.0	0	0	0	0 / 0
12/27 HOU	2	2	2	0	0	-	0	0	0	0 / 0
1/3 at IND	5	5	4	1	35	35.0	0	0	0	0 / 0
SUCCOP TOTALS	66	60	43	22	599	27.2	0	1	0	0 / 1

OPPONENTS

	No.	No. In EZ	TB	Titans Ret.	Ret. Yds.	Ret. Avg.	FC	Squib	Out of Bounds	Onside Rec. / Att.
9/13 at TB	3	3	2	1	17	17.0	0	0	0	0 / 0
9/20 at CLE	5	5	5	0	0	-	0	0	0	0 / 0
9/27 IND	6	6	6	0	0	-	0	0	0	0 / 0
10/11 BUF	3	3	0	3	53	17.7	0	0	0	0 / 0
10/18 MIA	7	6	4	3	79	26.3	0	0	0	0 / 0
10/25 ATL	3	3	2	1	27	27.0	0	0	0	0 / 0
11/1 at HOU	5	5	1	4	97	24.3	0	0	0	0 / 0
11/8 at NO	6	6	2	4	96	24.0	0	0	0	0 / 0
11/15 CAR	6	5	1	5	86	17.2	0	0	0	0 / 0
11/19 at JAX	6	6	5	1	22	22.0	0	0	0	0 / 0
11/29 OAK	5	5	4	1	31	31.0	0	0	0	0 / 0
12/6 JAX	7	6	3	4	80	20.0	0	0	0	0 / 0
12/13 at NYJ	7	7	4	3	47	15.7	0	0	0	0 / 0
12/20 at NE	8	7	6	2	24	12.0	0	0	0	0 / 0
12/27 HOU	7	7	6	1	21	21.0	0	0	0	0 / 0
1/3 at IND	7	7	7	0	0	-	0	0	0	0 / 0
TOTALS	91	87	58	33	680	20.6	0	0	0	0 / 0

INSTANT REPLAY ANALYSIS

CHALLENGES BY TITANS

Game	Qtr	Time	Dwn	Dist	Play	Review Result	Explanation
9/13 at TB	2	10:05	4	1	D. Martin 1-yard run to TEN 43 for first down	Reversed	D. Martin rush for no gain to TEN 44
9/20 at CLE					(none)		
9/27 vs. IND					(none)		
10/11 vs. BUF	3	11:21	4	9	D. Moore 28-yard punt return to BUF 39	Reversed	D. Moore fumbled recovered by S. Johnson
10/18 vs. MIA					(none)		
10/25 vs. ATL					(none)		
11/1 at HOU					(none)		
11/8 at NO					(none)		
11/15 vs. CAR	3	1:07	3	30	J. Cotchery 8-yard reception to TEN 30	Upheld	The ground caused ball to come loose at TEN 30
11/19 at JAX					(none)		
11/29 vs. OAK					(none)		
12/6 vs. JAX					(none)		
12/13 at NYJ					(none)		
12/20 at NE					(none)		
12/27 vs. HOU	3	:13	1	10	Z. Mettenberger incomplete pass to H. Douglas	Reversed	31-yard catch by H. Douglas along the sideline
1/3 at IND					(none)		

Total challenges by Titans: 4

Calls reversed: 3

CHALLENGES BY OPPONENTS

Game	Qtr	Time	Dwn	Dist	Play	Review Result	Explanation
9/13 at TB					(none)		
9/20 at CLE	4	2:15	3	10	J. Hunter 14-yard catch on third-and-10	Upheld	J. Hunter hauled in 14-yard reception
9/27 vs. IND	4	2:51	1	10	M. Mariota 6-yard sack	Upheld	M. Mariota ruled down before fumble
10/11 vs. BUF					(none)		
10/18 vs. MIA	2	11:39	3	5	M. Mariota incomplete pass to J. Hunter	Reversed	M. Mariota sacked and fumble recovered by MIA
10/25 vs. ATL	4	7:38	2	4	J. Jones 3-yard catch to TEN 1	Upheld	J. Jones did not break the plane
11/1 at HOU					(none)		
11/8 at NO					(none)		
11/15 vs. CAR					(none)		
11/19 at JAX					(none)		
11/29 vs. OAK					(none)		
12/6 vs. JAX					(none)		
12/13 at NYJ					(none)		
12/20 at NE					(none)		
12/27 vs. HOU					(none)		
1/3 at IND					(none)		

Total challenges by Opponents: 4

Calls reversed: 1

CHALLENGES BY REVIEW ASSISTANT

Game	Qtr	Time	Dwn	Dist	Play	Review Result	Explanation
9/13 at TB	2	2:00	1	10	M. Mariota 18-yard pass to A. Fasano to TB 2	Upheld	A. Fasano did not break the plane
9/13 at TB	2	1:53	1	2	T. West 1-yard run to TB 1	Upheld	T. West did not break the plane
9/20 at CLE	1	6:33	1	10	I. Crowell 11-yard touchdown run	Upheld	I. Crowell broke the plane
9/20 at CLE	1	:09	3	3	M. Mariota sacked and lost fumble	Upheld	M. Mariota fumbled before knee was down
9/20 at CLE	4	:46	1	10	M. Mariota strip-sacked recovered by R. Starks	Upheld	M. Mariota arm was not going forward
9/27 vs. IND					(none)		
10/11 vs. BUF					(none)		
10/18 vs. MIA	2	5:12	2	7	L. Miller 7-yard touchdown run	Upheld	L. Miller broke the plane
10/25 vs. ATL					(none)		
11/1 at HOU					(none)		
11/8 at NO					(none)		
11/15 vs. CAR	1	3:47	1	10	D. McCluster 25-yard touchdown run	Upheld	D. McCluster stayed in bounds for touchdown
11/19 at JAX					(none)		
11/29 vs. OAK					(none)		
12/6 vs. JAX					(none)		
12/13 at NYJ	2	1:44	1	10	B. Marshall 69-yard touchdown catch	Upheld	B. Marshall stayed in bounds
12/20 at NE					(none)		
12/27 vs. HOU					(none)		
1/3 at IND	4	1:44	2	7	D. Walker 7-yard catch	Reversed	D. Walker didn't make catch before out of bounds

Total reviews by Assistant: 9

Calls reversed: 1



TENNESSEE
TITANS

**UPDATED PLAYER
BIOS**

26



ANTONIO ANDREWS

*RUNNING BACK • 5'10" • 225 lbs • COLLEGE: WESTERN KENTUCKY
ACQUIRED: FREE AGENT - 2014 • NFL EXP. (NFL/TITANS): 2/2
HOMETOWN: FORT CAMPBELL, KY.
GAMES PLAYED/GAMES STARTED: 18/10 (PLAYOFFS: 0/0)*



PRO: The Titans originally signed Antonio Andrews as a rookie free agent following the 2014 NFL Draft. The 5-foot-10-inch, 225-pounder spent the first seven weeks of his rookie season on the team's practice squad before being elevated to the 53-man roster on Oct. 21, 2014. Andrews displays good vision and low center of gravity as a runner and provides depth in the Tennessee backfield.

TITANS TIDBITS:

- Andrews was a highly touted dual-threat quarterback coming out of Fort Campbell (Ky.) High School.

CAREER TRANSACTIONS:

- The Enterprise, Ala., native was signed by the Titans as an undrafted free agent on May 12, 2014.
- Waived by the Titans on Aug. 30, 2014 and signed to the team's practice squad a day later.
- Signed by the Titans to the active roster from the practice squad on Oct. 21, 2014.

SEASON RECAPS:

2015 (14/10): Appeared in 14 games with 10 starts at running back and led the team with 520 rushing yards. Was inactive for the first two contests. Registered a career-high 88 rushing yards on a career-best 19 carries at New Orleans (11/8/15). Scored his first career touchdown on an eight-yard run against Indianapolis (9/27/15). Made his first career NFL start at running back against Miami (10/18/15). Led or tied for the team lead in rushing yards eight times in 2015 (vs. IND, vs. MIA, vs. ATL, at HOU, at NO, at JAX, vs. OAK, at NE). Led the team in receiving yards once in 2015 (vs. BUF).

- At Tampa Bay (9/13), was inactive.
- At Cleveland (9/20), was inactive.
- Against Indianapolis (9/27), saw his first action of the season as a reserve at running back and led the team with 49 rushing yards on 12 carries with his first career touchdown. Caught one pass for 12 yards. Gave the Titans a 17-14 lead with an eight-yard touchdown run off left end with 9:51 left to play in the third quarter.
- Against Buffalo (10/11), played as a reserve at running back and carried the ball seven times for nine yards with a touchdown. Caught a career-high three passes for a team-high 45 yards with a career-long of 23 yards. Hauled in a 23-yard reception on a screen pass in the second quarter. Gave the Titans a 10-0 lead with a one-yard touchdown plunge with 6:51 left to play in the third quarter.
- Against Miami (10/18), made his first career NFL start at running back and carried the ball nine times for 23 yards. Posted one reception for two yards.
- Against Atlanta (10/25), played as a reserve at running back and led the team with 57 rushing yards on 10 carries.
- At Houston (11/1), started at running back and led the team with a then career-high 64 rushing yards on 16 carries. Hauled in three receptions for 18 yards. Set up the Titans' second field goal with a 28-yard jaunt off right end in the third quarter.
- At New Orleans (11/8), started at running back and led the team with a career-high 88 rushing yards on 19 carries. Tied a career-long with a 23-yard reception. Kickstarted the Titans' second touchdown drive with two big plays: a 23-yard reception and a 38-yard run down to the Saints' 16-yard line in the second quarter.
- Against Carolina (11/15), started at running back and carried the ball 11 times for eight yards.
- At Jacksonville (11/19), started at running back and led the team with 78

rushing yards on 15 carries. Hauled in two receptions for 16 yards.

- Against Oakland (11/29), started at running back and led the team with 32 rushing yards on 11 carries. Caught one pass for 14 yards. Kept the Titans' fourth quarter touchdown drive alive with a 14-yard catch and run on third-and-11 in the fourth quarter.
- Against Jacksonville (12/6), started at running back and rushed 13 times for 58 yards. Snared one reception for 10 yards. Kickstarted the Titans' second touchdown drive with a 22-yard run off right guard on the opening play of the series. Gave the Titans a 21-12 halftime advantage with a one-yard touchdown plunge with two seconds left in the second quarter.
- At N.Y. Jets (12/13), started at running back and rushed four times for eight yards. Made one reception for six yards. Completed his first career pass for a 41-yard touchdown. Took the direct snap and connected with a wide open Marcus Mariota for a 41-yard touchdown pass down the right sideline with 4:09 left to play in the third quarter.
- At New England (12/20), led the team with 45 rushing yards on 14 carries. Posted a career-high five catches for 25 yards.
- Against Houston (12/27), started at running back and carried the ball twice for one yard.
- At Indianapolis (1/3), played as a reserve at running back and hauled in two receptions for three yards.

2014 (4/0): Played in four games as a reserve running back and kickoff returner during his rookie campaign. Caught two passes for 11 yards and returned five kickoffs for 110 yards. Was inactive for four games and did not play in another contest. Spent the first seven weeks of the season on the Titans' practice squad. Made his NFL debut at Philadelphia (11/23/14).

- Against Houston (10/26), was inactive.
- At Baltimore (11/9), was inactive.
- Against Pittsburgh (11/17), was inactive.
- At Philadelphia (11/23), made his NFL debut as a kickoff returner and brought back two kickoffs for 47 yards.
- At Houston (11/30), was inactive.
- Against N.Y. Giants (12/7), played as a reserve as the kick returner and returned three kickoffs for 63 yards.
- Against N.Y. Jets (12/14), did not play.
- At Jacksonville (12/18), saw action as a reserve on special teams.
- Against Indianapolis (12/28), played as a reserve at running back and caught two passes for 11 yards.

COLLEGE:

- During his four-year career at Western Kentucky, appeared in 42 games, starting 25 contests, including starts in his last 24 appearances. Notched 3,674 yards with 29 touchdowns on 618 carries (5.9 avg.). Scored 198 points on 33 total touchdowns and amassed 6,799 all-purpose yards, an average of 161.9 yards per game.
- As a senior (2013), started all 12 contests and rushed for 1,730 yards to break his own school record by two yards. Rushed for a career-high 16 touchdowns on 267 carries. Was named Sun Belt Conference Most Valuable Player and Offensive Player of the Year by The NFL Draft Report. Was a finalist for the Paul Hornung Award and Lee Roy Selmon Spirit Award and a semi-finalist for the Doak Walker Award.
- As a junior (2012), posted 1,728 yards on 304 carries, ranking third in the nation for rushing. Added 37 catches for 432 yards, 234 yards on 19 punt returns and 767 yards on 28 kickoff returns. Led the nation with 3,161 all-purpose yards, the second-highest total in a season by an NCAA Football Bowl Subdivision player.
- As a sophomore (2011), appeared in eight games as a reserve tailback, seeing most of his action on special teams. Used as a quarterback in

the "wildcat" formation, but did not attempt any passes. Amassed 590 all-purpose yards consisting of 42 yards on 15 carries, 16 yards on two catches, 27 yards on four punt returns and 505 yards on 18 kickoff returns (28.0 avg.).

- As a freshman (2010), played in eight contests and gained 174 rushing yards and 37 receiving yards. Spent the bulk of his freshman season on special teams, averaging 21.6 yards as a kickoff returner and 4.8 yards on punt returns.
- Majored in exercise science at Western Kentucky.

PERSONAL:

- Splits time between Nashville and Fort Campbell, Ky., and has a son, Tayte.
- Attended Fort Campbell (Ky.) High School and was a two-time All-District and All-Class 2A selection.
- Named the state of Kentucky's "Mr. Football" as a dual-threat quarterback during his senior season.

- Was also chosen as the Kentucky Gatorade Player of the Year after he led his team to their second consecutive state title in 2009. Compiled a 29-0 record as a starter during his last two prep seasons (team's only loss in 2008 came with Andrews sidelined).

- The two-time All-State and three-time Academic All-State selection was named MVP in both the 2008 and 2009 state championship games.
- Registered 1,597 yards rushing and threw for 1,667 yards during his final campaign.
- Lettered four times each in football, basketball and baseball, adding two more letters in track.
- Born Antonio Tramaine Andrews on Aug. 17, 1992 in Enterprise, Ala.

ANTONIO ANDREWS' GAME-BY-GAME

2014 Tennessee Titans				RUSHING					RECEIVING				
Date	Opp	W/L	P/S	Att	Yds	Avg	Lg	TD	No	Yds	Avg	Lg	TD
Oct 26	Hou	L	IA										
Nov 9	@ Bal	L	IA										
Nov 17	Pit	L	IA										
Nov 23	@ Phi	L	p	0	0	-	0	0	0	0	-	0	0
Nov 30	@ Hou	L	IA										
Dec 7	NYG	L	p	0	0	-	0	0	0	0	-	0	0
Dec 14	NYJ	L	DNP										
Dec 18	@ Jax	L	p	0	0	-	0	0	0	0	-	0	0
Dec 28	Ind	L	p	0	0	-	0	0	2	11	5.5	6	0
Totals	0-9	4/0		0	0	-	0	0	2	11	5.5	6	0

2015 Tennessee Titans				RUSHING					RECEIVING				
Date	Opp	W/L	P/S	Att	Yds	Avg	Lg	TD	No	Yds	Avg	Lg	TD
Sept 13	@ TB	W	IA										
Sept 20	@ Cle	L	IA										
Sept 27	Ind	L	p	12	49	4.1	13	1	1	12	12.0	12	0
Oct 11	Buf	L	p	7	9	1.3	5	1	3	45	15.0	23	0
Oct 18	Mia	L	S	9	23	2.6	8	0	1	2	2.0	2	0
Oct 25	Atl	L	p	10	57	5.7	17	0	0	0	-	0	0
Nov 1	@ Hou	L	S	16	64	4.0	28	0	3	18	6.0	10	0
Nov 8	@ NO	W	S	19	88	4.6	38	0	1	23	23.0	23	0
Nov 15	Car	L	S	11	8	0.7	6	0	0	0	-	0	0
Nov 19	@ Jax	L	S	15	78	5.2	26	0	2	16	8.0	13	0
Nov 29	Oak	L	S	11	32	2.9	11	0	1	14	14.0	14	0
Dec 6	Jax	W	S	13	58	4.5	22	1	1	10	10.0	10	0
Dec 13	@ NYJ	L	S	4	8	2.0	4	0	1	6	6.0	6	0
Dec 20	@ NE	L	S	14	45	3.2	8	0	5	25	5.0	9	0
Dec 27	Hou	L	S	2	1	0.5	1	0	0	0	-	0	0
Jan 3	@ Ind	L	p	0	0	-	0	0	2	3	1.5	6	0
Totals	3-13	14/10		143	520	3.6	38	3	21	174	8.3	23	0

ANTONIO ANDREWS' NFL STATISTICS

REGULAR SEASON				RUSHING					RECEIVING				
Year	Team	GP	GS	No	Yds	Avg	Lg	TD	Att	Yds	Avg	Lg	TD
2014	Tennessee	4	0	0	0	-	0	0	2	11	5.5	6	0
2015	Tennessee	14	10	143	520	3.6	38	3	21	174	8.3	23	0
NFL Totals		18	10	143	520	3.6	38	3	23	185	13.8	23	0

Single-Game Highs

- Rushing Attempts - **19 at New Orleans (11/8/15)**
- Rushing Yards - **88 at New Orleans (11/8/15)**
- Long Rush - **38 at New Orleans (11/8/15)**
- Rushing Touchdown - **1 (Three times, last vs. Jacksonville 12/6/15)**
- Receptions - **5 at New England (12/20/15)**
- Receiving Yards - **45 vs. Buffalo (10/11/15)**
- Long Reception - **23 (Twice, last at New Orleans 11/8/15)**

Additional Statistics

- Kickoff Returns - 2 returns for 47 yards (at Philadelphia, 11/23/14); 3 returns for 63 yards (vs. N.Y. Giants, 12/7/14)
- Tackles - 1 (2014), 1 (2015)
- Passing - **1 for 1 for 41 yards and a touchdown (at N.Y. Jets, 12/13/15)**

31



JOSH AUBREY

SAFETY • 5'10" • 207 lbs • COLLEGE: STEPHEN F. AUSTIN
ACQUIRED: FREE AGENT - 2015 • NFL EXP. (NFL/TITANS): 3/1
HOMETOWN: TYLER, TEXAS
GAMES PLAYED/GAMES STARTED: 9/0 (PLAYOFFS: 0/0)



PRO: The Titans signed Josh Aubrey a week into the 2015 training camp to add competition and depth to the safety position. The 5-foot-10-inch, 207-pounder was originally signed as a rookie free agent by the Cleveland Browns following the 2013 NFL Draft. The Stephen F. Austin product played his rookie campaign with the Browns before spending a majority of the 2014 season with the Houston Texans.

TITANS TIDBITS:

- Aubrey's twin brother, Jordan, was also a member of Stephen F. Austin's football team. Josh also played with his cousin Keavon Milton with the Cleveland Browns. The two had not previously played on the same team, or competed against each other, despite growing up about 45 minutes apart in East Texas.

CAREER TRANSACTIONS:

- The Tyler, Texas, native was signed by Cleveland Browns as undrafted free agent on April 30, 2013.
- Released by the Browns on Aug. 30, 2014.
- Signed by the Seattle Seahawks to their practice squad on Sept. 1, 2014 and was released on Sept. 8, 2014.
- Signed by the Houston Texans to their practice squad on Sept. 16, 2014.
- Signed by the Texans to their active roster from the practice squad on Sept. 30, 2014.
- Released by the Texans on May 8, 2015.
- Signed by the Titans as a free agent on Aug. 6, 2015.
- Released by the Titans on Sept. 1, 2015 and signed to the team's practice squad on Sept. 6, 2015.
- Signed by the Titans to their active roster from the practice squad on Dec. 16, 2015.

SEASON RECAPS:

2015 (1/0 - Tennessee): Appeared in one game as a reserve on special teams. Spent the first 13 weeks of the season on the team's practice squad before being signed to the active roster on Dec. 16. Was inactive for two games.

- At New England (12/20), made his Titans debut as a reserve on special teams.
- Against Houston (12/27), was inactive.
- At Indianapolis (1/3), was inactive.

2014 (2/0 - Houston): Appeared in two games as a reserve on special teams. Spent two weeks on the team's practice squad before being elevated to the active roster on Sept. 30. Was inactive for 10 contests.

2013 (6/0 - Cleveland): Saw action as a reserve on special teams in first six games before being placed on injured reserve on Oct. 18 with an ankle injury. Registered a 34-yard yard rush on a fake punt and added one special teams tackle on coverage units.

- Against Miami (9/8), made his NFL debut, playing safety and contributing on special teams.
- At Baltimore (9/15), played on special teams and made his first career special teams stop on coverage units.
- At Minnesota (9/22), rushed for 34 yards on a fake punt in a 31-27 victory.

COLLEGE:

- Was a four-time all-conference selection at cornerback at Stephen F. Austin University (2009-12). Started 46 of the 47 games in which he saw action and totaled 255 career tackles, seven interceptions, 29 passes defended and 3.5 sacks.

- As a senior, recorded 65 tackles, two interceptions, eight passes defended, two sacks, two fumble recoveries and one forced fumble.
- Graduated with a degree in kinesiology from Stephen F. Austin.

PERSONAL:

- Attended Robert E. Lee High School in Tyler, Texas and received TSWA all-state and All-East Texas honors and was a two-time all-district selection.
- Recorded 90 tackles during his high school career and totaled 15 pass deflections while returning a punt for a touchdown.
- He chose to join the Stephen F. Austin Lumberjacks for the opportunity to play with his twin brother, Jordan.
- Born Josh Aubrey on April 9, 1991 in Terrell, Texas.

JOSH AUBREY'S TITANS GAME-BY-GAME

2015 Tennessee Titans

Date	Opp	W/L	P/S	Tot	Solo	Asst	Sk	- Yds	QBP	TFL	Int	- Yds	TD	PD	FF	FR	- Yds	SpT
Dec 20	@ NE	L	p	0	0	0	0.0	0.0	0	0	0	0	0	0	0	0	0	0
Dec 27	Hou	L	IA															
Jan 3	@ Ind	L	IA															
Totals		0-3	1/0	0	0	0	0.0	0.0	0	0	0	0	0	0	0	0	0	0

JOSH AUBREY'S NFL STATISTICS

REGULAR SEASON

Year	Team	REGULAR SEASON		TACKLES							INTERCEPTIONS					FUMBLES			
		GP	GS	Tot	Solo	Asst	Sk	Yds	QBP	TFL	No	Yds	Lg	TD	PD	FF	FR	Yds	SpT
2013	Cleveland	6	0	0	0	0	0.0	0.0	0	0	0	0	0	0	0	0	0	0	1
2014	Houston	2	0	0	0	0	0.0	0.0	0	0	0	0	0	0	0	0	0	0	0
2015	Tennessee	1	0	0	0	0	0.0	0.0	0	0	0	0	0	0	0	0	0	0	0
NFL Totals		9	0	0	0	0	0.0	0.0	0	0	0	0	0	0	0	0	0	0	1

Single-Game Highs

Tackles -

Special Teams Tackles - 1 at Baltimore (9/15/13)

Additional Career Statistics

Rushes - 1 for 34 yards on fake punt at Minnesota (9/22/13)

51



DAVID BASS

OUTSIDE LINEBACKER • 6'4" • 256 lbs

COLLEGE: MISSOURI WESTERN STATE • NFL EXP. (NFL/TITANS): 3/1

ACQUIRED: WAIVERS (CHI) - 2015 • HOMETOWN: ST. LOUIS, MO.

GAMES PLAYED/GAMES STARTED: 36/9 (PLAYOFFS: 0/0)



PRO: The Titans claimed outside linebacker David Bass off waivers prior to the start of the 2015 regular season. The 6-foot-4-inch, 256-pounder adds size and speed to the Titans outside linebacker unit. The Missouri Western State product was originally a seventh-round pick of the Oakland Raiders in 2013 and spent the past two seasons as a member of the Chicago Bears.

CAREER HIGHLIGHTS:

- As a rookie in 2013, Bass saw action in 12 games and recorded 23 tackles, a sack and an interception.
- In 2014, Bass played in eight games and tallied nine tackles, three sacks and a forced fumble.

TITANS TIDBITS:

- Bass became only the fifth player from Missouri Western State to reach the NFL.

CAREER TRANSACTIONS:

- The St. Louis, Mo., native was originally selected by the Oakland Raiders in the seventh round (233rd overall) of the 2013 NFL Draft.
- Released by the Raiders on Aug. 31, 2013.
- Claimed by the Chicago Bears off waivers from the Raiders on Sept. 1, 2013.
- Released by the Bears on Oct. 7, 2014 and signed to the team's practice squad a day later.
- Signed by the Bears to their active roster from their practice squad on Nov. 3, 2014.
- Released by the Bears on Sept. 5, 2015.
- Claimed by the Titans off waivers from the Bears on Sept. 6, 2015.

SEASON RECAPS:

2015 (16/7 - Tennessee): Appeared in all 16 games for the first time in his career with seven starts at outside linebacker. Registered a career-best 42 tackles, 1.5 sacks, an interception, nine quarterback pressures, five tackles for loss, five passes defended and two fumble recoveries. Finished fifth on the team with eight special teams tackles. Collected a career-high seven tackles at Indianapolis (1/3/15). Tied for the team lead in tackles once in 2015 (at JAX). Tied for the team lead in quarterback pressures once in 2015 (vs. OAK). Led the team in sacks once in 2015 (at IND). Led or tied for the team lead in tackles for loss three times in 2015 (at NE, vs. HOU, at IND). Tied for the team lead in passes defended twice in 2015 (vs. JAX, at NYJ). Tied for the team lead in special teams tackles twice in 2015 (vs. BUF, vs. CAR).

- At Tampa Bay (9/13), saw action as a reserve at outside linebacker and on special teams. Collected a special teams stop.
- At Cleveland (9/20), played in a reserve role on special teams.
- Against Indianapolis (9/27), saw action as a reserve on special teams. Saw limited action at outside linebacker.
- Against Buffalo (10/11), played as a reserve on special teams and collected a stop on coverage units.
- Against Miami (10/18), saw action as a reserve outside linebacker and on special teams. Tallied a tackle on defense.
- Against Atlanta (10/25), played as a reserve at outside linebacker and amassed an interception. Set up the Titans' touchdown by deflecting a Matt Ryan pass into the air and then intercepting it and returning the ball to the Falcons' 19-yard line in the second quarter.
- At Houston (11/1), saw time as a reserve on special teams and at outside linebacker. Registered a solo special teams stop on coverage units.
- At New Orleans (11/8), played as a reserve at outside linebacker and on special teams. Totaled two tackles on defense and two stops on special

teams.

- Against Carolina (11/15), saw action as a reserve at outside linebacker and tallied two tackles, including a half sack, a stop for loss and a quarterback pressure. Posted a special teams tackle on coverage units. Combined with Avery Williamson to drop Cam Newton for a nine-yard sack late in the third quarter. Stuffed Jonathan Stewart for a one-yard loss on a rush off right guard in the fourth quarter.
- At Jacksonville (11/19), started at outside linebacker and tied for the team lead with a career-high six tackles with fumble recovery and a quarterback pressure. Recovered a Blake Bortles fumble on a third-and-one rush that was forced by Brian Orakpo at the Titans' 45-yard line in the second stanza.
- Against Oakland (11/29), started at outside linebacker and recorded four tackles, two quarterback pressures and a pass defended. Collected two tackles on special teams coverage units. Batted down a pass intended for Jamize Olawale in the second quarter.
- Against Jacksonville (12/6), started at outside linebacker and posted three tackles, two passes defended and a quarterback pressure. Batted down a pass intended for Allen Robinson in the second quarter.
- At N.Y. Jets (12/13), started at outside linebacker and amassed six tackles, a quarterback pressure and a pass defended. Batted down a pass intended for Brandon Marshall in the second quarter.
- At New England (12/20), started at outside linebacker and tallied five tackles, including two stops for loss and a quarterback pressure. Stuffed Brandon Bolden for a one-yard loss on a rush off right end. Stopped James White for a two-yard loss on a short pass in the second quarter.
- Against Houston (12/27), started at outside linebacker and notched six tackles, including a stop for loss and a fumble recovery. Recovered a fumble that was forced by J.R. Tavares on a five-yard sack in the second quarter.
- At Indianapolis (1/3), started at outside linebacker and recorded a career-high seven tackles, including a sack, a stop for loss and two quarterback pressures. Combined with Angelo Blackson to stuff Frank Gore for no gain on a rush up the middle in the opening stanza. Halted a Colts' drive by sacking Josh Freeman for a seven-yard loss on third-and-one on the first play of the fourth quarter.

2014 (8/1 - Chicago): Appeared in eight contests with one start for the Bears and recorded nine tackles, including three sacks, a stop for loss, a forced fumble and three quarterback pressures. His three sacks ranked third amongst Bears defensive ends. Had a sack in each of the Bears last two regular season contests as his role expanded due to injuries at defensive end. Was inactive for three games and did not play in two contests. Was not on active roster for three games after being waived Oct. 7 and added to practice squad on Oct. 8. Was elevated back to active roster Nov. 3 where he spent the remainder of the season.

- Against Tampa Bay (11/23), notched a sack and a forced fumble.
- Against Detroit (12/21), posted two solo tackles, including a sack.
- At Minnesota (12/28), started and collected four tackles and a sack.

2013 (12/1 - Chicago): Appeared in 12 games with one start for the Bears and collected 23 tackles, including a sack, 2.5 tackles for loss, an interception and two passes defended. Was inactive for the first four contests of the season.

- Against New Orleans (10/6), made his NFL debut and notched a tackle.
- Against Detroit (11/10), made his first career start and posted three stops, including a tackle for loss.
- Against Baltimore (11/17), registered a career-high five tackles and returned an interception 24 yards for first NFL touchdown.
- At St. Louis (11/24), notched his first career sack.

COLLEGE:

- Played four years at Missouri Western State and collected a school-record 40.5 sacks during collegiate career. Started 50 consecutive games to set a school record and earned All-American honors following both junior and senior seasons.
- As a senior, was one of eight finalists for the Gene Upshaw Award, presented to the top lineman in Division II. Was named first-team All-MIAA, earned second-team AP Little-American, second-team Daktronics All-American and third-team Beyond Sports College Network All-American honors. Played in East-West Shrine Game.
- As a junior, garnered various honors, including first-team All-American (Don Hansen), first-team Daktronics All-American, AP Little-American and first-team All-MIAA.
- Named the 2009 Mineral Water Bowl Defensive MVP after recording seven tackles, 2.5 tackles for loss, 1.5 sacks, a fumble recovery and an interception.
- Majored in criminal justice at Missouri Western State.

PERSONAL:

- Attended University City (St. Louis, Mo.) High School and was a three-sport athlete, participating in football, basketball and track and field.

- Was a second-team all-conference selection as a tight end and defensive end and earned the Fab-25 Demetrius Johnson football award for defensive line in Missouri and Illinois.
- Captained both his high school football and basketball teams as a junior and senior. Was also an all-metro selection in football and basketball.
- Born David Bass on Sept. 11, 1990 in St. Louis, Mo.

DAVID BASS' GAME-BY-GAME

2013 Tennessee Titans																	
Date	Opp	W/L	P/S	Tot	Solo	Asst	Sk	- Yds	QBP	TFL	Int	- Yds	-TD	PD	FF	FR - Yds	SpT
Sept 8	Cin	W	IA														
Sept 15	Min	W	IA														
Sept 22	@ Pit	W	IA														
Sept 29	@ Det	L	IA														
Oct 6	NO	L	p	1	1	0	0.0	0.0	0	0	0	0	0	0	0	0	0
Oct 10	NYG	W	p	2	2	0	0.0	0.0	0	0	0	0	0	0	0	0	0
Oct 20	@ Was	L	p	1	0	1	0.0	0.0	0	1	0	0	0	0	0	0	0
Nov 4	@ GB	W	p	2	1	1	0.0	0.0	0	0	0	0	0	0	0	0	0
Nov 10	Det	L	S	3	0	3	0.0	0.0	0	1	0	0	0	0	0	0	0
Nov 17	Bal	W	p	5	2	3	0.0	0.0	0	0	1	24	1	1	0	0	0
Nov 24	@ StL	L	p	1	0	1	1.0	9.0	0	0	0	0	0	0	0	0	0
Dec 1	@ Min	L	p	2	0	2	0.0	0.0	0	0.5	0	0	0	0	0	0	0
Dec 9	Dal	W	p	1	1	0	0.0	0.0	0	0	0	0	0	0	0	0	0
Dec 15	@ Cle	W	p	1	0	1	0.0	0.0	0	0	0	0	0	0	0	0	0
Dec 22	@ Phi	L	p	2	2	0	0.0	0.0	0	0	0	0	0	0	0	0	0
Dec 29	GB	L	p	2	0	2	0.0	0.0	0	0	0	0	0	1	0	0	0
Totals		8-8	12/1	23	9	14	1.0	9.0	0	2.5	1	24	1	2	0	0	0
2014 Tennessee Titans																	
Date	Opp	W/L	P/S	Tot	Solo	Asst	Sk	- Yds	QBP	TFL	Int	- Yds	-TD	PD	FF	FR - Yds	SpT
Sept 7	Buf	L	IA														
Sept 14	@ SF	W	IA														
Sept 22	@ NYJ	WDNP															
Sept 28	GB	L	p	0	0	0	0.0	0.0	0	0	0	0	0	0	0	0	0
Oct 5	@ Car	L	DNP														
Oct 12	@ Atl	W															
Oct 19	Mia	L															
Oct 26	@ NE	L															
Released Oct. 7, 2015																	
Signed from the practice to active roster on Nov. 3, 2015																	
Nov 9	@ GB	L	IA														
Nov 16	Min	W	p	1	0	1	0.0	0.0	0	0	0	0	0	0	0	0	0
Nov 23	TB	W	p	1	1	0	1.0	22.0	0	0	0	0	0	0	0	1	0
Nov 27	@ Det	L	p	0	0	0	0.0	0.0	0	0	0	0	0	0	0	0	0
Dec 4	Dal	L	p	1	0	1	0.0	0.0	0	0.5	0	0	0	0	0	0	0
Dec 15	NO	L	p	0	0	0	0.0	0.0	0	0	0	0	0	0	0	0	0
Dec 21	Det	L	p	2	2	0	1.0	4.0	0	0	0	0	0	0	0	0	0
Dec 28	@ Min	L	S	4	2	2	1.0	8.0	0	0	0	0	0	0	0	0	0
Totals		5-11	8/1	9	5	4	3.0	34.0	0	0.5	0	0	0	0	0	1	0
2015 Tennessee Titans																	
Date	Opp	W/L	P/S	Tot	Solo	Asst	Sk	- Yds	QBP	TFL	Int	- Yds	-TD	PD	FF	FR - Yds	SpT
Sept 13	@ TB	W	p	0	0	0	0.0	0.0	0	0	0	0	0	0	0	0	1
Sept 20	@ Cle	L	p	0	0	0	0.0	0.0	0	0	0	0	0	0	0	0	0
Sept 27	Ind	L	p	0	0	0	0.0	0.0	0	0	0	0	0	0	0	0	0
Oct 11	Buf	L	p	0	0	0	0.0	0.0	0	0	0	0	0	0	0	0	1
Oct 18	Mia	L	p	1	1	0	0.0	0.0	0	0	0	0	0	0	0	0	0
Oct 25	Atl	L	p	0	0	0	0.0	0.0	0	0	1	8	0	1	0	0	0
Nov 1	@ Hou	L	p	0	0	0	0.0	0.0	0	0	0	0	0	0	0	0	1
Nov 8	@ NO	W	p	2	1	1	0.0	0.0	0	0	0	0	0	0	0	0	2
Nov 15	Car	L	p	2	1	1	0.5	4.5	1	1	0	0	0	0	0	0	1
Nov 19	@ Jax	L	S	6	4	2	0.0	0.0	1	0	0	0	0	0	0	1	0
Nov 29	Oak	L	S	4	2	2	0.0	0.0	2	0	0	0	0	1	0	0	2
Dec 6	Jax	W	S	3	2	1	0.0	0.0	1	0	0	0	0	2	0	0	0
Dec 13	@ NYJ	L	S	6	0	6	0.0	0.0	1	0	0	0	0	1	0	0	0
Dec 20	@ NE	L	S	5	4	1	0.0	0.0	1	2	0	0	0	0	0	0	0
Dec 27	Hou	L	S	6	5	1	0.0	0.0	0	1	0	0	0	0	0	1	0
Jan 3	@ Ind	L	S	7	3	4	1.0	7.0	2	1	0	0	0	0	0	0	0
Totals		3-13	16/7	42	23	19	1.5	11.5	9	5	1	8	0	5	0	2	0

DAVID BASS' NFL STATISTICS

REGULAR SEASON		TACKLES										INTERCEPTIONS					FUMBLES			
Year	Team	GP	GS	Tot	Solo	Asst	Sk	Yds	QBP	TFL		No	Yds	Lg	TD	PD	FF	FR	Yds	SpT
2013	Chicago	12	1	23	9	14	1.0	9.0	NA	2.5		1	24	24t	1	2	0	0	0	0
2014	Chicago	8	1	9	5	4	3.0	34.0	NA	0.5		0	0	-	0	0	1	0	0	0
2015	Tennessee	16	7	42	23	19	1.5	11.5	9	5		1	8	8	0	5	0	2	0	8
NFL Totals		36	9	74	37	37	5.5	54.5	9	8.0		2	32	24t	1	7	1	2	0	8

Single-Game Highs

- Tackles - 7 at Indianapolis (1/3/15)
- Sacks - 1 (Five times, last at Indianapolis 1/3/15)
- Interceptions - 1 (Twice, last vs. Atlanta 10/25/15)
- Fumble Recovery - 1 (Twice, last vs. Houston 12/27/15)
- Special Teams Tackles - 2 (Twice, last vs. Oakland (11/29/15)

Additional Career Statistics

Touchdowns - 1 - 24-yard interception return vs. Baltimore (11/17/143)

76



BYRON BELL

TACKLE • 6'5" • 340 lbs • COLLEGE: NEW MEXICO
 ACQUIRED: UNRESTRICTED FREE AGENT (CAR) - 2015
 NFL EXP. (NFL/TITANS): 5/1 • HOMETOWN: GREENVILLE, TEXAS
 GAMES PLAYED/GAMES STARTED: 78/72 (PLAYOFFS: 3/3)



PRO: The Titans signed offensive lineman Byron Bell during the 2015 offseason to add competition and experience to the offensive front. The fifth-year veteran was originally signed as a rookie free agent by the Carolina Panthers following the 2011 NFL Draft and not only made the team, but appeared in all 16 games with 12 starts at right tackle as a rookie. The 6-foot-5-inch, 340-pounder is a seasoned starter that has the ability to play both tackle spots and also swing inside to line up at guard.

CAREER HIGHLIGHTS:

- Bell made the Panthers as a rookie free agent and started 12 games at right tackle. He contributed to an offense that ranked seventh in the NFL and set team records with 6,237 net yards and 345 first downs.

TITANS TIDBITS:

- Bell is proud to be a native of Greenville, Texas, and the city reciprocates the feelings. The town of 25,557 named the street he grew up on "Byron Bell Street" and the mayor gave him a key to the city as a rookie.
- Bell was recruited out of high school by current Titans offensive line coach Bob Bostad, who was a member of the New Mexico coaching staff. Bostad left for a position with Wisconsin before Bell arrived on the Lobos' campus.

CAREER TRANSACTIONS:

- The Greenville, Texas, native was originally signed as an undrafted free agent by the Carolina Panthers on July 28, 2011.
- Signed by the Titans as an unrestricted free agent on April 22, 2015.

SEASON RECAPS:

- 2015 (16/16 - Tennessee):** Started all 16 games in his first season with the Titans, including seven starts at right guard, eight starts at right tackle and one start at left tackle.
- At Tampa Bay (9/13), started at left guard in his Titans debut and was a member of an offensive front that opened holes for Titans rushers to gain 124 yards on the ground.
 - At Cleveland (9/20), started at left guard and helped block for Titans ball carriers to amass 166 rushing yards on 30 carries.
 - Against Indianapolis (9/27), started at left guard and helped protect Marcus Mariota, allowing him to pass for 367 yards.
 - Against Buffalo (10/11), started at left guard.
 - Against Miami (10/18), started at left guard.
 - Against Atlanta (10/25), started at left guard.
 - At Houston (11/1), started at left guard.
 - At New Orleans (11/8), started at right tackle and was a member of an offensive line that did not allow a sack on 39 pass attempts and allowed Marcus Mariota to throw for 371 yards and four touchdowns.
 - Against Carolina (11/15), started at right tackle.
 - At Jacksonville (11/19), started at right tackle.
 - Against Oakland (11/29), started at right tackle.
 - Against Jacksonville (12/6), started at right tackle and helped block for a Titans' offense that amassed 467 total yards.
 - At N.Y. Jets (12/13), started at right tackle.
 - At New England (12/20), started at right tackle.
 - Against Houston (12/27), started at right tackle. Moved to left tackle early in the second quarter when Taylor Lewan left the game with an injury.
 - At Indianapolis (1/3), started at left tackle.

2014 (15/15, 2/2 - Carolina): Started 15 games at left tackle in his fourth season with the Panthers. Started both postseason contests at left tackle. Created space for Panthers' rushers to gain 2,036 yards on the ground and

score 10 rushing touchdowns.

2013 (16/14, 1/1 - Carolina): Played in 16 games with 14 starts at right tackle for Carolina. Opened holes for the Panthers to rush for more than 100 yards in 14 games. Contributed to offense that ranked fourth in the NFL in third-down efficiency, fifth in time of possession, second in drives lasting five plus minutes and tied for seventh in drives of 10 plays or more.

- Against San Francisco (1/12), started at right tackle in NFC Divisional playoff.

2012 (15/15 - Carolina): Appeared in 15 games, with 14 starts at right tackle and one start at right guard. Was inactive with a sprained ankle versus the New York Giants (9/20). Contributed to an offense that produced 5,771 total net yards and 328 first downs, the second-highest totals in team history.

- Against Dallas (10/21), started at right guard.
- At San Diego (12/16), opened holes and provided protection for the Panthers to set a team record with 29 first downs – 13 rushing, 12 passing and four via penalty.
- At New Orleans (12/30), helped the offense amass 530 yards – the second most in team history and cleared paths for the Panthers to compile 273 yards.

2011 (16/12 - Carolina): Played in 16 games with 12 starts at right tackle. Contributed to offense that ranked seventh in the NFL and set team records with 6,237 net yards and 345 first downs. Part of unit that tied for fifth in the NFL in scoring with 406 points. Helped the Panthers rank third in the NFL in rushing with an average of 150.5 yards per game and exceed 100 yards rushing in a team-record 14 consecutive games. Opened holes for the Panthers to lead the NFL with a team record 5.41 yards per carry and establish a team record with 139 rushing first downs.

- Against Green Bay (9/18), made first career start versus the Packers and started at Atlanta (10/16) in place of an injured Jeff Otah. Became full-time starter in Week 7 when Otah was placed on injured reserve.
- At Tampa Bay (12/4), paved way for the Panthers to accumulate 163 rushing yards and a season-high four rushing touchdowns on a season-high 39 attempts.
- Against Tampa Bay (12/24), cleared lanes for the Panthers to amass 270 rushing yards, equaling the second-highest total in franchise history, on 31 attempts – an average of 8.7 yards per carry – with three touchdowns.

COLLEGE:

- Played in 37 games with 36 starts at New Mexico. Started 24 games at left tackle over final two seasons after making 12 starts at right tackle as a sophomore.
- As a senior in 2010, earned All-Mountain West Conference honorable mention and the team's outstanding offensive lineman award.
- Started 12 games as a junior in 2009, helping three different Lobos running backs rush for 100 yards or more in a game.
- Surrendered only three sacks in 12 starts as a sophomore in 2008. Paved the way for the team to average 204.9 yards rushing per game, which ranked third in the conference and 16th in the nation.
- Played in one game as a freshman in 2007, missing most of the season with a knee injury.
- Majored in university studies at New Mexico.

PERSONAL:

- Single, splits time between Nashville and Greenville, Texas.
- Attended Greenville (Texas) High School and was named *Associated*

Press first team all-state offensive tackle as a senior. Was selected second team all-state by the Texas Sportswriters and was an unanimous choice for all-district in 10-4A.

- Was also the starting center on the basketball team and competed in the shot put.
- Born Byron Michael Bell on Jan. 17, 1989 in Greenville, Texas.

BYRON BELL'S NFL STATISTICS

REGULAR SEASON

Year	Team	GP	GS
2011	Carolina	16	12
2012	Carolina	15	15
2013	Carolina	16	14
2014	Carolina	15	15
2015	Tennessee	16	16
NFL Totals		78	72

PLAYOFFS

Year	Team	GP	GS
2013	Carolina	1	1
2014	Carolina	2	2
NFL Totals		3	3

Starts Breakdown:

2011 - RT 12; 2012 - 14 RT, 1 RG; 2013 - RT 14 (Playoffs 1 RT); 2014 - LT 15 (Playoffs 2 LT); 2015 - LG 7, RT 8, LT 1

Additional Career Statistics

Fumble Recovery - 1 (2014)

Tackles - 2 (2015)

95



ANGELO BLACKSON

DEFENSIVE END • 6'4" • 318 lbs • COLLEGE: AUBURN
ACQUIRED: 4TH ROUND - 2015 • NFL EXP. (NFL/TITANS): ROOKIE
HOMETOWN: WILMINGTON, DEL.
GAMES PLAYED/GAMES STARTED: 16/0 (PLAYOFFS: 0/0)



PRO: The Titans selected Angelo Blackson in the fourth round of the 2015 NFL Draft. The 6-foot-4-inch, 318-pounder is a good athlete that displays the power and quickness to get upfield and disrupt the passer. The Auburn product also plays with strength at the point of attack and is able to withstand and occupy double teams against the run. Blackson will compete for playing time immediately on the defensive front with the Titans.

CAREER HIGHLIGHTS:

- Blackson notched 4.5 sacks, 17 tackles for loss and 13 quarterback hurries during his four-year career at Auburn.
- Blackson excelled on special teams during his time at Auburn and posted four blocked kicks during his stay.

TITANS TIDBITS:

- Blackson's legal guardian is his sister, Dalila Newman. She raised Angelo since he was six years old and he says he learned everything from her.
- Blackson was on the field for the famous "Kick 6" play during the Auburn and Alabama game in 2013. Blackson lined up on the defensive front to attempt to block the field goal and served as a blocker on the game-winning missed field goal return for a touchdown.

CAREER TRANSACTIONS:

- The Wilmington, Del., native was selected by the Titans in the fourth round (100th overall) the 2015 NFL Draft.

SEASON RECAPS:

2015 (16/0): Appeared in all 16 games as a rookie and registered 19 tackles, 2.5 sacks, two quarterback pressures and a forced fumble. Played in his first career NFL game and collected his first career sack at Tampa Bay (9/13/15).

- At Tampa Bay (9/13), saw action as a reserve defensive end in his NFL debut and collected three tackles, a sack and a forced fumble. Sacked Jameis Winston for a five-yard loss while forcing a fumble that was then recovered by the quarterback in the fourth quarter.
- At Cleveland (9/20), played as a reserve on the defensive front.
- Against Indianapolis (9/27), saw action as a reserve on special teams and on the defensive front.
- Against Buffalo (10/11), played as a reserve on the defensive line and posted a tackle.
- Against Miami (10/18), saw action as a reserve on the defensive front and tallied a tackle.
- Against Atlanta (10/25), played as a reserve at defensive end.
- At Houston (11/1), saw action as a reserve on the defensive front and registered a tackle.
- At New Orleans (11/8), played as a reserve at defensive end and totaled three tackles, including a sack. Combined with DaQuan Jones to stuff Mark Ingram for no gain on a goalline rush early in the second quarter. Teamed with Avery Williamson to stuff Ingram for a one-yard loss on a rush off right tackle in the final stanza. Dropped Drew Brees for a nine-yard sack in the fourth quarter.
- Against Carolina (11/15), saw action as a reserve at defensive end and tallied a tackle.
- At Jacksonville (11/19), played as a reserve on the defensive front and collected a tackle.
- Against Oakland (11/29), saw action as a reserve at defensive tackle and recorded a tackle.
- Against Jacksonville (12/6), played as a reserve on the defensive front

and posted a tackle.

- At N.Y. Jets (12/13), saw action as a reserve on the defensive front and amassed two tackles. Combined with Wesley Woodyard to stop Chris Ivory for no gain on a rush up the middle in the third quarter.
- At New England (12/20), played as a reserve on the defensive front and tallied a tackle and a half sack. Teamed with Karl Klug to drop Tom Brady for a seven-yard sack in the fourth quarter.
- Against Houston (12/27), played as a reserve on the defensive front and notched two tackles.
- At Indianapolis (1/3), saw action as a reserve at defensive end and recorded a tackle and a quarterback pressure. Combined with David Bass to stuff Frank Gore for no gain on a rush up the middle in the opening stanza.

COLLEGE:

- Was a four-year letterman at Auburn. Played in 52 career games with 18 starts and totaled 65 tackles, 4.5 sacks, 17 tackles for loss, 13 quarterback hurries, three forced fumbles, a fumble recovery and two passes defended.

AS A SENIOR (2014), played in 13 games with four starts and recorded 17 tackles, three sacks, 5.5 tackles for loss and four quarterback hurries.

- Against Louisiana State (10/4), posted two tackles and a tackle for loss. Was invited to Medal of Honor Bowl and the NFL Scouting Combine.
- At Ole Miss (11/1), registered a sack and 2.5 tackles for loss.
- Against Texas A&M (11/8), amassed a sack and three solo tackles in a start.

AS A JUNIOR (2013), appeared in 14 games with four starts and amassed 16 tackles, a half sack, three tackles for loss, six quarterback hurries and a forced fumble.

- Against Arkansas State (9/7), posted three tackles and a sack.
- Against Ole Miss (10/5), notched two tackles and two quarterback hurries.
- Against Florida State (1/6), forced a Seminoles fumble in the BCS title game.

AS A SOPHOMORE (2012), saw action in 12 games with 10 starts and notched 26 tackles, a sack, seven tackles for loss, two forced fumbles, a fumble recovery and two passes defended.

- Against Clemson (9/1), collected a pair of tackles and a tackle for loss in first career start.
- At Mississippi State (9/8), blocked a Bulldogs field goal attempt which was the first blocked field goal by Auburn since 2009.
- Against Louisiana-Monroe (9/15), blocked ULM's overtime field goal attempt.
- Against New Mexico State (11/3), tallied a sack, a career-best five tackles and two tackles for loss.
- At Alabama (11/24), posted three tackles and a stop for loss.

AS A FRESHMAN (2011), recorded six tackles, including 1.5 for loss while playing in all 13 games as a true freshman along the defensive line.

- Against Utah State (9/3), posted three tackles and tallied half a tackle for loss in the opener.
- At Clemson (9/17), posted a tackle for loss of three yards.
- Graduated with a sociology degree from Auburn in December 2014.

PERSONAL:

- Single and splits time between Nashville and Wilmington, Del.
- Attended Red Lion Christian Academy (Bear, Del.) where he played defensive line, linebacker and offensive line.

- Was listed as the nation's No. 14 defensive tackle by ESPN.com/Scouts Inc. Rated as the No. 24 defensive tackle in the nation and the No. 2 recruit in Delaware.
- Was a PrepStar All-East Region team and selected to play in the National Underclassmen Combine All-World Gridiron Classic following his senior season.
- During his senior campaign, had 40 tackles including three sacks, three forced fumbles, two pass deflections and a fumble recovery in just seven games.
- As a junior, collected 56 tackles, including 11 tackles for loss and seven sacks. Also served as the team's punter, booming 40 punts for a 36.1-yard average with a long of 52 yards.
- Also played on the Red Lion basketball team.
- List of favorites: (TV show) "Martin" and "Will and Grace"; (movie) "I Am Legend"; (childhood sports hero) LeBron James; (childhood sports teams) Baltimore Ravens, Cleveland Cavaliers and Miami Heat; (video

game) "NBA2K," "Madden" and "Mortal Kombat"; (guilty pleasure) pumpkin cheesecake ice cream; and (food) pancakes, eggs and bacon, ribs and steak.

- Born Angelo Sierre Blackson, Jr. on Nov. 14, 1992 in Wilmington, Del.

ANGELO BLACKSON'S COLLEGE STATISTICS

REGULAR SEASON				TACKLES							INTERCEPTIONS					FUMBLES		
Year	Team	GP	GS	Tot	Solo	Asst	Sk	Yds	QBP	TFL	No	Yds	Lg	TD	PD	FF	FR	Yds
2011	Auburn	13	0	6	2	4	0.0	0.0	0	1.5	0	0	-	0	0	0	0	0
2012	Auburn	12	10	26	12	14	1.0	8.0	3	7.0	0	0	-	0	0	2	1	0
2013	Auburn	14	4	16	6	10	0.5	4.0	6	3.0	0	0	-	0	0	1	0	0
2014	Auburn	13	4	17	12	5	3.0	10.0	4	5.5	0	0	-	0	0	0	0	0
College Totals		52	18	65	32	33	4.5	22.0	13	17.0	0	0	-	0	0	3	1	0

Single-Game Highs

Tackles - 5 vs. New Mexico State (11/3/12)

Sacks - 1 (Four times, last vs. Texas A&M, 11/8/14)

Tackles For Loss - 2.5 at Ole Miss (11/1/14)

Forced Fumble - 1 (Three times, last vs. Florida State, 1/6/14)

Fumble Recovery - 1 vs. Louisiana State (9/22/12)

ANGELO BLACKSON'S GAME-BY-GAME

2015 Tennessee Titans																		
Date	Opp	W/L	P/S	Tot	Solo	Asst	Sk	- Yds	QBP	TFL	Int	- Yds	-TD	PD	FF	FR	- Yds	SpT
Sept 13	@ TB	W	p	3	3	0	1.0	5.0	1	0	0	0	0	0	1	0	0	0
Sept 20	@ Cle	L	p	0	0	0	0.0	0.0	0	0	0	0	0	0	0	0	0	0
Sept 27	Ind	L	p	0	0	0	0.0	0.0	0	0	0	0	0	0	0	0	0	0
Oct 11	Buf	L	p	1	0	1	0.0	0.0	0	0	0	0	0	0	0	0	0	0
Oct 18	Mia	L	p	1	0	1	0.0	0.0	0	0	0	0	0	0	0	0	0	0
Oct 25	Atl	L	p	0	0	0	0.0	0.0	0	0	0	0	0	0	0	0	0	0
Nov 1	@ Hou	L	p	1	0	1	0.0	0.0	0	0	0	0	0	0	0	0	0	0
Nov 8	@ NO	W	p	3	1	2	1.0	9.0	0	0	0	0	0	0	0	0	0	0
Nov 15	Car	L	p	1	0	1	0.0	0.0	0	0	0	0	0	0	0	0	0	0
Nov 19	@ Jax	L	p	1	1	0	0.0	0.0	0	0	0	0	0	0	0	0	0	0
Nov 29	Oak	L	p	1	1	0	0.0	0.0	0	0	0	0	0	0	0	0	0	0
Dec 6	Jax	W	p	1	0	1	0.0	0.0	0	0	0	0	0	0	0	0	0	0
Dec 13	@ NYJ	L	p	2	1	1	0.0	0.0	0	0	0	0	0	0	0	0	0	0
Dec 20	@ NE	L	p	1	0	1	0.5	3.5	0	0	0	0	0	0	0	0	0	0
Dec 27	Hou	L	p	2	2	0	0.0	0.0	0	0	0	0	0	0	0	0	0	0
Jan 3	@ Ind	L	p	1	1	0	0.0	0.0	1	0	0	0	0	0	0	0	0	0
Totals				3-13	16/0	19	10	9	2.5	17.5	2	0	0	0	0	0	0	0

ANGELO BLACKSON'S NFL STATISTICS

REGULAR SEASON				TACKLES							INTERCEPTIONS					FUMBLES			
Year	Team	GP	GS	Tot	Solo	Asst	Sk	Yds	QBP	TFL	No	Yds	Lg	TD	PD	FF	FR	Yds	SpT
2015	Tennessee	16	0	19	10	9	2.5	17.5	2	0	0	0	0	0	0	1	0	0	0
NFL Totals		16	0	19	10	9	2.5	17.5	2	0	0	0	0	0	0	1	0	0	0

Single-Game Highs

Tackles - 3 (Twice, last at New Orleans 11/8/15)

Sacks - 1 (Twice, last at New Orleans 11/8/15)

Forced Fumble - 1 at Tampa Bay (9/13/15)

48



BEAU BRINKLEY

LONG SNAPPER • 6'4" • 248 lbs • COLLEGE: MISSOURI
 ACQUIRED: FREE AGENT - 2012 • NFL EXP. (NFL/TITANS): 4/4
 HOMETOWN: KEARNEY, MO.
 GAMES PLAYED/GAMES STARTED: 64/0 (PLAYOFFS: 0/0)



PRO: Beau Brinkley was signed by the Titans as an undrafted free agent following the 2012 NFL Draft and has handled all of the team's long snapping duties in every game since then. His consistency helped Brett Kern set the franchise records for both gross and net punting average and helped Titans kickers Rob Bironas (2012-13) and Ryan Succop (2014) combine to make 84.1 percent of their field goals in Brinkley's first three campaigns.

CAREER HIGHLIGHTS:

- In 2014, Brinkley was the team's long snapper for every punt, field goal and extra point attempt for his third consecutive season. He set a career high and tied for third on the squad with 10 special teams stops.
- As a rookie in 2012, Brinkley played in every game and contributed six special teams tackles.

TITANS TIDBITS:

- Brinkley's father, Mike, was an All-American defensive end and long snapper at Missouri Valley College. He taught Beau the skill of long snapping when he was just seven years old. Beau's football idol growing up was Kansas City Chiefs long snapper Kendall Gammon.
- Brinkley raced four-wheelers in the Extreme Dirt Track Racing Series while growing up in Missouri. He traveled the country competing in both motor cross and flat track competitions and won a flat track regional title in 2005.
- In June 2015, Brinkley participated in the Nashville Sports Council Golf Tournament at Gaylord Springs Golf Course. On the par-3 eighth hole, he sunk a hole-in-one to win a barrel of Jack Daniel's whiskey.

CAREER TRANSACTIONS:

- The Kearney, Mo., native was signed by the Titans as an undrafted free agent on May 4, 2012.

SEASON RECAPS:

2015 (16/0): Played in all 16 games as the long snapper for the fourth consecutive campaign and registered seven special teams tackles. Tied for the team lead in special teams tackles three times in 2015 (at CLE, vs. BUF, vs. CAR).

- At Tampa Bay (9/13), served as the team's long snapper.
- At Cleveland (9/20), saw action at long snapper collected a special teams stop.
- Against Indianapolis (9/27), played as a reserve as the long snapper.
- Against Buffalo (10/11), saw action as the team's long snapper and collected a special teams stop.
- Against Miami (10/18), served as the team's long snapper.
- Against Atlanta (10/25), saw action as the team's long snapper.
- At Houston (11/1), played as a reserve at long snapper and posted a special teams stop.
- At New Orleans (11/8), served as the team's long snapper.
- Against Carolina (11/15), saw action as the long snapper and posted a special teams tackle on coverage units.
- At Jacksonville (11/19), played as a reserve as the long snapper.
- Against Oakland (11/29), saw action as the long snapper and recorded a special teams tackle.
- Against Jacksonville (12/6), served as the team's long snapper and collected a special teams stop.
- At N.Y. Jets (12/13), played as a reserve as the team's long snapper.
- At New England (12/20), saw action as a reserve as the team's long snapper.
- Against Houston (12/27), served as the team's long snapper.

- At Indianapolis (1/3), saw action as the team's long snapper and recorded a special teams tackle.

2014 (16/0): Played in all 16 games for the third consecutive season. Tied for third on the team with a career-high 10 special teams tackles.

- At Kansas City (9/7), collected two solo special teams tackles.
- At Philadelphia (11/23), collected two special teams tackles as the long snapper.
- At Jacksonville (12/18), notched a special teams stop.

2013 (16/0): Played in all 16 games as a reserve long snapper and collected six special teams tackles. Tied for the team lead in special teams tackles twice in 2013 (vs. SD, vs. KC).

- Against San Diego (9/22), notched a special teams tackle.
- Against N.Y. Jets (9/29), posted a special teams tackle on coverage units.
- Against Kansas City (10/6), tied for the team lead with two special teams tackles.
- Against San Francisco (10/20), posted a special teams tackle on coverage units.
- At St. Louis (11/3), collected a solo tackle on coverage units.

2012 (16/0): Appeared in all 16 games as a rookie long snapper and posted six special teams tackles. Helped Brett Kern set franchise records in both gross (47.6 yards) and net (40.4) punting average. Led or tied for the team lead in special teams tackles twice (vs. PIT, at IND). Played in his first career NFL game against New England (9/9/12).

- Against New England (9/9), made his NFL debut as a reserve long snapper.
- Against Detroit (9/23), snapped for Rob Bironas' game-winning field goal in overtime.
- Against Pittsburgh (10/11), led the team with three special teams tackles and snapped for Rob Bironas' game-winning field goal.
- At Miami (11/11), snapped for Brett Kern's career-long 71-yard punt.
- Against Houston (12/2), posted a special teams tackle.
- At Indianapolis (12/9), tied for the team lead with a special teams tackle.
- Against Jacksonville (12/30), posted a solo special teams tackle.

COLLEGE:

- Spent four seasons as Missouri's long snapper after joining the team as a preferred walk-on. Appeared in 50 career games during his time at Missouri and helped field goal kickers make a combined 79-of-98 field goal attempts (80.6 pct.) and 210-of-212 on extra point attempts (99.1 pct.).
- As a senior (2011), played in all 13 games as the team's long snapper and also registered five tackles on special teams. Named the Tigers' 2011 Co-Special Teams Player of the Year. Helped Tigers kickers make a combined 16-of-25 field goal attempts and 53-of-53 PATs.
- As a junior (2010), played in 11 games as the long snapper and helped the Tigers rank 14th in the NCAA in net punting. Snapped for placekicker Grant Ressel, who was 17-of-19 on field goal attempts and 45-of-47 on PATs. Posted one special teams stop.
- As a sophomore (2009), played in all 13 games as the team's long snapper and was named the Tigers' Special Teams Player of the Year. Helped Ressel set an NCAA single-season kicking accuracy record for combined kicks (26-of-27 on field goals and 39-of-39 extra points). Also helped MU rank fourth in the NCAA in team net punting (40.48 avg.).
- As a freshman (2008), joined the team as a walk-on and won the long-snapping job for placekicks and punts. Appeared in all 13 games and was named the Tigers' Walk-On Player of the Year. Helped Jeff Wolfert to a

perfect 73-for-73 mark on extra point attempts and a 20-for-27 mark on field goals. Posted three tackles as part of the punt coverage team.

- Graduated in May 2012 with a major in general studies at Missouri.

PERSONAL:

- Married to Whitney and lives in Nashville.
- Attended Kearney (Mo.) High School.
- Follow Brinkley on Twitter: @Brinkley86
- List of favorites: (movie) "Tommy Boy"; (TV show) "The Walking Dead"; (actor) Chris Farley; (music artist) Garth Brooks; (school subject) history; (car) Ford F-350; (video game) "Call of Duty"; (food) sushi; and (book) "Lone Survivor" by Marcus Luttrell.
- Born Beau Michael Brinkley on Jan. 25, 1990 in Kansas City, Mo.

BEAU BRINKLEY'S NFL STATISTICS

REGULAR SEASON

Year	Team	GP	GS	SpT Tackles
2012	Tennessee	16	0	6
2013	Tennessee	16	0	6
2014	Tennessee	16	0	10
2015	Tennessee	16	0	7
NFL Totals		64	0	29

55



ZACH BROWN

LINEBACKER • 6'1" • 248 lbs • COLLEGE: NORTH CAROLINA
ACQUIRED: 2ND ROUND - 2012 • NFL EXP. (NFL/TITANS): 4/4
HOMETOWN: ESTILL, S.C.
GAMES PLAYED/GAMES STARTED: 49/32 (PLAYOFFS: 0/0)



PRO: The Titans acquired former North Carolina Tar Heels linebacker Zach Brown in the second round of the 2012 NFL Draft. He appeared in every game through his first two campaigns as a weakside linebacker, but missed the majority of the 2014 season after getting injured on the team's fourth play of the season. Brown's speed and athleticism allow him to chase the ball from sideline to sideline and be disruptive against the run and the pass. As a rookie, he made an immediate impact, starting 13 games. He started 13 contests again in 2013 and built his two-year totals to 210 tackles, 9.5 sacks and four interceptions.

CAREER HIGHLIGHTS:

- In 2013, Brown ranked second on the team and set a career high with 117 tackles.
- In the first two weeks of the 2013 season, Brown set or matched single-game career highs in sacks (two at Pittsburgh on Sept. 8) and tackles (13 at Houston on Sept. 15).
- As a rookie in 2012, Brown tied for third on the squad with 93 tackles and added 5.5 sacks and three interceptions. He was the only NFL rookie to finish among the top five rookies in both interceptions (tied for fourth) and sacks (tied for fifth).
- Against the Jaguars in the season finale of his rookie season (12/30/12), Brown tallied five tackles, two interception returns for touchdowns (79 and 30 yards) and a sack. He tied the NFL record (reached several times) for interception return touchdowns in a game, and he became the third player in franchise history to accomplish the feat, joining Miller Farr (Dec. 7, 1968) and Ken Houston (Dec. 19, 1971).
- As a senior at North Carolina, Brown was a Butkus Award semifinalist and earned All-Atlantic Coast Conference first-team honors, as he led the team with a career-high 105 tackles. He also ranked second on the squad with 5.5 sacks and 13.5 stops for loss.

TITANS TIDBITS:

- At the 2012 NFL Scouting Combine, Brown showed his speed and athleticism by posting times of 1.52 seconds in the 10-yard dash, 2.55 in the 20 and 4.44 in the 40-yard dash. He again performed the drills in front of teams at North Carolina's pro day. The linebacker was timed at 4.37 seconds in the 40-yard dash and also improved his vertical jump, producing a 35-inch leap on campus after coming up with a 33 1/2 inch jump at the Combine.
- As a sophomore at North Carolina, Brown set the Tar Heels school record in the indoor 60-meter dash with a time of 6.72 seconds.
- Since his childhood, Brown has always been interested in deep sea creatures. Eventually, he would like to have a huge circular fish tank in his home with a few small sharks.
- Brown was a unique athlete in high school. He was a state champion wrestler and a two-time state champion sprinter in Maryland. As a senior, he posted a 29-0 record on the wrestling mat, recording 17 pins and five technical falls. He also captured the state class 3-A title in the 100-meter dash (10.67 seconds) and 200-meter dash (21.52), becoming the first player in school history to win a state title in track.

CAREER TRANSACTIONS:

- The Columbia, Md., native was selected by the Titans in the second round (52nd overall) of the 2012 NFL Draft.

SEASON RECAPS:

2015 (16/5): Played in all 16 games with five starts at inside linebacker and ranked fourth on the team with 98 tackles. Tied for the team lead with two interceptions. Registered a half sack, five quarterback pressures, four

tackles for loss and three passes defended. Led or tied for the team lead in tackles four times in 2015 (at TB, at CLE, vs. MIA, at HOU). Tied for the team lead in passes defended three times in 2015 (vs. IND, at HOU, at JAX). Tied for the team lead in tackles for loss three times in 2015 (vs. OAK, at NYJ, vs. HOU).

- At Tampa Bay (9/13), started at inside linebacker and led the team with eight tackles. Combined with Da'Norris Searcy to stonewall Doug Martin for no gain on a fourth-and-one rush in the second quarter.
- At Cleveland (9/20), started at inside linebacker and led the team with eight tackles. Stuffed Taylor Gabriel for a three-yard loss on a short pass in the second quarter.
- Against Indianapolis (9/27), started at inside linebacker and totaled eight tackles and an interception. Made a leaping interception of an Andrew Luck pass intended for T.Y. Hilton and returned the pick 45 yards to the Colts' 13-yard line in the third quarter.
- Against Buffalo (10/11), played as a reserve at linebacker and posted four tackles. Combined with DaQuan Jones to stonewall Cierre Wood for no gain on a rush off left end in the second stanza.
- Against Miami (10/18), started at inside linebacker and led the team with 14 tackles. Stuffed Lamar Miller for no gain on a rush off right tackle in the fourth quarter.
- Against Atlanta (10/25), played as a reserve at inside linebacker and amassed five tackles and a quarterback pressure. Stuffed Devonta Freeman for no gain on a rush up the middle in the final stanza.
- At Houston (11/1), saw action as a reserve at inside linebacker and tied for the team lead with nine tackles, including a half sack, a stop for loss, a quarterback pressure and a pass defended. Knocked down a pass intended for Keith Mumphery in the third quarter. Combined with Jurrell Casey to sack Brian Hoyer for a six-yard loss in the fourth quarter.
- At New Orleans (11/8), played as a reserve at linebacker and totaled six tackles.
- Against Carolina (11/15), saw action as a reserve at inside linebacker and tallied two tackles.
- At Jacksonville (11/19), played as a reserve at inside linebacker and collected two tackles, an interception and a quarterback pressure. Stuffed T.J. Yeldon for no gain on a second-and-one rush in the second stanza. Halted a potential Jaguars' scoring drive by intercepting a Blake Bortles pass intended for Julius Thomas in the fourth quarter.
- Against Oakland (11/29), saw action as a reserve at inside linebacker and recorded a tackle for loss. Stuffed Latavius Murray for a one-yard loss on a rush off right end in the fourth quarter.
- Against Jacksonville (12/6), played as a reserve at inside linebacker and posted five tackles.
- At N.Y. Jets (12/13), saw action as a reserve at inside linebacker and amassed seven tackles, including a stop for loss. Stuffed Chris Ivory for a two-yard loss on a rush off left guard late in the third quarter.
- At New England (12/20), played as a reserve at inside linebacker and tallied four tackles.
- Against Houston (12/27), saw action as a reserve at inside linebacker and notched five tackles, including a stop for loss. Stuffed Chris Polk for a three-yard loss on a rush off right tackle in the third quarter.
- At Indianapolis (1/3), started at inside linebacker and recorded nine tackles and two quarterback pressures.

2014 (1/1): Started the season opener at linebacker and collected a tackle and a quarterback pressure before suffering a season-ending injury after just four plays. Was inactive for one contest before being placed on injured reserve on Sept. 16, 2014.

- At Kansas City (9/7), started at linebacker and collected a tackle and a

quarterback pressure before leaving the game with an injury early in the first quarter.

- Against Dallas (9/14), was inactive.

2013 (16/13): Played in all 16 games with 13 starts at linebacker and ranked second on the team with a career-high 117 tackles. Led the team with four tackles for loss and tied for third on the team with four sacks. Collected an interception, four quarterback pressures, five passes defended, a forced fumble and a fumble recovery. Posted a special teams tackle. Led or tied for the team lead in tackles five times in 2013 (at PIT, at HOU, at OAK, at IND, vs. HOU).

- At Pittsburgh (9/8), led the team with 10 tackles, while tying a career-high with two sacks. Registered a pass defended. Ended a Steelers' drive by sacking Ben Roethlisberger for a one-yard loss on third-and-15. Halted a Steelers' drive by dropping Roethlisberger for an eight-yard sack on third-and-three.
- At Houston (9/15), led the team with a career-best 13 tackles and a quarterback pressure. Stuffed Ben Tate for no gain on a rush up the middle in the second quarter.
- Against N.Y. Jets (9/29), posted eight tackles, including a sack, a forced fumble and two quarterback pressures. Forced a Geno Smith fumble that was recovered by Alterraun Verner in the second quarter. Sacked Smith for an 11-yard loss late in the fourth quarter.
- At Oakland (11/24), recorded a team-high 11 tackles, a stop for loss and an interception. Intercepted a pass intended for Marcel Reece at the Raiders' 14-yard line early in the second quarter. Read the screen and stuffed Marcel Reece for a three-yard loss in the second quarter.
- At Indianapolis (12/1), tied for the team lead with nine tackles, including a sack and a pass defended. Sacked Andrew Luck for a six-yard loss late in the second quarter.
- Against Houston (12/29), tied for the team lead with nine tackles, including a stop for loss, a fumble recovery and a pass defended. Recovered a Jonathan Grimes fumble that was forced by Akeem Ayers in the second quarter.

2012 (16/13): Appeared in all 16 games with 13 starts as a rookie and tied for third on the team with 93 tackles. Ranked fourth on the team with 5.5 sacks and finished third on the squad with three interceptions, including two returned for touchdowns. Also posted six tackles for loss, six passes defended, two fumble recoveries, two quarterback pressures and a forced fumble. Led or tied for the team lead in tackles three times (vs. CHI, at JAX, vs. NYJ). Led or tied for the team lead in sacks three times (at SD, at JAX, vs. NYJ). Saw action in his first career NFL game against New England (9/9/12). Made his first career NFL start and posted his first career NFL sack at San Diego (9/16/12). Registered his first career interception when he picked off Ryan Tannehill at Miami (11/11/12).

- Against New England (9/9), made his NFL debut as a reserve at linebacker and on special teams. Collected two tackles on defense, including a stop for loss. Stuffed Brandon Bolden for a two-yard loss on a rush off left end late in the fourth quarter.
- At San Diego (9/16), made his first career NFL start at linebacker and totaled 10 tackles, a sack and a forced fumble. Dropped Philip Rivers for a five-yard sack and forced a fumble that was recovered by the Chargers early in the third quarter.
- At Chicago (11/4), led the team with a season-high 11 tackles, including two stops for loss and a fumble recovery. Combined with Akeem Ayers to stuff Michael Bush for no gain on a rush off left tackle in the opening stanza. Halted Matt Forte for no gain on a rush off left guard in the second quarter. Recovered a Jay Cutler fumble and returned it six yards after a Jurrell Casey strip-sack in the second quarter. Stonewalled Bush for a three-yard loss on a rush off left tackle in the final stanza. Stuffed Armando Allen for a seven-yard loss on a rush off left end in the fourth quarter.
- At Miami (11/11), recorded six tackles and his first career interception. Picked off a Ryan Tannehill pass intended for Jabar Gaffney and returned the interception 47 yards in the fourth quarter.
- At Jacksonville (11/25), led the team with nine tackles and two sacks. Dropped Chad Henne for a two-yard sack early in the first quarter. Ended a Jaguars' drive by teaming with Kamerion Wimbley to sack Henne for a nine-yard loss on third-and-four in the third stanza.
- Against N.Y. Jets (12/17), tied for the team lead with eight tackles, including a career-best two sacks, a tackle for loss and a fumble recovery. Stuffed Shonn Greene for a three-yard loss on a short pass in the second quarter. Dropped Tim Tebow for a two-yard sack in the second stanza. Halted a Jets' drive by sacking Sanchez for a seven-yard loss on third-and-five in the third quarter. Sealed the game by recovering a botched snap

late in the fourth quarter.

- Against Jacksonville (12/30), started at linebacker and recorded five tackles, two interception returns for touchdowns, a sack and three total passes defended. Teamed with Jurrell Casey to stuff Keith Toston for no gain on a rush off left guard in the first quarter. Ended a Jaguars' drive by breaking up a third-and-six pass intended for Justin Blackmon in the second quarter. Evened the score at 14-14 by stepping in front of a pass intended for Marcedes Lewis and sprinting for a 79-yard interception return for a touchdown with 1:48 left to play in the second quarter. Gave the Titans a 35-14 lead by securing a tipped pass by Tommie Campbell and racing 30 yards for a touchdown with 12:03 remaining in the third quarter. Dropped Chad Henne for an eight-yard sack in the final quarter.

COLLEGE:

- Started 23 of 47 games at North Carolina, including 11 starts at weakside outside linebacker and 12 starts at the strongside spot. Recorded 230 tackles with 5.5 sacks for minus 37 yards, 19 stops for losses of 64 yards and six quarterback pressures. Also caused three fumbles, posted a fumble recovery, deflected four passes and intercepted seven others for 137 yards in returns (19.57 avg). His 70-yard interception return against Virginia in 2010 ranked as the 11th-longest interception runback in school history.
- As a senior (2011), the Butkus Award semi-finalist was named All-Atlantic Coast Conference by the Atlantic Coast Sports Media Association. Was named All-American honorable mention by The NFL Draft Report and was the recipient of the 2011 Elite Linebacker Trophy from the College Football Performance Awards. Named the Tar Heels Most Valuable Player after starting 12 games at strongside outside linebacker. Led the team with 105 tackles, ranked second on the squad with 5.5 sacks for minus 37 yards and 13.5 stops for losses of 49 yards. Added six quarterback pressures, three forced fumbles, a fumble recovery, four passes defended and three interceptions for 24 yards in returns. Finished seventh in the ACC with an average of 1.04 tackles-for-loss, ninth with 8.08 tackles per game and 10th with 0.42 sacks each contest. Recorded at least 10 tackles in five games, including his final three contests.
- As a junior (2010), played in all 13 games with five starts and finished second on the team with 72 tackles that included 1.5 stops for minus four yards and a trio of interceptions for 113 yards in returns (37.7 avg). Earned enough points to be named a special teams captain (Carolina awards points throughout the year on special teams and the player with the most points are named captains).
- As a sophomore (2009), started the first six games at weakside outside linebacker after playing primarily on special teams as a freshman. Finished the season with 47 tackles, including four for losses of 11 yards.
- As a true freshman (2008), played on special teams and as a reserve linebacker, recording six tackles.
- Was an African-American studies major at North Carolina.

PERSONAL:

- Single, and resides in Columbia, Md.
- In 2007, attended Hargrave (Chatham, Va.) Military Academy prior to enrolling at the University of North Carolina. Played outside linebacker for renowned head coach Robert Prunty. Rivals.com regarded the four-star prospect as the 12th-best prep school player in the country and Scout.com also awarded him a four-star rating and ranked him among the nation's Top 10 linebacker recruits.
- Attended Wilde Lake High School in Columbia, Md., playing football for head coach Doug Duvall. The standout 210-pound tailback and weakside outside linebacker was an All-Howard County selection as a senior, as he rushed for 1,537 yards and 20 touchdowns and collected over 90 solo tackles.
- Also starred in wrestling and track. During his 29-0 record on the wrestling mat, he recorded 17 pins and five technical falls. Captured the state class 3-A title in the 100-meter dash (10.67 seconds) and 200-meter dash (21.52), becoming the first player in school history to win a state title in track.
- List of favorites: (movie) "The Wood"; (TV show) "Family Guy"; (music artist) T.I.; (school subject) math; (car) Audi; (restaurant) Outback Steakhouse; and (sports team other than the Titans) Boston Red Sox and N.Y. Knicks.
- Follow Brown on Twitter at @ZachBrown_55 and on Instagram at @zbrown47.
- Born Zachary Vinzale Brown, the son of Lewis Brown and Sandra Orr, on Oct. 23, 1989 in Beaufort, S.C.

ZACH BROWN'S GAME-BY-GAME

2012 Tennessee Titans

Date	Opp	W/L	P/S	Tot	Solo	Asst	Sk	- Yds	QBP	TFL	Int	- Yds	-TD	PD	FF	FR	- Yds	SpT
Sept 9	NE	L	p	2	2	0	0.0	0.0	0	1	0	0	0	0	0	0	0	0
Sept 16	@ SD	L	S	10	6	4	1.0	5.0	0	0	0	0	0	0	1	0	0	0
Sept 23	Det	W	S	2	2	0	0.0	0.0	0	0	0	0	0	0	0	0	0	0
Sept 30	@ Hou	L	S	4	2	2	0.0	0.0	0	0	0	0	0	0	0	0	0	0
Oct 7	@ Min	L	S	7	5	2	0.0	0.0	0	0	0	0	0	0	0	0	0	0
Oct 11	Pit	W	S	4	3	1	0.0	0.0	0	0	0	0	0	1	0	0	0	0
Oct 21	@ Buf	W	p	3	2	1	0.0	0.0	0	1	0	0	0	0	0	0	0	0
Oct 28	Ind	L	S	4	4	0	0.0	0.0	1	1	0	0	0	0	0	0	0	0
Nov 4	Chi	L	p	11	9	2	0.0	0.0	0	2	0	0	0	0	0	1	6	0
Nov 11	@ Mia	W	S	6	5	1	0.0	0.0	0	0	1	47	0	1	0	0	0	0
Nov 25	@ Jax	L	S	9	5	4	1.5	6.5	0	0	0	0	0	0	0	0	0	0
Dec 2	Hou	L	S	5	4	1	0.0	0.0	0	0	0	0	0	0	0	0	0	0
Dec 9	@ Ind	L	S	4	4	0	0.0	0.0	1	0	0	0	0	1	0	0	0	0
Dec 17	NYJ	W	S	8	7	1	2.0	9.0	0	1	0	0	0	0	0	0	1	0
Dec 23	@ GB	L	S	9	8	1	0.0	0.0	0	0	0	0	0	0	0	0	0	0
Dec 30	Jax	W	S	5	3	2	1.0	8.0	0	0	2	109	2	3	0	0	0	0
Totals		6-10	16/13	93	70	23	5.5	28.5	2	6	3	156	2	6	1	2	6	1

2013 Tennessee Titans

Date	Opp	W/L	P/S	Tot	Solo	Asst	Sk	- Yds	QBP	TFL	Int	- Yds	TD	PD	FF	FR	- Yds	SpT
Sept 8	@ Pit	W	S	10	6	4	2.0	9.0	0	0	0	0	0	1	0	0	0	0
Sept 15	@ Hou	L	S	13	11	2	0.0	0.0	1	0	0	0	0	0	0	0	0	0
Sept 22	SD	W	S	1	1	0	0.0	0.0	0	0	0	0	0	0	0	0	0	0
Sept 29	NYJ	W	S	8	6	2	1.0	11.0	2	0	0	0	0	0	1	0	0	0
Oct 6	KC	L	S	4	1	3	0.0	0.0	1	0	0	0	0	0	0	0	0	0
Oct 13	@ Sea	L	S	8	5	3	0.0	0.0	0	0	0	0	0	0	0	0	0	1
Oct 20	SF	L	S	6	5	1	0.0	0.0	0	0	0	0	0	0	0	0	0	0
Nov 3	@ STL	W	S	9	3	6	0.0	0.0	0	0	0	0	0	0	0	0	0	0
Nov 10	Jax	L	p	8	6	2	0.0	0.0	0	1	0	0	0	0	0	0	0	0
Nov 14	Ind	L	S	7	2	5	0.0	0.0	0	0	0	0	0	0	0	0	0	0
Nov 24	@ Oak	W	S	11	8	3	0.0	0.0	0	1	1	3	0	2	0	0	0	0
Dec 1	@ Ind	L	S	9	8	1	1.0	6.0	0	0	0	0	0	1	0	0	0	0
Dec 8	@ Den	L	p	8	6	2	0.0	0.0	0	1	0	0	0	0	0	0	0	0
Dec 15	Ari	L	S	2	2	0	0.0	0.0	0	0	0	0	0	0	0	0	0	0
Dec 22	@ Jax	W	p	4	4	0	0.0	0.0	0	0	0	0	0	0	0	0	0	0
Dec 29	Hou	W	S	9	6	3	0.0	0.0	0	1	0	0	0	1	0	1	0	0
Totals		7-9	16/13	117	80	37	4.0	26.0	4	4	1	3	0	5	1	1	1	0

2014 Tennessee Titans

Date	Opp	W/L	P/S	Tot	Solo	Asst	Sk	- Yds	QBP	TFL	Int	- Yds	-TD	PD	FF	FR	- Yds	SpT
Sept 7	@ KC	W	S	1	1	0	0.0	0.0	1	0	0	0	0	0	0	0	0	0
Sept 14	Dal	L	IA															
Sept 21	@ Cin																	
Sept 28	@ Ind																	
Oct 5	Cle																	
Oct 12	Jax																	
Oct 19	@ Was																	
Oct 26	Hou																	
Nov 9	@ Bal																	
Nov 17	Pit																	
Nov 23	@ Phi																	
Nov 30	@ Hou																	
Dec 7	NYG																	
Dec 14	NYJ																	
Dec 18	@ Jax																	
Dec 28	Ind																	
Totals		1-1	1/1	1	1	0	0.0	0.0	1	0	0	0	0	0	0	0	0	0

Placed on injured reserve on Sept. 16, 2014

2015 Tennessee Titans

Date	Opp	W/L	P/S	Tot	Solo	Asst	Sk	- Yds	QBP	TFL	Int	- Yds	-TD	PD	FF	FR	- Yds	SpT
Sept 13	@ TB	W	S	8	6	2	0.0	0.0	0	0	0	0	0	0	0	0	0	0
Sept 20	@ Cle	L	S	8	6	2	0.0	0.0	0	0	0	0	0	0	0	0	0	0
Sept 27	Ind	L	S	8	6	2	0.0	0.0	0	0	1	45	0	1	0	0	0	0
Oct 11	Buf	L	p	4	3	1	0.0	0.0	0	0	0	0	0	0	0	0	0	0
Oct 18	Mia	L	S	14	10	4	0.0	0.0	0	0	0	0	0	0	0	0	0	0
Oct 25	Atl	L	p	5	5	0	0.0	0.0	1	0	0	0	0	0	0	0	0	0
Nov 1	@ Hou	L	p	9	3	6	0.5	3.0	1	1	0	0	0	1	0	0	0	0
Nov 8	@ NO	W	p	6	6	0	0.0	0.0	0	0	0	0	0	0	0	0	0	0
Nov 15	Car	L	p	2	2	0	0.0	0.0	0	0	0	0	0	0	0	0	0	0
Nov 19	@ Jax	L	p	2	0	2	0.0	0.0	1	0	1	0	0	1	0	0	0	0
Nov 29	Oak	L	p	2	1	1	0.0	0.0	0	1	0	0	0	0	0	0	0	0
Dec 6	Jax	W	p	5	0	5	0.0	0.0	0	0	0	0	0	0	0	0	0	0
Dec 13	@ NYJ	L	p	7	4	3	0.0	0.0	0	1	0	0	0	0	0	0	0	0
Dec 20	@ NE	L	p	4	1	3	0.0	0.0	0	0	0	0	0	0	0	0	0	0
Dec 27	Hou	L	p	5	4	1	0.0	0.0	0	1	0	0	0	0	0	0	0	0
Jan 3	@ Ind	L	S	9	8	1	0.0	0.0	2	0	0	0	0	0	0	0	0	0
Totals		3-13	16/5	98	65	33	0.5	3.0	5	4	2	45	0	3	0	0	0	0

ZACH BROWN'S NFL STATISTICS

REGULAR SEASON

TACKLES											INTERCEPTIONS					FUMBLES				
Year	Team	GP	GS	Tot	Solo	Asst	Sk	Yds	QBP	TFL	No	Yds	Lg	TD	PD	FF	FR	Yds	SpT	
2012	Tennessee	16	13	93	70	23	5.5	28.5	2	6	3	156	79t	2	6	1	2	6	1	
2013	Tennessee	16	13	117	80	37	4.0	26.0	4	4	1	3	3	0	5	1	1	0	1	
2014	Tennessee	1	1	1	1	0	0.0	0.0	1	0	0	0	0	0	0	0	0	0	0	
2015	Tennessee	16	5	98	65	33	0.5	3.0	5	4	2	45	45	0	3	0	0	0	0	
NFL Totals		49	32	309	216	93	10.0	57.5	12	14	6	204	79t	2	14	2	3	6	2	

Single-Game Highs

Tackles - **14 vs. Miami (10/18/15)**
 Sacks - 2 (Twice, last at Pittsburgh 9/8/13)
 Tackles for Loss - 2 vs. Chicago (11/4/12)
 Forced Fumbles - 1 (Twice, last vs. N.Y. Jets 9/29/13)
 Fumble Recovery - 1 (Three times, last vs. Houston 12/29/13)
 Interceptions - 2 vs. Jacksonville (12/30/12)

Additional Statistics

Touchdowns - 2 (79-yard interception return vs. Jacksonville, 12/30/12; 30-yard interception return vs. Jacksonville 12/30/12)

99



JURRELL CASEY

DEFENSIVE TACKLE • 6'1" • 305 lbs • COLLEGE: SOUTHERN CAL
 ACQUIRED: 3RD ROUND - 2011 • NFL EXP. (NFL/TITANS): 5/5
 HOMETOWN: LONG BEACH, CALIF.
 GAMES PLAYED/GAMES STARTED: 79/77 (PLAYOFFS: 0/0)



2014, 2015

PRO BOWLS



2015

PRO: The Titans used their third-round pick in the 2011 NFL Draft on University of Southern California defensive tackle Jurrell Casey. In his first four pro seasons, Casey quickly developed as one of the top interior defensive linemen in the NFL, a force against both the run and pass. During that timespan, he played in all but one game and ranked tied for sixth among all defensive tackles with 21 total sacks (Geno Atkins, Marcell Dareus, Ndamukong Suh, Gerald McCoy and Justin Smith). In 2013, he tied for second among NFL defensive tackles with a career-high 10.5 sacks and set a career high with 90 tackles.

CAREER HIGHLIGHTS:

- Following the 2014 season, Casey was voted the 96th-best player in the NFL by his peers on the NFL Network's "Top 100 Players of 2015."
- In 2013, Casey was named *Associated Press* second-team All-Pro after putting together one of the best seasons by a defensive tackle in franchise history. His 10.5 sacks set a career high and made up the second-highest total by a franchise defensive tackle since sacks became an official statistic in 1982, finishing behind only Ray Childress' 13 sacks in 1992. Only Jason Hatcher of the Dallas Cowboys (11) finished with more sacks than Casey among defensive tackles in 2013. Casey's season totals also included a career-high 90 tackles and a career- and team-high 10 quarterback pressures.
- In 2012, he notched 80 tackles to lead the defensive line and added three sacks.
- As a rookie in 2011, Casey recorded 74 tackles, which led the team's defensive linemen, and tied for second on the defense with five tackles for loss.
- Casey totaled nine sacks and 22 tackles for loss during his three seasons at Southern California. In 2010, Casey's junior year, he was named first-team All-Pac-10.

TITANS TIDBITS:

- Family members, friends and teammates call him "Tut-Tut," a nickname he earned from his aunt as a small child because she said he walked like a turtle.
- Casey has nine brothers and sisters.
- When he was in high school, his older brother, Jurray, was convicted of first-degree murder. Despite the turmoil it caused, Jurrell credits his brother for helping him re-focus on becoming a better football player and student.
- Casey calls his mother, Collette Burns, a cafeteria worker in the Long Beach Unified School District, "the inspiration in my life" for how hard she worked to provide for Jurrell and his siblings.

CAREER TRANSACTIONS:

- The Long Beach, Calif., native was selected by the Titans in the third round (77th overall) of the 2011 NFL Draft.

SEASON RECAPS:

2015 (16/16): Named to the Pro Bowl after starting all 16 games at defensive tackle and tying for the team lead with seven sacks. Ranked second on the team with 11 tackles for loss and a career-high 28 quarterback pressures. Registered a career-best five passes defended. Tied for the team lead in tackles once in 2015 (at NYJ). Led or tied for the team lead in sacks five times in 2015 (vs. IND, vs. BUF, at JAX, vs. JAX, at NE). Led or tied for the team lead in quarterback pressures seven times in 2015 (vs. IND, vs. MIA, vs. ATL, vs. HOU, vs. JAX, at NYJ, vs. HOU). Led or tied for the team lead in tackles for loss four times in 2015 (at TB, vs. IND, at NYJ, vs. HOU). Led or tied for the team lead in passes defended twice in 2015 (vs. ATL, at NO).

- At Tampa Bay (9/13), started at defensive tackle and collected six tackles, including a sack, three tackles for loss and two quarterback pressures. Burst through the line and stopped Doug Martin for a two-yard loss on a rush off right guard in the first quarter. Dropped Jameis Winston for an eight-yard sack in the third quarter.
- At Cleveland (9/20), started at defensive tackle and amassed five tackles, including a stop for loss and a quarterback pressure.
- Against Indianapolis (9/27), started at defensive tackle and totaled three tackles, including a sack, a team-best four quarterback pressures and a tackle for loss. Dropped Frank Gore for a one-yard loss on a rush up the middle in the first quarter. Sacked Andrew Luck for a five-yard sack in the fourth quarter.
- Against Buffalo (10/11), started at defensive tackle and posted eight tackles, including 1.5 sacks, a tackle for loss and a quarterback pressure. Ended a Bills' drive by sacking Tyrod Taylor for a three-yard sack on third-and-five in the second quarter. Halted a Bills' drive by teaming with Derrick Morgan to drop Tyrod Taylor for a five-yard sack on third-and-10 in the second quarter. Stuffed Boom Herron for no gain on a rush up the middle in the second quarter.
- Against Miami (10/18), started at defensive tackle and tallied six tackles, including a pass defended and a quarterback pressure. Batted down a pass intended for Jordan Cameron in the first quarter.
- Against Atlanta (10/25), started at defensive tackle and amassed four tackles, three quarterback pressures and three passes defended. Batted down a pass intended for Julio Jones in the fourth quarter.
- At Houston (11/1), started at defensive tackle and registered six tackles, including a half sack and three quarterback pressures. Combined with Zach Brown to sack Brian Hoyer for a six-yard loss in the fourth quarter.
- At New Orleans (11/8), started at defensive tackle and totaled a tackle, a quarterback pressure and a pass defended. Knocked down a pass intended for Willie Snead early in the fourth quarter.
- Against Carolina (11/15), started at defensive tackle and tallied six tackles, including a stop for loss and a quarterback pressure. Combined with Sammie Hill to stuff Jonathan Stewart for no gain on a goalline rush in the fourth quarter.
- At Jacksonville (11/19), started at defensive tackle and collected five tackles, a sack, two quarterback pressures and a stop for loss. Dropped Blake Bortles for a four-yard sack early in the fourth quarter.
- Against Oakland (11/29), started at defensive tackle and recorded six tackles and a quarterback pressure.
- Against Jacksonville (12/6), started at defensive tackle and posted four tackles, a sack and two quarterback pressures. Halted a Jaguars' drive by sacking Blake Bortles for a nine-yard loss on third-and-six in the second quarter.
- At N.Y. Jets (12/13), started at defensive tackle and tied for the team lead with eight tackles, two quarterback pressures and a stop for loss. Stuffed Stevan Ridley for a one-yard loss on a rush off left tackle in the second quarter.
- At New England (12/20), started at defensive tackle and tallied four tackles, including a sack and a stop for loss. Ended a Patriots' drive by dropping Tom Brady for a seven-yard sack on third-and-15 late in the first quarter. Stonewalled Joey Iosefa for a one-yard loss on a rush off right guard in the second quarter.
- Against Houston (12/27), started at defensive tackle and notched eight tackles, including a stop for loss and three quarterback pressures. Tackled Alfred Blue for no gain on a rush off right tackle in the second stanza.
- At Indianapolis (1/3), started at defensive tackle and recorded six tackles and a quarterback pressure.

2014 (16/16): Started all 16 games at defensive tackle and tied for the team lead with a career-high 27 quarterback pressures and a career-best 13 tackles for loss. Led all Titans defensive linemen and ranked fourth on the team with 86 tackles. Finished second on the team with five sacks. Tied for the team lead in tackles once in 2014 (vs. PIT). Led or tied for the team lead in sacks three times in 2014 (vs. DAL, vs. JAX, at PHI). Led or tied for the team lead in quarterback pressures seven times in 2014 (at KC, at CIN, at IND, vs. HOU, vs. NYG, at JAX, vs. IND). Tied for the team lead in passes defended once in 2014 (vs. NYJ). Named AFC Defensive Player of the Week after totaling eight tackles, two sacks, two stops for loss and a quarterback pressure against Jacksonville (10/12/14). Was voted a team captain for the 2014 season by his teammates.

- At Kansas City (9/7), started at defensive tackle and collected four tackles, including a stop for loss and tied for the team lead with a career-high four quarterback pressures. Stonewalled Jamaal Charles for no gain on a rush off left end in the third quarter.
- Against Dallas (9/14), started at defensive tackle and notched three tackles, including two sacks. Halted a Cowboys' drive by sacking Tony Romo for a 12-yard loss on third-and-15 in the first quarter. Dropped Romo for an eight-yard sack later in the opening stanza.
- Against Jacksonville (10/12), started at defensive tackle and was named AFC Defensive Player of the Week after totaling eight tackles, two sacks, two stops for loss and a quarterback pressure. Ended a Jaguars' drive by sacking Blake Bortles for a four-yard loss on third-and-seven in the second quarter. Dropped Bortles for a nine-yard sack late in the second quarter. Stuffed Denard Robinson for a three-yard loss on a short pass early in the fourth quarter.
- Against Houston (10/26), started at defensive tackle and posted seven tackles and a team-high four quarterback pressures.
- Against Pittsburgh (11/17), started at defensive tackle and tied for the team lead with nine tackles, including a stop for loss and a quarterback pressure. Stuffed Le'Veon Bell for no gain on a rush off right tackle in the first stanza. Tackled Bell for a one-yard loss on a carry off right guard in the first quarter. Stonewalled Bell for no gain on a rush off right guard in the opening quarter.
- At Philadelphia (11/23), started at defensive tackle and amassed six tackles, including a sack, two stops for loss and a quarterback pressure. Dropped Mark Sanchez for a seven-yard sack in the first quarter. Stonewalled LeSean McCoy for a two-yard loss on a rush off right end in the first quarter.
- At Houston (11/30), started at defensive tackle and notched seven tackles, including a team-best three stops for loss. Teamed with Coty Sensabaugh to stop Alfred Blue for no gain on a rush up the middle in the first quarter. Stuffed Arian Foster for a one-yard loss on a rush off left tackle in the third quarter. Halted a Texans' drive by stopping Foster for no gain on a third-and-five rush in the third quarter. Stonewalled Blue for a one-yard loss on a rush off left guard in the final stanza.
- Against N.Y. Giants (12/7), started at defensive tackle and totaled four tackles, including a team-high four quarterback pressures and a stop for loss. Teamed with Avery Williamson to stonewall Andre Williams for a three-yard loss on a rush off left tackle in the second quarter.
- Against N.Y. Jets (12/14), started at defensive tackle and collected five tackles, including a team-high two stops for loss, two quarterback pressures and a pass defended. Stuffed Chris Johnson for a three-yard loss on a rush off left end on the Titans' first defensive snap. Pressured Geno Smith in the end zone in the second quarter, forcing an intentional grounding which resulted in a safety and a 5-0 Titans lead. Batted down a pass intended for Eric Decker in the third quarter. Stuffed John Conner for no gain on a rush up the middle in the fourth quarter.

2013 (15/14): Played in 15 games with 14 starts at defensive tackle. Named second-team *Associated Press* All-Pro and selected to the *PFWA* All-AFC team. Led the team and finished tied for second among all NFL defensive tackles with a career-best 10.5 sacks. Became only the seventh NFL 4-3 defensive tackle or 3-4 nose tackle in the past 10 seasons (2004-present) to tally 10 sacks in a season. Led the squad with 10 quarterback pressures. Posted a career-high 90 tackles, three stops for loss, three passes defended, a forced fumble and a fumble recovery. Was inactive for the regular season finale, the first game he missed in his first three NFL seasons. Registered a career-high two sacks at Pittsburgh (9/8/13), at St. Louis (11/3/13) and at Indianapolis (12/1/13). Tied for the team lead in tackles twice in 2013 (at IND, vs. ARI). Led or tied for the team lead in sacks six times in 2013 (at PIT, vs. SF, at STL, vs. JAX, at IND, vs. ARI).

- At Pittsburgh (9/8), tallied four tackles, including a career-best two sacks.

Dropped Ben Roethlisberger for a six-yard sack in the first quarter. Ended a Steelers' drive by sacking Roethlisberger for an eight-yard loss late in the fourth quarter.

- Against N.Y. Jets (9/29), posted five tackles, including a sack and a quarterback pressure. Dropped Geno Smith for a one-yard sack in the second quarter.
- Against San Francisco (10/20), notched four tackles and led the team with two quarterback pressures and a sack. Sacked Colin Kaepernick for a two-yard loss early in the fourth quarter.
- At St. Louis (11/3), set a career-high with 10 tackles and tied a career-high with two sacks and a forced fumble. Dropped Kellen Clemens for a two-yard sack in the first quarter. Strip-sacked Clemens on third-and-seven and the loose ball was recovered by Derrick Morgan at the Rams' 19-yard line in the fourth quarter.
- Against Jacksonville (11/10), notched eight tackles, a sack and a stop for loss. Stonewalled Maurice Jones-Drew for no gain on a rush up the middle in the first stanza. On back-to-back plays in the second quarter stuffed Jones-Drew for a five-yard loss on a rush off left tackle and sacked Chad Henne for an eight-yard loss on third-and-eight.
- At Oakland (11/24), sealed the victory by recovering a Rod Streater fumble that was forced by Blidi Wreh-Wilson on the final lateral play.
- At Indianapolis (12/1), tied for the team lead with nine tackles, including two sacks, and added a tackle for loss and two quarterback pressures. Sacked Andrew Luck for a six-yard loss in the second quarter. Dropped Luck for a 10-yard sack on a rush up the middle in the third quarter. Sniffed out a reverse and nailed Darrius Heyward-Bey for an 11-yard loss late in the third quarter.
- Against Arizona (12/15), tied for the team lead with 10 tackles, including 1.5 sacks, and added a tackle for loss and a quarterback pressure. Dropped Carson Palmer for a seven-yard sack with a rush up the middle in the second quarter. Teamed with Bernard Pollard to sack Palmer for a nine-yard sack on the final play of the first half. Stuffed Rashad Mendenhall for a two-yard loss on a rush off right guard in overtime.
- Against Houston (12/29), was inactive for the first time in his career with an injury.

2012 (16/16): Started all 16 games at defensive tackle and led all Titans defensive linemen with a career-best 80 tackles. Also posted a career-high three sacks, six tackles for loss, three quarterback pressures and two forced fumbles. Led the team in tackles once (vs. HST). Tied for the team lead in sacks once (vs. CHI). Tied for the team lead in quarterback pressures once (vs. JAX).

- Against Detroit (9/23), posted a career-high nine tackles, including a stop for loss. Ended the game and secured the win by stuffing Shaun Hill for a one-yard loss on a fourth-and-one rush at the Titans' seven-yard line in overtime.
- At Houston (9/30), recorded six tackles, including a career-best two stops for loss. Teamed with Derrick Morgan to stop Arian Foster for a one-yard loss on a third-and-one rush off right guard in the first quarter. Combined with Akeem Ayers to stonewall Foster for no gain on a third-and-one rush off left tackle in the opening stanza. Tracked down Ben Tate for a six-yard loss on a screen pass in the second quarter. Stuffed Foster for a three-yard loss on a rush up the middle in the second quarter.
- At Minnesota (10/7), totaled four tackles, including a stop for loss. Combined with Colin McCarthy to stop Adrian Peterson for no gain on a rush off left tackle in the third quarter.
- Against Pittsburgh (10/11), posted three tackles, including a stop for loss before leaving the game in the second quarter with an injury. Stuffed Rashad Mendenhall for a four-yard loss on a rush up the middle in the first quarter.
- At Chicago (11/4), notched five tackles, including a sack and a forced fumble. Strip-sacked Jay Cutler and the fumble was recovered by Zach Brown in the second quarter.
- At Jacksonville (11/25), collected seven tackles, including a sack. Ended a Jaguars' drive by dropping Chad Henne for a 10-yard sack on a third-and-17 in the first quarter. Stuffed Rashad Jennings for no gain on a rush up the middle in the fourth quarter.
- Against Houston (12/2), led the team with eight tackles and forced a fumble.
- Against Jacksonville (12/30), recorded five tackles, including a sack, a stop for loss and two quarterback pressures. Teamed with Zach Brown to stuff Keith Toston for no gain on a rush off left guard in the first quarter. Stonewalled Toston for a two-yard loss on a third-and-one rush early in the third quarter. Sacked Chad Henne for a six-yard loss in the fourth quarter.

2011 (16/15): As a rookie, played in all 16 games with 15 starts at defensive tackle and led all defensive linemen on the team with 74 tackles. Tied for second on the squad with five tackles for loss. Added 2.5 sacks, nine quarterback pressures, one pass defended, one forced fumble and a fumble recovery. Led the team in sacks twice in 2011 (at PIT, at HST). Tied for the team lead in quarterback pressures twice in 2011 (at CLE, at HST).

- At Jacksonville (9/11), made his first career NFL start at defensive tackle and posted six tackles.
- At Cleveland (10/2), collected seven tackles and tied a team-high two quarterback pressures.
- At Pittsburgh (10/9), registered six tackles, including his first career sack. Sacked Ben Roethlisberger for a four-yard loss in the third stanza.
- At Carolina (11/13), tallied five tackles, a stop for loss and a quarterback pressure. Stuffed Jonathan Stewart for a five-yard loss on a rush off left end in the second quarter.
- Against Tampa Bay (11/27), posted four tackles, a forced fumble and fumble recovery. Stripped LeGarrette Blount of the ball and recovered it at the Buccaneers' 29-yard line in the third quarter.
- Against New Orleans (12/11), recorded five tackles, a pass defended and quarterback pressure. Ended a Saints' drive and got the Titans' offense the ball back for the final drive by breaking up a pass in the flat that was intended for Chris Ivory on third-and-seven late in the fourth quarter.
- At Indianapolis (12/18), tallied six tackles, including a stop for loss. Stuffed Donald Brown for a four-yard loss on a rush up the middle in the fourth quarter.
- Against Jacksonville (12/24), totaled three tackles, including a stop for loss. Stopped Maurice Jones-Drew for a one-yard loss on a rush off right tackle in the third quarter.
- At Houston (1/1), collected five tackles, a team-best one-and-a-half sacks, a stop for loss and three quarterback pressures. Teamed with Derrick Morgan to drop T.J. Yates for a five-yard sack on the Texans' first play from scrimmage. Stuffed Ben Tate for a two-yard loss on a rush up the middle in the second quarter. Combined with William Hayes to stonewall Tate for a one-yard loss on a rush off right tackle in the fourth quarter.

COLLEGE:

- In three seasons at the University of Southern California, Casey started 26 of 38 games on the defensive line (24 at right defensive tackle and two at nose tackle). He recorded 138 tackles, nine sacks, 22 tackles for loss, three quarterback pressures, four fumble recoveries, three forced fumbles, an interception and three passes defended.
- As a junior (2010), started all 13 games for the second consecutive

season and had 67 tackles, a team-best 11 tackles for loss, a team-leading 4.5 sacks, one interception, one fumble recovery and two passes defended. Named 2010 SI.com All-American honorable mention, All-Pac-10 first team, ESPN.com All-Pac-10 first team, Scout.com All-Pac-10 first team and Phil Steele All-Pac-10 first team. Also was named USC's team MVP and USC's Defensive Lineman of the Year.

- As a sophomore (2009), started all 13 games (two games at nose tackle and 11 games at defensive tackle) and registered 59 tackles, nine tackles for loss, 4.5 sacks, a team-best three fumble recoveries, two forced fumbles and a pass deflection. Honors included second-team CollegeFootballNews.com Sophomore All-American, All-Pac-10 honorable mention, Phil Steele's All-Pac-10 first team and USC Co-Defensive Lineman of the Year Award.
- As a freshman (2008), played in 12 games and registered 12 tackles, two tackles for loss and one forced fumble. Named USC's Service Team Defensive Player of the Year.
- Majored in sociology.

PERSONAL:

- Engaged to Ryann Gray, and resides in Long Beach, Calif.
- As a senior defensive tackle at Long Beach (Calif.) Polytechnic High School, tallied 134 tackles, seven sacks and two fumble recoveries, helping Jackrabbits win the CIF Pac-5 Division title. Also played offensive guard. Honors included All-Moore League Defensive MVP, All-CIF Pac-5 Division Co-Defensive MVP, *Long Beach Press-Telegram* Dream Team MVP and second-team EA Sports All-American.
- As a junior, registered 104 tackles, 10 sacks and six fumble recoveries, earning first-team All-CIF Pac-5 Division honors.
- List of favorites: (movie) "The Wood"; (TV show) "The Simpsons"; (actor) Denzel Washington; (music artist) Lil Twist; (school subject) math; (car) Cadillac Escalade; (video game) NBA 2K; (food) pizza; (restaurant) Red Lobster; and (sports team as a child) Philadelphia Eagles.
- Follow Casey on Twitter at @jurrellc.
- Follow Casey on Instagram at @tattedmonster99.
- Born Jurrell Jule Casey on Dec. 5, 1989 in Long Beach, Calif.

JURRELL CASEY'S GAME-BY-GAME

2011 Tennessee Titans

Date	Opp	W/L	P/S	Tot	Solo	Asst	Sk	- Yds	QBP	TFL	Int	- Yds	-TD	PD	FF	FR	- Yds	SpT
Sept 11	@ Jax	L	S	6	3	3	0.0	0.0	0	0	0	0	0	0	0	0	0	0
Sept 18	Bal	W	S	3	1	2	0.0	0.0	1	0	0	0	0	0	0	0	0	0
Sept 25	Den	W	S	3	2	1	0.0	0.0	0	0	0	0	0	0	0	0	0	0
Oct 2	@ Cle	W	S	7	6	1	0.0	0.0	2	0	0	0	0	0	0	0	0	0
Oct 9	@ Pit	L	S	6	3	3	1.0	4.0	0	0	0	0	0	0	0	0	0	0
Oct 23	Hou	L	S	5	3	2	0.0	0.0	0	1	0	0	0	0	0	0	0	0
Oct 30	Ind	W	S	5	4	1	0.0	0.0	1	0	0	0	0	0	0	0	0	0
Nov 6	Cin	L	S	3	1	2	0.0	0.0	0	0	0	0	0	0	0	0	0	0
Nov 13	@ Car	W	S	5	2	3	0.0	0.0	1	1	0	0	0	0	0	0	0	0
Nov 20	@ Atl	L	P	3	1	2	0.0	0.0	0	0	0	0	0	0	0	0	0	0
Nov 27	TB	W	S	4	3	1	0.0	0.0	0	0	0	0	0	0	1	1	0	0
Dec 4	@ Buf	W	S	5	4	1	0.0	0.0	0	0	0	0	0	0	0	0	0	0
Dec 11	NO	L	S	5	0	5	0.0	0.0	1	0	0	0	0	1	0	0	0	0
Dec 18	@ Ind	L	S	6	3	3	0.0	0.0	0	1	0	0	0	0	0	0	0	0
Dec 24	Jax	W	S	3	1	2	0.0	0.0	0	1	0	0	0	0	0	0	0	0
Jan 1	@ Hou	W	S	5	4	1	1.5	11.5	3	1	0	0	0	0	0	0	0	0
Totals				9-7	16/15	74	41	33	2.5	15.5	9	5	0	0	1	1	1	0

2012 Tennessee Titans

Date	Opp	W/L	P/S	Tot	Solo	Asst	Sk	- Yds	QBP	TFL	Int	- Yds	-TD	PD	FF	FR	- Yds	SpT
Sept 9	NE	L	S	2	2	0	0.0	0.0	0	0	0	0	0	0	0	0	0	0
Sept 16	@ SD	L	S	2	2	0	0.0	0.0	0	0	0	0	0	0	0	0	0	0
Sept 23	Det	W	S	9	5	4	0.0	0.0	0	1	0	0	0	0	0	0	0	0
Sept 30	@ Hou	L	S	6	2	4	0.0	0.0	0	2	0	0	0	0	0	0	0	0
Oct 7	@ Min	L	S	4	2	2	0.0	0.0	0	1	0	0	0	0	0	0	0	0
Oct 11	Pit	W	S	3	2	1	0.0	0.0	0	1	0	0	0	0	0	0	0	0
Oct 21	@ Buf	W	S	3	0	3	0.0	0.0	0	0	0	0	0	0	0	0	0	0
Oct 28	Ind	L	S	5	2	3	0.0	0.0	0	0	0	0	0	0	0	0	0	0
Nov 4	Chi	L	S	5	2	3	1.0	15.0	0	0	0	0	0	0	1	0	0	0
Nov 11	@ Mia	W	S	4	1	3	0.0	0.0	1	0	0	0	0	0	0	0	0	0
Nov 25	@ Jax	L	S	7	6	1	1.0	10.0	0	0	0	0	0	0	0	0	0	0
Dec 2	Hou	L	S	8	3	5	0.0	0.0	0	0	0	0	0	0	1	0	0	0
Dec 9	@ Ind	L	S	4	1	3	0.0	0.0	0	0	0	0	0	0	0	0	0	0
Dec 17	NYJ	W	S	7	2	5	0.0	0.0	0	0	0	0	0	0	0	0	0	0
Dec 23	@ GB	L	S	6	3	3	0.0	0.0	0	0	0	0	0	0	0	0	0	0
Dec 30	Jax	W	S	5	3	2	1.0	6.0	2	1	0	0	0	0	0	0	0	0
Totals				6-10	16/16	80	38	42	3.0	31.0	3	6	0	0	0	2	0	0

2013 Tennessee Titans

Date	Opp	W/L	P/S	Tot	Solo	Asst	Sk	- Yds	QBP	TFL	Int	- Yds	-TD	PD	FF	FR	- Yds	SpT
Sept 8	@ Pit	W	S	4	2	2	2.0	14.0	1	0	0	0	0	0	0	0	0	0
Sept 15	@ Hou	L	S	6	4	2	0.0	0.0	0	0	0	0	0	1	0	0	0	0
Sept 22	SD	W	S	4	3	1	0.0	0.0	1	0	0	0	0	1	0	0	0	0
Sept 29	NYJ	W	S	5	4	1	1.0	1.0	1	0	0	0	0	0	0	0	0	0
Oct 6	KC	L	S	4	3	1	0.0	0.0	0	0	0	0	0	0	0	0	0	0
Oct 13	@ Sea	L	P	7	3	4	0.0	0.0	0	0	0	0	0	0	0	0	0	0
Oct 20	SF	L	S	4	3	1	1.0	2.0	2	0	0	0	0	0	0	0	0	0
Nov 3	@ StL	W	S	10	5	5	2.0	7.0	1	0	0	0	0	0	1	0	0	0
Nov 10	Jax	L	S	8	6	2	1.0	8.0	0	1	0	0	0	0	0	0	0	0

Nov 14	Ind	L	S	4	2	2	0.0	0.0	1	0	0	0	0	1	0	0	0	0
Nov 24	@ Oak	W	S	7	0	7	0.0	0.0	0	0	0	0	0	0	0	0	1	0
Dec 1	@ Ind	L	S	9	6	3	2.0	17.0	2	1	0	0	0	0	0	0	0	0
Dec 8	@ Den	L	S	2	1	1	0.0	0.0	0	0	0	0	0	0	0	0	0	0
Dec 15	Ari	L	S	10	6	4	1.5	11.5	1	1	0	0	0	0	0	0	0	0
Dec 22	@ Jax	W	S	6	1	5	0.0	0.0	0	0	0	0	0	0	0	0	0	0
Dec 29	Hou	W	IA															
Totals				7-9	15/14	90	49	41	10.5	60.5	10	3	0	0	0	3	1	1

2014 Tennessee Titans

Date	Opp	W/L	P/S	Tot	Solo	Asst	Sk	- Yds	QBP	TFL	Int	- Yds	-TD	PD	FF	FR	- Yds	SpT
Sept 7	@ KC	W	S	4	2	2	0.0	0.0	4	1	0	0	0	0	0	0	0	0
Sept 14	Dal	L	S	3	2	1	2.0	20.0	0	0	0	0	0	0	0	0	0	0
Sept 21	@ Cin	L	S	7	4	3	0.0	0.0	1	0	0	0	0	0	0	0	0	0
Sept 28	@ Ind	L	S	4	3	1	0.0	0.0	3	0	0	0	0	0	0	0	0	0
Oct 5	Cle	L	S	2	1	1	0.0	0.0	1	0	0	0	0	0	0	0	0	0
Oct 12	Jax	W	S	8	6	2	2.0	13.0	1	2	0	0	0	0	0	0	0	0
Oct 19	@ Was	L	S	7	4	3	0.0	0.0	1	0	0	0	0	0	0	0	0	0
Oct 26	Hou	L	S	7	6	1	0.0	0.0	4	0	0	0	0	0	0	0	0	0
Nov 9	@ Bal	L	S	6	5	1	0.0	0.0	1	0	0	0	0	0	0	0	0	0
Nov 17	Pit	L	S	9	6	3	0.0	0.0	1	1	0	0	0	0	0	0	0	0
Nov 23	@ Phi	L	S	6	4	2	1.0	7.0	1	2	0	0	0	0	0	0	0	0
Nov 30	@ Hou	L	S	7	5	2	0.0	0.0	0	3	0	0	0	0	0	0	0	0
Dec 7	NYG	L	S	4	3	1	0.0	0.0	4	1	0	0	0	0	0	0	0	0
Dec 14	NYJ	L	S	5	3	2	0.0	0.0	2	2	0	0	0	1	0	0	0	0
Dec 18	@ Jax	L	S	4	1	3	0.0	0.0	1	0	0	0	0	0	0	0	0	0
Dec 28	Ind	L	S	3	3	0	0.0	0.0	2	1	0	0	0	0	0	0	0	0
Totals				2-14	16/16	86	58	28	5.0	40.0	27	13	0	0	0	1	0	0

2015 Tennessee Titans

Date	Opp	W/L	P/S	Tot	Solo	Asst	Sk	- Yds	QBP	TFL	Int	- Yds	-TD	PD	FF	FR	- Yds	SpT
Sept 13	@ TB	W	S	6	3	3	1.0	8.0	2	3	0	0	0	0	0	0	0	0
Sept 20	@ Cle	L	S	5	2	3	0.0	0.0	1	1	0	0	0	0	0	0	0	0
Sept 27	Ind	L	S	3	2	1	1.0	5.0	4	1	0	0	0	0	0	0	0	0
Oct 11	Buf	L	S	8	4	4	1.5	5.5	1	1	0	0	0	0	0	0	0	0
Oct 18	Mia	L	S	6	4	2	0.0	0.0	1	0	0	0	0	0	1	0	0	0
Oct 25	Atl	L	S	4	2	2	0.0	0.0	3	0	0	0	0	3	0	0	0	0
Nov 1	@ Hou	L	S	6	4	2	0.5	3.0	3	0	0	0	0	0	0	0	0	0
Nov 8	@ NO	W	S	1	1	0	0.0	0.0	1	0	0	0	0	0	1	0	0	0
Nov 15	Car	L	S	6	2	4	0.0	0.0	1	1	0	0	0	0	0	0	0	0
Nov 19	@ Jax	L	S	5	1	4	1.0	4.0	2	1	0	0	0	0	0	0	0	0
Nov 29	Oak	L	S	6	3	3	0.0	0.0	1	0	0	0	0	0	0	0	0	0
Dec 6	Jax	W	S	4	3	1	1.0	9.0	2	0	0	0	0	0	0	0	0	0
Dec 13	@ NYJ	L	S	8	5	3	0.0	0.0	2	1	0	0	0	0	0	0	0	0
Dec 20	@ NE	L	S	4	3	1	1.0	7.0	0	1	0	0	0	0	0	0	0	0
Dec 27	Hou	L	S	8	6	2	0.0	0.0	3	1	0	0	0	0	0	0	0	0
Jan 3	@ Ind	L	S	6	3	3	0.0	0.0	1	0	0	0	0	0	0	0	0	0
Totals				3-13	16/16	86	48	38	7.0	41.5	28	11	0	0	0	5	0	0

JURRELL CASEY'S NFL STATISTICS

REGULAR SEASON

Year	Team	GP GS		TACKLES						INTERCEPTIONS			
------	------	-------	--	---------	--	--	--	--	--	---------------	--	--	--

23



DAVID COBB

RUNNING BACK • 5'11" • 229 lbs • COLLEGE: MINNESOTA
 ACQUIRED: 5TH ROUND - 2015 • NFL EXP. (NFL/TITANS): ROOKIE
 HOMETOWN: KILLEEN, TEXAS
 GAMES PLAYED/GAMES STARTED: 7/1 (PLAYOFFS: 0/0)



PRO: The Titans selected David Cobb in the fifth round of the 2015 NFL Draft. The 5-foot-11-inch, 229-pounder is a powerful, downhill runner who plays with tremendous balance and has the reputation for finishing runs. He also has exceptional breakaway potential for a runner of his compact build. At Minnesota, he became the school's all-time single-season rushing leader (1,626) as a senior. Titans coaches saw him firsthand at the 2015 Senior Bowl, when he rushed for 69 yards on 11 attempts.

CAREER HIGHLIGHTS:

- Despite not playing extensively in his first two seasons at Minnesota, Cobb finished his career in the school's all-time top 10 in rushing. He totaled 2,893 yards to finish seventh in school history.
- As a senior in 2014, he set the single-season Minnesota rushing record with 1,626 yards.
- Cobb's career high in rushing at Minnesota was 220 yards against Middle Tennessee State University on Sept. 6, 2014.

TITANS TIDBITS:

- During his youth, Cobb says he was a huge fan of Titans running back Eddie George. He even wore jersey number 27 through college because of George.
- Cobb is the cousin and former Minnesota roommate of linebacker Damien Wilson, who was drafted by the Dallas Cowboys 11 spots (127th overall) before Cobb in the 2015 NFL Draft.
- His father, Caesar Cobb, is a retired U.S. Army Lieutenant Colonel who served tours in Iraq and Kosovo. Caesar, who also played college football at Alcorn State, now works as a contractor.

CAREER TRANSACTIONS:

- The Killeen, Texas, native was selected by the Titans in the fifth round (138th overall) the 2015 NFL Draft.

SEASON RECAPS:

2015 (7/1): Appeared in seven games with one start as a rookie and carried the ball 52 times for 146 yards with a touchdown. Spent the first eight weeks of the season on the injured reserve - designated for return list. Was inactive for one game. Led the team in rushing yards twice in 2015 (vs. HOU, at IND). Made his NFL debut at Jacksonville (11/19/15). Made his first NFL start at running back and registered his first career touchdown at Indianapolis (1/3/16).

- Against Carolina (11/15), was inactive.
- At Jacksonville (11/19), made his NFL debut as a reserve at running back and carried the ball four times for minus-three yards.
- Against Oakland (11/29), played as a reserve at running back and carried the ball three times for eight yards.
- Against Jacksonville (12/6), saw action as a reserve at running back and carried the ball 13 times for 40 yards.
- At N.Y. Jets (12/13), played as a reserve at running back and rushed twice for one yard.
- At New England (12/20), saw action as a reserve at running back and carried the ball four times for nine yards.
- Against Houston (12/27), played as a reserve at running back and led the team with 18 rushing yards on seven carries. Caught one pass for minus two yards.
- At Indianapolis (1/3), made his first NFL start at running back and posted career-highs with 19 carries, 73 rushing yards and a touchdown. Registered his first career rushing touchdown with a one-yard plunge on fourth-and-goal with 10:25 left to play in the second quarter.

COLLEGE:

- In four seasons at Minnesota (2011-14), played in 34 games and started at running back 19 times. He totaled 562 carries for 2,893 yards and 20 rushing touchdowns and added 339 yards on 34 career receptions. He finished his career ranked seventh all-time on the Minnesota leaderboard in rushing yards, and his rushing attempts ranked seventh as well. He rushed for 100 yards in 13 games, and the Gophers were 9-4 in those games. He rushed for 200 yards in two games (Gophers were 2-0). His 20 career rushing touchdowns tied for 10th all-time at Minnesota.

AS A SENIOR (2014), started all 13 games and rushed for 1,626 yards and 13 touchdowns on 314 carries. Added 16 receptions for 162 yards. His 314 carries and 1,626 rushing yards set new single-season team records, and his 13 touchdowns tied for the third-highest rushing total in a season. Had seven 100-yard rushing games, which tied for the second-most in a single season at Minnesota. Named second-team All-Big Ten by the coaches and media. Also received the team's Bronko Nagurski Award (team most valuable player), the Bruce Smith Award (outstanding offensive player) and was also named the Bob McNamara Offensive Back of the Year.

- Against Middle Tennessee (9/6), rushed 29 times for a career-high 220 yards and two touchdowns. His 220 rushing yards were the 12th-most in single-game history for a Minnesota player and the most rushing yards by a Gopher since Laurence Maroney's 258 yards against Wisconsin in 2005. Named Big Ten Offensive Player of the Week by the conference, Big Ten Player of the Week by Athlon, Big Ten Offensive Player of the Week by College Sports Madness and the National Running Back of the Week by College Football Performance Awards.
- Against San Jose State (9/20), rushed 34 times for 207 yards and two touchdowns.
- At Michigan (9/27), had 233 yards of total offense, including 183 rushing yards on 32 carries and 50 receiving yards on three receptions.
- Against Purdue (10/18), carried the ball a career-high 35 times and rushed for 194 yards and one touchdown.
- At Illinois (10/25), rushed 22 times for 118 yards and two touchdowns.
- Against Ohio State (11/15), scored three touchdowns and rushed for 145 yards on 27 carries.
- At Nebraska (11/22), rushed 15 times for 80 yards and a touchdown before leaving the game with an injury.
- At Wisconsin (11/29), returned from injury to rush for 118 yards and one touchdown on 25 carries. Broke Laurence Maroney's single-season rushing record of 1,464 yards with a first quarter 40-yard touchdown run.
- Against Missouri (1/1/15), rushed 21 times for 81 yards, caught four passes for 33 yards and completed one pass for nine yards in the Buffalo Wild Wings Citrus Bowl.

AS A JUNIOR (2013), played in all 13 games with six starts. Led the Gophers in rushing with 1,202 yards on 237 carries. His rushing yardage ranked 12th in program history and 27th in the nation in 2013. Became the first Gopher to rush for more than 1,000 yards since Amir Pinnix in 2006 (1,272 yards). Tied for the team lead in touchdowns with seven (all rushing). His 1,376 all-purpose yards were the most for a Gopher since 2009 and the most by a running back since 2006. Had six 100-yard rushing games, helping the team to a 5-1 record in those games. Five of his six 100-yard performances were conference games. Ranked third on team in receptions (17) and fourth in receiving yards (174). Received the Bruce Smith Award as the team's most outstanding offensive player, the Gary Tinsley Award for best embracing an underdog persona, and was also

named the team's offensive back of the year.

- Against UNLV (8/29), rushed six times for 69 yards in the season opener, including a 60-yard scamper.
- At New Mexico State (9/7), rushed nine times for 56 yards and scored his first career touchdown.
- Against Western Illinois (9/14), registered his first game with multiple touchdowns. He scored twice while rushing 13 times for 82 yards
- Against San Jose State (9/21), tallied his first career 100-yard rushing game with 25 carries for 125 yards and two touchdowns.
- At Northwestern (10/19), carried the ball 20 times for 103 yards and also caught one pass for 21 yards.
- Against Nebraska (10/26), rushed 31 times for 138 yards. Became the first Gopher running back with two consecutive 100-yard rushing games (at Northwestern, vs. Nebraska) since Pinnix in 2006.
- At Indiana (11/2), scored one touchdown and totaled a career-high 236 all-purpose yards, including 188 rushing yards and 48 receiving yards. His combined rushing-receiving total tied him for 24th all-time by a Gopher and was the most since Troy Stoudemire's 240 yards against Michigan State in 2009.
- Against Penn State (11/9), rushed 27 times for 139 yards and one touchdown.
- At Michigan State (11/30), carried the ball 27 times for 101 yards against the nation's then-No. 1 defense.
- Against Syracuse (12/27), totaled 103 yards (91 rushing, 12 receiving).

AS A SOPHOMORE (2012), played in five games and had one rushing attempt for eight yards and one reception for three yards.

AS A FRESHMAN (2011), played in three games and tallied 10 carries for 57 yards.

- Against North Dakota State (9/24), made his college debut.
- Graduated from Minnesota in December 2014 with a degree in sport management.

PERSONAL:

- Single, splits time between Nashville and Killeen, Texas.
- Attended Ellison (Killeen, Texas) High School, where he was named All-District 12-5A following his senior season. As a three-year starter for the

Eagles, he rushed for 2,946 yards and 35 touchdowns in his high school career.

- As a senior, he rushed for nearly 1,400 yards with 17 touchdowns, following a junior campaign in which he rushed for 1,209 yards and 14 touchdowns.
- Also was on the basketball team and participated in the long jump and triple jump for the track team.
- Follow Cobb on Twitter, Instagram and Snapchat: @DCobb27
- List of favorites: (movie) "Remember the Titans"; (TV Show) "Family Matters"; (actor) Denzel Washington; (pregame playlist) Webbie, Lil Boosie, Rich Homie Quan; (video game) "Madden NFL"; (food) chicken Caesar salad, mozzarella sticks, burgers; (guilty pleasure) Oreo milkshake; (athletes as a child) Eddie George, Michael Vick and Terrell Davis; (sports teams as a child) Tennessee Titans, L.A. Lakers.
- Born David Cottrell Cobb on June 3, 1993 in Killeen, Texas.

DAVID COBB'S COLLEGE STATISTICS

Year	Team	GP	GS	Att	RUSHING				TD	RECEIVING				
					Yds	Avg	Lg			No	Yds	Avg	Lg	TD
2011	Minnesota	3	0	10	57	5.7	29		0	0	0	-	-	0
2012	Minnesota	5	0	1	8	8.0	8		0	1	3	3.0	3	0
2013	Minnesota	13	6	237	1,202	5.1	60		7	17	174	10.2	27	0
2014	Minnesota	13	13	314	1,626	5.2	67		13	16	162	10.1	33	0
College Totals		34	19	562	2,893	5.1	67		20	34	339	10.0	33	0

Single-Game Highs

Rushing Attempts - 35 vs. Purdue (10/18/14)
Rushing Yards - 220 vs. Middle Tennessee (9/6/14)
Long Rush - 67 at Illinois (10/25/14)
Rushing Touchdowns - 3 vs. Ohio State (11/15/14)
Receptions - 4 vs. Missouri (1/1/15)

Receiving Yards - 50 at Michigan (9/27/14)
Long Reception - 33 at Michigan (9/27/14)

Additional Career Statistics

Passing - 1 for 9 yards (2014)
Tackles - 3 (2014)

DAVID COBB'S NFL STATISTICS

REGULAR SEASON				RUSHING					RECEIVING				
Year	Team	GP	GS	No	Yds	Avg	Lg	TD	Att	Yds	Avg	Lg	TD
2015	Tennessee	7	1	52	146	2.8	12	1	1	-2	-2.0	-2	0
NFL Totals		7	1	52	146	2.8	12	1	1	-2	-2.0	-2	0

Additional Statistics

Tackles - 1 (2015)

29



PERRISH COX

CORNERBACK • 6'0" • 190 lbs • COLLEGE: OKLAHOMA STATE
ACQUIRED: UNRESTRICTED FREE AGENT (SF) - 2015
NFL EXP. (NFL/TITANS): 5/1 • HOMETOWN: WACO, TEXAS
GAMES PLAYED/GAMES STARTED: 70/36 (PLAYOFFS: 6/1)



PRO: The Titans signed Perrish Cox as an unrestricted free agent during the 2015 offseason to add competition and experience to the cornerback position. The 6-foot, 190-pounder is a veteran defensive back that has seen time outside and as a nickel corner during his four NFL seasons. Prior to arriving in Tennessee, the Oklahoma State product was originally drafted by the Denver Broncos in 2010 and has also spent time with the San Francisco 49ers and Seattle Seahawks.

CAREER HIGHLIGHTS:

- Cox enjoyed the best season of his career as a member of the San Francisco 49ers in 2014. He led the team with a career-high five interceptions and 18 passes defended, while also notching a career-best 58 tackles.

TITANS TIDBITS:

- Cox began playing football in large part to his father Perrish Cox, Sr. His dad was his coach and mentor growing up and taught him the importance of hard work and setting goals. His parents kept him motivated growing up. Cox has three children, who he says are his motivation now.
- Cox enjoys bowling as a hobby. He has rolled a high score of 276 and as a member of the Denver Broncos, he competed in a bowling league during his free time.
- His father, Perrish Sr., played baseball at Southern University.

CAREER TRANSACTIONS:

- The Waco, Texas, native was originally selected by the Denver Broncos in the fifth round (137th overall) of the 2010 NFL Draft.
- Waived by the Broncos on Sept. 3, 2011.
- Signed by the San Francisco 49ers as a free agent on March 13, 2012.
- Released by the 49ers on Nov. 12, 2013.
- Signed by the Seattle Seahawks as a free agent on Nov. 26, 2013 and released by the team the following day.
- Signed by the Seahawks on Dec. 11, 2013.
- Released by the Seahawks on Dec. 27, 2013.
- Signed by the 49ers as a free agent on Dec. 30, 2013.
- Signed by the 49ers as an unrestricted free agent on March 28, 2014.
- Signed by the Titans as an unrestricted free agent on March 18, 2015.

SEASON RECAPS:

2015 (13/13 - Tennessee): Started 13 games at cornerback in his first season with the Titans and registered 31 tackles, an interception and seven passes defended. Was inactive for three contests. Led or tied for the team lead in passes defended four times in 2015 (at CLE, vs. IND, vs. OAK, at NYJ).

- At Tampa Bay (9/13), started at cornerback in his Titans debut and collected two solo tackles.
- At Cleveland (9/20), started at cornerback and amassed three tackles and a pass defended. Broke up a pass intended for Andrew Hawkins in the second quarter.
- Against Indianapolis (9/27), started at cornerback and totaled four solo tackles and an interception. Jumped in front of an Andrew Luck pass intended for T.Y. Hilton and posted a 27-yard interception return to the Colts' three-yard line in the third quarter.
- Against Buffalo (10/11), started at cornerback and posted two tackles.
- Against Miami (10/18), started at cornerback but left the game early in the first quarter with an injury.
- Against Atlanta (10/25), was inactive.
- At Houston (11/1), was inactive.
- At New Orleans (11/8), started at cornerback and totaled two tackles.

Left the game in the second quarter with an injury.

- Against Carolina (11/15), was inactive.
- At Jacksonville (11/19), started at cornerback and collected three solo tackles.
- Against Oakland (11/29), started at cornerback and recorded five tackles and a team-best three passes defended. Broke up a third-and-two pass intended for Michael Crabtree in the second quarter. Ended a Raiders' drive by deflecting a third-and-four pass intended for Amari Cooper in the fourth quarter. Broke up a deep pass intended for Cooper in the fourth quarter.
- Against Jacksonville (12/6), started at cornerback and posted two tackles and a pass defended. Ended a Jaguars' drive by breaking up a deep pass intended for Marqise Lee in the first quarter. Stonewalled T.J. Yeldon for no gain on a rush off left tackle in the third quarter.
- At N.Y. Jets (12/13), started at cornerback and amassed four tackles and a pass defended. Defended a deep ball intended for Devin Smith early in the first quarter.
- At New England (12/20), started at cornerback and tallied a tackle.
- Against Houston (12/27), started at cornerback and notched two tackles.
- At Indianapolis (1/3), started at cornerback and recorded a tackle.

2014 (15/14 - San Francisco): Started 14 of the team's first 15 games and led the team in passes defended (18) and interceptions (5). Was inactive for the regular season finale.

- At Dallas (9/7), notched his second career interception, picking off Tony Romo.
- At Arizona (9/21), recovered a fumble by Larry Fitzgerald at the 49ers five-yard line, marking his first career fumble recovery.
- Against Philadelphia (9/28), registered an interception and a fumble recovery and a career-high four passes defended. Picked off Nick Foles late in the fourth quarter to seal the victory.
- Against Kansas City (10/5), registered his third interception of the season and a team-high two passes defended. Intercepted a pass by Alex Smith on Kansas City's final possession to seal the win.
- Against St. Louis (11/2), picked off Austin Davis for his fourth interception of the season.
- Against San Diego (12/20), intercepted a pass by Philip Rivers.

2013 (9/0, 3/1 - San Francisco; 2/0 - Seattle): Played in nine games with the 49ers and recorded four tackles before being released on Nov. 12, 2013. Signed by Seahawks on Nov. 26 and released on Nov. 27. Was re-signed by the Seahawks on Dec. 11 and played in two games. Collected three tackles for Seattle before being released on Dec. 27. Signed by the 49ers on Dec. 30 and tallied five tackles, two passes defended and a special teams tackle in three postseason games with one start.

2012 (16/0, 3/0 - San Francisco): Appeared in all 16 games and posted 14 tackles, two passes defended and seven special teams tackles.

- At Green Bay (9/9), made his 49ers debut in season opener and tallied four tackles.
- At Arizona (10/29), recorded his first pass defended as a member of the 49ers.

2010 (15/9 - Denver): Saw action in 15 games with nine starts as a rookie and amassed 55 tackles with an interception, 14 passes defended and two forced fumbles.

- At Jacksonville (9/12), made his NFL debut playing a major role on special teams with two special teams tackles and three kickoff returns for 62 yards.
- Against Seattle (9/19), recorded his first NFL interception when he

stepped in front of a pass from Matt Hasselbeck and returned it 15 yards in the fourth quarter.

- Against Indianapolis (9/26), made his first career start and led the team with a season-high four passes defended.
- Against N.Y. Jets (10/17), stripped Santonio Holmes for his first career forced fumble which was picked up by Renaldo Hill inside Denver's red zone in the third quarter.
- Against San Diego (1/2), totaled seven tackles and recorded a forced fumble on Ryan Mathews.

COLLEGE:

- Saw action in 48 games with 36 starts in his four-year career at Oklahoma State. Earned First-Team All-Big 12 Conference honors on defense and garnered All-America recognition on special teams, where he scored six touchdowns (four kickoff returns, two punt returns).
- As a senior in 2009, started all 11 games and led the nation with 19 passes defended. Posted 36 tackles and a career-high four interceptions, to go along with a sack and a fumble recovery.
- As a junior in 2008, started all 13 games and tallied 32 tackles, two interceptions and 10 passes defended. Earned first-team All-America honors as a returner from Sportsline.com after posting a Big 12-best 29.8-yard kickoff return avg., which ranked third nationally.
- As a sophomore in 2007, set a career-high with 42 tackles in addition to

two interceptions in 13 games with eight starts. Was one of three players in the nation to score on a punt return and kickoff return, setting a school single-season record with 31 kickoff returns for 665 yards and a touchdown.

- As a freshman in 2006, totaled 24 tackles, two interceptions and a fumble recovery. Ranked second in the conference with 24 punt returns for 308 yards.

- Graduated with a degree in education from Oklahoma State.

PERSONAL:

- Has a daughter, Carter.
- Attended University (Waco, Texas) High School, where he received first-team Class 4A All-State and All-Central Texas honors. Also named District 16-4A MVP as a senior.
- Played in the U.S. Army All-American game after leading his team with nine interceptions on defense and recording 47 catches for 670 yards (14.3 avg.) with 12 touchdowns on offense.
- Follow Cox on Twitter: @pcox16
- Follow Cox on Instagram: @pcox20
- List of favorites: (movies) "Scarface" and "Bad Boys II"; (TV show) "The George Lopez Show"; (actor) Will Smith; (music artist) Future; (school subject) algebra; (video game) "NBA 2K"; and (food) seafood.
- Born Perrish Eugene Cox on Jan. 10, 1987 in Waco, Texas.

PERRISH COX'S GAME-BY-GAME

2010 Denver Broncos

Date	Opp	W/L	P/S	Tot Solo Asst	Sk - Yds	QB	TFL	Int - Yds -TD	PD	FF	FR - Yds	SpT
Sept 12	@ Jax	L p		0 0 0	0.0 0.0	NA	NA	0 0 0	0 0 0	0	0	NA
Sept 19	Sea	W p		1 1 0	0.0 0.0	NA	NA	1 15 0	1 0 0	0	0	NA
Sept 26	Ind	L S		2 2 0	0.0 0.0	NA	NA	0 0 0	4 0 0	0	0	NA
Oct 3	@ Ten	W S		5 5 0	0.0 0.0	NA	NA	0 0 0	1 0 0	0	0	NA
Oct 10	@ Bal	L p		6 5 1	0.0 0.0	NA	NA	0 0 0	1 0 0	0	0	NA
Oct 17	NYJ	L S		7 7 0	0.0 0.0	NA	NA	0 0 0	2 1 0	0	0	NA
Oct 24	Oak	L S		2 2 0	0.0 0.0	NA	NA	0 0 0	1 0 0	0	0	NA
Oct 31	@ SF	L IA										
Nov 14	KC	W S		4 4 0	0.0 0.0	NA	NA	0 0 0	0 0 0	0	0	NA
Nov 22	@ SD	L S		4 4 0	0.0 0.0	NA	NA	0 0 0	0 0 0	0	0	NA
Nov 28	StL	L S		3 3 0	0.0 0.0	NA	NA	0 0 0	0 0 0	0	0	NA
Dec 5	@ KC	L S		8 8 0	0.0 0.0	NA	NA	0 0 0	0 0 0	0	0	NA
Dec 12	@ Ari	L p		3 3 0	0.0 0.0	NA	NA	0 0 0	2 0 0	0	0	NA
Dec 19	@ Oak	L p		1 1 0	0.0 0.0	NA	NA	0 0 0	0 0 0	0	0	NA
Dec 26	Hou	W p		2 2 0	0.0 0.0	NA	NA	0 0 0	0 0 0	0	0	NA
Jan 2	SD	L S		7 7 0	0.0 0.0	NA	NA	0 0 0	2 1 0	0	0	NA
Totals			4-12 15/9	55 54	1 0.0 0.0	NA NA	0 0	0 0 14	2 0	0 0	0 4	

2012 San Francisco 49ers

Date	Opp	W/L	P/S	Tot Solo Asst	Sk - Yds	QB	TFL	Int - Yds -TD	PD	FF	FR - Yds	SpT
Sept 9	@ GB	W p		4 3 1	0.0 0.0	NA	NA	0 0 0	0 0 0	0	0	NA
Sept 16	Det	W p		1 1 0	0.0 0.0	NA	NA	0 0 0	0 0 0	0	0	NA
Sept 23	@ Min	L p		0 0 0	0.0 0.0	NA	NA	0 0 0	0 0 0	0	0	NA
Sept 30	@ NYJ	W p		1 1 0	0.0 0.0	NA	NA	0 0 0	0 0 0	0	0	NA
Oct 7	Buf	W p		0 0 0	0.0 0.0	NA	NA	0 0 0	0 0 0	0	0	NA
Oct 14	NYG	L p		0 0 0	0.0 0.0	NA	NA	0 0 0	0 0 0	0	0	NA
Oct 18	Sea	W p		0 0 0	0.0 0.0	NA	NA	0 0 0	0 0 0	0	0	NA
Oct 29	@ Ari	W p		3 3 0	0.0 0.0	NA	NA	0 0 0	1 0 0	0	0	NA
Nov 11	StL	T p		2 1 1	0.0 0.0	NA	NA	0 0 0	0 0 0	0	0	NA
Nov 19	Chi	W p		0 0 0	0.0 0.0	NA	NA	0 0 0	0 0 0	0	0	NA
Nov 25	@ NO	W p		0 0 0	0.0 0.0	NA	NA	0 0 0	0 0 0	0	0	NA
Dec 2	@ StL	L p		1 0 1	0.0 0.0	NA	NA	0 0 0	0 0 0	0	0	NA
Dec 9	Mia	W p		1 1 0	0.0 0.0	NA	NA	0 0 0	0 0 0	0	0	NA
Dec 16	@ NE	W p		0 0 0	0.0 0.0	NA	NA	0 0 0	0 0 0	0	0	NA
Dec 23	@ Sea	L p		1 0 1	0.0 0.0	NA	NA	0 0 0	0 0 0	0	0	NA
Dec 30	Ari	W p		0 0 0	0.0 0.0	NA	NA	0 0 0	1 0 0	0	0	NA
TOTALS			16/0	14 10	4 0.0 0.0	NA NA	0 0	0 0 2	0 0	0 0	0 7	
Playoffs												
Jan 12	GB	W p		2 1 1	0.0 0.0	NA	NA	0 0 0	0 0 0	0	0	NA
Jan 20	@ Atl	W p		1 1 0	0.0 0.0	NA	NA	0 0 0	0 0 0	0	0	NA
Feb 3	Bal	L p		0 0 0	0.0 0.0	NA	NA	0 0 0	0 0 0	0	0	NA
Totals			3/0	3 2 1	0.0 0.0	NA NA	0 0	0 0 0	0 0	0 0	0 1	

2013 San Francisco 49ers/Seattle Seahawks

Date	Opp	W/L	P/S	Tot Solo Asst	Sk - Yds	QB	TFL	Int - Yds -TD	PD	FF	FR - Yds	SpT
Sept 8	GB	W p		0 0 0	0.0 0.0	NA	NA	0 0 0	0 0 0	0	0	NA
Sept 15	@ Sea	L p		0 0 0	0.0 0.0	NA	NA	0 0 0	0 0 0	0	0	NA
Sept 22	Ind	L p		0 0 0	0.0 0.0	NA	NA	0 0 0	0 0 0	0	0	NA
Sept 26	@ StL	W p		0 0 0	0.0 0.0	NA	NA	0 0 0	0 0 0	0	0	NA
Oct 6	Hou	W p		2 1 1	0.0 0.0	NA	NA	0 0 0	0 0 0	0	0	NA
Oct 13	Arz	W p		1 0 1	0.0 0.0	NA	NA	0 0 0	0 0 0	0	0	NA
Oct 20	@ Ten	W p		1 1 0	0.0 0.0	NA	NA	0 0 0	0 0 0	0	0	NA

Oct 27	@ Jax	W p		0 0 0	0.0 0.0	NA	NA	0 0 0	0 0 0	0	0	NA
Nov 10	Car	L p		0 0 0	0.0 0.0	NA	NA	0 0 0	0 0 0	0	0	NA
Nov 12	Released by the 49ers on Nov. 12											
Dec 11	Signed by Seahawks on Dec. 11											
Dec 15	@ NYG	W p		2 2 0	0.0 0.0	NA	NA	0 0 0	0 0 0	0	0	NA
Dec 22	Arz	L p		1 1 0	0.0 0.0	NA	NA	0 0 0	0 0 0	0	0	NA
Dec 27	Released by Seahawks on Dec. 27											
Totals			7-4 11/0	7 5 2	0.0 0.0	NA NA	0 0	0 0 0	0 0	0 0	0 0	
Playoffs (San Francisco)												
Jan 5	@ GB	W S		4 2 2	0.0 0.0	NA	NA	0 0 0	1 0 0	0	0	NA
Jan 12	@ Car	W p		1 1 0	0.0 0.0	NA	NA	0 0 0	1 0 0	0	0	NA
Jan 19	@ Sea	L p		0 0 0	0.0 0.0	NA	NA	0 0 0	0 0 0	0	0	NA
Totals			2-1 3/1	5 3 2	0.0 0.0	NA NA	0 0	0 0 2	0 0	0 0	0 NA	

2014 San Francisco 49ers

Date	Opp	W/L	P/S	Tot Solo Asst	Sk - Yds	QB	TFL	Int - Yds -TD	PD	FF	FR - Yds	SpT
Sept 7	@ Dal	W p		4 3 1	0.0 0.0	NA	NA	1 0 0	1 0 0	0	0	NA
Sept 14	Chi	L S		2 2 0	0.0 0.0	NA	NA	0 0 0	1 0 0	0	0	NA
Sept 21	@ Ari	L S		4 3 1	0.0 0.0	NA	NA	0 0 0	2 0 1	0	0	NA
Sept 28	Phi	W S		4 3 1	0.0 0.0	NA	NA	1 0 0	4 0 1	0	0	NA
Oct 5	KC	W S		3 3 0	0.0 0.0	NA	NA	1 2 0	2 0 0	0	0	NA
Oct 13	@ StL	W S		5 4 1	0.0 0.0	NA	NA	0 0 0	2 0 0	0	0	NA
Oct 19	@ Den	L S		3 2 1	0.0 0.0	NA	NA	0 0 0	0 0 0	0	0	NA
Nov 2	StL	L S		3 3 0	0.0 0.0	NA	NA	1 10 0	1 0 0	0	0	NA
Nov 9	@ NO	W S		6 6 0	0.0 0.0	NA	NA	0 0 0	0 0 0	0	0	NA
Nov 16	@ NYG	W S		6 5 1	0.0 0.0	NA	NA	0 0 0	0 0 0	0	0	NA
Nov 23	Was	W S		4 4 0	0.0 0.0	NA	NA	0 0 0	0 0 0	0	0	NA
Nov 27	Sea	L S		0 0 0	0.0 0.0	NA	NA	0 0 0	0 0 0	0	0	NA
Dec 7	@ Oak	L S		4 3 1	0.0 0.0	NA	NA	0 0 0	1 0 0	0	0	NA
Dec 14	@ Sea	L S		4 4 0	0.0 0.0	NA	NA	0 0 0	0 0 0	0	0	NA
Dec 20	SD	L S		7 6 1	0.0 0.0	NA	NA	1 0 0	4 0 0	0	0	NA
Dec 28	Ari	W IA										
Totals			15/14	59 51	8 0.0 0.0	NA NA	5 12	0 18	0 2	0 NA		

2015 Tennessee Titans

Date	Opp	W/L	P/S	Tot Solo Asst	Sk - Yds	QB	TFL	Int - Yds -TD	PD	FF	FR - Yds	SpT
Sept 13	@ TB	W S		2 2 0	0.0 0.0	0	0	0 0 0	0 0 0	0	0	0
Sept 20	@ Cle	L S		3 1 2	0.0 0.0	0	0	0 0 0	1 0 0	0	0	0
Sept 27	Ind	L S		4 4 0	0.0 0.0	0	0	1 27 0	1 0 0	0	0	0
Oct 11	Buf	L S		2 2 0	0.0 0.0	0	0	0 0 0	0 0 0	0	0	0
Oct 18	Mia	L S		0 0 0	0.0 0.0	0	0	0 0 0	0 0 0	0	0	0
Oct 25	Atl	L IA										
Nov 1	@ Hou	L IA										
Nov 8	@ NO	W S		2 1 1	0.0 0.0	0	0	0 0 0	0 0 0	0	0	0
Nov 15	Car	L IA										
Nov 19	@ Jax	L S		3 3 0	0.0 0.0	0	0	0 0 0	0 0 0	0	0	0
Nov 29	Oak	L S		5 4 1	0.0 0.0	0	0	0 0 0	3 0 0	0	0	0
Dec 6	Jax	W S		2 2 0	0.0 0.0	0	0	0 0 0	1 0 0	0	0	0
Dec 13	@ NYJ	L S		4 3 1	0.0 0.0	0	0	0 0 0	1 0 0	0	0	0
Dec 20	@ NE	L S		1 1 0	0.0 0.0	0	0	0 0 0	0 0 0	0	0	0
Dec 27	Hou	L S		2 2 0	0.0 0.0	0	0	0 0 0	0 0 0	0	0	0
Jan 3	@ Ind	L S		1 1 0	0.0 0.0	0	0	0 0 0	0 0 0	0	0	0
Totals			3-13 13/13	31 26	5 0.0 0.0	0 0	1 27	0 7	0 0	0 0	0 0	

PERRISH COX'S NFL STATISTICS

REGULAR SEASON

				TACKLES							INTERCEPTIONS					FUMBLES			
Year	Team	GP	GS	Tot	Solo	Asst	Sk	Yds	QBP	TFL	No	Yds	Lg	TD	PD	FF	FR	Yds	SpT
2010	Denver	15	9	55	54	1	0.0	0.0	NA	NA	1	15	15	0	14	2	0	0	4
2011		0	0								Did Not Play								
2012	San Francisco	16	0	14	10	4	0.0	0.0	NA	NA	0	0	-	0	2	0	0	0	7
2013	SF/SEA	11	0	7	5	2	0.0	0.0	NA	NA	0	0	-	0	0	0	0	0	0
2014	San Francisco	15	14	59	51	8	0.0	0.0	NA	NA	5	12	10	0	18	0	2	0	0
2015	Tennessee	13	13	31	26	5	0.0	0.0	0	0	1	27	27	0	7	0	0	0	0
NFL Totals		70	36	166	146	20	0.0	0.0	0	0	7	54	27	0	41	2	2	0	11

PLAYOFFS

				TACKLES							INTERCEPTIONS					FUMBLES			
Year	Team	GP	GS	Tot	Solo	Asst	Sk	Yds	QBP	TFL	No	Yds	Lg	TD	PD	FF	FR	Yds	SpT
2012	San Francisco	3	0	3	2	1	0.0	0.0	NA	NA	0	0	-	0	0	0	0	0	1
2013	San Francisco	3	1	5	3	2	0.0	0.0	NA	NA	0	0	-	0	2	0	0	0	1
Playoff Totals		6	1	8	5	3	0.0	0.0	NA	NA	0	0	-	0	2	0	0	0	2

Single-Game Highs

Tackles - 8 at Kansas City (12/5/10)
 Interceptions - **1 (Seven times, last vs. Indianapolis 9/27/15)**
 Pass Defensed - 4 (Twice, last vs. Philadelphia 9/28/14)
 Forced Fumbles - 1 (Twice, last vs. San Diego 1/2/11)
 Forced Recoveries - 1 at Arizona (9/21/14)

Playoff Single-Game Highs

Tackles - 4 at Green Bay (1/5/14)
 Pass Defensed - 1 (Twice, last at Carolina 1/12/14)

Additional Statistics

Kickoff Returns - 14 (9 - 2010; 3 - 2013; 2 - 2014)
 Kickoff Return Yards - 314 (172 - 2010; 82 - 2013; 60 - 2014)
 Long Kickoff Return - 57 (2014)
 Punt Returns - 15 (3 - 2010; 10 - 2014; 2 - 2015)
 Punt Return Yards - 53 (7 - 2010; 35 - 2014; 11 - 2015)

40



YANNIK CUDJOE-VIRGIL

OUTSIDE LINEBACKER • 6'2" • 248 lbs • COLLEGE: MARYLAND

ACQUIRED: FREE AGENT - 2015 • NFL EXPERIENCE: ROOKIE

HOMETOWN: BALTIMORE, MD.

GAMES PLAYED/GAMES STARTED: 2/0 (PLAYOFFS: 0/0)



PRO: Yannik Cudjoe-Virgil was originally signed by the Titans as a rookie free agent following the 2015 NFL Draft. The outside linebacker spent the entire offseason and training camp with the club before being waived from the injured reserve list following training camp. Once healthy, the Maryland product re-signed with the Titans' practice squad in mid-November. The 6-foot-2-inch, 248-pounder is a physical pass rusher who can also contribute on special teams.

CAREER TRANSACTIONS:

- The Baltimore, Md., native was originally signed by the Titans as an undrafted free agent on May 11, 2015.
- Waived by the Titans from reserve/injured with an injury settlement on Sept. 3, 2015.
- Signed by the Titans to their practice squad on Nov. 17, 2015.
- Signed by the Titans to their active roster from the practice squad on Nov. 28, 2015.

SEASON RECAPS:

2015 (2/0): Played in two games as a rookie after spending a week on the team's practice squad. Placed on injured reserve on Dec. 12, 2015. Made his NFL debut against Oakland (11/29/15).

- Against Oakland (11/29), made his NFL debut as a reserve outside linebacker.
- Against Jacksonville (12/6), played as a reserve at outside linebacker and on special teams.

COLLEGE:

- Played two seasons at the University of Maryland after playing two seasons at Seton Hill University in Greensburg, Pa. At Maryland, played in 16 games and notched 39 tackles, six tackles for loss, five sacks and an interception during his career.
- Graduated from Maryland with a degree in kinesiology.

AS A SENIOR (2014), appeared in nine games with three starts at outside linebacker at Maryland. Recorded two sacks and 2.5 tackles for loss. Missed the first three games of the season due to injury. Was named to the Butkus Award Watch List.

- Against Ohio State (10/4), recorded four stops and a sack.
- At Penn State (11/1), notched a sack.

AS A REDSHIRT JUNIOR (2013), made his Maryland debut against FIU (8/31) before making his first career start and notching a sack against Old Dominion (9/7)...tallied seven tackles, 2.5 sacks and three tackles for loss against Connecticut (9/14)...grabbed first career interception against West Virginia (9/21)...missed the remainder of the season due to injury...

AS A JUNIOR (2012), redshirted while sitting out due to NCAA transfer rules. Joined the Maryland team as a walk-on before earning a scholarship prior to the 2013 campaign.

AS A SOPHOMORE (2011), played in all 11 games as a defensive end at Seton Hill. Posted 44 tackles, including eight tackles for loss and five sacks. Also had a single-season school record six blocked kicks, including a record two in one game. Was elected as a team captain.

AS A FRESHMAN (2010), played in 10 of 11 games at Seton Hill and posted 14 tackles.

PERSONAL:

- Attended Towson (Md.) High School and was elected team captain as a junior and senior
- Earned All-Division and All-County honors as a defensive end and tight end.
- Also ran track and his hobbies include playing video games and DJing.
- Served on the Maryland Leadership Council for two seasons.
- His Nickname is Cujo.
- His name pronounced YAHN-ik KOO-joe VER-jil.
- Follow Cudjoe-Virgil on Twitter: @cujo_51
- Follow Cudjoe-Virgil on Instagram: @iam_cujo
- Born Yannik Cudjoe-Virgil on Nov. 28, 1992 in Trinidad.

YANNIK CUDJOE VIRGIL'S GAME-BY-GAME

2015 Tennessee Titans																			
Date	Opp	W/L	P/S	Tot	Solo	Asst	Sk	- Yds	QBP	TFL	Int	- Yds	-TD	PD	FF	FR	- Yds	SpT	
Nov 29	Oak	L	p	0	0	0	0.0	0.0	0	0	0	0	0	0	0	0	0	0	0
Dec 6	Jax	W	p	0	0	0	0.0	0.0	0	0	0	0	0	0	0	0	0	0	0
Dec 13	@ NYJ																		
Dec 20	@ NE																		
Dec 27	Hou																		
Jan 3	@ Ind																		
Totals		1-1	2/0	0	0	0	0.0	0.0	0	0	0	0	0	0	0	0	0	0	0

YANNIK CUDJOE-VIRGIL'S NFL STATISTICS

REGULAR SEASON				TACKLES								INTERCEPTIONS					FUMBLES			
Year	Team	GP	GS	Tot	Solo	Asst	Sk	Yds	QBP	TFL		No	Yds	Lg	TD	PD	FF	FR	Yds	SpT
2015	Tennessee	2	0	0	0	0	0.0	0.0	0	0		0	0	0	0	0	0	0	0	0
NFL Totals		2	0	0	0	0	0.0	0.0	0	0		0	0	0	0	0	0	0	0	0

Single-Game Highs

Tackles -

Special Teams Tackles -

Interceptions -

83



HARRY DOUGLAS

WIDE RECEIVER • 6'0" • 183 lbs • COLLEGE: LOUISVILLE
 ACQUIRED: FREE AGENT - 2015 • NFL EXP. (NFL/TITANS): 8/1
 HOMETOWN: JONESBORO, GA.
 GAMES PLAYED/GAMES STARTED: 105/38 (PLAYOFFS: 5/2)



PRO: The Titans signed Harry Douglas during the 2015 offseason to bolster the wide receiving corps and provide depth both outside and in the slot. The 6-foot, 183-pounder spent the first seven seasons of his career as a member of the Atlanta Falcons after being drafted in the third round of the 2008 NFL Draft. The University of Louisville product amassed 258 receptions for 3,130 yards with eight touchdowns from 2008-2014 in Atlanta. Douglas enjoyed his greatest statistical success in 2013 while starting in place of an injured Julio Jones, when he posted career highs with 85 receptions for 1,067 yards and two touchdowns.

CAREER HIGHLIGHTS:

- In 2014, Douglas appeared in 12 games with six starts and posted 51 catches for 556 yards and two touchdowns.
- In 2013, Douglas enjoyed a stellar campaign registering career-highs with 85 receptions and 1,067 receiving yards, while starting a career-best 11 games.

TITANS TIDBITS:

- Douglas' brother, Toney, is a seven-year NBA veteran who currently plays for the New Orleans Pelicans. Toney was originally drafted by the L.A. Lakers as the 29th overall pick in the 2009 NBA Draft and has played for New York, Houston, Miami, Golden State, Sacramento and New Orleans. Harry tries to attend as many of Toney's games as possible.
- In his spare time, he enjoys date nights with his wife, Kierra; bowling; traveling; discovering new restaurants; watching movies; playing cards; and keeping his niece, nephew and godchildren.

CAREER TRANSACTIONS:

- The Jonesboro, Ga., native was originally selected by the Atlanta Falcons in the third round (84th overall) of the 2008 NFL Draft.
- Re-signed by the Falcons as an unrestricted free agent on March 13, 2012.
- Released by the Falcons on Feb. 27, 2015.
- Signed by the Titans as a free agent on March 12, 2015.

SEASON RECAPS:

2015 (14/12 - Tennessee): Appeared in 14 games with 12 starts at wide receiver in his first season with the Titans. Tied for second on the squad with 36 receptions and ranked third on the club with 411 receiving yards. Collected two receiving touchdowns. Returned 11 punts for 73 yards. Was inactive for two contests. Led the team in receiving yards once in 2015 (vs. HOU). Played in his 100th career game against Oakland (11/29/15).

- At Tampa Bay (9/13), started at wide receiver in his Titans debut and caught two passes for 24 yards with a touchdown. Set up the Titans' third touchdown of the afternoon with a 20-yard grab down to the Buccaneers' 12-yard line. Increased the Titans' lead to 28-7 with a four-yard touchdown catch on third-and-four with 3:47 left to play in the second quarter.
- At Cleveland (9/20), started at wide receiver and caught one pass for nine yards.
- Against Indianapolis (9/27), started at wide receiver and snared three receptions for 20 yards.
- Against Buffalo (10/11), started at wide receiver and hauled in two receptions for 17 yards. Kept the Titans' initial scoring drive alive with six-yard pass to Harry Douglas on third-and-four in the first quarter. Extended the Titans' touchdown drive with an 11-yard catch on third-and-four in the third quarter.
- Against Miami (10/18), started at wide receiver and posted one reception for 11 yards.

- Against Atlanta (10/25), was inactive.
- At Houston (11/1), was inactive.
- At New Orleans (11/8), started at wide receiver and caught five passes for 73 yards. Snared a 30-yard reception late in the second quarter. Kept the Titans' game-tying touchdown drive alive with a 10-yard reception on third-and-six in the fourth quarter.
- Against Carolina (11/15), played as a reserve at wide receiver and caught three passes for 26 yards.
- At Jacksonville (11/19), started at wide receiver and notched two catches for 16 yards.
- Against Oakland (11/29), started at wide receiver in his 100th career game and made three receptions for 29 yards with a touchdown. Cut the Raiders' lead to 17-14 with a 13-yard touchdown reception with 6:22 left to play in the third quarter. Kept the Titans' fourth quarter touchdown drive alive by drawing defensive pass interference penalty on third-and-eight in the fourth quarter.
- Against Jacksonville (12/6), started at wide receiver and snared one reception for eight yards.
- At N.Y. Jets (12/13), started at wide receiver and hauled in three receptions for 65 yards. Hauled in a season-long 51-yard reception over the middle in the fourth quarter.
- At New England (12/20), started at wide receiver and snared two receptions for 15 yards. Returned one punt for 18 yards. Set up the Titans' first touchdown drive with an 18-yard punt return to the Tennessee 41-yard line in the third quarter.
- Against Houston (12/27), played as a reserve at wide receiver and led the team with 79 receiving yards on six receptions. Returned five punts for 32 yards. Hauled in a 31-yard reception down the right sideline late in the third quarter. Kept the Titans' touchdown drive alive with an 11-yard catch on third-and-two in the fourth quarter.
- At Indianapolis (1/3), started at wide receiver and recorded two catches for 19 yards.

2014 (12/6 - Atlanta): Appeared in 12 games with six starts and compiled 51 receptions for 556 yards with two touchdowns. Was inactive for four games.

- Against New Orleans (9/7), started and caught six passes for 69 yards.
- Against Tampa Bay (9/18), started and caught two passes for 14 yards and a touchdown.
- Against Arizona (11/30), started and caught nine passes 116 yards, his first 100-yard receiving game of the year. The nine receptions was his second highest catches total.
- At Green Bay (12/8), started and caught two passes for 11 yards and a touchdown.
- Against Pittsburgh (12/14), started and caught 10 passes, his second highest career total number of receptions, for 131 yards.

2013 (16/11 - Atlanta): Had a breakout season catching 85 passes for 1,067 yards with two touchdowns. Posted three 100-yard games and eclipsed the 1,000-yard barrier for the first time.

- Against Tampa Bay (10/20), set a career-high with 149 yards on seven catches with a touchdown. The 149-yard outburst was the highest single-game total by any Falcon receiver against the Buccaneers, topping 147-yard games by both Julio Jones and Andre Rison.
- At Arizona (10/27), followed up his stellar game against the Buccaneers by hauling in a career-high 12 passes for 121 yards.
- At San Francisco (12/23), broke the 1,000-yard barrier for the first time in his career after catching five passes for 46 yards in Week 16.

2012 (15/1, 2/1 - Atlanta): Played in 15 games with one start and caught 38 passes for 396 yards (10.4 yards per reception) with one touchdown as the club's primary slot receiver. Also added two rushes for four yards. Returned five punts for 42 yards with an average of 8.4 yards per return and a long return of 11 yards.

- Against Oakland (10/14), posted five receptions for 37 yards.
- Against N.Y. Giants (12/16), grabbed three passes for 83 yards.

2011 (16/4, 1/0 - Atlanta): Saw action in all 16 games with four starts and caught a then career-high 39 passes for 498 yards (12.8 yards per catch) with one touchdown.

- Against New Orleans (11/13), hauled in then career-highs with eight receptions and 133 receiving yards.

2010 (16/4, 1/0 - Atlanta): Played in 16 games with four starts and hauled in 22 passes for 294 yards (13.4 yards per catch) with one touchdown.

- Against San Francisco (10/3), registered three receptions for 59 yards with a touchdown.
- At Philadelphia (10/17), tallied a season-high four catches for 32 yards.

2009 (0/0 - Atlanta): Missed the entire 2009 season with a knee injury.

2008 (16/0, 1/1 - Atlanta): Contributed heavily in his rookie campaign, participating in every contest. Posted 23 catches for 320 yards and one touchdown, while adding 12 carries for 69 yards and one score. Took over punt return duties halfway through the season and returned 19 punt returns for 226 yards with one touchdown and an 11.9 yards per return average.

- Against Carolina (11/23), posted a 61-yard punt return for a touchdown, the Falcons first punt return for a score since 2004. Was named NFC Special Teams Player of the Week following his performance.

COLLEGE:

- Graduated from the University of Louisville ranking second in team annals with 2,924 receiving yards, while his 173 receptions ranked fifth on the school's all-time record list.
- Totaled 15 career touchdowns which placed him seventh in Louisville annals and he became the first player in school history to gain over 200 yards receiving twice in a career, totaling 205 yards against Syracuse and 223 yards against Kentucky, which set the school's game-record and tied a conference record.
- As a senior in 2007, was named second-team All-America by the *Associated Press*. Was named first-team All-Big East for the second consecutive season after notching 71 catches for 1,159 yards with seven touchdowns. Started in 10 games at wide receiver and led the Big East and ranked 12th in the country by averaging 7.1 receptions per game.

- As a junior in 2006, was named a first-team All-Big East selection after leading the team with 70 receptions and posting a school record 1,265 yards. Started all 13 games at wide receiver and led the Big East in receiving yards per game and receptions. Ranked seventh in the country in receiving yards per game (97.37). Averaged 18.1 yards per catch and caught a pass in 15 straight games.

- As a sophomore in 2005, played in 12 games with seven starts and caught 27 passes for 457 yards and two scores. Averaged 16.9 yards per catch.

- As a redshirt freshman in 2004, played in 12 games at wide receiver and on special teams. Tallied five catches for 43 yards. Scampered 65 yards for a touchdown on a reverse in the Liberty Bowl and added a 49-yard kick return in the win over Boise State.

- Graduated with a degree in political science at Louisville.

PERSONAL:

- Married to Kierra.
- Attended Jonesboro (Ga.) High School and was a first-team all-county and honorable mention all-state selection as a senior.
- Was one of only three players to receive all nine sports writers' votes for first-team all-region accolades in 2002.
- Caught 40 passes for 831 yards and seven touchdowns during his final campaign.
- Was an all-region selection by the *Atlanta Journal-Constitution* in basketball as he averaged 20.5 points per game, 3.0 rebounds, 4.5 assists and 3.0 steals as a senior for the No. 4-ranked team in the state.
- Follow Douglas on Twitter and Instagram: @HDouglas83.
- Born Harry Douglas IV on Sept. 16, 1984 in Tampa, Fla.

HARRY DOUGLAS' GAME-BY-GAME

2008 Atlanta Falcons		RECEIVING							
Date	Opp.	W/L	P/S	No	Yds	Avg	Lg	TD	
Sept 7	Det	W	p	0	0	-	0	0	
Sept 14	@ TB	L	p	2	34	17.0	21	0	
Sept 21	KC	W	p	2	10	5.0	6	0	
Sept 28	@ Car	L	p	2	8	4.0	5	0	
Oct 5	@ GB	W	p	0	0	-	0	0	
Oct 12	Chi	W	p	5	96	19.2	47	0	
Oct 26	@ Phi	L	p	0	0	-	0	0	
Nov 2	@ Oak	W	p	1	12	12.0	12	0	
Nov 9	NO	W	p	0	0	-	0	0	
Nov 16	Den	L	p	0	0	-	0	0	
Nov 23	Car	W	p	4	92	23.0	69	0	
Nov 30	@ SD	W	p	3	13	4.3	5t	1	
Dec 7	@ NO	L	p	2	45	22.5	28	0	
Dec 14	TB	W	p	0	0	-	0	0	
Dec 21	@ Min	W	p	1	4	4.0	4	0	
Dec 28	StL	W	p	1	6	6.0	6	0	
Totals		11-5	16/0	23	320	13.9	69	1	
Postseason									
Jan 3	@ Ari	L	S	1	0	0.0	0	0	
Totals		0-1	1/1	1	0	0.0	0	0	

2010 Atlanta Falcons		RECEIVING							
Date	Opp.	W/L	P/S	No	Yds	Avg	Lg	TD	
Sept 12	@ Pit	L	S	3	39	13.0	23	0	
Sept 19	Ari	W	p	2	31	15.5	18	0	
Sept 26	@ NO	W	S	1	1	1.0	1	0	
Oct 3	SF	W	S	3	59	19.7	34	1	
Oct 10	@ Cle	W	p	2	17	8.5	11	0	
Oct 17	@ Phi	L	p	4	32	8.0	18	0	
Oct 24	Cin	W	p	0	0	-	0	0	
Nov 7	TB	W	p	0	0	-	0	0	
Nov 11	Bal	W	p	1	12	12.0	12	0	
Nov 21	@ StL	W	p	0	0	-	0	0	
Nov 28	GB	W	p	2	7	3.5	4	0	
Dec 5	@ TB	W	p	1	21	21.0	21	0	
Dec 12	@ Car	W	S	1	46	46.0	46	0	
Dec 19	@ Sea	W	p	1	10	10.0	10	0	
Dec 27	NO	L	p	0	0	-	0	0	
Jan 2	Car	W	p	1	19	19.0	19	0	
Totals		13-3	16/4	22	294	13.4	46	1	
Postseason									
Jan 15	GB	L	p	1	2	2.0	2	0	
Totals		0-1	1/0	1	2	2.0	2	0	

HARRY DOUGLAS' GAME-BY-GAME CONT.

2011 Atlanta Falcons

		RECEIVING						
Date	Opp.	W/L	P/S	No	Yds	Avg	Lg	TD
Sept 11	@ Chi	L	p	2	10	5.0	7	0
Sept 18	Phi	W	p	2	19	9.5	15	0
Sept 25	@ TB	L	p	5	35	7.0	16	0
Oct 2	@ Sea	W	p	0	0	-	0	0
Oct 9	GB	L	p	2	16	8.0	13	0
Oct 16	Car	W	S	2	57	28.5	34	0
Oct 23	@ Det	W	S	4	62	15.5	49	0
Nov 6	@ Ind	W	p	0	0	-	0	0
Nov 13	NO	L	p	8	133	16.6	46	0
Nov 20	Ten	W	S	4	51	12.8	21	0
Nov 27	Min	W	p	2	45	22.5	27t	1
Dec 4	@ Hou	L	p	4	43	10.8	17	0
Dec 11	@ Car	W	p	2	12	6.0	9	0
Dec 15	Jax	W	p	1	12	12.0	12	0
Dec 26	@ NO	L	S	1	3	3.0	3	0
Jan 1	TB	W	p	0	0	-	0	0
Totals		10-6	16/4	39	498	12.8	49	1

Postseason

Jan 8	@ NYG	L	p	1	7	7.0	7	0
Totals		0-1	1/0	1	7	7.0	7	0

2012 Atlanta Falcons

		RECEIVING						
Date	Opp.	W/L	P/S	No	Yds	Avg	Lg	TD
Sept 9	@ KC	W	p	3	32	10.7	19	0
Sept 17	Den	W	p	3	27	9.0	10	0
Sept 23	@ SD	W	p	2	13	6.5	10	0
Sept 30	Car	W	p	1	6	6.0	6	0
Oct 7	@ Was	W	p	2	34	17.0	19	0
Oct 14	Oak	W	p	5	37	7.4	20	0
Oct 28	@ Phi	W	IA					
Nov 4	Dal	W	p	0	0	-	0	0
Nov 11	@ NO	L	p	4	49	12.3	23	0
Nov 18	Ari	W	S	5	48	9.6	26	0
Nov 25	@ TB	W	p	2	11	5.5	6	0
Nov 29	NO	W	p	0	0	-	0	0
Dec 9	@ Car	L	p	2	28	14.0	19	0
Dec 16	NYG	W	p	3	83	27.7	37	0
Dec 22	@ Det	W	p	2	6	3.0	5	0
Dec 30	TB	L	p	4	21	5.3	10	1
Totals		13-3	15/1	38	395	10.4	37	1

Postseason

Jan 13	Sea	W	p	2	29	14.5	22	0
Jan 20	SF	L	S	3	31	10.3	22	0
Totals		1-1	2/1	5	60	12.0	22	0

2013 Atlanta Falcons

		RECEIVING						
Date	Opp.	W/L	P/S	No	Yds	Avg	Lg	TD
Sept 8	@ NO	L	p	4	93	23.3	50	0
Sept 15	StL	W	p	4	43	10.8	20	0
Sept 22	@ Mia	L	p	1	9	9.0	9	0
Sept 29	NE	L	S	5	68	13.6	40	0

Oct 7	NYJ	L	p	2	6	3.0	7	0
Oct 20	TB	W	S	7	149	21.3	54	1
Oct 27	@ Ari	L	S	12	121	10.1	25	0
Nov 3	@ Car	L	S	3	82	27.3	41	0
Nov 10	Sea	L	S	7	49	7.0	31	0
Nov 17	@ TB	L	S	6	134	22.3	80t	1
Nov 21	NO	L	S	9	79	8.8	15	0
Dec 1	@ Buf	W	S	6	73	12.2	20	0
Dec 8	@ GB	L	S	2	20	10.0	15	0
Dec 15	Was	W	S	5	37	7.4	13	0
Dec 23	@ SF	L	p	5	46	9.2	11	0
Dec 29	Car	L	S	7	58	8.3	12	0
Totals		4-12	16/11	85	1,067	12.6	80t	2

2014 Atlanta Falcons

		RECEIVING						
Date	Opp.	W/L	P/S	No	Yds	Avg	Lg	TD
Sept 7	NO	W	S	6	69	11.5	23	0
Sept 14	@ Cin	L	p	4	38	9.5	16	0
Sept 18	TB	W	S	2	14	7.0	11	1
Sept 28	@ Min	L	IA					
Oct 5	@ NYG	L	IA					
Oct 12	Chi	L	IA					
Oct 19	@ Bal	L	IA					
Oct 26	Det	L	p	3	42	14.0	16	0
Nov 9	@ TB	W	p	0	0	-	0	0
Nov 16	@ Car	W	p	4	46	11.5	17	0
Nov 23	Cle	L	p	2	14	7.0	7	0
Nov 30	Ari	W	S	9	116	12.9	19	0
Dec 8	@ GB	L	S	2	11	5.5	9	1
Dec 14	Pit	L	S	10	131	13.1	41	0
Dec 21	@ NO	W	S	4	47	11.8	27	0
Dec 28	Car	L	p	5	28	5.6	8	0
Totals		6-10	12/6	51	556	10.9	41	2

2015 Tennessee Titans

		RECEIVING						
Date	Opp.	W/L	P/S	No	Yds	Avg	Lg	TD
Sept 13	@ TB	W	S	2	24	12.0	20	1
Sept 20	@ Cle	L	S	1	9	9.0	9	0
Sept 27	Ind	L	S	3	20	6.7	10	0
Oct 11	Buf	L	S	2	17	8.5	11	0
Oct 18	Mia	L	S	1	11	11.0	11	0
Oct 25	Atl	L	IA					
Nov 1	@ Hou	L	IA					
Nov 8	@ NO	W	S	5	73	14.6	30	0
Nov 15	Car	L	p	3	26	8.7	19	0
Nov 19	@ Jax	L	S	2	16	8.0	9	0
Nov 29	Oak	L	S	3	29	9.7	13t	1
Dec 6	Jax	W	S	1	8	8.0	8	0
Dec 13	@ NYJ	L	S	3	65	21.7	51	0
Dec 20	@ NE	L	S	2	15	7.5	10	0
Dec 27	Hou	L	p	6	79	13.2	31	0
Jan 3	@ Ind	L	S	2	19	9.5	16	0
Totals		3-13	14/12	36	411	11.4	51	2

HARRY DOUGLAS' NFL STATISTICS

REGULAR SEASON

Year	Team	RECEIVING							RUSHING				
		GP	GS	No	Yds	Avg	Lg	TD	Att	Yds	Avg	Lg	TD
2008	Atlanta	16	0	23	320	13.9	69	1	12	69	5.8	33	1
2009	Atlanta	0	0						Injured Reserve				
2010	Atlanta	16	4	22	294	13.4	46	1	2	-5	-2.5	-	0
2011	Atlanta	16	4	39	498	12.8	49	1	1	3	3.0	3	0
2012	Atlanta	15	1	38	395	10.4	37	1	2	4	2.0	5	0
2013	Atlanta	16	11	85	1,067	12.6	80t	2	0	0	0.0	-	0
2014	Atlanta	12	6	51	556	10.9	41	2	0	0	0.0	-	0
2015	Tennessee	14	12	36	411	11.4	51	2	1	-6	-6.0	-6	0
NFL Totals		105	38	294	3,541	12.0	80t	10	18	65	3.6	33	1

PUNT RETURNS

KICKOFF RETURNS

Year	Team	No	FC	Yds	Avg	Lg	TD	No	Yds	Avg	Lg	TD
2008	Atlanta	19	3	226	11.9	61t	1	4	46	11.5	22	0
2012	Atlanta	5	1	42	8.4	11	0	1	8	8.0	8	0
2013	Atlanta	10	3	57	5.7	15	0	0	0	0.0	-	0
2015	Tennessee	11	2	73	6.6	18	0	0	0	0.0	-	0
NFL Totals		45	9	398	8.8	61t	1	5	54	10.8	22	0

POSTSEASON

Year	Team	RECEIVING							RUSHING				
		GP	GS	No	Yds	Avg	Lg	TD	Att	Yds	Avg	Lg	TD
2008	Atlanta	1	1	1	0	0.0	0	0	0	0	0.0	-	0
2010	Atlanta	1	0	1	2	2.0	2	0	0	0	0.0	-	0
2011	Atlanta	1	0	1	7	7.0	7	0	0	0	0.0	-	0
2012	Atlanta	2	1	5	60	12.0	22	0	0	0	0.0	-	0
NFL Totals		5	2	8	69	8.6	22	0	0	0	0.0	-	0

PUNT RETURNS

KICKOFF RETURNS

Year	Team	No	FC	Yds	Avg	Lg	TD	No	Yds	Avg	Lg	TD
2008	Atlanta	3	0	31	10.3	21	0	0	0	0.0	-	0
2012	Atlanta	3	0	6	2.0	6	0	0	0	0.0	-	0
NFL Totals		6	0	37	6.2	21	0	0	0	0.0	-	0

Single-Game Highs

Receptions - 12 at Arizona (10/27/13)
 Receiving Yards - 149 vs. Tampa Bay (10/20/13)
 Long Reception - 80t at Tampa Bay (11/17/13)
 Receiving Touchdowns - **1 (10 times, last vs. Oakland 11/29/15)**
 Rushing Attempts - 2 (Twice, last vs. Carolina 11/23/08)
 Rushing Yards - 33 at Tampa Bay (9/14/08)
 Long Rush - 33 at Tampa Bay (9/14/08)
 Rushing Touchdowns - 1 vs. Carolina (11/23/08)

Punt Returns - 5 vs. Houston (12/27/15)

Punt Return Yards - 93 vs. Carolina (11/23/08)
 Punt Return Long - 61t vs. Carolina (11/23/08)
 Punt Return Touchdown - 1 vs. Carolina (11/23/08)
 Kickoff Returns - 1 (Five times, last at Kansas City 9/9/12)
 Kickoff Return Yards - 22 vs. Denver (11/16/08)
 Kickoff Return Long - 22 vs. Denver (11/16/08)

Playoff Single-Game Highs

Receptions - 3 vs. San Francisco (1/20/13)
 Receiving Yards - 31 vs. San Francisco (1/20/13)
 Long Reception - 22 (Twice, last vs. San Francisco 1/20/13)

Additional Statistics

Tackles - 1 (2015)

80



ANTHONY FASANO

TIGHT END • 6'4" • 255 lbs • COLLEGE: NOTRE DAME

ACQUIRED: FREE AGENT - 2015 • NFL EXP. (NFL/TITANS): 10/1

HOMETOWN: VERONA, N.J.

GAMES PLAYED/GAMES STARTED: 148/120 (PLAYOFFS: 4/3)



PRO: The Titans signed free agent tight end Anthony Fasano during the 2015 offseason to provide depth and experience to a unit that saw three players finish the 2014 season on injured reserve. The 6-foot-4-inch, 255-pounder is in his 10th NFL season and is considered one of the league's better blocking tight ends. The Notre Dame product also has a knack for finding the end zone having registered 31 touchdown receptions during his career.

CAREER HIGHLIGHTS:

- Entering the 2015 season, Fasano has played in 132 games with 109 starts, posting 253 receptions for 2,799 yards with 31 touchdowns.
- Fasano plays an integral role in run blocking as well, helping block for four separate 1,000-yard rushers in his career - Julius Jones (Dallas, 2006), Ricky Williams (Miami, 2009), Reggie Bush (Miami, 2011) and Jamaal Charles (Kansas City, 2013-14).
- After a five-year career with the Dolphins, Fasano ranked third among tight ends in team history in receptions (177), receiving yards (2,104), and tied for second in touchdown receptions (23).
- In 2012, started all 16 games and registered a career-high 41 receptions for 332 yards with five touchdowns.
- In 2008, notched 34 catches for 454 yards with a career-high and team-high seven touchdown receptions.

TITANS TIDBITS:

- Fasano established the Anthony Fasano Foundation in 2007 to serve underprivileged youth in New Jersey.
- Fasano speaks Italian and Spanish fluently.

CAREER TRANSACTIONS:

- The Verona, N.J., native was originally selected by the Dallas Cowboys in the second round (53rd overall) of the 2006 NFL Draft.
- Traded by the Cowboys to the Miami Dolphins along with linebacker Akin Ayodele in exchange for a 2008 fourth-round draft choice (100th overall) on April 26, 2008.
- Signed by the Kansas City Chiefs as an unrestricted free agent on March 13, 2013.
- Released by the Chiefs on Feb. 26, 2015.
- Signed by the Titans as a free agent on March 24, 2015.

SEASON RECAPS:

2015 (16/11 - Tennessee): Appeared in 16 games with 11 starts at tight end in his first season with the Titans. Registered 26 receptions for 289 yards with two receiving touchdowns. Led the team in receptions once in 2015 (at CLE). Led the team in receiving yards once in 2015 (at CLE).

- At Tampa Bay (9/13), saw action as a reserve at tight end in his Titans debut and caught one pass for 18 yards. Set up the Titans' fifth touchdown of the day with an 18-yard reception down to the Buccaneers' two-yard line late in the second quarter.
- At Cleveland (9/20), started at tight end and led the team with five receptions and 84 receiving yards with a touchdown. Got wide open down the left sideline for a 33-yard reception on a broken play in the third quarter. Got the Titans on the scoreboard with a 19-yard touchdown catch over the middle with 1:36 remaining in the third quarter.
- Against Indianapolis (9/27), saw action as a reserve at tight end and caught one pass for 26 yards. Helped set up the Titans first touchdown of the afternoon with a 26-yard catch on third-and-10 in the second quarter.
- Against Buffalo (10/11), played as a reserve at tight end.
- Against Miami (10/18), started at tight end and posted two receptions for

one yard.

- Against Atlanta (10/25), saw action as a reserve at tight end and hauled in three receptions for 21 yards.
- At Houston (11/1), started at tight end and caught one pass for nine yards.
- At New Orleans (11/8), started at tight end and posted three receptions for 33 yards including the game-winning touchdown in overtime. Gave the Titans a 34-28 overtime victory with a five-yard touchdown reception with 9:50 left to play in the extra session.
- Against Carolina (11/15), started at tight end and hauled in one reception for 19 yards. Extended the Titans' first touchdown drive with a 19-yard grab on third-and-five in the first quarter. The 19-yard reception moved him past the 3,000-yard receiving mark for his career.
- At Jacksonville (11/19), started at tight end and caught two passes for 14 yards. Extended the Titans' touchdown drive with an eight-yard catch on third-and-eight in the third quarter.
- Against Oakland (11/29), started at tight end and caught two passes for 22 yards.
- Against Jacksonville (12/6), started at tight end.
- At N.Y. Jets (12/13), played as a reserve at tight end.
- At New England (12/20), started at tight end and snared three receptions for 21 yards.
- Against Houston (12/27), started at tight end and caught two passes for 21 yards.
- At Indianapolis (1/3), started at tight end.

2014 (15/13 - Kansas City): Played in 15 games with 13 starts at tight end and recorded 25 receptions for 226 yards and four touchdowns. Was inactive one game with a knee injury against Seattle (11/16).

- Against Tennessee (9/7), notched the team's first touchdown catch of the season. Caught three passes for 29 yards.
- Against N.Y. Jets (11/2), registered three receptions for 24 yards with a touchdown. Gave the Titans a 34-28 overtime victory with a five-yard touchdown catch with 9:50 left to play in the extra session.

2013 (9/9, 1/1 - Kansas City): Started nine games at tight end, posting 23 receptions for 200 yards with three touchdowns. Was inactive in four contests with an ankle injury and two with a concussion. Started one postseason game.

- At Denver (11/17), recorded four receptions for 37 yards with a touchdown.
- Against San Diego (11/24), caught four passes for 21 yards with a score.
- Against Denver (12/1), snared three receptions for 28 yards, including posting a touchdown catch in his third consecutive game.

2012 (16/16 - Miami): Started all 16 games and registered a career-high 41 receptions for 332 yards with five touchdowns.

- Against N.Y. Jets (9/23), snatched five passes for 47 yards.
- Against St. Louis (10/14), posted four catches for 33 yards with a touchdown.
- Against Jacksonville (12/16), grabbed a season-high six receptions for 56 yards with a touchdown.

2011 (15/15 - Miami): Started 15 games and finished with 32 receptions for 451 yards with five touchdowns. Was inactive at New England (12/24) with a head injury.

- Against New England (9/12), posted five catches for 82 yards in the season opener.
- At Kansas City (11/6), snared a 35-yard touchdown and three-yard

touchdown.

- At Buffalo (12/18), caught two passes for 28 yards, including a 22-yard reception.

2010 (15/15 - Miami): Started 15 games and recorded 39 catches for 528 yards with four touchdown receptions, which ranked second on the team. Was inactive at New England (1/2/11) with a knee injury.

- Against Tennessee (11/14), notched a career-best 107 receiving yards on five catches with a touchdown.
- Against Cleveland (12/5), snared four receptions for 41 yards with a touchdown.

2009 (14/14 - Miami): Started 14 games and totaled 31 receptions for 339 yards (10.9 avg.) with two touchdowns. Was inactive against Tampa Bay (11/15) and at Carolina (11/19) with a hip injury.

- Against N.Y. Jets (10/12), grabbed four passes for 38 yards with a touchdown.
- At Buffalo (11/29), collected a season-high 74 receiving yards on five receptions.
- At Tennessee (12/20), hauled in four receptions for 36 yards with a touchdown.

2008 (16/16, 1/1 - Miami): Started all 16 games in his first season with the Dolphins, recording 34 catches for 454 yards and a team-high seven touchdown receptions.

- Against N.Y. Jets (9/7), snared a career-best eight receptions for 84 yards with a touchdown in his Dolphins debut.
- At Buffalo (12/7), hauled in three catches for 36 yards, including a 20-yard touchdown reception.
- At Kansas City (12/21), caught three passes for 47 yards with two touchdown receptions.
- At N.Y. Jets (12/28), notched three receptions for 39 yards, including a 20-yard touchdown.
- Against Baltimore (1/4), started an AFC Wild Card game.

2007 (16/6, 1/1 - Dallas): Played in 16 games with six starts, catching 14 passes for 143 yards with one touchdown.

- Against Green Bay (11/29), posted his first career touchdown on 26-yard reception.
- Against N.Y. Giants (1/13), started NFC Divisional Playoff game, recording one reception for five yards.

2006 (16/5, 1/0 - Dallas): As a rookie, appeared in 16 games with five starts and registered 14 receptions for 126 yards.

- Against Washington (9/17), caught three passes for 39 yards, including his first career reception.

- At Seattle (1/6), saw action in his first career postseason matchup in a NFC Wild Card game at Seattle.

COLLEGE:

- Played in 34 games with 24 starts in three years at Notre Dame (2003-05), tallying 92 receptions for 1,112 yards (12.9 avg.) and eight touchdowns.
- At the time of his departure, ranked second among tight ends on the school's all-time list for both receptions and receiving yards.
- Started all 12 games as a senior in 2005, compiling a career-high 47 receptions and 576 yards (12.3 avg.) with two touchdowns. Was one of three finalists for the John Mackey Award as college football's top tight end in his senior season.
- Played in 11 games with nine starts as a junior in 2003, recording 27 receptions for 367 yards (13.6 avg.) with four touchdowns.
- Appeared in 11 games with three starts in 2003 as a sophomore, contributing 18 receptions for 169 yards (9.4 avg.) with two touchdowns.
- Did not play as a freshman in 2002.
- Graduated with a degree in marketing from Notre Dame.

PERSONAL:

- Four-year letterman and two-year captain at Verona (N.J.) High School as a tight end and defensive lineman/linebacker.
- Caught 78 passes for 1,460 yards and 23 touchdowns as a senior in 2001, helping guide the school to the state title among Group 1 schools.
- Finished his career with a county-record 42 touchdown receptions.
- Was a two-time all-state selection in track and won the New Jersey Group 1 state championship in the javelin in his first year competing in the event.
- Lettered in basketball and was team captain his final two years. Also played baseball at Verona High School.
- Born Anthony Joseph Fasano on April 20, 1984 in Verona, N.J.

ANTHONY FASANO'S GAME-BY-GAME

2006 Dallas Cowboys

		RECEIVING							
Date	Opp.	W/L	P/S	No	Yds	Avg	Lg	TD	
Sept 10	@ Jax	L	S	0	0	-	0	0	
Sept 17	Was	W	S	3	39	13.0	14	0	
Oct 1	@ Ten	W	S	0	0	-	0	0	
Oct 8	@ Phi	L	p	0	0	-	0	0	
Oct 15	Hou	W	p	0	0	-	0	0	
Oct 23	NYG	L	p	2	16	8.0	11	0	
Oct 29	@ Car	W	p	3	11	3.7	5	0	
Nov 5	@ Was	L	S	2	16	8.0	11	0	
Nov 12	@ Ari	W	p	0	0	-	0	0	
Nov 19	Ind	W	p	1	22	22.0	22	0	
Nov 23	TB	W	p	1	9	9.0	9	0	
Dec 3	@ NYG	W	S	0	0	-	0	0	
Dec 10	NO	L	p	0	0	-	0	0	
Dec 16	@ Atl	W	p	0	0	-	0	0	
Dec 25	Phi	L	p	2	13	6.5	7	0	
Dec 31	Det	L	p	0	0	-	0	0	
Totals		9-7	16/5	14	126	9.0	22	0	
Playoffs									
Jan 6	@ Sea	L	p	0	0	-	0	0	
Totals		0-1	1/0	0	0	-	0	0	

2007 Dallas Cowboys

		RECEIVING							
Date	Opp.	W/L	P/S	No	Yds	Avg	Lg	TD	
Sept 9	NYG	W	p	0	0	-	0	0	
Sept 16	@ Mia	W	p	1	12	12.0	12	0	
Sept 23	@ Chi	W	p	1	3	3.0	3	0	
Sept 30	StL	W	S	1	14	14.0	14	0	
Oct 8	@ Buf	W	p	1	2	2.0	2	0	
Oct 14	NE	L	S	1	26	26.0	26	0	
Oct 21	Min	W	p	2	14	7.0	10	0	
Nov 4	@ Phi	W	S	0	0	-	0	0	
Nov 11	@ NYG	W	S	1	9	9.0	9	0	
Nov 18	Was	W	p	0	0	-	0	0	
Nov 22	NYJ	W	p	0	0	-	0	0	
Nov 29	GB	W	p	1	26	26.0	26t	1	
Dec 9	@ Det	W	p	0	0	-	0	0	
Dec 16	Phi	L	p	1	10	10.0	10	0	
Dec 22	@ Car	W	S	1	12	12.0	12	0	
Dec 30	@ Was	L	S	3	15	5.0	9	0	
Totals		13-3	16/6	14	143	10.2	26t	1	
Playoffs									
Jan 6	NYG	L	S	1	5	5.0	5	0	
Totals		0-1	1/1	1	5	5.0	5	0	

2008 Miami Dolphins

		RECEIVING							
Date	Opp.	W/L	P/S	No	Yds	Avg	Lg	TD	
Sept 7	NYJ	L	S	8	84	10.5	17	1	
Sept 14	@ Ari	L	S	0	0	-	0	0	
Sept 21	@ NE	W	S	3	66	22.0	24	1	
Oct 5	SD	W	S	3	47	15.7	20	0	
Oct 12	@ Hou	L	S	1	12	12.0	12	0	
Oct 19	Bal	L	S	2	25	12.5	16	0	
Oct 26	Buf	W	S	2	17	8.5	15	1	
Nov 2	@ Den	W	S	2	37	18.5	24	0	
Nov 9	Sea	W	S	1	17	17.0	17	0	
Nov 16	Oak	W	S	0	0	-	0	0	
Nov 23	NE	L	S	0	0	-	0	0	
Nov 30	@ StL	W	S	1	7	7.0	7	0	
Dec 7	@ Buf	W	S	3	36	12.0	20t	1	
Dec 14	SF	W	S	2	20	10.0	12	0	
Dec 21	@ KC	W	S	3	47	15.7	19	2	
Dec 28	@ NYJ	W	S	3	39	13.0	20t	1	
Totals		11-5	16/16	34	454	13.4	24	7	
Playoffs									
Jan 4	Bal	L	S	0	0	-	0	0	
Totals		0-1	1/1	0	0	-	0	0	

2009 Miami Dolphins

		RECEIVING							
Date	Opp.	W/L	P/S	No	Yds	Avg	Lg	TD	
Sept 13	@ Atl	L	S	2	10	5.0	10	0	
Sept 21	Ind	L	S	1	1	1.0	1	0	
Sept 27	@ SD	L	S	0	0	-	0	0	
Oct 4	Buf	W	S	1	7	7.0	7	0	
Oct 12	NYJ	W	S	4	38	9.5	21	1	
Oct 25	NO	L	S	3	21	7.0	14	0	
Nov 1	@ NYJ	W	S	2	16	8.0	10	0	
Nov 8	@ NE	L	S	1	20	20.0	20	0	
Nov 15	TB	W	IA						
Nov 19	@ Car	W	IA						
Nov 29	@ Buf	L	S	5	74	14.8	18	0	
Dec 6	NE	W	S	5	67	13.4	19	0	
Dec 13	@ Jax	W	S	0	0	-	0	0	
Dec 20	@ Ten	L	S	4	36	9.0	18	1	
Dec 27	Hou	L	S	1	8	8.0	8	0	
Jan 3	Pit	L	S	2	41	20.5	27	0	
Totals		7-9	14/14	31	339	10.9	27	2	

ANTHONY FASANO'S GAME-BY-GAME CONT.

2010 Miami Dolphins

2010 Miami Dolphins				RECEIVING				
Date	Opp.	W/L	P/S	No	Yds	Avg	Lg	TD
Sept 12	@ Buf	W	S	3	46	15.3	21	0
Sept 19	@ Min	W	S	0	0	-	0	0
Sept 26	NYJ	L	S	2	14	7.0	11	1
Oct 4	NE	L	S	5	67	13.4	21	0
Oct 17	@ GB	W	S	1	22	22.0	22t	1
Oct 24	Pit	L	S	3	49	16.3	22	0
Oct 31	@ Cin	W	S	3	36	12.0	15	0
Nov 7	@ Bal	L	S	3	26	8.7	11	0
Nov 14	Ten	W	S	5	107	21.4	31	1
Nov 18	Chi	L	S	1	16	16.0	16	0
Nov 28	@ Oak	W	S	2	10	5.0	6	0
Dec 5	Cle	L	S	4	41	10.3	14	1
Dec 12	@ NYJ	W	S	2	33	16.5	28	0
Dec 19	Buf	L	S	3	30	10.0	16	0
Dec 26	Det	L	S	2	31	15.5	20	0
Jan 2	@ NE	L	IA					
Totals		7-9	15/15	39	528	13.5	31	4

2011 Miami Dolphins

2011 Miami Dolphins				RECEIVING				
Date	Opp.	W/L	P/S	No	Yds	Avg	Lg	TD
Sept 12	NE	L	S	5	82	16.4	25	0
Sept 18	Hou	L	S	0	0	-	0	0
Sept 25	@ Cle	L	S	1	26	26.0	26	0
Oct 2	@ SD	L	S	1	9	9.0	9	0
Oct 17	@ NYJ	L	S	1	13	13.0	13	0
Oct 23	Den	L	S	2	22	11.0	16t	1
Oct 30	@ NYG	L	S	0	0	-	0	0
Nov 6	@ KC	W	S	2	38	19.0	35t	2
Nov 13	Was	W	S	3	60	20.0	28	0
Nov 20	Buf	W	S	2	8	4.0	7	1
Nov 24	@ Dal	L	S	2	32	16.0	19	0
Dec 4	Oak	W	S	4	66	16.5	26	0
Dec 11	Phi	L	S	3	56	18.7	25	0
Dec 18	@ Buf	W	S	2	28	14.0	22t	1
Dec 24	@ NE	L	IA					
Jan 1	NYJ	W	S	4	11	2.8	4	0
Totals		6-10	15/15	32	451	14.1	35t	5

2012 Miami Dolphins

2012 Miami Dolphins					RECEIVING				
Date		Opp.	W/L	P/S	No	Yds	Avg	Lg	TD
Sept 9	@	Hou	L	S	3	19	6.3	12	0
Sept 16		Oak	W	S	2	19	9.5	14t	1
Sept 23		NYJ	L	S	5	47	9.4	17	0
Sept 30	@	Ari	L	S	5	30	6.0	8	0
Oct 7	@	Cin	W	S	3	28	9.3	13	0
Oct 14		StL	W	S	4	33	8.3	13	1
Oct 28	@	NYJ	W	S	1	4	4.0	4t	1
Nov 4	@	Ind	L	S	1	8	8.0	8	0
Nov 11		Ten	L	S	1	4	4.0	4	0
Nov 15	@	Buf	L	S	1	8	8.0	8	0
Nov 25		Sea	W	S	1	10	10.0	10	0
Dec 2		NE	L	S	1	14	14.0	14	0
Dec 9	@	SF	L	S	2	9	4.5	6	1
Dec 16		Jax	W	S	6	56	9.3	22	1
Dec 23		Buf	W	S	2	12	6.0	7	0
Dec 30	@	NE	L	S	3	31	10.3	13	0
Totals			7-9	16/16	41	332	8.1	22	5

2013 Kansas City Chiefs

2013 Kansas City Chiefs					RECEIVING				
Date	Opp.	W/L	P/S	No	Yds	Avg	Lg	TD	
Sept 8	@ Jax	W	S	2	8	4.0	4	0	
Sept 15	Dal	W	S	2	26	13.0	14	0	
Sept 19	@ Phi	W	IA						
Sept 29	NYG	W	IA						
Oct 6	@ Ten	W	IA						
Oct 13	Oak	W	IA						
Oct 20	Hou	W	S	4	27	6.8	11	0	
Oct 27	Cle	W	S	2	14	7.0	8	0	
Nov 3	@ Buf	W	S	1	20	20.0	20	0	
Nov 17	@ Den	L	S	4	37	9.3	12	1	
Nov 24	SD	L	S	4	21	5.3	16	1	
Dec 1	Den	L	S	3	28	9.3	12t	1	
Dec 8	@ Was	W	IA						
Dec 15	@ Oak	W	IA						
Dec 22	Ind	L	S	1	19	19.0	19	0	
Dec 29	@ SD	L	DNP						
Totals		11-5	9/9	23	200	8.7	20	3	

Playoffs

Jan 4	@ Ind	L	S	2	6	3.0	5	0
Totals		0-1	1/1	2	6	3.0	5	0

2014 Kansas City Chiefs

2014 Kansas City Chiefs				RECEIVING					
Date	Opp.	W/L	P/S	No	Yds	Avg	Lg	TD	
Sept 7		Ten	L	S	3	29	9.7	18	1
Sept 14	@	Den	L	S	3	39	13.0	22	0
Sept 21	@	Mia	W	S	2	23	11.5	13	0
Sept 29		NE	W	S	0	0	-	0	0
Oct 5	@	SF	L	S	4	32	8.0	13	0
Oct 19	@	SD	W	S	0	0	-	0	0
Oct 26		StL	W	S	4	19	4.8	7	0
Nov 2		NYJ	W	S	3	24	8.0	12	1
Nov 9	@	Buf	W	S	1	7	7.0	7	0
Nov 16		Sea	W	IA					
Nov 20	@	Oak	L	p	2	30	15.0	19t	1
Nov 30		Den	L	S	1	20	20.0	20t	1
Dec 7	@	Ari	L	S	0	0	-	0	0
Dec 14		Oak	W	S	1	2	2.0	2	0
Dec 21	@	Pit	L	p	1	1	1.0	1	0
Dec 28		SD	W	S	0	0	-	0	0
Totals		9-7	15/13	25	226	9.0	22	4	

2015 Tennessee Titans

2015 Tennessee Titans					RECEIVING				
Date		Opp.	W/L	P/S	No	Yds	Avg	Lg	TD
Sept 13	@	TB	W	p	1	18	18.0	18	0
Sept 20	@	Cle	L	S	5	84	16.8	33	1
Sept 27		Ind	L	p	1	26	26.0	26	0
Oct 11		Buf	L	p	0	0	-	0	0
Oct 18		Mia	L	S	2	1	0.5	10	0
Oct 25		Atl	L	p	3	21	7.0	8	0
Nov 1	@	Hou	L	S	1	9	9.0	9	0
Nov 8	@	NO	W	S	3	33	11.0	23	1
Nov 15		Car	L	S	1	19	19.0	19	0
Nov 19	@	Jax	L	S	2	14	7.0	8	0
Nov 29		Oak	L	S	2	22	11.0	17	0
Dec 6		Jax	W	S	0	0	-	0	0
Dec 13	@	NYJ	L	p	0	0	-	0	0
Dec 20	@	NE	L	S	3	21	7.0	8	0
Dec 27		Hou	L	S	2	21	10.5	12	0
Jan 3	@	Ind	L	S	0	0	-	0	0
Totals			3-13	16/11	26	289	11.1	33	2

ANTHONY FASANO'S NFL STATISTICS

REGULAR SEASON

				RECEIVING					RUSHING				
Year	Team	GP	GS	No	Yds	Avg	Lg	TD	Att	Yds	Avg	Lg	TD
2006	Dallas	16	5	14	126	9.0	22	0	0	0	-	-	0
2007	Dallas	16	6	14	143	10.2	26t	1	0	0	-	-	0
2008	Miami	16	16	34	454	13.4	24	7	0	0	-	-	0
2009	Miami	14	14	31	339	10.9	27	2	0	0	-	-	0
2010	Miami	15	15	39	528	13.5	31	4	0	0	-	-	0
2011	Miami	15	15	32	451	14.1	35t	5	0	0	-	-	0
2012	Miami	16	16	41	332	8.1	22	5	0	0	-	-	0
2013	Kansas City	9	9	23	200	8.7	20	3	0	0	-	-	0
2014	Kansas City	15	13	25	226	9.0	22	4	0	0	-	-	0
2015	Tennessee	16	11	26	289	11.1	33	2	0	0	-	-	0
NFL Totals		148	120	279	3,088	11.1	35t	33	0	0	-	-	0

PLAYOFFS

				RECEIVING					RUSHING				
Year	Team	GP	GS	No	Yds	Avg	Lg	TD	Att	Yds	Avg	Lg	TD
2006	Dallas	1	0	0	0	-	-	0	0	0	-	-	0
2007	Dallas	1	1	1	5	5.0	5	0	0	0	-	-	0
2008	Miami	1	1	0	0	-	-	0	0	0	-	-	0
2013	Kansas City	1	1	2	6	3.0	5	0	0	0	-	-	0
Playoff Totals		4	3	3	11	3.7	5	0	0	0	-	-	0

Single-Game Highs

Receptions - 8 vs. N.Y. Jets (9/7/08)
 Receiving Yards - 107 vs. Tennessee (11/14/10)
 Longest Reception - 35t at Kansas City (11/6/11)
 Touchdowns - 2 (Twice, last at Kansas City 11/6/11)

Playoff Single-Game Highs

Receptions - 2 at Indianapolis (1/4/14)
 Receiving Yards - 6 at Indianapolis (1/4/14)
 Longest Reception - 5 (Twice, last at Indianapolis 1/4/14)

Additional Statistics

Kickoff Returns - 1 for 0 yards (2008)
 Fumble Recovery - 1 (2011), 1 (2013)
 Tackles - 1 (2015)

45



JALSTON FOWLER

FULLBACK • 5'11" • 254 lbs • COLLEGE: ALABAMA

ACQUIRED: 4TH ROUND - 2015 • NFL EXP. (NFL/TITANS): ROOKIE

HOMETOWN: MOBILE, ALA.

GAMES PLAYED/GAMES STARTED: 16/0 (PLAYOFFS: 0/0)



PRO: The Titans selected Jalston Fowler in the fourth round of the 2015 NFL Draft. The 5-foot-11-inch, 254-pounder is a powerful runner who provided added dimensions of blocking and pass catching at fullback for the Alabama offensive backfield. Fowler possesses a big, athletic frame and low center of gravity as a runner, and is a threat out of the backfield as a receiver. He adds an element of versatility to the Titans squad having served as a fullback, running back, H-back, tight end and on special teams during his time with the Crimson Tide.

CAREER HIGHLIGHTS:

- Fowler won two national championships (2011, 2012) as a member of the Alabama football team.
- In 2014, Fowler helped open holes for a pair of Crimson Tide running backs to each amass more than 900 rushing yards. Derrick Henry collected 990 yards on 172 carries with 11 touchdowns and T.J. Yeldon posted 979 yards on 194 rushes with 11 scores.
- In 2013, Fowler helped create rushing lanes for T.J. Yeldon who carried the ball 207 times for 1,235 yards with 14 touchdowns.

TITANS TIDBITS:

- Fowler lists his mother, Dana, as the person that inspires him the most. When his brother, Joe, was accidentally shot and killed at a friend's house in 2007, she stayed strong and kept the family together.
- Fowler's nickname is "Nudie." His father gave it to him as a baby because he was always running around the house naked. Fowler has nicknamed his son, Jalston Jr., "Toodie."

CAREER TRANSACTIONS:

- The Mobile, Ala., native was selected by the Titans in the fourth round (108th overall) the 2015 NFL Draft.

SEASON RECAPS:

2015 (16/0): Appeared in all 16 games at fullback as a rookie. Carried the ball seven times for 13 yards with a touchdown. Caught five passes for 44 yards with a touchdown. Registered five special teams tackles and a forced fumble on coverage units. Played in his first career NFL game at Tampa Bay (9/13/15). Tied for the team lead in special teams tackles twice in 2015 (at CLE, vs. BUF).

- At Tampa Bay (9/13), saw action as a reserve at fullback and on special teams in his Titans debut. Helped open holes for Titans rushers to gain 124 yards on the ground. Notched a special teams tackle on coverage units. Extended a scoring drive by recovering a Bishop Sankey fumble in the third quarter.
- At Cleveland (9/20), played as a reserve at fullback and carried the ball once for three yards with a first down while hauling in a 19-yard reception. Collected a special teams tackle on coverage units. Extended the Titans' first scoring drive with a three-yard run on third-and-one in the third quarter. Set up the Titans' first touchdown with a 19-yard reception on a screen pass in the third stanza.
- Against Indianapolis (9/27), saw action as a reserve at fullback and carried the ball four times for nine yards with his first career touchdown. Kept the Titans' scoring drive alive with a three-yard plunge on fourth-and-one in the third quarter. Got the Titans to within two points with a one-yard touchdown plunge with 47 seconds left to play in the fourth quarter.
- Against Buffalo (10/11), played as a reserve at fullback and on special teams. Collected a special teams tackle and forced fumble on coverage units. Stripped Denarius Moore on a punt return and the fumble was recovered by Steve Johnson at the Bills' 39-yard line in the third quarter.

- Against Miami (10/18), played as a reserve at fullback and on special teams.
- Against Atlanta (10/25), saw action as a reserve at fullback and on special teams.
- At Houston (11/1), played as a reserve at fullback and on special teams.
- At New Orleans (11/8), saw action as a reserve at fullback. Notched a special teams tackle on coverage units.
- Against Carolina (11/15), saw action as a reserve at fullback and caught one pass for 14 yards.
- At Jacksonville (11/19), played as a reserve at fullback and caught one pass for two yards.
- Against Oakland (11/29), saw action as a reserve at fullback and rushed once for one yard and his first touchdown. Collected a one-yard touchdown reception. Gave the Titans a 21-17 lead with a one-yard touchdown catch with less than five minutes to play in the fourth quarter.
- Against Jacksonville (12/6), played as a reserve at fullback. Collected a special teams stop on coverage units.
- At N.Y. Jets (12/13), saw action as a reserve at fullback and on special teams.
- At New England (12/20), played as a reserve at fullback and carried the ball once for no gain. Hauled in one reception for eight yards.
- Against Houston (12/27), saw action as a reserve at fullback and on special teams.
- At Indianapolis (1/3), saw action as a reserve at fullback.

COLLEGE:

- Played in 53 career games at Alabama serving as a fullback, running back, H-back, tight end and on special teams. Carried the ball 113 times for 755 yards and five touchdowns. Also caught 19 career passes with seven receiving touchdowns. Was a member of two national championship teams.

AS A SENIOR (2014), selected to the Senior Bowl and played in all 14 games with five starts. Notched 11 receptions for 129 yards and two touchdowns and had 12 rushes on the season for 69 yards. Had six first-down rushes and six first-down receptions, gaining a first down on 12 of his 23 touches. Was named Offensive Player of the Week three times (against Arkansas, Mississippi State and Auburn).

- Against Florida (9/20), caught two passes for 21 yards and a touchdown.
- Against Mississippi State (11/15), caught a career-long 35-yard reception in a win over the No. 1 Bulldogs to set up an Alabama touchdown. Also proved to be a devastating blocker in the run game.
- Against Western Carolina (11/22), saw his most extended time at tailback, carrying five times for 30 yards with a long of 12 yards.

AS A JUNIOR (2013), played in all 13 games, after losing most of his sophomore season to an injured knee. Registered seven receptions for 15 yards with five going for touchdowns. His five receiving touchdowns were the second-highest total on the team. Rushed for 88 yards on 20 carries.

- At Texas A&M (9/14), averaged 9.3 yards per rush in win over the No. 6 Aggies. Caught a five-yard pass from AJ McCarron late in the fourth quarter to seal the win. Rushed four times for 37 yards, with a long of 15 yards.
- Against Colorado State (9/21), made his first career start against the Rams and carried the ball five times for 10 yards at running back.
- Against Arkansas (10/19), caught a four-yard touchdown on a play-action pass, on the first possession of the game. Rushed three times for eight yards.
- Against Louisiana State (11/9), caught his fifth pass of the season and

scored his fourth receiving touchdown.

- At Auburn (11/30), caught his fifth touchdown of the season on a play-action pass from three yards out. McCarron rolled to his right and found Fowler in the front corner of the end zone.

AS A REDSHIRT JUNIOR (2012), played in two games and filled a myriad of roles in the Alabama offense before suffering a knee injury in the second half of the Western Kentucky game that ended his season. Had 85 rushing yards on 11 carries for a 7.7 yards per carry average. Also had one reception for six yards.

- Against Michigan (9/1), rumbled for 67 yards on just eight carries in the 41-14 win over the No. 8 Wolverines.

AS A SOPHOMORE (2011), played in 13 games as a reserve and gave Alabama a reliable option off the bench at running back. Backed up Trent Richardson and Eddie Lacy and finished with 385 yards on 56 carries, with four touchdowns. Averaged 6.9 yards per carry and converted 16 first downs rushing the football.

- Against Kent State (9/3), posted 69 yards on just four carries for a 17.3 yards per carry average. Scored his first touchdown of the season on a 49-yard burst off the right side of the line of scrimmage.
- Against Vanderbilt (10/8), recorded a career-high 13 carries against the Commodores. Totaled 58 yards with a long rush of 10 yards.
- At Mississippi (10/15), ran for a career-high 125 yards on just nine carries. Scored two touchdowns, including a long run to paydirt of 69 yards.
- At Auburn (11/26), ran the ball once for a 15-yard touchdown.

AS A FRESHMAN (2010), played in 11 games, earning time on special teams and at running back. Totaled two tackles and rushed the ball 14 times for 111 yards with a 36-yard touchdown.

- At Duke (9/18), earned his first playing time at running back and carried the ball six times for 48 yards with a long of 17.
- Against Georgia State (11/18), rushed the ball twice for 42 yards and recorded his first career touchdown with a 36-yard run.
- Graduated with a degree in human environmental science from Alabama in 2013. Received his master's degree in sport management from Alabama in 2015.

PERSONAL:

- Single and splits time between Nashville and Mobile, Ala. Has a son Jalston Fowler Jr.

- Was a four-star running back out of Vigor High School. Was listed as the No. 2 fullback nationally by Scout.com and SuperPrep All-American. Was rated as the No. 9 player in Alabama by SuperPrep, the No. 10 prospect on The Mobile Press-Register's Elite 18 and the No. 3 player in the Birmingham News Super Senior postseason rankings.

- As a senior in 2009, was an Alabama Sports Writers Association Class 5A All-State selection and named a Birmingham News Super Senior. Was also an outstanding linebacker.

- Rushed for 1,182 yards and 25 touchdowns in 2008 and also caught 27 passes for 391 yards and a score while leading his Vigor team to the 2008 5A Alabama State Championship.

- Follow Fowler on Instagram at @nudie45.

- List of favorites: (TV show) "SpongeBob SquarePants"; (movie) "Major Payne"; (actors) Damon Wayans and Denzel Washington; (childhood sports hero) Terrell Davis; (childhood sports teams) Atlanta Falcons and Atlanta Braves; (video game) "NBA 2K"; (guilty pleasure) red velvet cake; and (food) Soul food and fried chicken.

- Born Jalston Demontrez Fowler, Sr. on July 26, 1990 in Mobile, Ala.

JALSTON FOWLER'S COLLEGE STATISTICS

Year	Team	GP	GS	No	RUSHING					RECEIVING				
					Yds	Avg	Lg	TD		Att	Yds	Avg	Lg	TD
2010	Alabama	11	0	14	111	7.9	36	1		0	0	-	0	0
2011	Alabama	13	0	56	385	6.9	69	4		0	0	-	0	0
2012	Alabama	2	0	11	85	7.7	18	0		1	6	6.0	6	0
2013	Alabama	13	1	20	88	4.4	15	0		7	15	2.1	5	5
2014	Alabama	14	5	12	69	5.8	20	0		11	119	11.7	35	2
College Totals		53	6	113	738	6.5	69	5		19	150	7.9	35	7

Single-Game Highs

Rushing Attempts - 13 vs. Vanderbilt (10/8/11)

Rushing Yards - 125 at Ole Miss (10/15/11)

Long Rush - 69 at Ole Miss (10/15/11)

Rushing Touchdowns - 2 at Ole Miss (10/15/11)

Receptions - 2 (Twice, last vs. Ohio State 1/1/15)

Receiving Yards - 35 vs. Mississippi State (11/15/14)

Long Reception - 35 vs. Mississippi State (11/15/14)

Receiving Touchdowns - 1 (Seven times, last vs. Florida 9/20/14)

JALSTON FOWLER'S GAME-BY-GAME

2015 Tennessee Titans									RUSHING					RECEIVING														
Date	Opp	W/L	P/S	Att	Yds	Avg	Lg	TD	No	Yds	Avg	Lg	TD															
Sept 13	@ TB	W	p	0	0	-	0	0	0	0	-	0	0	Nov 15	Car	L	p	0	0	-	0	0	1	14	14.0	14	0	
Sept 20	@ Cle	L	p	1	3	3.0	3	0	1	19	19.0	19	0	Nov 19	@ Jax	L	p	0	0	-	0	0	1	2	2.0	2	0	
Sept 27	Ind	L	p	4	9	2.3	3	1	0	0	-	0	0	Nov 29	Oak	L	p	1	1	1.0	1	0	1	1	1.0	1t	1	
Oct 11	Buf	L	p	0	0	-	0	0	0	0	-	0	0	Dec 6	Jax	W	p	0	0	-	0	0	0	0	-	0	0	
Oct 18	Mia	L	p	0	0	-	0	0	0	0	-	0	0	Dec 13	@ NYJ	L	p	0	0	-	0	0	0	0	-	0	0	
Oct 25	Atl	L	p	0	0	-	0	0	0	0	-	0	0	Dec 20	@ NE	L	p	1	0	0.0	0	0	1	8	8.0	8	0	
Nov 1	@ Hou	L	p	0	0	-	0	0	0	0	-	0	0	Dec 27	Hou	L	p	0	0	-	0	0	0	0	-	0	0	
Nov 8	@ NO	W	p	0	0	-	0	0	0	0	-	0	0	Jan 3	@ Ind	L	p	0	0	-	0	0	0	0	-	0	0	
Totals														3-13	16/0	7	13	1.9	3	1	5	44	8.8	19	1			

JALSTON FOWLER'S NFL STATISTICS

REGULAR SEASON				RUSHING					RECEIVING				
Year	Team	GP	GS	No	Yds	Avg	Lg	TD	Att	Yds	Avg	Lg	TD
2015	Tennessee	16	0	7	13	1.9	3	1	5	44	8.8	19	1
NFL Totals		16	0	7	13	1.9	3	1	5	44	8.8	19	1


Single-Game Highs

Rushes - **4 vs. Indianapolis (9/27/15)**
 Rushing Yards - **9 vs. Indianapolis (9/27/15)**
 Long Rush - **3 (Twice, last vs. Indianapolis 9/27/15)**
 Rushing Touchdown - **1 vs. Indianapolis (9/27/15)**
 Receptions - **1 (Five times, last at New England 12/20/15)**
 Receiving Yards - **19 at Cleveland (9/20/15)**
 Long Reception - **19 at Cleveland (9/20/15)**
 Receiving Touchdown - **1 vs. Oakland (11/29/15)**

Additional Statistics

Fumble Recoveries - **1 (2015)**
 Forced Fumble - **1 (2015)**
 Special Teams Tackles - **5 (2015)**

69



ANDY GALLIK

CENTER • 6'2" • 306 lbs • COLLEGE: BOSTON COLLEGE
ACQUIRED: 6TH ROUND - 2015 • NFL EXPERIENCE: ROOKIE
HOMETOWN: EVERGREEN PARK, ILL.
GAMES PLAYED/GAMES STARTED: 12/8 (PLAYOFFS: 0/0)



PRO: The Titans added depth to their interior offensive line in the sixth round of the 2015 NFL Draft with the selection of Boston College center Andy Gallik (pronounced GAL-ick). At 6-foot-2, 306 pounds, he is regarded as a tough, physical center who blocks with power and plays to the whistle. He was a mainstay in the Boston College lineup for three years at center and was twice named All-Conference.

CAREER HIGHLIGHTS:

- Gallik started the final 38 games of his college career at center.
- In 2013, his blocking contributed to Boston College running back Andre Williams rushing for 2,177 rushing yards and winning the Doak Walker Award.
- Gallik helped Boston College to consecutive bowl appearances at the conclusion of his junior (AdvoCare V100 Bowl) and senior (New Era Pinstripe Bowl) seasons.

TITANS TIDBITS:

- His brother, Matt, is a professional volleyball player who currently plays for the Great Lakes Lightning.
- Gallik enjoys fishing and considers himself a movie buff. He is also an avid fan of the NHL's Chicago Blackhawks.
- His "bucket list" includes visiting the Egyptian pyramids and to "see his parents retire happy."

CAREER TRANSACTIONS:

- A native of Evergreen Park, Ill., Gallik was selected by the Titans in the sixth round (108th overall) of the 2015 NFL Draft.

SEASON RECAPS:

2015 (12/8): Appeared in 12 games with eight starts at center as a rookie. Did not play in four games. Made his first career NFL start at center against Atlanta (10/25/15). Played in his first career NFL game at Tampa Bay (9/13/15).

- At Tampa Bay (9/13), saw action as a reserve at center and guard in the fourth quarter of his Titans debut.
- At Cleveland (9/20), did not play.
- Against Indianapolis (9/27), saw action as a reserve at right guard in the third quarter.
- Against Buffalo (10/11), suited up but did not play.
- Against Miami (10/18), entered the game at center in the third quarter after Brian Schwenke exited the contest with an injury.
- Against Atlanta (10/25), made his first career NFL start at center. Left the game at the end of the second quarter with an injury.
- At Houston (11/1), did not play.
- At New Orleans (11/8), started at center and was a member of an offensive line that did not allow a sack on 39 pass attempts and allowed Marcus Mariota to throw for 371 yards and four touchdowns.
- Against Carolina (11/15), started at center.
- At Jacksonville (11/19), started at center.
- Against Oakland (11/29), started at center.
- Against Jacksonville (12/6), started at center and helped block for a Titans' offense that amassed 467 total yards.
- At N.Y. Jets (12/13), started at center.
- At New England (12/20), started at center.
- Against Houston (12/27), saw action for one snap at left guard when Byron Bell left the game with an injury.
- At Indianapolis (1/3), did not play.

COLLEGE:

- In four seasons at Boston College, Gallik played in 47 games and recorded 41 starts at center, including starts in every game over his final three campaigns. He was a two-time All-Atlantic Coast Conference honoree (2013, 2014) and a team captain.

AS A SENIOR (2014), started all 13 games at center for the second consecutive campaign. Named one of six Rimington Trophy finalists, awarded to the nation's top center. Earned All-Atlantic Coast Conference first-team honors from the Atlantic Coast Sports Media Association and second-team honors by the head coaches. Earned All-New England recognition by the area's writers and named to ESPN.com's All-ACC Team.

- Helped the Eagles produce the 14th-best rushing attack in the nation and the second-best rushing offense in the ACC, averaging 254.7 yards per game. Boston College became the second ACC school since 2000 to record back-to-back games of at least 400 rushing yards (USC and Maine). The Eagles rushed for 100 or more yards four times, 200 or more yards five times and 300 or more yards twice. The 2014 team set the school record for rushing yards in a season with 3,311. Paved the way for quarterback Tyler Murphy to break the ACC single-season record for rushing yards by a quarterback (1,184). The team averaged 5.2 yards per rush and a 129.3 passing efficiency for the season.

- Against Southern California (9/13), earned ACC Offensive Lineman of the Week honors after leading the Eagles to 452 rushing yards, five rushing touchdowns and 506 total yards in the 37-31 upset of the No. 9 Trojans. Graded out at 85 percent and had three knockdowns in the victory.

AS A JUNIOR (2013), started all 13 games at center. Earned All-Atlantic Coast Conference third-team honors from the Atlantic Coast Sports Media Association. Key component of an offensive line that helped produce a rushing attack that averaged 212.5 yards per game, a mark good for second in the Atlantic Coast Conference and 20th among all teams in college football. Centered an offensive line that yielded a Heisman Trophy finalist and the ACC's first Doak Walker Award recipient in running back Andre Williams, who became the 16th player in FBS history to rush for 2,000 yards in the regular season. The Eagles rushed for 100 or more yards in 11 games, 200-plus yards in six games, 300-plus yards in three games and 400-plus yards in one game (420 vs. NC State, 11/16).

- Against NC State (11/16), blocked for Andre Williams' 339 rushing yards to mark the most in ACC history.

AS A SOPHOMORE (2012), started all 12 games at center and helped the Eagles record 100 or more rushing yards in games against Maine (9/8), Army (10/6), Virginia Tech (11/17) and NC State (11/24).

- Against Miami (9/1), provided pass protection for the sixth-largest passing yardage output in team history in the season-opener.

AS A REDSHIRT FRESHMAN (2011), played in nine games and recorded starts versus Northwestern (9/3), Duke (9/17) and Massachusetts (9/24). Provided protection in BC's four most productive passing games - Northwestern (351 yards), Duke (247 yards), Massachusetts (196 yards) and Miami (196 yards).

- Redshirted in 2010.
- Graduated from Boston College in May 2014 with a degree in sociology.

PERSONAL:

- Single, splits time between Nashville and Chicago, Ill.

- Attended Brother Rice (Chicago, Ill) High School, where he earned All-State first-team honors from the Champaign News-Gazette as a senior center in 2009. Also captured All-Area and All-Catholic (Blue Division) honors. Was a three-year varsity starter on the offensive line. Served as team captain as a senior.
- Volunteered extensively with March of Dimes during his senior year at Boston College.
- List of favorites: (movie) "Shawshank Redemption"; (TV show) "House of Cards"; (actor) Jake Gyllenhaal; (music) hip hop and rap; (favorite athlete as a child) Michael Jordan; (video game) "NHL"; (food) chicken parmesan; (guilty pleasure) Fox's Pizza in Chicago; (sports teams as a child) Chicago Blackhawks, Chicago Bulls.
- Born Andrew A. Gallik in Evergreen Park, Ill., on Sept. 24, 1991.

ANDY GALLIK'S COLLEGE STATS

REGULAR SEASON

Year	Team	GP	GS
2011	Boston College	9	3
2012	Boston College	12	12
2013	Boston College	13	13
2014	Boston College	13	13
NFL Totals		47	41

Starts Breakdown:

2011 - C 3; 2012 - C 12; 2013 - C 13; 2014 - C 13

ANDY GALLIK'S NFL STATISTICS

REGULAR SEASON

Year	Team	GP	GS
2015	Tennessee	12	8
NFL Totals		12	8

Starts Breakdown:

2015 - C 8

Additional Statistics

Tackles - 1 (2015)

17



DORIAL GREEN-BECKHAM

WIDE RECEIVER • 6'5" • 237 lbs • COLLEGE: OKLAHOMA
 ACQUIRED: 2ND ROUND - 2015 • NFL EXP. (NFL/TITANS): ROOKIE
 HOMETOWN: SPRINGFIELD, MO.
 GAMES PLAYED/GAMES STARTED: 16/5 (PLAYOFFS: 0/0)



PRO: The Titans selected Dorial Green-Beckham in the second round (40th overall) of the 2015 NFL Draft. The 6-foot-5-inch, 237-pounder is an athletically gifted receiver with a huge frame. He has rare speed for his size and shows excellent concentration when the ball is in the air. His body control and athleticism shine when he's tracking the ball or making a play in the end zone. Green-Beckham spent his first two collegiate seasons at Missouri before transferring to Oklahoma and sitting out the 2014 campaign per NCAA transfer rules.

CAREER HIGHLIGHTS:

- Enjoyed a stellar sophomore campaign at Missouri, registering 12 receiving touchdowns, while notching 59 catches for 883 yards.

TITANS TIDBITS:

- Green-Beckham never knew his biological father and lived in several foster homes before John Beckham, his high school coach, and his wife Tracy officially adopted him on Dec. 30, 2009. The Beckhams first brought Green and his younger brother Darnell into their home in 2006.
- Green-Beckham's brother, Darnell, received treatment for acute lymphoblastic leukemia but is in remission. Darnell was a three-star receiver in high school and signed a letter of intent to play for Missouri, but decided to pursue a career in modeling instead.
- Green-Beckham's brother, Darnell, wore 10 and Dorial wore 5 in high school. When Darnell got cancer, Dorial chose 15 when he arrived at Missouri to show Darnell the two were together in everything.
- Green-Beckham was a two-time *USA Today* High School All-American (2010 and 2011) at Hillcrest High School in Springfield, Mo. He posted a national prep record of 6,353 receiving yards and 75 receiving touchdowns and was the first wide receiver to be named *USA Today* Offensive Player of the Year since Andre Hastings in 1989. Recruiting analyst Tom Lemming called Green-Beckham the best wide receiver prospect since Randy Moss.

CAREER TRANSACTIONS:

- The Springfield, Mo., native was selected by the Titans in the second round (40th overall) the 2015 NFL Draft.

SEASON RECAPS:

2015 (16/5): Appeared in 16 games with five starts at wide receiver as a rookie and ranked second on the team with 528 receiving yards and four receiving touchdowns. Ranked sixth in the NFL with a 17.2 yards per catch average. Finished fourth on the team with 32 receptions. Collected a special teams tackle on coverage units. Has two career 100-yard receiving game (vs. JAX, at NE). Led the team in receiving yards twice in 2015 (vs. JAX, at NE). Led the team in receptions once in 2015 (at NE). Tied for the team lead in special teams tackles once in 2015 (at CLE). Collected his first career NFL touchdown with a leaping 13-yard reception at Cleveland (9/21/15). Made his first career start at wide receiver against Atlanta (10/25/15). Played in his first career NFL game at Tampa Bay (9/13/15).

- At Tampa Bay (9/13), played as a reserve at wide receiver in his Titans debut.
- At Cleveland (9/20), saw action as a reserve at wide receiver and hauled in his first career touchdown reception. Collected a special teams tackle on coverage units. Cut the Browns lead to 21-14 with a leaping 13-yard touchdown reception on fourth-and-six with 6:42 left to play in the game.
- Against Indianapolis (9/27), played as a reserve at wide receiver and caught two passes for 22 yards with a touchdown. Gave the Titans a 24-14 advantage with a leaping three-yard touchdown grab with 9:36 left to play in the third stanza. Got open across the middle and hauled in a 19-yard pass

on the final touchdown drive in the fourth quarter.

- Against Buffalo (10/11), played as a reserve at wide receiver.
- Against Miami (10/18), saw action as a reserve at wide receiver and posted three receptions for 57 yards. Kickstarted the Titans' touchdown drive with a 32-yard reception late in the third quarter.
- Against Atlanta (10/25), made his first career start at wide receiver.
- At Houston (11/1), saw action as a reserve at wide receiver and caught one pass for 12 yards.
- At New Orleans (11/8), started at wide receiver and snared five receptions for 77 yards. Extended the Titans' game-winning touchdown drive with a nine-yard catch on third-and-two in overtime.
- Against Carolina (11/15), played as a reserve at wide receiver.
- At Jacksonville (11/19), saw action as a reserve at wide receiver and hauled in three receptions for 40 yards.
- Against Oakland (11/29), played as a reserve at wide receiver and made one reception for 22 yards. Cut the Raiders' lead to 17-14 with a two-point conversion grab in the back of the end zone with 6:22 left to play in the third quarter.
- Against Jacksonville (12/6), played as a reserve at wide receiver and led the team with a career-best 119 receiving yards on five receptions with a touchdown. Kept the Titans' first touchdown drive alive with a 26-yard grab on third-and-11 in the opening quarter. Extended the Titans' two-minute scoring drive with a 20-yard connection to Green-Beckham on third-and-10 late in the first half. Gave the Titans a 28-19 lead with a 47-yard catch-and-run touchdown on the first play of the fourth quarter.
- At N.Y. Jets (12/13), started at wide receiver and hauled in three receptions for 53 yards.
- At New England (12/20), played as a reserve at wide receiver and led the team with a career-high six receptions for a team-best 113 receiving yards. Kickstarted the Titans' first touchdown drive with a 30-yard catch in the third quarter.
- Against Houston (12/27), started at wide receiver.
- At Indianapolis (1/3), started at wide receiver and caught two passes for 21 yards with a touchdown. Hauled in a five-yard touchdown pass from Alex Tanney with 11:07 left to play in the fourth quarter.

COLLEGE:

- Spent his first two collegiate seasons at the University of Missouri and amassed 87 receptions for 1,278 yards with 17 touchdowns for the Tigers. Transferred to the University of Oklahoma for the 2014 collegiate season, but wasn't eligible to play because of NCAA transfer rules. Entered the 2014 NFL Draft as an underclassman.

AS A JUNIOR (2014), spent the 2014 collegiate season practicing with the University of Oklahoma football team, but wasn't eligible to play because of NCAA transfer rules.

AS A SOPHOMORE (2013), named second-team All-SEC by the *Associated Press*. Started all 14 games and notched 59 receptions for 883 yards with 12 touchdowns.

- At Indiana (9/21), posted a team-high 105 receiving yards on eight catches, one of which was a touchdown.
- Against Arkansas State (9/28), led the team with 95 receiving yards on four catches, two of which were for touchdowns.
- At Kentucky (11/9), set a Missouri single-game record for touchdown receptions in a game with four, while totaling seven catches for 100 yards on the day.
- Against Texas A&M (11/30), hauled in a team-high seven catches for 93 yards and a touchdown.

- Against Auburn (12/7), posted a season-high 144 receiving yards on six catches, including two touchdowns in the SEC Championship Game.
- Against Oklahoma State (1/3), led the team with four receptions for 53 yards in the Cotton Bowl victory.

AS A FRESHMAN (2012), named honorable mention freshman All-American honors by *College Football News* for a year which included 28 receptions for 395 yards and a team-best five receiving touchdowns. His production increased in the last half of the season, as he accumulated 21 of his 28 catches, 267 of his 395 yards and four of his five touchdowns in his final five games.

- At Central Florida (9/29), had just one catch, but it was a big one, as he hauled in a pass down the seam from James Franklin, broke a tackle, and went 80 yards for a touchdown to give Mizzou a 7-3 lead early in the second quarter.
- At Tennessee (11/10), had two catches for the Tigers in the 51-48, four overtime win over Tennessee, including a 25-yard touchdown strike on 4th-and-12 with 47 seconds left in regulation to tie the game and a 10-yard touchdown catch on third down in the third overtime.
- Against Syracuse (11/17), had a 70-yard catch-and-run touchdown in the home finale on the third snap of the game which quickly put Mizzou up, 7-0. Ended that game with two receptions for 79 yards.
- At Texas A&M (11/24), closed the season with a four-catch, 55-yard, one touchdown outing with his score coming on a beautiful leaping grab in the endzone for a 28-yard touchdown.
- Majored in general studies at Oklahoma.

PERSONAL:

- Single and splits time between Nashville and Springfield, Mo.
- Attended Hillcrest (Springfield, Mo.) High School and was ranked by Rivals as the No. 1 overall prospect in the nation at any position, as well as the nation's top wide receiver.
- ESPN ranked him as the No. 3 overall prospect in the country at any position, as well as the No. 1 receiver in the nation and the No. 1 player in the state of Missouri.
- Was named the National Player of the Year in 2011 by *Sports Illustrated*, *Parade Magazine*, and *USA Today* and was also a two-time first-team *USA Today* All-American selection.
- Amassed a national prep record of 6,353 receiving yards and 75 receiving

touchdowns. Closed his prep career with eye-popping numbers which included 119 receptions for 2,233 yards and 24 touchdowns as a senior. Named to every national All-American team, including the prestigious Parade All-American squad.

- Made 78 catches as a junior for 1,703 yards and 15 scores.
- His sophomore stats included 66 catches for 1,616 yards and 23 touchdowns, after he posted 37 catches for 801 yards and 13 touchdowns as a freshman.
- Was also a talented track & field athlete. Named the 2009-10 Gatorade Missouri Boys Track & Field Athlete of the Year. As a sophomore captured the Missouri Class 4 State Track titles in the 100 meters and triple jump, and also took second in the long jump.
- Ran a career-best time of 10.59 seconds in the 100-meter dash at the 2010 Class 4 Sectional 3. Also had personal-bests of 7.11 meters (23-2.25) in the long jump and 14.45 meters (47-3.75) in the triple jump.
- Has 10 brothers and four sisters. Two brothers serve in the United States Army.
- Follow Green-Beckham on Twitter at @realdgb.
- Follow Green-Beckham on Instagram at @dgb15.
- List of favorites: (TV show) "The Boondocks"; (movie) "Belly"; (actor) Denzel Washington; (childhood sports heroes) Michael Jordan and LeBron James; (childhood sports teams) Chicago Bulls; (video game) "Mortal Kombat"; (guilty pleasure) Reese's Peanut Butter Cups; and (food) steak.
- Born Dorial Isaiah Green on April 12, 1993 in St. Louis, Mo.

DORIAL GREEN-BECKHAM'S COLLEGE STATISTICS

Year	Team	RECEIVING							RUSHING				
		GP	GS	No	Yds	Avg	Lg	TD	Att	Yds	Avg	Lg	TD
2012	Missouri	11	1	28	395	14.1	80t	5	5	16	3.2	10	0
2013	Missouri	14	14	59	883	15.0	68t	12	1	3	3.0	3	0
2014	Oklahoma	0	0				Redshirted						
College Totals		25	15	87	1,278	14.7	80t	17	6	19	3.2	10	0

Single-Game Highs

Receptions - 8 at Indiana (9/21/13)
 Receiving Yards - 144 vs. Auburn (12/7/13)
 Long Reception - 80t at Central Florida (9/29/12)
 Receiving Touchdowns - 4 at Kentucky (11/9/13)

Rushing Attempts - 4 vs. Arizona State (9/15/12)
 Rushing Yards - 19 vs. Arizona State (9/15/12)
 Long Rush - 10 vs. Arizona State (9/15/12)

DORIAL GREEN-BECKHAM'S GAME-BY-GAME

2015 Tennessee Titans

2015 Tennessee Titans					RECEIVING				
Date		Opp.	W/L	P/S	No	Yds	Avg	Lg	TD
Sept 13	@	TB	W	p	0	0	-	0	0
Sept 20	@	Cle	L	p	1	13	13.0	13t	1
Sept 27		Ind	L	p	2	22	11.0	19	1
Oct 11		Buf	L	p	0	0	-	0	0
Oct 18		Mia	L	p	3	57	19.0	32	0
Oct 25		Atl	L	S	0	0	-	0	0
Nov 1	@	Hou	L	p	1	12	12.0	12	0
Nov 8	@	NO	W	S	5	77	15.4	20	0

Nov 15		Car	L	p	0	0	-	0	0
Nov 19	@	Jax	L	p	3	40	13.3	17	0
Nov 29		Oak	L	p	1	22	22.0	22	0
Dec 6		Jax	W	p	5	119	23.8	47t	1
Dec 13	@	NYJ	L	S	3	53	17.7	27	0
Dec 20	@	NE	L	p	6	113	18.8	30	0
Dec 27		Hou	L	S	0	0	-	0	0
Jan 3	@	Ind	L	S	2	21	10.5	16	1
Totals			3-13	16/5	32	549	17.2	47t	4

DORIAL GREEN-BECKHAM'S NFL STATISTICS

REGULAR SEASON

REGULAR SEASON				RECEIVING					RUSHING				
Year	Team	GP	GS	No	Yds	Avg	Lg	TD	Att	Yds	Avg	Lg	TD
2015	Tennessee	16	5	32	549	17.2	47t	4	0	0	0.0	-	0
NFL Totals		16	5	32	549	17.2	47t	4	0	0	0.0	-	0

Single-Game Highs

Receptions - **6 at New England (12/20/15)**
 Receiving Yards - **119 vs. Jacksonville (12/6/15)**
 Long Reception - **47t vs. Jacksonville (12/6/15)**
 Touchdowns - **1 (Four times, last at Indianapolis 1/3/15)**

Additional Statistics

Special Teams Tackles - **1 (2015)**
 Tackles - **1 (2015)**

33



MICHAEL GRIFFIN

SAFETY • 6'0" • 215 lbs • COLLEGE: TEXAS

ACQUIRED: 1ST ROUND - 2007 • NFL EXP. (NFL/TITANS): 9/9

HOMETOWN: AUSTIN, TEXAS

GAMES PLAYED/GAMES STARTED: 141/133 (PLAYOFFS: 2/2)



PRO BOWLS



2008



2010

PRO: Safety Michael Griffin, a two-time Pro Bowl selection, displays great range and playmaking ability in the secondary. Throughout his career, the Titans' 2007 first-round pick has shown an uncanny knack for being around the football and making big plays on defense and special teams. Griffin's 24 interceptions from 2007 through 2014 put him in a tie for ninth place in franchise history and fifth place among safeties, and his 811 tackles in the same period put him seventh overall and first among franchise safeties. He also has been highly durable, missing only two total games in his first eight seasons.

CAREER HIGHLIGHTS:

- Griffin's 126 games played from 2007–2014 ranked second in the NFL among safeties, trailing only Antrel Rolle (127).
- Ranks as the franchise's all-time leading tackler as a safety, surpassing Blaine Bishop's (788) career tackle mark on Dec. 7, 2015.
- In 2013, Griffin's consecutive games streak came to an end at 103 games due to a quad injury.
- In 2012, Griffin tied for the team lead with four interceptions and ranked second on the squad with 103 tackles.
- By tying Jason McCourty for the team lead in 2012 with four interceptions, Griffin recorded his fourth career season to lead the squad or tie for the team lead. He joined Darryl Lewis (five times) and Samari Rolle (four) as the only players in franchise history to accomplish the feat at least four times. Griffin moved into a tie with Gregg Bingham for 13th place in franchise history with his 21st career interception.
- In 2010, Griffin was named to his second Pro Bowl after leading the team with four interceptions and finishing second on the squad with a career-high 153 tackles.
- Griffin's streak of four consecutive games in 2010 with an interception tied for the second-longest streak in franchise history, trailing only Pete Jaquess' record of five games. The streak earned Griffin the October AFC Defensive Player of the Month Award.
- Griffin was named to his first Pro Bowl in 2008 after finishing tied for second in the NFL with a team-high seven interceptions.
- In 2007, Griffin began his rookie campaign as a cornerback before shifting back to his collegiate position of safety midway through the season. His three interceptions were the most by a Titans/Oilers rookie safety since Bubba McDowell recorded four in 1989.

TITANS TIDBITS:

- Griffin grew up playing football with his fraternal twin brother, Marcus, as a teammate. Both attended the University of Texas with Marcus redshirting his first season while Michael played immediately.
- Griffin returned to the University of Texas during the 2008 offseason to pursue his college degree in youth and community studies.
- Griffin is the product of two military parents. His father, Ronald, served more than 20 years with the U.S. Air Force, while his mother, Mae, was in the U.S. Navy for more than two decades. The couple met while serving in Korea and were later married and had twin sons, Michael and Marcus.

CAREER TRANSACTIONS:

- The Austin, Texas, native was selected by the Titans in the first round (19th overall) of the 2007 NFL Draft.

SEASON RECAPS:

2015 (15/14): Played in 15 games with 14 starts at safety and ranked third on the team with 101 tackles. Passed former Oilers cornerback Cris Dishman (140) for 18th place on the team's all-time games played list. Among defensive backs in franchise history, the only player with

more career games than Griffin is former cornerback Zeke Moore (145). Registered an interception, a sack, three tackles for loss, a quarterback pressure and three passes defended. Collected three special teams tackles. Was inactive for one contest. Became the fifth player in franchise history to reach 900 career tackles against Houston (12/28/15). Ranks tied for eighth in franchise history with 25 career interceptions. Led or tied for the team lead in tackles three times in 2015 (at HOU, vs. JAX, vs. HOU). Tied for the team lead in sacks once in 2015 (vs. CAR). Tied for the team lead in special teams tackles once in 2015 (at CLE). Tied for the team lead in passes defended twice in 2015 (vs. IND, at NE). Tied for the team lead in tackles for loss once in 2015 (vs. OAK). Collected his 25th career interception against Miami (10/18/15).

- At Tampa Bay (9/13), started at safety and collected five tackles.
- At Cleveland (9/20), started at safety and amassed five tackles. Collected a special teams tackle on coverage units.
- Against Indianapolis (9/27), started at safety and totaled six tackles and a pass defended. Broke up a deep pass intended for Colby Fleener in the first stanza.
- Against Buffalo (10/11), started at safety and posted eight tackles.
- Against Miami (10/18), started at safety and tallied four tackles and an interception. Collected his 25th career interception by intercepting a Ryan Tannehill pass intended for Jordan Cameron in the second quarter.
- Against Atlanta (10/25), was inactive.
- At Houston (11/1), saw action as a reserve at safety as the team opened the game in a unique nickel package. Tied for the team lead with nine tackles. Limited Jonathan Grimes for no gain on a short pass in the second quarter.
- At New Orleans (11/8), started at safety and totaled eight tackles. Notched a special teams tackle on coverage units. Halted a Saints' drive by combining with DaQuan Jones to stuff Mark Ingram for no gain on a third-and-one rush early in the third quarter.
- Against Carolina (11/15), started at safety and tallied six tackles, including a sack, a stop for loss and a quarterback pressure. Dropped Cam Newton for a seven-yard sack early in the third quarter.
- At Jacksonville (11/19), started at safety and collected five tackles.
- Against Oakland (11/29), started at safety and finished second on the team with eight tackles, including a stop for loss. Collected a tackle on special teams coverage units. Stuffed Latavious Murray for a one-yard loss on a rush up the middle in the second quarter.
- Against Jacksonville (12/6), started at safety and led the team with nine tackles.
- At N.Y. Jets (12/13), started at safety and amassed seven tackles, including a stop for loss. Stuffed Chris Ivory for a three-yard loss on a rush up the middle in the first stanza.
- At New England (12/20), started at safety and tallied six tackles and a pass defended. Broke up a deep pass intended for Rob Gronkowski in the fourth quarter.
- Against Houston (12/27), started at safety and led the team with 11 tackles. Tackled Alfred Blue for no gain on a rush off left tackle in the second stanza. Combined with Sammie Hill to stuff Chris Polk for a one-yard loss on a rush off right tackle in the final stanza.
- At Indianapolis (1/3), started at safety and recorded four tackles.

2014 (16/16): Started all 16 games at safety and finished second on the team with 115 tackles. Tied for second on the squad with two interceptions. Collected a career-high three sacks, a career-best seven tackles for loss, five passes defended and three quarterback pressures. Notched two special teams tackles. Posted one punt return for five yards. Led or tied for the team lead in tackles twice (vs. CLE, vs. NYG). Became the franchise's

all-time leading tackler as a safety against the N.Y. Giants (12/7/14). Moved past Marcus Robertson (700) for 10th place on the team's all-time tackles list against Dallas (9/14/14). Posted his 24th interception of his career against Cleveland (10/5/14), tying him with former Oilers cornerback Zeke Moore for ninth place on the franchise's career interceptions list.

- At Kansas City (9/7), collected four tackles and an interception. Sealed the victory by intercepting a deflected ball intended for Donnie Avery late in the fourth quarter. His 23rd career interception tied him with Willie Alexander and Samari Rolle for 10th place on the franchise career interceptions list.

- Against Dallas (9/14), notched eight tackles, including a stop for loss. Stopped Lance Dunbar for no gain on a rush off right guard in the fourth quarter. Stuffed Dunbar for a three-yard loss on a rush up the middle in the fourth quarter. Recorded his 701st career tackle, breaking a tie with Marcus Robertson for 10th place on the franchise's all-time tackles list.

- Against Cleveland (10/5), led the team with 15 tackles, including a sack, an interception, a tackle for loss and a quarterback pressure. Ended a Browns' drive by sacking Brian Hoyer for a seven-yard loss on third-and-four in the first quarter. Teamed with Ropati Pitoitua to stuff Ben Tate for no gain on a rush off left tackle late in the second quarter. Intercepted a deep pass intended for Andrew Hawkins on third-and-10 in the fourth quarter. It was the 24th interception of his career, tying former Oilers cornerback Zeke Moore for ninth place on the franchise's career interceptions list. Collected a solo special teams tackle.

- At Washington (10/19), collected nine tackles, including a sack and a stop for loss. Ended a Redskins' drive by sacking Colt McCoy for a seven-yard loss on third-and-nine in the fourth quarter.

- Against Houston (10/26), finished second on the team with 10 tackles, including a sack, two tackles for loss and two quarterback pressures. Came through on a blitz and sacked Ryan Fitzpatrick for a six-yard loss in the first quarter. Stuffed Arian Foster for no gain on a rush off right guard late in the second quarter.

- Against Pittsburgh (11/17), notched seven tackles, two passes defended and a stop for loss. Batted down a deep pass intended for Antonio Brown in the second quarter. Broke up a pass intended for Le'Veon Bell in the fourth quarter. Stuffed Bell for a one-yard loss on a rush up the middle late in the fourth quarter.

- At Philadelphia (11/23), amassed 12 tackles. Posted his first career punt return for five yards in the fourth quarter.

- Against N.Y. Giants (12/7), started at safety and tied for the team lead with 10 tackles. Became the franchise's all-time leading tackler as a safety.

2013 (14/14): Started 14 games at safety and ranked third on the team with 106 tackles. Registered an interception, a stop for loss, five passes defended, two forced fumbles and a fumble recovery. Posted three special teams tackles. Was inactive for one contest and suspended by the league for one game. Led the team in tackles once in 2013 (vs. SD). Tied for the team lead in special teams tackles once in 2013 (vs. SD). Played in his 100th career regular season game against N.Y. Jets (9/29/13). Was inactive for the first time in his career at St. Louis (11/3/13), ending his streak of 103 consecutive games played.

- Against San Diego (9/22), led the team with a season-high 12 tackles. Stuffed Ronnie Brown for no gain on a goal line rush up the middle in the third quarter.

- Against N.Y. Jets (9/29), started at safety in his 100th career regular season game and posted five tackles, including a stop for loss. Combined with Derrick Morgan to stonewall Alex Green for a two-yard loss on a fourth-and-one toss in the fourth quarter.

- Against Kansas City (10/6), forced a Jamaal Charles fumble that was recovered by Coty Sensabaugh in the second quarter.

- At Seattle (10/13), tallied nine tackles, a forced fumble and a fumble recovery. Forced a Chris Maragos fumble that Jason McCourty recovered and returned 77 yards for a touchdown on a botched field goal attempt on the final play of the second quarter. Recovered a Sidney Rice fumble that was forced by Moise Fokou at the Titans' 46-yard line in the third quarter.

- At Denver (12/8), totaled 11 tackles.

- Against Houston (12/29), totaled seven tackles and an interception. Sealed the Titans victory by intercepting a pass intended for Keshawn Martin late in the fourth quarter.

2012 (16/16): Started all 16 games at safety and tied for the team lead with four interceptions. Finished second on the team with 103 tackles. Also posted two tackles for loss, two forced fumbles and a sack. Led or tied for the team lead in tackles three times (at SD, vs. IND, vs. NYJ). Tied for the team lead in passes defended once (vs. NYJ). Registered a career-best 18

tackles at San Diego (9/16/12).

- At San Diego (9/16), led the team with a career-high 18 tackles, including a stop for loss and a forced fumble. Teamed with Scott Solomon to stop Jackie Battle for a two-yard loss on a rush in the fourth quarter.

- Against Indianapolis (10/28), tied for the team lead with 11 tackles, including an interception, a forced fumble and a blocked field goal. Forced a Dwayne Allen fumble that rolled out of bounds in the first quarter. Burst through the line and blocked an Adam Vinatieri field goal that was then returned 42 yards by Jordan Babineaux on the final play of the first half. Intercepted a deep pass intended for Reggie Wayne in the end zone at the start of the third quarter.

- At Jacksonville (11/25), collected seven tackles, including a sack. Halted a Jaguars' drive and knocked them out of field goal range by sacking Chad Henne for an eight-yard loss on third-and-six early in the fourth quarter.

- At Indianapolis (12/9), tallied six tackles, including a stop for loss and a pass defended. Stuffed Vick Ballard for a one-yard loss on a rush off left end in the first quarter.

- Against N.Y. Jets (12/17), tied for the team lead with eight tackles. Tied a career-best with two interceptions. Intercepted a Mark Sanchez deep pass intended for Braylon Edwards in the final stanza. Stepped in front of and picked off a Sanchez pass intended for Jeff Cumberland at the goal line late in the fourth quarter.

- Against Jacksonville (12/30), recorded three tackles and an interception. Picked off a deep pass intended for Justin Blackmon and returned it 33 yards.

2011 (16/16): Started all 16 games at safety and tied for the team lead with two interceptions. Ranked third on the squad with 96 tackles and added one quarterback pressure, two tackles for loss, six passes defended and one forced fumble. Led or tied for the team lead in tackles twice (vs. BAL, at HST). Tied for the team lead in passes defended once (vs. IND).

- At Jacksonville (9/11), posted six tackles and stuffed Mike Thomas for a one-yard loss on a third-and-two play in the fourth quarter.

- Against Baltimore (9/18), tied for the team lead with five tackles, including a stop for loss and a pass defended. Stuffed Ray Rice for a two-yard loss on a rush up the middle in the first quarter. Broke up a deep pass over the middle intended for Anquan Boldin in the fourth quarter.

- At Cleveland (10/2), collected six tackles. Ended a Browns' drive by stopping Armond Smith for no gain on a fourth-and-one flip play in the second quarter.

- Against Indianapolis (10/30), posted four tackles, an interception and two passes defended. Hauled in a tipped pass by Jason McCourty for an interception along the sideline in the second quarter. Ended a Colts' drive by knocking down a fourth-and-three pass intended for Dallas Clark late in the fourth quarter.

- At Buffalo (12/4), tallied five tackles and a forced fumble. Forced a C.J. Spiller fumble but the loose ball was recovered by Spiller in the end zone for a touchdown.

- Against New Orleans (12/11), recorded eight tackles, including a stop for loss. Shot through potential blockers and stuffed Pierre Thomas for a three-yard loss on a short pass in the left flat in the third quarter.

- Against Jacksonville (12/24), totaled four tackles and interception. Ended a Jaguars' scoring chance by intercepting a pass in the end zone that was tipped by Jason McCourty in the fourth quarter.

- At Houston (1/1), led the team with 11 tackles.

2010 (16/16): Named to the Pro Bowl and selected Associated Press second team All-Pro. Started all 16 games at safety and tied for sixth in the AFC with a team-high four interceptions. Finished second on the team with 153 tackles and 14 passes defended. Led or tied for the team lead in tackles six times (vs. OAK, at NYG, at SD, at MIA, vs. WAS, vs. HST). Led or tied for the team lead in passes defended four times (vs. PIT, vs. PHI, vs. JAX, vs. HST). Named AFC Defensive Player of the Month for October after leading the AFC and ranking second in the NFL with four interceptions.

- Against Oakland (9/12), led the team with 11 tackles. Recovered a fumble that was caused by a Jacob Ford strip-sack in the first quarter. Broke up a potential touchdown pass to Louis Murphy in the end zone late in the second quarter.

- At N.Y. Giants (9/26), led the team with 15 tackles and a forced fumble. Caught and downed a Brett Kern 37-yard punt at the Giants' one-yard line, which led to a Titans' safety in the third quarter. Halted a potential Giants' scoring drive by forcing an Ahmad Bradshaw fumble that was recovered by Alterraun Verner at the Titans' five-yard line in the third stanza. Collected a special teams tackle on coverage units.

- Against Denver (10/3), picked off a Kyle Orton pass that was tipped by Will Witherspoon in the fourth quarter.
- At Dallas (10/10), tied for second on the team with 10 tackles. Halted a potential Cowboys' scoring chance with an acrobatic interception of a pass intended for Martellus Bennett in the end zone late in the third quarter.
- At Jacksonville (10/18), picked off a David Garrard pass intended for Tiquan Underwood in the first quarter and returned it 13 yards to the Jaguars' 37-yard line.
- Against Philadelphia (10/24), tallied five tackles and three passes defended, including an interception in his fourth consecutive game. Intercepted a Kevin Kolb pass intended for Jeremy Maclin and returned it 28 yards to the Eagles' 45-yard line in the second quarter. Became the seventh player in franchise history with an interception in four consecutive games. He also moved into a tie for 19th on the franchise's all-time career interceptions list.
- At San Diego (10/31), led the team with 11 tackles and teamed with Stephen Tulloch to stuff Ryan Mathews for a one-yard loss in the third quarter.
- Against Washington (11/21), led the team with 11 tackles.
- Against Jacksonville (12/5), started at safety and tallied 14 tackles and a pass defended.
- Against Indianapolis (12/9), started at safety and notched 11 tackles, including a stop for loss. Teamed with Chris Hope to stonewall Donald Brown for a three-yard loss on a rush off right guard in the second quarter.
- Against Houston (12/19), tied for the team lead with nine tackles, including a forced fumble and two passes defended. Forced an Andre Johnson fumble that was recovered by Johnson along the sideline in the third quarter. Broke up a pass intended for Owen Daniels along the sideline in the fourth quarter. Batted down a pass intended for Jacoby Jones late in the final stanza.
- At Indianapolis (1/2), totaled nine tackles, a pass defended and a fumble recovery. Broke up a pass intended for Pierre Garcon in the fourth quarter. Recovered a Dominic Rhodes fumble that was forced by Sen'Derrick Marks and returned it 20 yards to the Colts' 37-yard line late in the fourth quarter.

2009 (16/15): Played in all 16 games with 15 starts at safety and finished third on the team with 108 tackles. Posted seven passes defended, a sack, an interception, two forced fumbles, two fumble recoveries and nine special teams tackles on coverage units. Led or tied for the team lead in tackles four times in 2009, including a career-best 12 stops at Jacksonville (10/4/09). Led or tied for the team lead in special teams tackles twice in 2009. Led or tied for the team lead in passes defended four times in 2009.

- At Pittsburgh (9/10), posted six solo tackles, a forced fumble and a pass defended. Led the team with three special teams tackles. With the game tied at 10-10, halted a potential Steelers' scoring opportunity by forcing a Hines Ward fumble that was recovered by Stephen Tulloch at the Titans four-yard line with less than a minute remaining in regulation.
- At Jacksonville (10/4), led the team with a career-high 12 tackles and a fumble recovery. Recovered a David Garrard fumbled snap at the Titans' 12-yard line in the third quarter.
- Against Jacksonville (11/1), collected three tackles and a forced fumble in the Titans' 30-13 victory. Blocked Josh Scobee's extra point attempt following the Jaguars' touchdown in the third quarter. Forced a Mercedes Lewis fumble that was recovered by the Jaguars in the third quarter.
- Against Miami (12/20), posted 11 tackles, an interception, a fumble recovery and two passes defended in the Titans' 27-24 overtime win. Ended a potential Dolphins' scoring drive by recovering a Ricky Williams' fumble that was caused by Tony Brown at the Titans' 20-yard line early in the second quarter. Helped set up the Titans' winning field goal by intercepting a pass intended for Davone Bess in overtime.

2008 (16/16, 1/1): Named to the 2008 Pro Bowl after starting all 16 games at free safety and finishing tied for second in the NFL with a team-high seven interceptions. Registered 81 tackles, two tackles for loss, a forced fumble and finished third on the team with 12 passes defended. Continued to excel on special teams finishing second on the squad with 17 special teams stops. Notched a career-high two interceptions against Houston (9/21/08) and against Pittsburgh (12/21/08). Posted 115 interception return yards against Pittsburgh (12/21/08) which ranks second in franchise history for a single-game total (Miller Farr, 128 yards, at N.Y. Jets, 10/15/67).

- Against Jacksonville (9/7), tied for the team lead with eight tackles in the Titans' 17-10 victory on opening day. Registered his first career sack when he dropped David Garrard for a four-yard loss in the third quarter.
- At Cincinnati (9/14), collected six tackles and an interception in the 24-7

road victory. Intercepted a Carson Palmer pass intended for Reggie Kelly and returned it 15 yards in the fourth quarter.

- Against Houston (9/21), registered three solo tackles, a career-high three passes defended, two interceptions and a tackle for loss in the Titans' 31-12 victory. Made an acrobatic interception of a pass intended for Joel Dreessen along the left sideline in the first quarter. Picked off a fourth-and-10 pass intended for Andre Johnson in the fourth quarter.
- At Baltimore (10/5), registered two tackles and an interception in the Titans' 13-10 comeback victory over the Ravens. Stepped in front of Demetrius Williams, picked off a Joe Flacco pass and returned it six yards to the Ravens' 32-yard line in the second quarter.
- Against Cleveland (12/7), notched five tackles, an interception and two passes defended in the Titans' division-clinching 28-9 victory. Knocked down a deep pass intended for Braylon Edwards in the second quarter. Intercepted a pass intended for Edwards and raced 36 yards to the Cleveland 22-yard line, setting up the Titans' third touchdown of the afternoon in the third quarter.
- Against Pittsburgh (12/21), registered five tackles, two interceptions, including one that was returned for a touchdown, and three passes defended in the Titans' 31-14 victory. Halted a Steelers' drive by knocking away a deep pass intended for Nate Washington on third-and-10 late in the first quarter. Intercepted a pass intended for Nate Washington on third-and-two late in the third quarter. Sealed the victory by intercepting Roethlisberger and returning the pick 83 yards for a touchdown with 16 seconds remaining in the game.

2007 (16/10, 1/1): Saw action in all 16 games, starting the final 10 contests at free safety. Registered 49 tackles, three interceptions, eight passes defended, a forced fumble and a tackle for loss. Led the team with 16 special teams tackles. Made his first career NFL start at safety against Oakland (10/28). Collected his first career interception by picking off Sage Rosenfels against Houston (12/2). Saw action in his first career NFL game against Jacksonville (9/9). Tied for the team lead in passes defended three times in 2007 (vs. CAR, at CIN, at IND). Led or tied for the team lead in special teams tackles three times in 2007 (at NO, at HST, vs. SD).

- At Houston (10/21), led the team with six special teams tackles in the Titans' thrilling 38-36 victory over the Texans. Downed a Craig Hentrich 47-yard punt at the Houston 2-yard line in the fourth quarter and returned two kickoffs for 55 yards.
- Against Oakland (10/28), made his first career NFL start at safety and registered five tackles in the Titans' 13-9 win.
- Against Houston (12/2), recorded four tackles and an interception in the Titans' 28-20 victory. Collected his first career NFL interception by picking off a Sage Rosenfels pass intended for Kevin Walter in the fourth quarter.
- In AFC Wild Card Game at San Diego (1/6), registered seven tackles, including a tackle for loss and a pass defended. Batted down a deep pass intended for Chris Chambers in the end zone on a third-and-11 play in the second quarter.

COLLEGE:

- The 19th overall selection in the 2007 NFL Draft developed into one of the top safeties in college football during his four years at Texas. He started 28 times in 50 career games at Texas and totaled 364 tackles, 15 tackles for loss, four sacks, eight interceptions, 23 passes defended, nine forced fumbles and seven fumble recoveries. As one of the country's top special teams players, he set a Big 12 Conference record and ranked second in NCAA Division I-A history with eight career blocked punts.
- Led Texas in special teams tackles in each of his first two seasons and led the defense in tackles in his junior (124 tackles) and senior seasons (126). He was only the eighth player in Longhorns history to lead the team in tackles more than once in his career. His 364 career tackles on defense ranked eighth on the school's all-time list.
- As a senior, started all 13 games at free safety. Named second-team All-American by Associated Press and Walter Camp Football Foundation, first-team All-Big 12 by Associated Press and league's coaches and was semifinalist for Lott Trophy. Led team with 126 tackles and added four interceptions, 10 passes defended, one sack, four tackles for loss, four forced fumbles, two fumble recoveries and two blocked punts. Set season high with 16 tackles and added two passes defended at Texas Tech (10/28).
- As a junior, played 13 games with 12 starts at strong safety. Named second-team All-Big 12 after leading team with 124 tackles and adding three interceptions, eight passes defended, four tackles for loss, three fumble recoveries, one forced fumble and school-record four blocked

punts. Matched school's highest single-game total since 1992 with career-high 23 tackles and blocked punt that was returned for touchdown at Texas A&M (11/25). Posted eight tackles and made crucial interception off Matt Leinart in Texas end zone to halt USC drive in 41-38 victory in Rose Bowl National Championship Game against USC (1/4).

- As a sophomore, played 12 games with one start and recorded 49 tackles, one sack, one interception, one forced fumble, one fumble recovery and two blocked punts. Also led team with 11 special teams tackles.
- As a freshman, played in 12 games with two starts and totaled 51 tackles, two sacks, three forced fumbles and one fumble recovery. Named team's Outstanding Defensive Newcomer. Also led squad with 21 special teams tackles.
- Majored in youth and community studies.

PERSONAL:

- Single, splits time between Nashville and Austin, Texas.
- Has a son, Michael Braylen Griffin, and a daughter, Mya Devin Griffin.
- Two-year starter at running back and senior starter at defensive back for Bowie (Austin, Texas) High School. As senior, named honorable mention All-State Class 5A on offense, District 25-5A Offensive MVP, Academic All-District and All-Central Texas as two-way performer. On offense, totaled 132 carries for 1,181 yards and 11 scores and added 46 tackles on defense.
- Also earned two letters in basketball and three in track & field, competing in 100m, 200m and mile relay.
- Participated in Pals program working with elementary school children while at Texas.
- Twice named to Athletics Director's Honor Roll at Texas.
- List of favorites: (TV show) "Martin"; (actor) Denzel Washington; (musician) Lil' Wayne; (school subject) math; (vacation getaway) Hawaii; (video game) NCAA Football; and (food) "anything cajun."
- Follow Griffin on Twitter and Instagram: @MikeGriff33
- Born Michael Devin Griffin on Jan. 4, 1985 in Austin, Texas.

MICHAEL GRIFFIN'S GAME-BY-GAME

2007 Tennessee Titans

Date	Opp	W/L	P/S	Tot Solo Asst	Sk - Yds	QBP	TFL	Int - Yds -TD	PD	FF	FR - Yds	SpT
Sept 9	@ Jax	W	p	0 0 0	0.0 0.0	0	0	0 0 0	0	0	0 0	0
Sept 16	Ind	L	p	0 0 0	0.0 0.0	0	0	0 0 0	0	0	0 0	1
Sept 24	@ No	W	p	0 0 0	0.0 0.0	0	0	0 0 0	0	0	0 0	1
Oct 7	Atl	W	p	1 0 1	0.0 0.0	0	0	0 0 0	0	0	0 0	1
Oct 14	@ TB	L	p	0 0 0	0.0 0.0	0	0	0 0 0	0	0	0 0	0
Oct 21	@ Hou	W	p	0 0 0	0.0 0.0	0	0	0 0 0	0	0	0 0	6
Oct 28	Oak	W	S	5 2 3	0.0 0.0	0	0	0 0 0	0	0	0 0	0
Nov 4	Car	W	S	2 1 1	0.0 0.0	0	0	0 0 0	2	0	0 0	1
Nov 11	Jax	L	S	4 3 1	0.0 0.0	0	0	0 0 0	0	0	0 0	1
Nov 19	@ Den	L	S	4 4 0	0.0 0.0	0	0	0 0 0	0	0	0 0	0
Nov 25	@ Cin	L	S	4 2 2	0.0 0.0	0	0	0 0 0	1	0	0 0	0
Dec 2	Hou	W	S	4 3 1	0.0 0.0	0	0	1 3 0	1	0	0 0	1
Dec 9	SD	L	S	8 6 2	0.0 0.0	0	0	1 0 1	0	0	0 0	1
Dec 16	@ KC	W	S	5 3 2	0.0 0.0	0	0	1 0 0	1	0	0 0	1
Dec 23	NYJ	W	S	7 6 1	0.0 0.0	0	1	0 0 0	0	0	0 0	1
Dec 30	@ Ind	W	S	5 4 1	0.0 0.0	0	0	0 0 2	1	0	0 0	1

Totals 10-6 16/10 49 34 15 0.0 0.0 0 1 3 3 0 8 1 0 0 16

Playoffs

Jan 6	@ SD	L	S	7 6 1	0.0 0.0	0	1	0 0 0	0	1	0 0	0
Totals		0-1	1/1	7 6 1	0.0 0.0	0	1	0 0 0	0	1	0 0	0

2008 Tennessee Titans

Date	Opp	W/L	P/S	Tot Solo Asst	Sk - Yds	QBP	TFL	Int - Yds -TD	PD	FF	FR - Yds	SpT
Sept 7	Jax	W	S	8 5 3	1.0 4.0	0	0	0 0 0	0	0	0 0	1
Sept 14	@ Cin	W	S	6 4 2	0.0 0.0	0	0	1 15 0	1	0	0 0	2
Sept 21	Hou	W	S	3 3 0	0.0 0.0	0	1	2 0 0	3	0	0 0	1
Sept 28	Min	W	S	3 1 2	0.0 0.0	0	0	0 0 0	1	0	0 0	1
Oct 5	@ Bal	W	S	2 1 1	0.0 0.0	0	0	1 6 0	1	0	0 0	0
Oct 19	@ KC	W	S	7 6 1	0.0 0.0	0	1	0 0 0	0	0	0 0	3
Oct 27	Ind	W	S	6 4 2	0.0 0.0	0	0	0 0 0	0	0	0 0	2
Nov 2	GB	W	S	7 6 1	0.0 0.0	0	0	0 0 0	0	0	0 0	0
Nov 9	@ Chi	W	S	7 3 4	0.0 0.0	0	0	0 0 0	0	0	0 0	2
Nov 16	@ Jax	W	S	7 3 4	0.0 0.0	0	0	0 0 0	0	0	0 0	0
Nov 23	NYJ	L	S	7 4 3	0.0 0.0	1	0	0 0 0	0	0	0 0	0
Nov 27	@ Det	W	S	1 0 1	0.0 0.0	1	0	0 0 0	0	1	0 0	2
Dec 7	Cle	W	S	5 3 2	0.0 0.0	0	0	1 36 0	2	0	0 0	1
Dec 14	@ Hou	L	S	7 5 2	0.0 0.0	0	0	0 0 0	0	0	0 0	1
Dec 21	Pit	W	S	5 1 4	0.0 0.0	0	0	2 115 1	3	0	0 0	1
Dec 28	@ Ind	L	S	0 0 0	0.0 0.0	0	0	0 0 0	0	0	0 0	0

Totals 13-3 16/16 81 49 32 1.0 4.0 2 2 7 172 1 12 1 0 0 17

Playoffs

Jan 10	Bal	L	S	4 4 4	0.0 0.0	NA	0	0 0 0	0	0	0 0	0
Totals		0-1	1/1	4 4 4	0.0 0.0	NA	0	0 0 0	0	0	0 0	0

2009 Tennessee Titans

Date	Opp	W/L	P/S	Tot Solo Asst	Sk - Yds	QBP	TFL	Int - Yds -TD	PD	FF	FR - Yds	SpT
Sept 10	@ Pit	L	S	6 6 0	0.0 0.0	0	0	0 0 0	0	1	0 0	3
Sept 20	Hou	L	S	6 2 4	0.0 0.0	1	0	0 0 0	0	0	0 0	0
Sept 27	@ NYJ	L	S	5 2 3	0.0 0.0	0	0	0 0 0	0	1	0 0	0
Oct 4	@ Jax	L	S	12 6 6	0.0 0.0	0	0	0 0 0	0	0	1 0	0
Oct 11	Ind	L	p	4 2 2	0.0 0.0	0	0	0 0 0	0	0	0 0	2
Oct 18	@ NE	L	S	5 4 1	0.0 0.0	0	0	0 0 0	0	0	0 0	0
Nov 1	Jax	W	S	3 2 1	0.0 0.0	0	0	0 0 0	0	0	1 0	1
Nov 8	@ SF	W	S	11 9 2	0.0 0.0	0	0	0 0 0	0	1	0 0	1
Nov 15	Buf	W	S	3 0 3	0.0 0.0	0	0	0 0 0	0	0	0 0	0
Nov 23	@ Hou	W	S	6 3 3	0.0 0.0	0	0	0 0 0	0	0	0 0	1
Nov 29	Ari	W	S	6 3 3	0.0 0.0	0	1	0 0 0	0	0	0 0	0
Dec 6	@ Ind	L	S	3 2 1	0.0 0.0	0	0	0 0 0	2	0	0 0	0
Dec 13	StL	W	S	7 4 3	0.0 0.0	0	1	0 0 0	0	0	0 0	1
Dec 20	Mia	W	S	11 5 6	0.0 0.0	0	0	1 3 0	2	0	1 0	0
Dec 25	SD	L	S	10 4 6	0.0 0.0	0	0	0 0 0	0	0	0 0	0
Jan 3	@ Sea	W	S	10 8 2	1.0 10.0	0	0	0 0 0	0	0	0 0	0

Totals 8-8 16/15 108 62 46 1.0 10.0 1 2 1 3 0 7 2 2 0 9

2010 Tennessee Titans

Date	Opp	W/L	P/S	Tot Solo Asst	Sk - Yds	QBP	TFL	Int - Yds -TD	PD	FF	FR - Yds	SpT
Sept 12	Oak	W	S	11 8 3	0.0 0.0	0	0	0 0 0	0	1	0 0	0
Sept 19	Pit	L	S	5 3 2	0.0 0.0	1	0	0 0 0	0	1	0 0	0
Sept 26	@ NYG	W	S	15 11 4	0.0 0.0	0	0	0 0 0	0	1	0 0	1
Oct 3	Den	L	S	9 6 3	0.0 0.0	0	0	1 9 0	1	0	0 0	1
Oct 10	@ Dal	W	S	10 5 5	0.0 0.0	0	0	1 0 0	1	0	0 0	0
Oct 18	@ Jax	W	S	6 3 3	0.0 0.0	0	0	1 13 0	1	0	0 0	0
Oct 24	Phi	W	S	5 4 1	0.0 0.0	0	0	1 28 0	3	0	0 0	0
Oct 31	@ SD	L	S	11 7 4	0.0 0.0	0	0	0 0 0	0	0	0 0	0
Nov 14	@ Mia	L	S	9 9 0	0.0 0.0	0	0	0 0 0	2	0	0 0	0
Nov 21	Was	L	S	11 7 4	0.0 0.0	0	0	0 0 0	0	0	0 0	0
Nov 28	@ Hou	L	S	10 7 3	0.0 0.0	1	0	0 0 0	0	0	0 0	0
Dec 5	Jax	L	S	14 6 8	0.0 0.0	0	0	0 0 0	1	0	0 0	0
Dec 9	Ind	L	S	11 4 7	0.0 0.0	0	1	0 0 0	0	0	0 0	0
Dec 19	Hou	W	S	9 7 2	0.0 0.0	0	0	0 0 0	2	1	0 0	0

Dec 26	@ KC	L	S	8	6	2	0.0	0.0	0	0	0	0	0	0	0	0	0	0
Jan 2	@ Ind	L	S	9	6	3	0.0	0.0	0	0	0	0	0	1	0	1	20	0
Totals		6-10	16/16	153	99	54	0.0	0.0	2	1	4	50	0	14	2	2	20	2

2011 Tennessee Titans

Date	Opp	W/L	P/S	Tot Solo Asst	Sk - Yds	QBP	TFL	Int - Yds -TD	PD	FF	FR - Yds	SpT
Sept 11	@ Jax	L	S	6 5 1	0.0 0.0	0	0	0 0 0	0	0	0 0	0
Sept 18	Bal	W	S	5 3 2	0.0 0.0	0	1	0 0 0	0	1	0 0	0
Sept 25	Den	W	S	5 4 1	0.0 0.0	1	0	0 0 0	0	0	0 0	0
Oct 2	@ Cle	W	S	6 3 3	0.0 0.0	0	0	0 0 0	0	0	0 0	0
Oct 9	@ Pit	L	S	5 3 2	0.0 0.0	0	0	0 0 0	0	0	0 0	0
Oct 23	Hou	L	S	11 10 1	0.0 0.0	0	0	0 0 0	0	0	0 0	0
Oct 30	Ind	W	S	4 3 1	0.0 0.0	0	0	1 0 0	2	0	0 0	0
Nov 6	Cin	L	S	8 6 2	0.0 0.0	0	0	0 0 0	0	0	0 0	0
Nov 13	@ Car	W	S	3 2 1	0.0 0.0	0	0	0 0 0	0	1	0 0	0
Nov 20	@ Atl	L	S	5 3 2	0.0 0.0	0	0	0 0 0	0	0	0 0	0
Nov 27	TB	W	S	8 4 4	0.0 0.0	0	0	0 0 0	0	1	0 0	0
Dec 4	@ Buf	W	S	5 4 1	0.0 0.0	0	0	0 0 0	0	1	0 0	0
Dec 11	NO	L	S	8 7 1	0.0 0.0	0	1	0 0 0	0	0	0 0	0
Dec 18	@ Ind	L	S	2 1 1	0.0 0.0	0	0	0 0 0	0	0	0 0	0
Dec 24	Jax	W	S	4 3 1	0.0 0.0	0	0	1 0 0	1	0	0 0	0
Jan 1	@ Hou	W	S	11 9 2	0.0 0.0	0	0	0 0 0	0	0	0 0	0

Totals 9-7 16/16 96 70 26 0.0 0.0 1 2 2 0 0 6 1 0 0 0

2012 Tennessee Titans

Date	Opp	W/L	P/S	Tot Solo Asst	Sk - Yds	QBP	TFL	Int - Yds -TD	PD	FF	FR - Yds	SpT
Sept 9	NE	L	S	4 2 2	0.0 0.0	0	0	0 0 0	0	0	0 0	0
Sept 16	@ SD	L	S	18 16 2	0.0 0.0	0	1	0 0 0	0	1	0 0	0
Sept 23	Det	W	S	9 6 3	0.0 0.0	0	0	0 0 0	0	0	0 0	0
Sept 30	@ Hou	L	S	3 2 1	0.0 0.0	0	0	0 0 0	0	0	0 0	0
Oct 7	@ Min	L	S	7 3 4	0.0 0.0	0	0	0 0 0	0	0	0 0	0
Oct 11	Pit	W	S	7 4 3	0.0 0.0	0	0	0 0 0	0	0	0 0	0
Oct 21	@ Buf	W	S	8 7 1	0.0 0.0	0	0	0 0 0	0	0	0 0	0
Oct 28	Ind	L	S	11 7 4	0.0 0.0	0	0	1 0 0	1	1	0 0	0
Nov 4	Chi	L	S	3 1 2	0.0 0.0	0	0	0 0 0	0	0	0 0	0
Nov 11	@ Mia	W	S	3 3 0	0.0 0.0	0	0	0 0 0	0	0	0 0	0
Nov 25	@ Jax	L	S	7 6 1	1.0 8.0	0	0	0 0 0	0	0	0 0	0
Dec 2	Hou	L	S	4 3 1	0.0 0.0	0	0	0 0 0	0	0	0 0	0
Dec 9	@ Ind	L	S	6 4 2	0.0 0.0	0	1	0 0 0	0	1	0 0	0
Dec 17	NYJ	W	S	8 5 3	0.0 0.0	0	0	2 26 0	2	0	0 0	0
Dec 23	@ GB	L	S	2 2 0	0.0 0.0	0	0	0 0 0	0	0	0 0	0
Dec 30	Jax	W	S	3 1 2	0.0 0.0	0	0	1 33 0	1	0	0 0	0

Totals 6-10 16/16 103 72 31 1.0 8.0 0 2 4 59 0 5 2 0 0 0

2013 Tennessee Titans

Sept 15	@ Hou	L	S	5	3	2	0.0	0.0	0	0	0	0	1	0	0	0	0
Sept 22	SD	W	S	12	8	4	0.0	0.0	0	0	0	0	0	0	0	0	1
Sept 29	NYJ	W	S	5	3	2	0.0	0.0	0	1	0	0	0	0	0	0	0
Oct 6	KC	L	S	7	6	1	0.0	0.0	0	0	0	0	1	1	0	0	1
Oct 13	@ Sea	L	S	9	6	3	0.0	0.0	0	0	0	0	0	1	1	0	0
Oct 20	SF	L	S	8	7	1	0.0	0.0	0	0	0	0	0	0	0	0	0
Nov 3	@ StL	W	IA														
Nov 10	Jax	L	S	7	5	2	0.0	0.0	0	0	0	0	0	0	0	0	0
Nov 14	Ind	L	S	8	7	1	0.0	0.0	0	0	0	0	0	0	0	0	0
Nov 24	@ Oak	W	S	8	7	1	0.0	0.0	0	0	0	0	0	0	0	0	0
Dec 1	@ Ind	L	SUS														
Dec 8	@ Den	L	S	11	6	5	0.0	0.0	0	0	0	0	0	0	0	0	0
Dec 15	Ari	L	S	8	6	2	0.0	0.0	0	0	0	0	1	0	0	0	1
Dec 22	@ Jax	W	S	8	4	4	0.0	0.0	0	0	0	0	1	0	0	0	0
Dec 29	Hou	W	S	7	1	6	0.0	0.0	0	0	1	0	0	1	0	0	0
Totals		7-9	14/14	106	71	35	0.0	0.0	0	1	1	0	0	5	2	1	3

MICHAEL GRIFFIN'S GAME-BY-GAME CONT.

2015 Tennessee Titans

Date	Opp	W/L	P/S	Tot	Solo	Asst	Sk	- Yds	QBP	TFL	Int	- Yds	-TD	PD	FF	FR	- Yds	SpT
Sept 13	@ TB	W	S	5	4	1	0.0	0.0	0	0	0	0	0	0	0	0	0	0
Sept 20	@ Cle	L	S	5	3	2	0.0	0.0	0	0	0	0	0	0	0	0	0	1
Sept 27	Ind	L	S	6	3	3	0.0	0.0	0	0	0	0	0	1	0	0	0	0
Oct 11	Buf	L	S	8	4	4	0.0	0.0	0	0	0	0	0	0	0	0	0	0
Oct 18	Mia	L	S	4	2	2	0.0	0.0	0	0	1	29	0	1	0	0	0	0
Oct 25	Atl	L	IA															
Nov 1	@ Hou	L	p	9	6	3	0.0	0.0	0	0	0	0	0	0	0	0	0	0
Nov 8	@ NO	W	S	8	6	2	0.0	0.0	0	0	0	0	0	0	0	0	0	1

Nov 15	Car	L	S	6	4	2	1.0	7.0	1	1	0	0	0	0	0	0	0	0
Nov 19	@ Jax	L	S	5	3	2	0.0	0.0	0	0	0	0	0	0	0	0	0	0
Nov 29	Oak	L	S	8	5	3	0.0	0.0	0	1	0	0	0	0	0	0	0	1
Dec 6	Jax	W	S	9	7	2	0.0	0.0	0	0	0	0	0	0	0	0	0	0
Dec 13	@ NYJ	L	S	7	4	3	0.0	0.0	0	1	0	0	0	0	0	0	0	0
Dec 20	@ NE	L	S	6	4	2	0.0	0.0	0	0	0	0	0	1	0	0	0	0
Dec 27	Hou	L	S	11	9	2	0.0	0.0	0	0	0	0	0	0	0	0	0	0
Jan 3	@ Ind	L	S	4	3	1	0.0	0.0	0	0	0	0	0	0	0	0	0	0
Totals				3-13	15/14	101	67	34	1.0	7.0	1	3	1	29	0	3	0	3

MICHAEL GRIFFIN'S NFL STATISTICS

REGULAR SEASON

Year	Team	GP	GS	TACKLES				Yds	QBP	TFL	INTERCEPTIONS					FUMBLES			
				Tot	Solo	Asst	Sk				No	Yds	Lg	TD	PD	FF	FR	Yds	SpT
2007	Tennessee	16	10	49	34	15	0.0	0.0	0	1	3	3	3	0	8	1	0	0	16
2008	Tennessee	16	16	81	49	32	1.0	4.0	2	2	7	172	83t	1	12	1	0	0	17
2009	Tennessee	16	15	108	62	46	1.0	10.0	1	2	1	3	3	0	7	2	2	0	9
2010	Tennessee	16	16	153	99	54	0.0	0.0	2	1	4	50	28	0	14	2	2	20	2
2011	Tennessee	16	16	96	70	26	0.0	0.0	1	2	2	0	0	0	6	1	0	0	0
2012	Tennessee	16	16	103	72	31	1.0	8.0	0	2	4	59	33	0	5	2	0	0	0
2013	Tennessee	14	14	106	71	35	0.0	0.0	0	1	1	0	0	0	5	2	1	0	3
2014	Tennessee	16	16	115	83	32	3.0	20.0	3	7	2	12	12	0	5	0	0	0	2
2015	Tennessee	15	14	101	67	34	1.0	7.0	1	3	1	29	29	0	3	0	0	0	3
NFL Totals		141	133	912	607	305	7.0	49.0	10	21	25	328	83t	1	65	11	5	20	52

REGULAR SEASON

Year	Team	No	Yds	Avg	Lg	TD	No	FC	Yds	Avg	Lg	TD
2007	Tennessee	18	422	23.4	48	0	0	0	0	0.0	0	0
2008	Tennessee	2	32	16.0	28	0	0	0	0	0.0	0	0
2009	Tennessee	6	143	23.8	31	0	0	0	0	0.0	0	0
2014	Tennessee	0	0	-	-	0	1	0	5	5.0	5	0
NFL Totals		26	597	23.0	48	0	1	0	5	5.0	5	0

PLAYOFFS

Year	Team	GP	GS	TACKLES				Yds	QBP	TFL	INTERCEPTIONS					FUMBLES			
				Tot	Solo	Asst	Sk				No	Yds	Lg	TD	PD	FF	FR	Yds	SpT
2007	Tennessee	1	1	7	6	1	0.0	0.0	0	0	0	0	0	0	1	0	0	0	0
2008	Tennessee	1	1	4	4	0	0.0	0.0	0	0	0	0	0	0	0	0	0	0	0
Playoff Totals		2	2	11	10	1	0.0	0.0	0	0	0	0	0	0	1	0	0	0	0

PLAYOFFS

Year	Team	No	Yds	Avg	Lg	TD	No	FC	Yds	Avg	Lg	TD
2007	Tennessee	0	0	0.0	0	0	0	0	0	0.0	0	0
2008	Tennessee	1	25	25.0	25	0	0	0	0	0.0	0	0
Playoff Totals		1	25	25.0	25	0	0	0	0	0.0	0	0

Single-Game Highs

Tackles - 18 at San Diego (9/16/12)
 Sacks - 1 (Six times, last vs. Houston 10/26/14)
 Interceptions - 2 (Three times, last vs. N.Y. Jets 12/17/12)
 Interception Long - 83t vs. Pittsburgh (12/21/08)
 Passes Defensed - 3 (Three times, last vs. Philadelphia 10/24/10)
 Forced Fumble - 1 (11 times, last at Seattle 10/13/13)
 Fumble Recovery - 1 (Five times, last at Seattle 10/13/13)
 Kickoff Returns - 5 vs. Indianapolis (9/16/07)
 Kickoff Return Yards - 126 vs. Indianapolis (9/16/07)
 Kickoff Return Long - 48 at New Orleans (9/24/07)
 Special Teams Tackles - 6 at Houston (10/21/07)

Playoff Single-Game Highs

Tackles - 7 at San Diego (1/6/08)
 Passes Defensed - 1 at San Diego (1/6/08)

Additional Statistics

Touchdowns - 1 (83-yard interception return vs. Pittsburgh 12/21/08)
 Blocked Field Goal - 1 vs. Indianapolis (10/28/12)
 Blocked PAT - 1 vs. Jacksonville (11/1/09)

94



SAMMIE HILL

NOSE TACKLE • 6'4" • 328 lbs • COLLEGE: STILLMAN
 ACQUIRED: UNRESTRICTED FREE AGENT (DET) - 2013
 NFL EXP. (NFL/TITANS): 7/3 • HOMETOWN: WEST BLOCTON, ALA.
 GAMES PLAYED/GAMES STARTED: 97/48 (PLAYOFFS: 1/0)



PRO: Sammie Hill was a priority free agent target during the 2013 offseason for a Titans defense that was looking to get bigger in the trenches and improve against the run. He delivered in his first two campaigns with the team, appearing in 28 games with 25 starts and transitioning seamlessly to nose tackle in 2014, when the scheme shifted to a 3-4 base alignment. The 6-foot-4-inch, 328-pounder is a good athlete with outstanding size and long arms that provides a large presence on the Titans' defensive front. The Stillman product is quick and agile, but also is stout at the point of attack. He arrived in Tennessee after playing the first four seasons of his career as a member of the Detroit Lions.

CAREER HIGHLIGHTS:

- In 2014, Hill set career highs with 15 starts, 47 tackles and three sacks.
- In his first season with the Titans in 2013, Hill saw action in 13 games with 10 starts at defensive tackle and tallied career-highs with 40 tackles and seven passes defended.
- In 2011, appeared in all 16 games for the first time in his career and registered 24 tackles, 1.5 sacks, a forced fumble and a fumble recovery.
- In 2010, saw action in 15 games and recorded a career-high 30 tackles, 2.5 sacks for 18 yards and a fumble recovery.
- In his first pro season in 2009, Hill played 13 games with 12 starts at defensive tackle. The fourth-round pick earned one of the team's starting defensive tackle positions to start his rookie campaign.

TITANS TIDBITS:

- At Stillman, Hill and two college teammates were heroic in their efforts to save a man from a burning house. The three Stillman players were driving by a house when they noticed a distressed woman who needed help. She told Hill and his teammates that her father was inside and they proceeded to rescue him from the burning building.
- In the offseason, Hill likes to go home to visit family and friends. By joining the Titans, he is now just a short three-hour ride from his hometown of West Blocton, Ala.
- Hill is a big collector of hats and shoes. His favorite hat is his St. Louis Cardinals hat, and his favorite shoe is the Nike Air Force One.

CAREER TRANSACTIONS:

- The West Blocton, Ala., native was originally selected by the Detroit Lions in the fourth round (115th overall) of the 2009 NFL Draft.
- Signed by the Titans as an unrestricted free agent on March 14, 2013.

SEASON RECAPS:

2015 (10/5 - Tennessee): Appeared in 10 games with five starts at nose tackle and registered 19 tackles, a quarterback pressure and a tackle for loss. Was inactive for six contests. Tied for the team lead in tackles once in 2015 (at JAX). Tied for the team lead in tackles for loss once in 2015 (vs. OAK).

- At Tampa Bay (9/13), was inactive.
- At Cleveland (9/20), was inactive.
- Against Indianapolis (9/27), was inactive.
- Against Buffalo (10/11), was inactive.
- Against Miami (10/18), was inactive.
- Against Atlanta (10/25), was inactive.
- At Houston (11/1), made his season debut as a reserve at nose tackle and registered three tackles. Stonewalled Chris Polk for no gain on a rush off left guard in the fourth quarter.
- At New Orleans (11/8), played as a reserve at nose tackle and totaled a tackle.
- Against Carolina (11/15), saw action as a reserve at nose tackle and

tallied a tackle. Combined with Jurrell Casey to stuff Jonathan Stewart for no gain on a goalline rush in the fourth quarter.

- At Jacksonville (11/19), started at nose tackle and tied for the team lead with a career-high-tying six tackles. Stuffed T.J. Yeldon for no gain on a rush off right end in the third stanza.
- Against Oakland (11/29), started at nose tackle and recorded four tackles, including a stop for loss. Stonewalled Latavius Murray for a two-yard loss on rush off right end in the second quarter.
- Against Jacksonville (12/6), started at nose tackle and posted two tackles.
- At N.Y. Jets (12/13), started at nose tackle and amassed a quarterback pressure.
- At New England (12/20), played as a reserve at nose tackle.
- Against Houston (12/27), started at nose tackle and notched two tackles. Combined with Michael Griffin to stuff Chris Polk for a one-yard loss on a rush off right tackle in the final stanza.
- At Indianapolis (1/3), saw action as a reserve at nose tackle.

2014 (15/15 - Tennessee): Started 15 games at nose tackle and tallied a career-high 47 tackles, a career-best three sacks, eight quarterback pressures, seven stops for loss and six passes defended. Blocked a potential game-winning field goal attempt against Jacksonville (10/12/14). Was inactive for one contest. Tied for the team lead in sacks twice in 2014 (at KC, at WAS). Tied for the team lead in passes defended four times in 2014 (at CIN, vs. CLE, at WAS, at JAX).

- At Kansas City (9/7), collected three tackles, including a sack. Dropped Alex Smith for an eight-yard sack late in the fourth quarter.
- At Cincinnati (9/21), tied a career-best with six tackles, a quarterback pressure and a pass defended. Batted down a pass at the line of scrimmage that was intended for A.J. Green in the third quarter.
- Against Cleveland (10/5), started at nose tackle and registered two tackles, two passes defended and a quarterback pressure. Ended a Browns' drive by batting down a pass intended for Jordan Cameron on fourth-and-three in the fourth quarter. Knocked down a pass intended for Andrew Hawkins in the fourth quarter.
- Against Jacksonville (10/12), totaled a tackle and a quarterback pressure. Sealed the Titans' victory by blocking Josh Scobee's 55-yard field goal attempt with 12 second left to play in the game.
- At Washington (10/19), collected three tackles, including a sack, two stops for loss, a pass defended and a quarterback pressure. Stuffed Alfred Morris for a three-yard loss on a rush off right tackle early in the first quarter. Broke up a pass intended for Logan Paulsen in the first quarter. Sacked Colt McCoy for a one-yard loss in the fourth quarter.
- At Houston (11/30), tied a career-high with six tackles, including a stop for loss. Stuffed Arian Foster for no gain on a rush off right end on the first play from scrimmage. Stuffed Foster for a four-yard loss on a rush off left end in the third quarter.
- At Jacksonville (12/18), started at nose tackle and registered five tackles, including a sack, a stop for loss and a pass defended. Batted down a pass intended for Marqise Lee in the first quarter. Stuffed Storm Johnson for no gain on a rush off right end in the second quarter. Halted a Jaguars' drive by sacking Blake Bortles on third-and-10 in the second stanza.

2013 (13/10 - Tennessee): Played in 13 games with 10 starts at defensive tackle in his first season with the Titans. Tallied career-highs with 40 tackles and seven passes defended. Also posted a quarterback pressure and a fumble recovery. Was inactive for three games because of injury. Registered a career-high six tackles at St. Louis (11/3/13) and at Oakland (11/24/13). Tied for the team lead in passes defended once in 2013 (vs.

JAX).

- At Pittsburgh (9/8), started at defensive tackle in his Titans debut and tallied two tackles, a quarterback pressure and a pass defended. Batted down a pass at the line of scrimmage that was intended for Antonio Brown in the second quarter.
- At Houston (9/15), played as a reserve at defensive tackle and compiled a tackle before leaving the game with an injury early in the second quarter.
- At St. Louis (11/3), started at defensive tackle and collected a career-best six tackles. Stuffed Zac Stacy for no gain on a rush off right guard in the first quarter.
- Against Jacksonville (11/10), started at defensive tackle and notched two tackles and a pass defended. Teamed with Derrick Morgan to stuff Maurice Jones-Drew for a two-yard loss on a carry off left tackle in the second quarter. Batted down a pass intended for Mike Brown late in the fourth quarter.
- At Oakland (11/24), started at defensive tackle and tied a career-high with six tackles and a pass defended. Forced the Raiders to settle for a field goal by batting down a third-and-three pass intended for Rod Streater late in the second quarter.
- At Indianapolis (12/1), started at defensive tackle and amassed four tackles and a pass defended. Batted down a pass at the line of scrimmage that was intended for LaVon Brazill in the final stanza.
- Against Arizona (12/15), started at defensive tackle and compiled four tackles and a pass defended. Stuffed Jake Ballard for no gain on a short pass on the first play from scrimmage. Halted Andre Ellington for no gain on a rush off right tackle in the opening quarter. Tipped a pass intended for Larry Fitzgerald in the second quarter. Combined with Jurrell Casey to stuff Rashad Mendenhall for no gain on a rush up the middle in the third quarter.
- Against Houston (12/29), started at defensive tackle and tallied three tackles, a fumble recovery and a pass defended. Pounced on Matt Schaub botched snap fumble early in the fourth quarter.

2012 (15/3 – Detroit): Played in 15 games with three starts and registered 15 tackles and three passes defended. Member of a deep defensive line and defensive tackle position. Earned three starts with injuries to Corey Williams and Nick Fairley. Was placed on injured reserve on Dec. 29, 2012.

- Against St. Louis (9/9), contributed two solo tackles in the Lions' 27-23 season home opener win. Part of a defensive line effort that tallied four sacks total in the game and held Rams running back Steven Jackson to only 53 yards rushing.
- At Tennessee (9/23), recorded his first career pass defended in the Lions' 44-41 (OT) loss.
- At Jacksonville (11/4), had two solo tackles in the Lions' 31-14 win in Week 9. The Lions defensive line limited the Jaguars to only 64 yards on the ground, Detroit's lowest total of the season.
- At Minnesota (11/11), had a season-high four tackles (one solo).
- Against Indianapolis (12/2), recorded his second career pass defended and had one solo tackle.

2011 (16/3, 1/0 – Detroit): Served as a significant contributor at defensive tackle on the team's stout defensive line rotation. Played in all 16 games with three starts and had 24 tackles, 1.5 sacks, a forced fumble and a fumble recovery.

- Against San Francisco (10/16), recorded a season-high four tackles (2 solo).
- Against Carolina (11/20), pressured quarterback Cam Newton in the first quarter to cause an inaccurate throw that resulted in an Eric Wright interception.
- At New Orleans (12/4), registered a half sack to go along with three tackles.
- Against Minnesota (12/11), posted two tackles and a fumble recovery.
- At Green Bay (1/1), started in season finale and tied a season-high four tackles and recorded his first full sack of the season for two yards.

2010 (15/0 – Detroit): Completed second season and was a significant contributor as a backup defensive tackle on the team's stout defensive line rotation. Played in 15 games and recorded a career-high 30 tackles (21 solo). Notched 2.5 sacks for 18 yards and a fumble recovery. Was inactive for one game.

- At Chicago (9/12), recorded first career sack for a loss of eight yards in season opener. Also added a tackle for loss, two quarterback hurries and a fumble recovery.
- Against Philadelphia (9/19), recorded a half sack for a loss of two yards

and a tackle. Was injured in the first quarter, but returned back to the lineup.

- At N.Y. Giants (10/17), posted a season-high three tackles (2 solo).
- At Tampa Bay (12/19), recorded a sack for a loss of eight yards, along with three solo tackles in the team's win.

2009 (13/12 – Detroit): Played in 13 games with 12 starts and recorded 26 tackles and two fumble recoveries during his rookie season. Was one of four rookie starters in season opener: quarterback Matthew Stafford, tight end Brandon Pettigrew and safety Louis Delmas. Was inactive for three games.

- At New Orleans (9/13), was one of four rookies to start in season opener and recorded two tackles (one solo).
- Against Washington (9/27), part of defensive line unit that held the Redskins to 65 rushing yards and zero rushing yards in the first half.
- At Minnesota (11/15), recorded two tackles for the third week in a row and notched his first career fumble recovery.
- Against Cleveland (11/22), set a career-high with five tackles (three solo).
- At San Francisco (12/27), made one solo tackle and recovered a fumble.

COLLEGE:

- Was a four-year starter at Stillman where he set the school record with 44.5 tackles for loss.
- During his freshman and sophomore seasons, he played defensive tackle and then moved to defensive end for his final two seasons at Stillman. Named first-team All-SIAC in 2007 and 2008.
- As a senior (2008), earned first-team All-SIAC honors. Played in 11 games and registered career highs with 59 tackles for loss, 15.5 sacks and 7.5 sacks. Also scored on a two-point pass play and knocked down seven passes and recorded three fumble recoveries.
- As a junior (2007), was moved to defensive end by new head coach Greg Thompson. Was a first-team All-SIAC selection after collecting 52 tackles, 4.5 sacks and 14 tackles for loss. Also caused four fumbles. Took an interception back 38 yards for a touchdown after dropping back into coverage as a giant middle linebacker.
- As a sophomore (2006), he played in 10 games and garnered 41 tackles, two sacks and nine tackles for loss.
- As a redshirt freshman (2005), made a splash with 39 tackles, 3.5 sacks and six tackles for loss in the nine games he played. Also caught a pass as a tight end for a 16-yard touchdown.
- Majored in health and secondary education at Stillman.

PERSONAL:

- Single and splits time between Nashville and West Blocton, Ala.
- Graduated from West Blocton (Ala.) High School where he was selected All-Conference and All-Area.
- Was a versatile player as a prepster, playing both offensive and defensive line along with tight end, linebacker and even place kicker.
- Was recruited by some schools to play basketball, and he was a catcher on the school's baseball team.
- List of favorites: (movie) All Denzel Washington movies; (TV show) reality shows; (music artist) Young Jeezy; (school subject) math; (video game) Madden and NBA2K; (food) chicken; (sports heroes) Reggie White and Shaquille O'Neal; and (sports team as a child) New York Yankees.
- Follow Hill on Twitter: @SamMoi91
- Born Sammie Lee Hill on Nov. 8, 1986 in West Blocton, Ala.

SAMMIE HILL'S GAME-BY-GAME

2009 Detroit Lions

Date	Opp	W/L	P/S	Tot	Solo	Asst	Sk	- Yds	QBP	TFL	Int - Yds	-TD	PD	FF	FR - Yds	SpT
Sept 13	@ NO	L	S	2	1	1	0.0	0.0	NA	NA	0	0	0	0	0	0
Sept 20	Min	L	S	0	0	0	0.0	0.0	NA	NA	0	0	0	0	0	0
Sept 27	Was	W	S	1	1	0	0.0	0.0	NA	NA	0	0	0	0	0	0
Oct 4	@ Chi	L	IA													
Oct 11	Pit	L	IA													
Oct 18	@ GB	L	IA													
Nov 1	StL	L	S	2	2	0	0.0	0.0	NA	NA	0	0	0	0	0	0
Nov 8	@ Sea	L	p	2	2	0	0.0	0.0	NA	NA	0	0	0	0	0	0
Nov 15	@ Min	L	S	2	1	1	0.0	0.0	NA	NA	0	0	0	0	1	0
Nov 22	Cle	W	S	5	3	2	0.0	0.0	NA	NA	0	0	0	0	0	0
Nov 26	GB	L	S	2	0	2	0.0	0.0	NA	NA	0	0	0	0	0	0
Dec 6	@ Cin	L	S	5	0	5	0.0	0.0	NA	NA	0	0	0	0	0	0
Dec 13	@ Bal	L	S	2	1	1	0.0	0.0	NA	NA	0	0	0	0	0	0
Dec 20	Ari	L	S	1	1	0	0.0	0.0	NA	NA	0	0	0	0	0	0
Dec 27	@ SF	L	S	1	1	0	0.0	0.0	NA	NA	0	0	0	0	1	0
Jan 3	Chi	L	S	1	1	0	0.0	0.0	NA	NA	0	0	0	0	0	0
Totals			2-14	13/12	26	14	12	0.0	0.0	NA	NA	0	0	0	0	2

2010 Detroit Lions

Date	Opp	W/L	P/S	Tot	Solo	Asst	Sk	- Yds	QBP	TFL	Int - Yds	-TD	PD	FF	FR - Yds	SpT
Sept 12	@ Chi	L	p	1	1	0	1.0	8.0	NA	NA	0	0	0	0	1	0
Sept 19	Phi	L	p	1	0	1	0.5	2.0	NA	NA	0	0	0	0	0	0
Sept 26	@ Min	L	p	1	1	0	0.0	0.0	NA	NA	0	0	0	0	0	0
Oct 3	@ GB	L	IA													
Oct 10	StL	W	p	2	1	1	0.0	0.0	NA	NA	0	0	0	0	0	0
Oct 17	@ NYG	L	p	3	2	1	0.0	0.0	NA	NA	0	0	0	0	0	0
Oct 31	Was	W	p	1	1	0	0.0	0.0	NA	NA	0	0	0	0	0	0
Nov 7	NYJ	L	p	1	1	0	0.0	0.0	NA	NA	0	0	0	0	0	0
Nov 14	@ Buf	L	p	3	1	2	0.0	0.0	NA	NA	0	0	0	0	0	0
Nov 21	@ Dal	L	p	2	2	0	0.0	0.0	NA	NA	0	0	0	0	0	0
Nov 25	NE	L	p	2	2	0	0.0	0.0	NA	NA	0	0	0	0	0	0
Dec 5	Chi	L	p	2	1	1	0.0	0.0	NA	NA	0	0	0	0	0	0
Dec 12	GB	W	p	4	2	2	0.0	0.0	NA	NA	0	0	0	0	0	0
Dec 19	@ TB	W	p	3	3	0	1.0	8.0	NA	NA	0	0	0	0	0	0
Dec 26	@ Mia	W	p	3	2	1	0.0	0.0	NA	NA	0	0	0	0	0	0
Jan 2	Min	W	p	1	1	0	0.0	0.0	NA	NA	0	0	0	0	0	0
Totals			6-10	15/0	30	21	9	2.5	18.0	NA	NA	0	0	0	1	0

2011 Detroit Lions

Date	Opp	W/L	P/S	Tot	Solo	Asst	Sk	- Yds	QBP	TFL	Int - Yds	-TD	PD	FF	FR - Yds	SpT
Sept 11	@ TB	W	p	0	0	0	0.0	0.0	NA	NA	0	0	0	0	0	0
Sept 18	KC	W	p	0	0	0	0.0	0.0	NA	NA	0	0	0	0	0	0
Sept 25	@ Min	W	p	2	1	1	0.0	0.0	NA	NA	0	0	0	0	0	0
Oct 2	@ Dal	W	p	0	0	0	0.0	0.0	NA	NA	0	0	0	0	0	0
Oct 9	Chi	W	p	0	0	0	0.0	0.0	NA	NA	0	0	0	0	0	0
Oct 16	SF	L	p	4	2	2	0.0	0.0	NA	NA	0	0	0	0	0	0
Oct 23	Atl	L	p	1	0	1	0.0	0.0	NA	NA	0	0	0	0	0	0
Oct 30	@ Den	W	p	2	2	0	0.0	0.0	NA	NA	0	0	0	0	0	0
Nov 13	@ Chi	L	p	2	2	0	0.0	0.0	NA	NA	0	0	0	0	1	0
Nov 20	Car	W	p	0	0	0	0.0	0.0	NA	NA	0	0	0	0	0	0
Nov 24	GB	L	p	3	1	2	0.0	0.0	NA	NA	0	0	0	0	0	0
Dec 4	@ NO	L	S	3	1	2	0.5	1.5	NA	NA	0	0	0	0	0	0
Dec 11	Min	W	S	2	2	0	0.0	0.0	NA	NA	0	0	0	0	1	0
Dec 18	@ Oak	W	p	0	0	0	0.0	0.0	NA	NA	0	0	0	0	0	0
Dec 24	SD	W	p	1	0	1	0.0	0.0	NA	NA	0	0	0	0	0	0
Jan 1	@ GB	L	S	4	2	2	1.0	2.0	NA	NA	0	0	0	1	0	0
Totals			10-6	16/3	24	13	11	1.5	3.5	NA	NA	0	0	0	1	1

2012 Detroit Lions

Date	Opp	W/L	P/S	Tot	Solo	Asst	Sk	- Yds	QBP	TFL	Int - Yds	-TD	PD	FF	FR - Yds	SpT
Sept 9	StL	W	p	2	2	0	0.0	0.0	NA	NA	0	0	0	0	0	0
Sept 16	@ SF	L	p	0	0	0	0.0	0.0	NA	NA	0	0	0	0	0	0
Sept 23	@ TEN	L	p	0	0	0	0.0	0.0	NA	NA	0	0	0	1	0	0
Sept 30	Min	L	S	1	0	1	0.0	0.0	NA	NA	0	0	0	0	0	0
Oct 14	@ Phi	W	p	0	0	0	0.0	0.0	NA	NA	0	0	0	0	0	0
Oct 22	@ Chi	L	p	0	0	0	0.0	0.0	NA	NA	0	0	0	0	0	0
Oct 28	Sea	W	p	0	0	0	0.0	0.0	NA	NA	0	0	0	0	0	0
Nov 4	@ Jax	W	p	2	2	0	0.0	0.0	NA	NA	0	0	0	0	0	0

Nov 11	@ Min	L	p	4	1	3	0.0	0.0	NA	NA	0	0	0	0	0	0
Nov 18	GB	L	p	1	1	0	0.0	0.0	NA	NA	0	0	0	0	0	0
Nov 22	Hou	L	p	1	0	1	0.0	0.0	NA	NA	0	0	0	0	0	0
Dec 2	Ind	L	p	1	1	0	0.0	0.0	NA	NA	0	0	0	1	0	0
Dec 9	@ GB	L	p	0	0	0	0.0	0.0	NA	NA	0	0	0	0	0	0
Dec 16	@ Ari	L	S	1	1	0	0.0	0.0	NA	NA	0	0	0	1	0	0
Dec 22	Atl	L	S	2	1	1	0.0	0.0	NA	NA	0	0	0	0	0	0
Dec 30	Chi	L														
Placed on injured reserve on Dec. 29, 2012																
Totals			4-12	15/3	15	9	6	0.0	0.0	NA	NA	0	0	0	3	0

2013 Tennessee Titans

Date	Opp	W/L	P/S	Tot	Solo	Asst	Sk	- Yds	QBP	TFL	Int - Yds	-TD	PD	FF	FR - Yds	SpT
Sept 8	@ Pit	W	S	2	1	1	0.0	0.0	1	0	0	0	0	1	0	0
Sept 15	@ Hou	L	p	1	1	0	0.0	0.0	0	0	0	0	0	0	0	0
Sept 22	SD	W	IA													
Sept 29	NYJ	W	IA													
Oct 6	KC	L	IA													
Oct 13	@ Sea	L	p	0	0	0	0.0	0.0	0	0	0	0	0	0	0	0
Oct 20	SF	L	p	4	1	3	0.0	0.0	0	0	0	0	0	0	0	0
Nov 3	@ StL	W	S	6	4	2	0.0	0.0	0	0	0	0	0	0	0	0
Nov 10	Jax	L	S	2	2	0	0.0	0.0	0	0	0	0	0	1	0	0
Nov 14	Ind	L	S	2	1	1	0.0	0.0	0	0	0	0	0	1	0	0
Nov 24	@ Oak	W	S	6	5	1	0.0	0.0	0	0	0	0	0	1	0	0
Dec 1	@ Ind	L	S	4	3	1	0.0	0.0	0	0	0	0	0	1	0	0
Dec 8	@ Den	L	S	4	2	2	0.0	0.0	0	0	0	0	0	0	0	0
Dec 15	Ari	L	S	4	3	1	0.0	0.0	0	0	0	0	0	1	0	0
Dec 22	@ Jax	W	S	2	1	1	0.0	0.0	0	0	0	0	0	0	0	0
Dec 29	Hou	W	S	3	2	1	0.0	0.0	0	0	0	0	0	1	0	0
Totals			7-9	13/10	40	26	14	0.0	0.0	1	0	0	0	7	0	1

2014 Tennessee Titans

Date	Opp	W/L	P/S	Tot	Solo	Asst	Sk	- Yds	QBP	TFL	Int - Yds	-TD	PD	FF	FR - Yds	SpT
Sept 7	@ KC	W	S	3	2	1	1.0	8.0	0	0	0	0	0	0	0	0
Sept 14	Dal	L	S	1	1	0	0.0	0.0	0	0	0	0	0	0	0	0
Sept 21	@ Cin	L	S	6	3	3	0.0	0.0	1	0	0	0	0	1	0	0
Sept 28	@ Ind	L	S	3	3	0	0.0	0.0	1	1	0	0	0	1	0	0
Oct 5	Cle	L	S	2	2	0	0.0	0.0	1	0	0	0	0	2	0	0
Oct 12	Jax	W	S	1	0	1	0.0	0.0	1	0	0	0	0	0	0	0
Oct 19	@ Was	L	S	3	2	1	1.0	1.0	1	2	0	0	1	0	0	0
Oct 26	Hou	L	S	4	3	1	0.0	0.0	1	0	0	0	0	0	0	0
Nov 9	@ Bal	L	IA													
Nov 17	Pit	L	S	1	0	1	0.0	0.0	0	0	0	0	0	0	0	0
Nov 23	@ Phi	L	S	3	2	1	0.0	0.0	1	0	0	0	0	0	0	0
Nov 30	@ Hou	L	S	6	4	2	0.0	0.0	0	1	0	0	0	0	0	0
Dec 7	NYG	L	S	2	1	1	0.0	0.0	0	0	0	0	0	0	0	0
Dec 14	NYJ	L	S	2	1	1	0.0	0.0	1	1	0	0	0	0	0	0
Dec 18	@ Jax	L	S	5	2	3	1.0	0.0	0	1	0	0	0	1	0	0
Dec 28	Ind	L	S	5	4	1	0.0	0.0	0	1	0	0	0	0	0	0
Totals		2-14	15/15	47	30	17	3.0	9.0	8	7	0	0	6	0	0	0

SAMMIE HILL'S NFL STATISTICS

REGULAR SEASON

				TACKLES							INTERCEPTIONS					FUMBLES			
Year	Team	GP	GS	Tot	Solo	Asst	Sk	Yds	QBP	TFL	No	Yds	Lg	TD	PD	FF	FR	Yds	SpT
2009	Detroit	13	12	26	14	12	0.0	0.0	NA	NA	0	0	0	0	0	0	2	0	0
2010	Detroit	15	0	30	21	9	2.5	18.0	NA	NA	0	0	0	0	0	0	1	0	0
2011	Detroit	16	3	24	13	11	1.5	3.5	NA	NA	0	0	0	0	0	1	1	0	0
2012	Detroit	15	3	15	9	6	0.0	0.0	NA	NA	0	0	0	0	3	0	0	0	0
2013	Tennessee	13	10	40	26	14	0.0	0.0	1	0	0	0	0	0	7	0	1	0	0
2014	Tennessee	15	15	47	30	17	3.0	9.0	8	7	0	0	0	0	6	0	0	0	0
2015	Tennessee	10	5	19	7	12	0.0	0.0	1	1	0	0	0	0	0	0	0	0	0
NFL Totals		97	48	201	120	81	7.0	30.5	10	8	0	0	0	0	16	1	5	0	0

POSTSEASON

				TACKLES							INTERCEPTIONS					FUMBLES			
Year	Team	GP	GS	Tot	Solo	Asst	Sk	Yds	QBP	TFL	No	Yds	Lg	TD	PD	FF	FR	Yds	SpT
2011	Detroit	1	0	1	1	0	0.0	0.0	NA	NA	0	0	0	0	0	0	0	0	0
NFL Totals		1	0	1	1	0	0.0	0.0	NA	NA	0	0	0	0	0	0	0	0	0

Single-Game Highs

Tackles - **6** (Five times, last at Jacksonville 11/19/15)

Sacks - 1 (Six times, last at Jacksonville 12/18/14)

Fumble Recoveries - 1 (Five times, last vs. Houston 12/29/13)

Forced Fumble - 1 at Green Bay (1/1/12)

Passes Defensed - 2 vs. Cleveland (10/5/14)

Playoff Single-Game Highs

Tackles - 1 at New Orleans (1/7/12)

Additional Statistics

Blocked Field Goal - 1 vs. Jacksonville (10/12/14)

28



MARQUESTON HUFF

DEFENSIVE BACK • 5'11" • 196 lbs • COLLEGE: WYOMING
 ACQUIRED: 4TH ROUND - 2014 • NFL EXP. (NFL/TITANS): 2/2
 HOMETOWN: TEXARKANA, TEXAS
 GAMES PLAYED/GAMES STARTED: 30/1 (PLAYOFFS: 0/0)



PRO: The Titans used their second of two fourth-round picks in the 2014 NFL Draft on the versatile Marqueston Huff (pronounced mar-QUEST-un). As a rookie in 2014, the 5-foot-11-inch, 196-pounder made an immediate impact on special teams coverage units, finishing second on the team with 11 special teams tackles. He also saw time in the secondary as a rookie and posted an interception return for a touchdown on defense. Huff played cornerback for Wyoming for his first three seasons before moving to free safety for his senior campaign. At the 2014 NFL Scouting Combine, he ran a 4.49-second 40-yard dash.

CAREER HIGHLIGHTS:

- In 2014, Huff saw action in 14 games during his rookie campaign and finished second on the team with 11 special teams tackles.
- As a senior at Wyoming, Huff's first season at safety, he was named second-team All-Conference after leading Mountain West defensive backs with 127 tackles.
- As a sophomore cornerback, Huff set career highs with three interceptions and three forced fumbles. He scored two touchdowns on fumble returns.

TITANS TIDBITS:

- Despite his many accomplishments in college, Huff says a special teams play stands out above all else as the most memorable. In his first college game, he helped preserve a Wyoming victory over Southern Utah by downing a punt on the two-yard line with a minute remaining in the fourth quarter.
- Marqueston is the son of Connie Williams and Richard Gray. His wife, Sherell, is in the Air Force Reserves.
- He overcame difficult circumstances as a child, thanks in large part to his aunt and uncle, Rhonda and Richard Carson, who took their nephew in when he was in the second grade.
- Huff is good friends with Dolphins running back LaMichael James, who grew up in the same neighborhood in Texarkana.

CAREER TRANSACTIONS:

- The Texarkana, Texas, native was selected by the Titans in the fourth round (122nd overall) of the 2014 NFL Draft.

SEASON RECAPS:

2015 (16/0): Appeared in all 16 games and led the team with 15 special teams tackles. Registered six tackles and a pass defended on defense. Led or tied for the team lead in special teams tackles six times in 2015 (at TB, at CLE, at HOU, vs. CAR, vs. OAK, at NYJ). Tied for the team lead in passes defended once in 2015 (at NYJ).

- At Tampa Bay (9/13), played as a reserve at safety and on special teams. Led the team with three special teams tackles on coverage units.
- At Cleveland (9/20), saw action as a reserve on special teams and collected a special teams tackle on coverage units.
- Against Indianapolis (9/27), played as a reserve at cornerback and on special teams.
- Against Buffalo (10/11), saw action as a reserve on special teams.
- Against Miami (10/18), played as a reserve on special teams.
- Against Atlanta (10/25), saw action as a reserve on special teams and at defensive back and amassed a pass defended. Deflected a Matt Ryan fourth-and-goal pass that was then intercepted by Avery Williamson in the end zone late in the fourth quarter.
- At Houston (11/1), led the team with three special teams tackles on coverage units.
- At New Orleans (11/8), saw action as a reserve on special teams and totaled a solo tackle on coverage units.

- Against Carolina (11/15), played as a reserve on special teams and collected a tackle on coverage units.
- At Jacksonville (11/19), saw action as a reserve on special teams.
- Against Oakland (11/29), played as a reserve on special teams and tied for the team lead with three special teams stops.
- Against Jacksonville (12/6), saw action as a reserve on special teams and collected a tackle on coverage units.
- At N.Y. Jets (12/13), played as a reserve on special teams and at safety. Led the team with two special teams tackles. Collected a stop and a pass defended as a safety on defense. Ended a Jets' drive by breaking up a third-and-five pass intended for Jeff Cumberland in the fourth quarter.
- At New England (12/20), saw action as a reserve at safety and tallied three tackles.
- Against Houston (12/27), played as a reserve on special teams.
- At Indianapolis (1/3), saw action as a reserve at safety and recorded a solo stop.

2014 (14/1): Played in 14 games with one start at safety during his rookie campaign and finished second on the team with 11 special teams tackles. Registered 14 tackles, a sack, an interception return for a touchdown, a quarterback pressure and a stop for loss on defense. Was inactive for two games. Led or tied for the team lead in special teams tackles three times in 2014 (at IND, vs. HOU, vs. PIT). Made his NFL debut at Kansas City (9/7/14). Made his first career start at safety against Houston (10/26/14). Collected his first career interception by intercepting an Eli Manning pass and returning the pick 23 yards for a touchdown against N.Y. Giants (12/7/14).

- At Kansas City (9/7), made his NFL debut as a reserve on special teams coverage units.
- At Indianapolis (9/28), led the team with a career-high four special teams tackles. Stuffed Griff Whalen for no gain on a punt return in the third quarter.
- Against Jacksonville (10/12), saw significant action as the nickel back and totaled four tackles, including his first career sack, a stop for loss and a quarterback pressure. Ended a Jaguars' drive by sacking Blake Bortles for a 12-yard sack on third-and-eight early in the fourth quarter.
- Against Houston (10/26), made his first career start at safety and posted two tackles, including a stop for loss and a pass defended. Tied for the team lead with a special teams tackle. Batted down a pass intended for Damaris Johnson in the first quarter. Stuffed Arian Foster for a one-yard loss on a rush off left end in the first stanza.
- Against N.Y. Giants (12/7), played as a reserve at defensive back and totaled two tackles and an interception which he returned for a touchdown. Collected his first career interception by intercepting an Eli Manning pass intended for Larry Donnell and returning the pick 23 yards for a touchdown.

COLLEGE:

- In a four-year career at Wyoming, Huff started 35 of 49 career games, playing his first three seasons at cornerback and his final season at free safety. He ended his Wyoming career with six interceptions, tying him for 11th in school history. His career totals also included 249 total tackles, seven tackles for loss, three forced fumbles, six fumble recoveries and 16 passes defended.
- As a senior (2013), he transitioned to free safety and earned second-team All-Mountain West Conference honors in voting by conference head coaches and media. He was voted one of four team captains. He led all Mountain West defensive backs with 127 total tackles and also registered three tackles for loss, one forced fumble, two fumble recoveries, two interceptions, six passes defended and a blocked field goal. His tackle

tally also ranked third in the Mountain West and ninth in the nation (10.6 per game).

- As a junior (2012), he finished fifth on the team with 57 tackles and was second on the team with seven pass breakups. Added 1.5 tackles for loss, a blocked extra point, and played a part in three turnovers—one fumble recovery and two forced fumbles. Named the team's Defensive Back of the Year and also received the Hammer Award for the most number of big hits throughout the season.
- As a sophomore (2011), he played in 13 games in his first year as a full-time starter at cornerback and led the team with six total takeaways. Posted 47 tackles, 2.5 tackles for loss, three fumble recoveries, three interceptions and two passes defended. He was responsible for both of Wyoming's two defensive scores on fumble returns of eight and 48 yards.
- As a freshman (2010), appeared in all 12 games and finished with 18 tackles, one interception and one pass breakup. Played as a nickel back and on special teams. Totaled 18 tackles and an interception.
- Majored in communications at Wyoming.

PERSONAL:

- Married to Sherell, the couple splits time between Nashville and Texarkana, Texas. Has two daughters, Samari and Laila.
- Attended Liberty-Eylau (Texarkana, Texas) High School, where he was a two-time team captain and was named All-Northeast Texas and All-District as a senior.

- As a senior, intercepted three passes, was credited with 85 tackles, forced three fumbles, recovered one fumble and blocked one punt.
- As a junior, received All-District honors in football after he intercepted two passes, made 53 tackles, forced one fumble and blocked two field goals.
- Also named All-State in track and field as a sprinter and high jumper as a junior.
- During his time in Laramie, Wyo., he worked extensively with children at Cathedral Home for Children.
- List of favorites: (movie) "The Lion King"; (TV show) "Love and Hip Hop"; (actor) Jamie Foxx; (music artists) Lil Boosie and Yo Gotti; (video game) NBA 2K; (school subject) Math and P.E.; (car) 1996 Chevy Impala; and (food) soul food and southern cooking.
- Born Marqueston Devonte Huff on April 6, 1992 in Salinas, Calif.

MARQUESTON HUFF'S GAME-BY-GAME

2014 Tennessee Titans

Date	Opp	W/L	P/S	Tot	Solo	Asst	Sk	- Yds	QBP	TFL	Int	- Yds	-TD	PD	FF	FR	- Yds	SpT
Sept 7	@ KC	W	p	0	0	0	0.0	0.0	0	0	0	0	0	0	0	0	0	0
Sept 14	Dal	L	p	0	0	0	0.0	0.0	0	0	0	0	0	0	0	0	0	0
Sept 21	@ Cin	L	p	0	0	0	0.0	0.0	0	0	0	0	0	0	0	0	0	0
Sept 28	@ Ind	L	p	0	0	0	0.0	0.0	0	0	0	0	0	0	0	0	0	4
Oct 5	Cle	L	p	0	0	0	0.0	0.0	0	0	0	0	0	0	0	0	0	2
Oct 12	Jax	W	p	4	3	1	1.0	12.0	1	0	0	0	0	0	0	0	0	0
Oct 19	@ Was	L	p	2	1	1	0.0	0.0	0	0	0	0	0	0	0	0	0	0
Oct 26	Hou	L	S	2	1	1	0.0	0.0	0	1	0	0	0	0	0	0	0	1
Nov 9	@ Bal	L	p	0	0	0	0.0	0.0	0	0	0	0	0	0	0	0	0	1
Nov 17	Pit	L	p	1	0	1	0.0	0.0	0	0	0	0	0	0	0	0	0	2
Nov 23	@ Phi	L	IA															
Nov 30	@ Hou	L	IA															
Dec 7	NYG	L	p	2	2	0	0.0	0.0	0	0	1	23	1	1	0	0	0	0
Dec 14	NYJ	L	p	2	0	2	0.0	0.0	0	0	0	0	0	0	0	0	0	0
Dec 18	@ Jax	L	p	1	1	0	0.0	0.0	0	0	0	0	0	0	0	0	0	0
Dec 28	Ind	L	p	0	0	0	0.0	0.0	0	0	0	0	0	0	0	0	0	1
Totals			2-14 14/1	14	8	6	1.0	12.0	1	1	1	23	1	1	0	0	0	11

2015 Tennessee Titans

Date	Opp	W/L	P/S	Tot	Solo	Asst	Sk	- Yds	QBP	TFL	Int	- Yds	-TD	PD	FF	FR	- Yds	SpT
Sept 13	@ TB	W	p	1	1	0	0.0	0.0	0	0	0	0	0	0	0	0	0	3
Sept 20	@ Cle	L	p	0	0	0	0.0	0.0	0	0	0	0	0	0	0	0	0	1
Sept 27	Ind	L	p	0	0	0	0.0	0.0	0	0	0	0	0	0	0	0	0	0
Oct 11	Buf	L	p	0	0	0	0.0	0.0	0	0	0	0	0	0	0	0	0	0
Oct 18	Mia	L	p	0	0	0	0.0	0.0	0	0	0	0	0	0	0	0	0	0
Oct 25	Atl	L	p	0	0	0	0.0	0.0	0	0	0	0	0	1	0	0	0	0
Nov 1	@ Hou	L	p	0	0	0	0.0	0.0	0	0	0	0	0	0	0	0	0	3
Nov 8	@ NO	W	p	0	0	0	0.0	0.0	0	0	0	0	0	0	0	0	0	1
Nov 15	Car	L	p	0	0	0	0.0	0.0	0	0	0	0	0	0	0	0	0	1
Nov 19	@ Jax	L	p	0	0	0	0.0	0.0	0	0	0	0	0	0	0	0	0	0
Nov 29	Oak	L	p	0	0	0	0.0	0.0	0	0	0	0	0	0	0	0	0	3
Dec 6	Jax	W	p	0	0	0	0.0	0.0	0	0	0	0	0	0	0	0	0	1
Dec 13	@ NYJ	L	p	1	1	0	0.0	0.0	0	0	0	0	0	0	0	0	0	2
Dec 20	@ NE	L	p	3	2	1	0.0	0.0	0	0	0	0	0	0	0	0	0	0
Dec 27	Hou	L	p	0	0	0	0.0	0.0	0	0	0	0	0	0	0	0	0	0
Jan 3	@ Ind	L	p	1	1	0	0.0	0.0	0	0	0	0	0	0	0	0	0	0
Totals			3-13 16/0	6	5	1	0.0	0.0	0	0	0	0	0	0	1	0	0	15

MARQUESTON HUFF'S NFL STATISTICS

REGULAR SEASON

Year	Team	GP	GS	Tot	Solo	Asst	Sk	Yds	QBP	TFL	No	Yds	Lg	TD	PD	FF	FR	Yds	SpT
2014	Tennessee	14	1	14	8	6	1.0	12.0	1	1	1	23	23t	1	1	0	0	0	11
2015	Tennessee	16	0	6	5	1	0.0	0.0	0	0	0	0	0	0	1	0	0	0	15
NFL Totals		30	1	20	13	7	1.0	12.0	1	1	1	23	23t	1	2	0	0	0	26

Single-Game Highs

Tackles - 4 vs. Jacksonville (10/12/14)
 Interceptions - 1 vs. N.Y. Giants (12/7/14)
 Sacks - 1 vs. Jacksonville (10/12/14)
 Quarterback Pressures - 1 vs. Jacksonville (10/12/14)

Tackle for Loss - 1 vs. Houston (10/26/14)
 Special Teams Tackles - 4 at Indianapolis (9/28/14)
 Touchdowns - 1 - 23-yard interception return vs. N.Y. Giants, 12/7/14

15



JUSTIN HUNTER

WIDE RECEIVER • 6'4" • 203 lbs • COLLEGE: TENNESSEE
 ACQUIRED: 2ND ROUND - 2013 • NFL EXP. (NFL/TITANS): 3/3
 HOMETOWN: VIRGINIA BEACH, VA.
 GAMES PLAYED/GAMES STARTED: 35/13 (PLAYOFFS: 0/0)



PRO: Justin Hunter adds big-play potential to a talented corps of wide receivers that also includes veterans Kendall Wright and Harry Douglas and newcomer Dorial Green-Beckham. The Titans coveted the University of Tennessee product in the second round of the 2013 NFL Draft and traded up to acquire him. His speed (4.40-second 40-yard dash), leaping ability (39½-inch vertical jump, 10-foot-7-inch broad jump) and receiving radius (6-feet 4-inches tall, 78-inch wingspan) provide quarterbacks an inviting target that is difficult for defenders to cover. Among all players who recorded at least 40 receptions from 2013-14, his 18.5-yard receiving average ranked first.

CAREER HIGHLIGHTS:

- Hunter totaled 498 yards on 28 receptions in 2014, including a 75-yard touchdown catch against Cleveland (Oct. 5) in his first career start. He ranked third in the NFL and led the AFC with a 17.8-yard receiving average.
- As a rookie in 2013, Hunter totaled 18 receptions for 354 yards and four touchdowns. His four touchdown receptions tied Kendall Wright (2012) and Tyrone Calico (2003) for the most by a franchise rookie since Chris Sanders' nine in 1995.
- Hunter scored touchdowns on his first two career NFL receptions. He caught a game-winning, 34-yard touchdown pass against San Diego on Sept. 22, 2013, and he next hauled in a 15-yard touchdown pass against the New York Jets on Sept. 29, 2013.
- As a junior at Tennessee, Hunter returned from an ACL injury he suffered in 2011 and led the Volunteers with 73 receptions for 1,083 yards and nine touchdowns.

TITANS TIDBITS:

- Hunter was one of the nation's top track-and-field athletes in high school. He finished as the top junior in the long jump at the 2010 USA Outdoor Championships with a leap of 25-feet-10¾-inches and qualified for IAAF World Junior Championships. *Track & Field News* rated him the country's No. 3 long jumper, No. 7 high jumper and No. 14 triple jumper. He won Virginia state titles in both the high jump and long jump and finished second in the triple jump.
- Hunter continued his track and field career as a freshman at Tennessee. He was named first-team USTFCCCA Indoor All-American in the long jump after finishing eighth at the NCAA Indoor Championships with a leap of 25-feet 4½-inches. He was also named to the SEC Indoor All-Freshman Team as the highest finishing rookie in the long jump at the league championships. Earlier in the season he set the Tennessee freshman indoor record with a long jump of 26-feet 1½-inches. He also competed in the triple jump and placed 10th in the high jump at the SEC Outdoor meet.
- Hunter maintains close ties to his hometown of Virginia Beach, Va., and he was honored on Nov. 2, 2014, when the city declared it "Justin Scott Parker Hunter Day."

CAREER TRANSACTIONS:

- The Virginia Beach, Va., native was selected by the Titans in the second round (34th overall) of the 2013 NFL Draft, a pick acquired from the San Francisco 49ers in exchange for the 40th overall pick (second round), the 216th overall pick (seventh round) and a 2014 third-round pick.

SEASON RECAPS:

2015 (9/5): Saw action in nine games with five starts at wide receiver and collected 22 receptions for 264 yards with a touchdown. Placed on injured reserve on Nov. 17, 2015. Tied for the team lead in receptions twice in 2015 (vs. BUF, vs. CAR).

- At Tampa Bay (9/13), played as a reserve at wide receiver and caught

one pass for 11 yards. Drew a 16-yard pass interference penalty in the end zone on third-and-six play during the Titans' scoring drive in the third quarter.

- At Cleveland (9/20), started at wide receiver and caught two passes for 34 yards.
- Against Indianapolis (9/27), played as a reserve at wide receiver and caught one pass for 29 yards. Hauled in a 29-yard reception with a leaping grab over the middle in the first quarter.
- Against Buffalo (10/11), started at wide receiver and tied for the team lead with four receptions for 38 yards. Converted a third-and-11 with a 12-yard catch during the Titans' scoring drive early in the fourth quarter.
- Against Miami (10/18), saw action as a reserve at wide receiver and posted three receptions for 54 yards.
- Against Atlanta (10/25), started at wide receiver and hauled in two receptions for 17 yards.
- At Houston (11/1), started at wide receiver and caught two passes for 17 yards.
- At New Orleans (11/8), played as a reserve at wide receiver and caught three passes for 17 yards with a touchdown. Hauled in an eight-yard touchdown pass with 7:06 left to play in the fourth quarter.
- Against Carolina (11/15), started at wide receiver and tied for the team lead with four receptions for 47 yards. Left the game late in the fourth quarter with an injury.

2014 (12/8): Appeared in 12 games with eight starts at wide receiver and registered 28 receptions for 498 yards with three touchdowns. Ranked third in the NFL and led the AFC with a 17.8-yard receiving average. Was placed on injured reserve on Dec. 2, 2014. Led the team in receiving yards three times in 2014 (at KC, vs. CLE, vs. JAX). Tied for the team lead in receptions once in 2014 (vs. HOU). Registered his first career NFL start against Cleveland (10/5/14).

- At Kansas City (9/7), played as a reserve at wide receiver and led the team with 63 receiving yards on three catches. Hauled in a 39-yard reception down the right sideline on the opening play of the third quarter.
- Against Cleveland (10/5), made his first career start at wide receiver and caught three passes for a team-best 99 receiving yards, including a career-long 75-yard touchdown grab. Drew a 29-yard pass interference penalty on third-and-nine during the Titans' initial scoring drive in the first quarter. Kept the Titans' third scoring drive alive with a 12-yard catch-and-run reception on third-and-10 in the second stanza. Got open deep on a double move and hauled in a career-best 75-yard touchdown pass with 2:44 remaining to play in the first half.
- Against Jacksonville (10/12), started at wide receiver and led the team with 77 receiving yards on three receptions. Hauled in a team-long 38-yard catch in the second quarter. Set up the Titans' only touchdown with a 22-yard reception to the Jaguars' one-yard line in the second quarter. Extended the Titans' final scoring drive with a 17-yard grab on third-and-two late in the third quarter.
- Against Houston (10/26), started at wide receiver and tied for the team lead with four receptions for 31 yards with a touchdown. Concluded the scoring with a 12-yard touchdown reception with 56 seconds left to play in the game.
- Against Pittsburgh (11/17), started at wide receiver and posted two receptions for 48 yards. Set up the Titans' final touchdown with a 36-yard reception to the Steelers' 19-yard line in the third stanza.
- At Philadelphia (11/23), started at wide receiver and totaled four receptions for 64 yards with a touchdown. Got the Titans on the scoreboard with a 40-yard touchdown reception on the first play of the second quarter.
- At Houston (11/30), started at wide receiver and snared one reception for

18 yards before leaving the game with an injury.

2013 (14/0): Appeared in 14 games as a reserve wide receiver in his rookie campaign. Led the team with a 19.7-yard per catch average on 18 receptions and 354 yards. Tied for second on the team with four receiving touchdowns. Led or tied for the team lead in receptions twice in 2013 (at OAK, at DEN). Led the team in receiving yards twice in 2013 (at OAK, at DEN). Posted two career 100-yard receiving performances (at OAK, at DEN)

- At Houston (9/15), made his NFL debut as a reserve at wide receiver.
- Against San Diego (9/22), caught the game-winning, 34-yard touchdown on his first career catch. Gave the Titans a 20-17 lead with a leaping, 34-yard touchdown grab in the end zone with 15 seconds remaining in the fourth quarter. He became the first NFL rookie since Jacksonville's Ernest Wilford on Sept. 12, 2004 to score a game-winning touchdown with 15 seconds or less remaining in the game on his first career reception.
- Against N.Y. Jets (9/29), gave the Titans a 24-6 lead with a leaping, acrobatic 15-yard touchdown catch in the end zone with two seconds left to play in the second quarter. It was his second touchdown catch in two NFL receptions.
- At St. Louis (11/3), hauled in two third-down conversions for 13 yards.
- Against Jacksonville (11/10), hauled in two receptions for 51 yards. Set up the Titans' first field goal of the game with a 40-yard catch down the left sideline in the third quarter.
- At Oakland (11/24), tied for the team lead with a career-best six receptions for a team-best 109 receiving yards with a touchdown. Five of his six receptions were third-down conversions. Extended the Titans' first scoring drive with a 13-yard reception on third-and-11 in the opening stanza. Gave the Titans a 13-9 lead with a nifty catch-and-run along the sideline for a 54-yard touchdown in the third quarter. Kept the Titans' field goal drive alive in the second half with a 12-yard catch on third-and-seven. Extended the Titans' game-winning touchdown drive in the fourth quarter with a pair of third-down conversions: an eight-yard catch on third-and-seven and a nine-yard completion on third-and-six.
- At Denver (12/8), led the team with a career-high 114 receiving yards on a team-best four receptions, including a 41-yard touchdown catch. Kept a touchdown drive alive with a 10-yard catch on third-and-five, and on the next play, got open down the left sideline for a 57-yard reception down to the Broncos' one-yard line. Cut the Broncos' lead to 34-28 by hauling in 41-yard play-action bomb from Ryan Fitzpatrick in the third quarter.

COLLEGE:

- During a three-year career at Tennessee, appeared in 28 games with 17 starts. He totaled 106 receptions for 1,812 yards and 18 touchdowns (17.1 avg.) He also returned four punts for 21 yards and blocked a kick. His 1,812 receiving yards ranked 11th on the school's career list. His eight 100-yard receiving performances tied Tim McGee and Peerless Price for third all-time by a Volunteer, topped by Joey Kent (15) and Marcus Nash (11). His 18 touchdown catches tied Cory Fleming and Denarius Moore for fifth on the school's career charts, surpassed only by Kent (25), Cedrick Wilson (24), Nash (20) and Price (19).
- As a junior (2012), returned from a knee injury to play and start in all 12 games. Led the Vols with 73 catches for 1,083 yards and nine receiving touchdowns. Named All-SEC by CBSSports.com, second-team All-SEC by the league's coaches and *Associated Press*, and All-American by *Pro Football Weekly*. Ranked 19th in the NCAA and third in the SEC in receiving yards. Ranked 24th in the NCAA and third in the SEC in receiving yards per game (90.3). Recorded the second-highest single-season reception total in school history (76 by Marcus Nash in 1997). Finished third in school history in single-season receiving yards (Robert Meachem, Nash). Became the eighth Vol in history with a 1,000-yard receiving season.
- As a freshman (2010), played in 13 games with a pair of starts and caught 16 passes for 415 yards and seven touchdowns. Broke Tennessee's freshman record for receiving touchdowns and tied for first among all NCAA FBS freshmen receivers. Four of his seven touchdowns were 30 yards or longer. Led the team with a 25.9-yard receiving average. Earned Coaches' All-SEC Freshman Team honors.
- Majored in sociology.

PERSONAL:

- Splits time between Nashville and Virginia Beach, Va., with his sons, Braylon and Justin Jr.
- Attended Ocean Lake (Virginia Beach, Va.) High School, where as a senior he tallied 46 receptions for 714 yards and nine touchdowns.
- Earned Virginia High School Coaches AAA All-State honors and was

named the No. 75 overall prospect, the No. 8 overall wide receiver in the nation and the No. 3 prospect in Virginia by Rivals.com.

- As a junior in 2008, caught 34 passes for 545 yards and 13 touchdowns.
- Won the long jump junior portion of 2010 USA Outdoor Championships with a leap of 25-feet-10¾-inches and qualified for IAAF World Junior Championships. *Track & Field News* rated him the country's No. 3 long jumper, No. 7 high jumper and No. 14 triple jumper. Posted a career-best high jump of 7-feet-3-inches.
- Won Virginia Class AAA state championship in the high jump and long jump as a junior.
- Placed second in state triple jump, ninth in 300M hurdles and ran a leg on Ocean Lakes' third-place 4x100-meter relay team.
- Also competed on the basketball team at Ocean Lakes.
- Follow Hunter on Twitter and Instagram: @justinhunter_11
- List of favorites: (movies) comedies; (TV show) "The Wayans Bros."; (music artists) Kanye West and Kid Cudi; (school subject) history; (car) Lexus; (video game) NBA 2K; (food) lasagna; (athletes as a child) Kobe Bryant and Randy Moss; and (pro sports team as a child) Los Angeles Lakers.
- Born Justin Scott Parker Hunter on May 20, 1991 in Virginia Beach, Va.

JUSTIN HUNTER'S GAME-BY-GAME

2013 Tennessee Titans

Date	Opp.	W/L	P/S	RECEIVING					
				No	Yds	Avg	Lg	TD	
Sept 8	@ Pit	W	IA						
Sept 15	@ Hou	L	p	0	0	-	0	0	
Sept 22	SD	W	p	1	34	34.0	34t	1	
Sept 29	NYJ	W	p	1	16	16.0	16t	1	
Oct 6	KC	L	p	0	0	-	0	0	
Oct 13	@ Sea	L	p	1	8	8.0	8	0	
Oct 20	SF	L	p	0	0	-	0	0	
Nov 3	@ StL	W	p	2	13	6.5	8	0	
Nov 10	Jax	L	p	2	51	25.5	40	0	
Nov 14	Ind	L	p	0	0	-	0	0	
Nov 24	@ Oak	W	p	6	109	18.2	54t	1	
Dec 1	@ Ind	L	p	1	9	9.0	9	0	
Dec 8	@ Den	L	p	4	114	28.5	57	1	
Dec 15	Ari	L	IA						
Dec 22	@ Jax	W	p	0	0	-	0	0	
Dec 29	Hou	W	p	0	0	-	0	0	
Totals		7-9	14/0	18	354	19.7	57	4	

2014 Tennessee Titans

Date	Opp.	W/L	P/S	RECEIVING					
				No	Yds	Avg	Lg	TD	
Sept 7	@ KC	W	p	3	63	21.0	39	0	
Sept 14	Dal	L	p	2	26	13.0	23	0	
Sept 21	@ Cin	L	p	3	37	12.3	19	0	
Sept 28	@ Ind	L	p	1	12	12.0	12	0	
Oct 5	Cle	L	S	3	99	33.0	75t	1	
Oct 12	Jax	W	S	3	77	25.7	38	0	
Oct 19	@ Was	L	S	1	6	6.0	6	0	
Oct 26	Hou	L	S	4	31	7.8	12t	1	

Nov 9	@ Bal	L	S	1	17	17.0	17	0	
Nov 17	Pit	L	S	2	48	24.0	36	0	
Nov 23	@ Phi	L	S	4	64	16.0	40t	1	
Nov 30	@ Hou	L	S	1	18	18.0	18	0	
Dec 7	NYG			Placed on injured reserve on Dec. 2, 2014					
Dec 14	NYJ								
Dec 18	@ Jax								
Dec 28	Ind								
Totals		2-10	12/8	28	498	17.8	75t	3	

2015 Tennessee Titans

Date	Opp.	W/L	P/S	RECEIVING					
				No	Yds	Avg	Lg	TD	
Sept 13	@ TB	W	p	1	11	11.0	11	0	
Sept 20	@ Cle	L	S	2	34	17.0	20	0	
Sept 27	Ind	L	p	1	29	29.0	29	0	
Oct 11	Buf	L	S	4	38	9.5	14	0	
Oct 18	Mia	L	p	3	54	18.0	23	0	
Oct 25	Atl	L	S	2	17	8.5	13	0	
Nov 1	@ Hou	L	S	2	17	8.5	10	0	
Nov 8	@ NO	W	p	3	17	5.7	8t	1	
Nov 15	Car	L	S	4	47	11.8	24	0	
Nov 19	@ Jax			Placed on injured reserve on Nov. 17, 2015					
Nov 29	Oak								
Dec 6	Jax								
Dec 13	@ NYJ								
Dec 20	@ NE								
Dec 27	Hou								
Jan 3	@ Ind								
Totals		2-7	9/5	22	264	12.0	29	1	

JUSTIN HUNTER'S NFL STATISTICS

REGULAR SEASON

Year	Team			RECEIVING					RUSHING				
		GP	GS	No	Yds	Avg	Lg	TD	Att	Yds	Avg	Lg	TD
2013	Tennessee	14	0	18	354	19.7	57	4	0	0	-	0	0
2014	Tennessee	12	8	28	498	17.8	75t	3	0	0	-	0	0
2015	Tennessee	9	5	22	264	12.0	29	1	0	0	-	0	0
NFL Totals		35	13	68	1,116	16.4	75	8	0	0	-	0	0

Single-Game Highs

Receptions - 6 at Oakland (11/24/13)
 Receiving Yards - 114 at Denver (12/8/13)
 Long Reception - 75t vs. Cleveland (10/5/14)
 Touchdowns - **1** (Eight times, last at New Orleans 11/8/15)

Additional Statistics

Tackles - 2 (2014), 1 (2015)
 Fumble Recovery - 1 (2014)

14



DAMARIS JOHNSON

WIDE RECEIVER • 5'8" • 175 lbs • COLLEGE: TULSA

ACQUIRED: WAIVERS - 2015 (NE)

NFL EXP. (NFL/TITANS): 4/1 • HOMETOWN: NORCO, LA.

GAMES PLAYED/GAMES STARTED: 44/9 (PLAYOFFS: 0/0)



PRO: The Titans claimed Damaris Johnson off waivers from the New England Patriots on Dec. 17, 2015 to add experience in the return game. The 5-foot-8-inch, 175-pounder originally entered the NFL as a rookie free agent with the Philadelphia Eagles in 2012. After two campaigns with the Eagles, he joined the Houston Texans in 2014 and posted career-highs with 31 receptions for 331 yards with a touchdown. Johnson was one of the most explosive players in NCAA history. Despite only playing three seasons at Tulsa (2008-10), he finished his career as the NCAA's all-time leader in all-purpose yardage (7,796) and kickoff return yardage (3,417). The speedy receiver and return man registered a whopping 150 plays of 20-plus yards along the way for the Golden Hurricanes.

TITANS TIDBITS:

- Johnson grew up in the same neighborhood as NFL defensive backs LaRon and Dawan Landry and attended the same high school as former Ravens All-Pro safety Ed Reed.
- Johnson credits his older brother, Joshua, and his older cousin, Mark Young, for helping him develop most as a football player. "We always played sports together growing up. They were both great high school athletes and they showed me the ropes."

CAREER TRANSACTIONS:

- The Norco, La., native was originally signed by the Philadelphia Eagles as a rookie free agent on April 29, 2012.
- Released by the Eagles on Aug. 30, 2014.
- Claimed off waivers by the Houston Texans from the Eagles on Aug. 31, 2014.
- Released by the Texans on Sept. 5, 2015.
- Signed by the New England Patriots as a free agent on Dec. 1, 2015.
- Released by the Patriots on Dec. 16, 2015.
- Claimed off waivers by the Titans from the Patriots on Dec. 17, 2015.

SEASON RECAPS:

2015 (1/0 - New England; 0/0 - Tennessee): Was inactive for three games with the Titans. Signed by the Patriots on Dec. 1, 2015 and appeared in one game as a reserve. Rushed once for six yards and returned two punts for three yards with New England. Released by the Patriots on Dec. 16, 2015 and claimed off waivers by the Titans on Dec. 17, 2015.

- At New England (12/20), was inactive.
- Against Houston (12/27), was inactive.
- At Indianapolis (1/3), was inactive.

2014 (16/8 - Houston): In his first season with the Texans appeared in all 16 games with eight starts and posted career-highs of 31 receptions, 331 yards and one touchdown and five rushes for 19 yards.

- At N.Y. Giants (9/21), caught two passes for 56 yards, including a career-long 44-yard touchdown catch. Registered the first offensive touchdown of his career.
- Against Indianapolis (10/9), had a season-high three receptions for 62 yards.
- At Cleveland (11/16), recorded a season-best five catches for 21 yards.

2013 (13/0 - Philadelphia): Saw action as a reserve in 13 games and registered two receptions for 14 yards. Served as a return specialist and brought back 17 kickoffs for 441 yards (25.9 avg.) and 12 punts for 100 yards (8.3 avg.).

2012 (14/1 - Philadelphia): Appeared in 14 contests with one start at

wide receiver as a rookie with the Eagles. Caught 19 passes for 256 yards and carried the ball three times for 12 yards. Served as the team's punt returner and returned 26 punts for 291 yards (11.2) with a 98-yard return for a touchdown.

- At Arizona (9/23), posted five receptions for a career-high 84 receiving yards.
- Against Dallas (12/2), scored his first career NFL touchdown by returning a punt 98 yards for a touchdown.

COLLEGE:

- A three-year starter at Tulsa, posted 2,746 career receiving yards and 1,062 rushing yards. Also finished his career with 29 touchdowns (17 receiving, eight rushing, two kickoff returns and two punt returns).
- Earned second-team All-America honors in 2010 and was named the Conference USA Special Teams Player of the Year. Led team with 872 receiving yards, 904 kickoff return yards and 292 punt return yards, while ranking second with 560 rushing yards.
- Scored 29 total touchdowns in his career, including 13 in 2010 (seven rushing, four receiving, one kickoff return and one punt return).
- Led the team in 2009 with 1,131 receiving yards, 1,131 kickoff return yards and 256 punt return yards, while adding 175 rushing yards and was named second-team All Conference USA.
- Played all 14 games as a true freshman in 2008, leading the conference with 2,475 all-purpose yards. Led the team with 53 receptions, 743 receiving yards and 10 touchdowns. Also set a school record with 1,382 kickoff return yards.
- Majored in organizational studies at Tulsa.

PERSONAL:

- Was a three-year starter at Destrehan (La.) High School (suburb of New Orleans) and finished his career as the school's all-time leading receiver with 154 catches for 2,620 yards and 30 touchdowns. Was a two-time all-state performer.
- As a senior, caught 81 passes for 1,228 yards and 12 touchdowns while leading his team to a 14-0 record and a state championship. Was named MVP of the state title game
- Also played basketball for three years as a point guard and baseball for one year as his team lost in the state championship final game.
- First started playing football as a seven-year old running back and defensive back for the Hahnville Tigers.
- Also played baseball as a seven-year old and even made the eight-year old all-star team that year as a shortstop.
- Born Damaris Kenneth Johnson on Nov. 22, 1989 in Narco, La.

DAMARIS JOHNSON'S TITANS GAME-BY-GAME

2015 Tennessee Titans				RUSHING						RECEIVING					PUNT RETURNS						KICKOFF RETURNS				
Date	Opp	W/L	P/S	Att	Yds	Avg	Lg	TD	No	Yds	Avg	Lg	TD	No	FC	Yds	Avg	Lg	TD	No	Yds	Avg	Lg	TD	
Dec 20	@ NE	L	IA																						
Dec 27	Hou	L	IA																						
Jan 3	@ Ind	L	IA																						
Totals		0-3	0/0	0	0	0.0	0	0	0	0	0.0	0	0	0	0	0	0.0	0	0	0	0	0.0	0	0	

DAMARIS JOHNSON'S NFL STATISTICS

REGULAR SEASON

Year	Team				RUSHING					RECEIVING				
		GP	GS	Att	Yds	Avg	Lg	TD		No	Yds	Avg	Lg	TD
2012	Philadelphia	14	1	3	12	4.0	7	0		19	256	13.5	32	0
2013	Philadelphia	13	0	0	0	0.0	0	0		2	14	7.0	8	0
2014	Houston	16	8	5	19	3.8	12	0		31	331	10.7	44t	1
2015	New England	1	0	1	6	6.0	6	0		0	0	0.0	0	0
NFL Totals		44	9	9	37	4.1	12	0		52	601	11.6	44t	1

		PUNT RETURNS						KICKOFF RETURNS				
Year	Team	No	FC	Yds	Avg	Lg	TD	No	Yds	Avg	Lg	TD
2012	Philadelphia	26	23	291	11.2	98t	1	0	0	0.0	0	0
2013	Philadelphia	12	12	100	8.3	21	0	17	441	25.9	33	0
2014	Houston	9	4	54	6.0	12	0	6	136	22.7	31	0
2015	New England	2	0	3	1.5	3	0	0	0	0.0	0	0
NFL Totals		49	39	448	9.1	98t	1	23	577	25.1	33	0

Single-Game Highs

Rushing Attempts - 1 (Nine times, last at Jacksonville 12/7/14)

Rushing Yards - 12 at Jacksonville (12/7/14)

Long Rush - 12 at Jacksonville (12/7/14)

Receptions - 5 (Twice, last at Cleveland 11/16/14)

Receiving Yards - 84 at Arizona (9/23/12)

Long Reception - 44t at N.Y. Giants (9/21/14)

Receiving Touchdowns - 1 at N.Y. Giants (9/21/14)

Punt Returns - 5 at Tampa Bay (12/9/12)

Punt Return Yards - 104 at Dallas (12/2/12)

Punt Return Long - 98t at Dallas (12/2/12)


Punt Return Touchdown - 1 at Dallas (12/2/12)

Kickoff Returns - 7 vs. San Diego (9/15/13)

Kickoff Return Yards - 186 vs. San Diego (9/15/13)

Kickoff Return Long - 33 vs. San Diego (9/15/13)

52



STEVEN JOHNSON

LINEBACKER • 6'1" • 237 lbs • COLLEGE: KANSAS

ACQUIRED: WAIVERS (DEN) - 2015 • NFL EXP. (NFL/TITANS): 4/1

HOMETOWN: WALLINGFORD, PA.

GAMES PLAYED/GAMES STARTED: 57/7 (PLAYOFFS: 5/1)



PRO: The Titans claimed linebacker Steven Johnson off waivers prior to the start of the 2015 regular season. The 6-foot-1-inch, 237-pounder adds depth and experience to the Titans inside linebacker rotation. Johnson has also excelled on special teams coverage units during his first three NFL campaigns. The University of Kansas product was originally signed as a rookie free agent by the Denver Broncos in 2012 and spent his first three NFL seasons in the Mile-High city.

CAREER HIGHLIGHTS:

- In 2014, Johnson appeared in 14 games with seven starts and amassed a career-best 22 tackles to go along with 10 special teams stops.

TITANS TIDBITS:

- Johnson started his Faith Motivated Foundation during the 2015 offseason. The foundation was created to encourage youth and adults to set goals, work hard to achieve them, live a healthier lifestyle and most importantly lean on God during their darkest times. Johnson encountered many hardships in his own life and through his setbacks on the football field and obstacles he has had to overcome, he has learned the importance of never giving up on your dreams. He also grew closer in his faith with God and credits Him for all his success.
- Johnson was named a Denver Broncos Community Champion Award winner in 2014.

CAREER TRANSACTIONS:

- The Wallingford, Pa., native was originally signed by the Denver Broncos as a rookie free agent on May 3, 2012.
- Released by the Broncos on Sept. 5, 2015.
- Claimed by the Titans off waivers from the Broncos on Sept. 6, 2015.

SEASON RECAPS:

2015 (16/0 - Tennessee): Appeared in all 16 games in his first season with the Titans and ranked third on the team with 10 special teams tackles. Registered two tackles and two passes defended on defense. Led the team in passes defended once in 2015 (at TB). Led or tied for the team lead in special teams tackles three times in 2015 (at CLE, at NO, vs. CAR).

- At Tampa Bay (9/13), played as a reserve at middle linebacker in his Titans debut and collected two tackles and two passes defended. Notched a special teams tackles on coverage units. Deflected a fourth-and-16 pass intended for Vincent Jackson late in the fourth quarter.
- At Cleveland (9/20), saw action as a reserve on special teams and collected a special teams tackle on coverage units.
- Against Indianapolis (9/27), played as a reserve on special teams.
- Against Buffalo (10/11), saw action as a reserve on special teams and notched a fumble recovery on special teams. Recovered a Denarius Moore fumble that was forced by Jalston Fowler on a punt return in the third quarter.
- Against Miami (10/18), played as a reserve on special teams.
- Against Atlanta (10/25), saw action as a reserve on special teams.
- At Houston (11/1), played as a reserve on special teams.
- At New Orleans (11/8), saw action as a reserve on special teams and led the team with three special teams stops and a fumble recovery. Recovered a Marcus Murphy fumble at the Saints' 42-yard line that was forced by Phillip Supernaw on a punt return in the first quarter.
- Against Carolina (11/15), played as a reserve on special teams and collected a tackle on coverage units.
- At Jacksonville (11/19), saw action as a reserve on special teams.
- Against Oakland (11/29), played as a reserve on special teams and recorded a tackle on coverage units.

- Against Jacksonville (12/6), saw action as a reserve on special teams and collected a stop on coverage units.
- At N.Y. Jets (12/13), saw action as a reserve on special teams.
- At New England (12/20), played as a reserve on special teams and collected a tackle on coverage units.
- Against Houston (12/27), saw action as a reserve on special teams.
- At Indianapolis (1/3), played as a reserve on special teams and recorded a tackle on coverage units.

2014 (14/7, 1/1 - Denver): Played 14 regular season games with seven starts and totaled a career-high 22 tackles, 0.5 sacks and 10 special teams stops. Was inactive for two contests.

- At Oakland (11/9), recorded two solo tackles in his first career start at middle linebacker.
- At St. Louis (11/16), notched a career-high six tackles.
- Against Buffalo (12/7), contributed his first career sack.
- Against Indianapolis (1/11), led the team with six tackles in his first career postseason start in the AFC Divisional Playoff Game.

2013 (16/0, 3/0 - Denver): Played all 16 regular season games for the first time in his career, making one defensive stop and tying for second on the team with seven special teams tackles. Appeared in all three postseason contests as a reserve on special teams.

- At N.Y. Giants (9/15), tied for the team lead and set a career high with three special teams tackles.
- Against Philadelphia (9/29), blocked a punt and returned it 17 yards for a touchdown. Added a special teams tackle.

2012 (11/0, 1/0 - Denver): Played 11 regular season games and tied for the team lead with 10 special teams tackles in addition to seeing a handful of snaps on defense. Became just the third Broncos rookie since at least 1994 to lead the team in special teams stops. Was inactive for five contests.

- At Baltimore (12/16), matched a career high with two special teams tackles and forced a special teams fumble.
- Against Baltimore (1/12), saw action in the AFC Divisional Playoff Game and contributed a special teams tackle.

COLLEGE:

- Finished his four-year career at the University of Kansas with 229 tackles, 6.5 tackles for a loss and two sacks. Led the Jayhawks in tackles each of his final two seasons.
- As a senior, led the Big 12 Conference and ranked 21st in the country with 124 tackles, while serving as a team captain.
- As a junior, tallied 95 tackles, including 4.5 for a loss and two sacks.
- As a sophomore, played in 10 games and recorded nine stops on defense, while also contributing on special teams.
- Majored in economics with a business minor at Kansas.

PERSONAL:

- Earned all-state honors at Strath Haven (Wallingford, Pa.) High School after leading the state with 123 tackles as a senior while also seeing time at running back. Was named Defensive MVP and earned all-county honors in his senior campaign.
- Competed in basketball and track for three years in high school.
- Born Steven Johnson on March 28, 1988, in Wallingford, Pa.

STEVEN JOHNSON'S GAME-BY-GAME

2012 Denver Broncos

Date	Opp	W/L	P/S	Tot	Solo	Asst	Sk	- Yds	QBP	TFL	Int	- Yds	-TD	PD	FF	FR	- Yds	SpT
Sept 9	Pit	W	IA															
Sept 17	@ Atl	L	p	0	0	0	0.0	0.0	NA	NA	0	0	0	0	0	0	0	NA
Sept 23	Hou	L	IA															
Sept 30	Oak	W	p	0	0	0	0.0	0.0	NA	NA	0	0	0	0	0	0	0	NA
Oct 7	@ NE	L	IA															
Oct 15	@ SD	W	IA															
Oct 28	NO	W	IA															
Nov 4	@ Cin	W	p	0	0	0	0.0	0.0	NA	NA	0	0	0	0	0	0	0	NA
Nov 11	@ Car	W	p	0	0	0	0.0	0.0	NA	NA	0	0	0	0	0	0	0	NA
Nov 18	SD	W	p	0	0	0	0.0	0.0	NA	NA	0	0	0	0	0	0	0	NA
Nov 25	@ KC	W	p	0	0	0	0.0	0.0	NA	NA	0	0	0	0	0	0	0	NA
Dec 2	TB	W	p	0	0	0	0.0	0.0	NA	NA	0	0	0	0	0	0	0	NA
Dec 6	@ Oak	W	p	0	0	0	0.0	0.0	NA	NA	0	0	0	0	0	0	0	NA
Dec 16	@ Bal	W	p	0	0	0	0.0	0.0	NA	NA	0	0	0	0	0	0	0	NA
Dec 23	Cle	W	p	0	0	0	0.0	0.0	NA	NA	0	0	0	0	0	0	0	NA
Dec 30	KC	W	p	0	0	0	0.0	0.0	NA	NA	0	0	0	0	0	0	0	NA
Totals	13-3	11/0		0	0	0	0.0	0.0	NA	NA	0	0	0	0	0	0	0	10

Playoffs

Jan 12	Bal	L	p	0	0	0	0.0	0.0	NA	NA	0	0	0	0	0	0	0	NA
Totals	0-1	1/0		0	0	0	0.0	0.0	NA	NA	0	0	0	0	0	0	0	1

2013 Denver Broncos

Date	Opp	W/L	P/S	Tot	Solo	Asst	Sk	- Yds	QBP	TFL	Int	- Yds	-TD	PD	FF	FR	- Yds	SpT
Sept 5	Bal	W	p	0	0	0	0.0	0.0	NA	NA	0	0	0	0	0	0	0	NA
Sept 15	@ NYG	W	p	0	0	0	0.0	0.0	NA	NA	0	0	0	0	0	0	0	NA
Sept 23	Oak	W	p	0	0	0	0.0	0.0	NA	NA	0	0	0	0	0	0	0	NA
Sept 29	Phi	W	p	0	0	0	0.0	0.0	NA	NA	0	0	0	0	0	0	0	NA
Oct 6	@ Dal	W	p	0	0	0	0.0	0.0	NA	NA	0	0	0	0	0	0	0	NA
Oct 13	Jax	W	p	0	0	0	0.0	0.0	NA	NA	0	0	0	0	0	0	0	NA
Oct 20	@ Ind	L	p	0	0	0	0.0	0.0	NA	NA	0	0	0	0	0	0	0	NA
Oct 27	Was	W	p	0	0	0	0.0	0.0	NA	NA	0	0	0	0	0	0	0	NA
Nov 10	@ SD	W	p	0	0	0	0.0	0.0	NA	NA	0	0	0	0	0	0	0	NA
Nov 17	KC	W	p	1	1	0	0.0	0.0	NA	NA	0	0	0	0	0	0	0	NA
Nov 24	@ NE	L	p	0	0	0	0.0	0.0	NA	NA	0	0	0	0	0	0	0	NA
Dec 1	@ KC	W	p	0	0	0	0.0	0.0	NA	NA	0	0	0	0	0	0	0	NA
Dec 8	Ten	W	p	0	0	0	0.0	0.0	NA	NA	0	0	0	0	0	0	0	NA
Dec 12	SD	L	p	0	0	0	0.0	0.0	NA	NA	0	0	0	0	0	0	0	NA
Dec 22	@ Hou	W	p	0	0	0	0.0	0.0	NA	NA	0	0	0	0	0	0	0	NA
Dec 29	@ Oak	W	p	0	0	0	0.0	0.0	NA	NA	0	0	0	0	0	0	0	NA
Totals	13-3	16/0		1	1	0	0.0	0.0	NA	NA	0	0	0	0	0	0	0	7

Playoffs

Jan 12	SD	W	p	0	0	0	0.0	0.0	NA	NA	0	0	0	0	0	0	0	NA
Jan 19	NE	W	p	0	0	0	0.0	0.0	NA	NA	0	0	0	0	0	0	0	NA
Feb 2	Sea	L	p	0	0	0	0.0	0.0	NA	NA	0	0	0	0	0	0	0	NA
Totals	2-1	3/0		0	0	0	0.0	0.0	NA	NA	0	0	0	0	0	0	0	0

2014 Denver Broncos

Date	Opp	W/L	P/S	Tot	Solo	Asst	Sk	- Yds	QBP	TFL	Int	- Yds	-TD	PD	FF	FR	- Yds	SpT
Sept 7	Ind	W	p	1	0	1	0.0	0.0	NA	NA	0	0	0	0	0	0	0	NA
Sept 14	KC	W	p	1	1	0	0.0	0.0	NA	NA	0	0	0	0	0	0	0	NA
Sept 21	@ Sea	L	p	0	0	0	0.0	0.0	NA	NA	0	0	0	0	0	0	0	NA
Oct 5	Ari	W	p	0	0	0	0.0	0.0	NA	NA	0	0	0	0	0	0	0	NA
Oct 12	@ NYJ	W	p	0	0	0	0.0	0.0	NA	NA	0	0	0	0	0	1	0	NA
Oct 19	SF	W	p	0	0	0	0.0	0.0	NA	NA	0	0	0	0	0	0	0	NA
Oct 23	SD	W	IA															
Nov 2	@ NE	L	IA															
Nov 9	@ Oak	W	S	2	2	0	0.0	0.0	NA	NA	0	0	0	0	0	0	0	NA
Nov 16	@ STL	L	S	6	3	3	0.0	0.0	NA	NA	0	0	0	0	0	0	0	NA
Nov 23	Mia	W	p	0	0	0	0.0	0.0	NA	NA	0	0	0	0	0	0	0	NA
Nov 30	@ KC	W	S	2	2	0	0.0	0.0	NA	NA	0	0	0	0	0	0	0	NA
Dec 7	Buf	W	S	3	1	2	0.5	0.5	NA	NA	0	0	0	0	0	0	0	NA
Dec 14	@ SD	W	S	2	2	0	0.0	0.0	NA	NA	0	0	0	0	0	0	0	NA
Dec 22	@ Cin	L	S	3	1	2	0.0	0.0	NA	NA	0	0	0	0	0	0	0	NA
Dec 28	Oak	W	S	2	1	1	0.0	0.0	NA	NA	0	0	0	0	0	0	0	NA
Totals	12-4	14/7		22	13	9	0.5	0.5	NA	NA	0	0	0	0	0	1	0	10

Playoffs

Jan 11	Ind	L	S	6	5	1	0.0	0.0	NA	NA	0	0	0	0	0	0	0	NA
Totals	0-1	1/1		6	5	1	0.0	0.0	NA	NA	0	0	0	0	0	0	0	1

2015 Tennessee Titans

Date	Opp	W/L	P/S	Tot	Solo	Asst	Sk	- Yds	QBP	TFL	Int	- Yds	-TD	PD	FF	FR	- Yds	SpT
Sept 13	@ TB	W	p	2	1	1	0.0	0.0	0	0	0	0	0	2	0	0	0	1
Sept 20	@ Cle	L	p	0	0	0	0.0	0.0	0	0	0	0	0	0	0	0	0	1
Sept 27	Ind	L	p	0	0	0	0.0	0.0	0	0	0	0	0	0	0	0	0	0
Oct 11	Buf	L	p	0	0	0	0.0	0.0	0	0	0	0	0	0	0	0	0	0
Oct 18	Mia	L	p	0	0	0	0.0	0.0	0	0	0	0	0	0	0	0	0	0
Oct 25	Atl	L	p	0	0	0	0.0	0.0	0	0	0	0	0	0	0	0	0	0
Nov 1	@ Hou	L	p	0	0	0	0.0	0.0	0	0	0	0	0	0	0	0	0	0
Nov 8	@ NO	W	p	0	0	0	0.0	0.0	0	0	0	0	0	0	0	0	0	3
Nov 15	Car	L	p	0	0	0	0.0	0.0	0	0	0	0	0	0	0	0	0	1
Nov 19	@ Jax	L	p	0	0	0	0.0	0.0	0	0	0	0	0	0	0	0	0	0
Nov 29	Oak	L	p	0	0	0	0.0	0.0	0	0	0	0	0	0	0	0	0	1
Dec 6	Jax	W	p	0	0	0	0.0	0.0	0	0	0	0	0	0	0	0	0	1
Dec 13	@ NYJ	L	p	0	0	0	0.0	0.0	0	0	0	0	0	0	0	0	0	0
Dec 20	@ NE	L	p	0	0	0	0.0	0.0	0	0	0	0	0	0	0	0	0	1
Dec 27	Hou	L	p	0	0	0	0.0	0.0	0	0	0	0	0	0	0	0	0	0
Jan 3	@ Ind	L	p	0	0	0	0.0	0.0	0	0	0	0	0	0	0	0	0	1
Totals	3-13	16/0		2	1	1	0.0	0.0	0	0	0	0	0	2	0	0	0	10

STEVEN JOHNSON'S NFL STATISTICS


REGULAR SEASON

Year	Team	GP	GS	TACKLES		Asst	Sk	Yds	QBP	TFL	INTERCEPTIONS					FUMBLES			
				Tot	Solo						No	Yds	Lg	TD	PD	FF	FR	Yds	SpT
2012	Denver	11	0	0	0	0	0.0	0.0	NA	NA	0	0	0	0	0	0	0	0	10
2013	Denver	16	0	1	1	0	0.0	0.0	NA	NA	0	0	0	0	0	0	0	0	7
2014	Denver	14	7	22	13	9	0.5	0.5	NA	NA	0	0	0	0	0	0	1	0	10
2015	Tennessee	16	0	2	1	1	0.0	0.0	0	0	0	0	0	0	2	0	0	0	10
NFL Totals		57	7	25	15	10	0.5	0.5	0	0	0	0	0	0	2	0	1	0	37

PLAYOFFS

Year	Team	GP	GS	TACKLES		Asst	Sk	Y
------	------	----	----	---------	--	------	----	---

90



DAQUAN JONES

DEFENSIVE LINEMAN • 6'4" • 322 lbs • COLLEGE: PENN STATE
 ACQUIRED: 4TH ROUND - 2014 • NFL EXP. (NFL/TITANS): 2/2
 HOMETOWN: JOHNSON CITY, N.Y.
 GAMES PLAYED/GAMES STARTED: 23/17 (PLAYOFFS: 0/0)



PRO: Seeking a big, physical and versatile defensive lineman, the Titans selected Penn State's DaQuan Jones in the fourth round of the 2014 NFL Draft. The 6-foot-4-inch, 322-pounder has the potential to earn a significant role in the defensive front during his second campaign. Jones offers an impressive combination of size, athleticism, intelligence and power. He was also a leader at State College, as one of the senior players to stay with the program in the face of the negativity and adversity surrounding the school during the end of the Joe Paterno era.

CAREER HIGHLIGHTS:

- As a rookie in 2014, Jones played in seven games with one start. He posted his first career sack against Indianapolis on Dec. 28.
- As a senior at Penn State, Jones was named first-team All-Big Ten Conference after finishing fifth on the team with a career-high 56 tackles and a career-best three sacks.
- Jones was named Penn State's Outstanding Senior Player and the recipient of the team's Reid-Robinson Award.

TITANS TIDBITS:

- Jones majored in criminal justice at Penn State and spent a portion of his 2013 summer as an intern observing the Spring Township Police Department near State College.
- Jones entered the Penn State program after being rated the second-best offensive lineman in the nation during his playing days at Johnson City High School. He switched to the other side of the ball and made an immediate impact as a true freshman.
- Jones lists his father, Steve, as the most inspirational person in his life. Steve raised DaQuan as a single father and one of his father's greatest traits is that he works extremely hard in everything he does. Steve works as an executive chef at Cornell University.

CAREER TRANSACTIONS:

- The Johnson City, N.Y., native was selected by the Titans in the fourth round (112th overall) of the 2014 NFL Draft.

SEASON RECAPS:

2015 (16/16): Started all 16 games at defensive end and registered 67 tackles, 15 quarterback pressures, two stops for loss and a fumble recovery. Tied for the team lead in quarterback pressures twice in 2015 (vs. BUF, at NYJ).

- At Tampa Bay (9/13), started at defensive end and led all Titans defensive linemen with seven tackles, including a stop for loss. Teamed with Karl Klug to stuff Doug Martin for no gain on a rush off right guard at the end of the first quarter. Stuffed Jorvorskie Lane for no gain on a rush off right guard in the third quarter. Combined with Wesley Woodyard to stuff Bobby Rainey for a two-yard loss on a rush up the middle in the fourth quarter.
- At Cleveland (9/20), started at defensive end and amassed two tackles and a quarterback pressure.
- Against Indianapolis (9/27), started at defensive end and totaled four tackles.
- Against Buffalo (10/11), started at defensive end and posted three tackles and two quarterback pressures. Combined with Zach Brown to stonewall Cierre Wood for no gain on a rush off left end in the second stanza.
- Against Miami (10/18), started at defensive end and tallied six tackles.
- Against Atlanta (10/25), started at defensive end and amassed four tackles.
- At Houston (11/1), started at defensive end and registered six tackles and a quarterback pressure. Combined with Derrick Morgan to stop Alfred Blue

for no gain on a rush off right tackle in the second quarter.

- At New Orleans (11/8), started at defensive end and totaled five tackles and two quarterback pressures. Combined with Angelo Blackson to stuff Mark Ingram for no gain on a goalline rush early in the second quarter. Halted a Saints' drive by combining with Michael Griffin to stuff Mark Ingram for no gain on a third-and-one rush early in the third quarter. Stonewalled Mark Ingram for no gain on a rush off right guard late in the third quarter.
- Against Carolina (11/15), started at defensive end and tallied four tackles, including a stop for loss. Crashed through the line and dropped Jonathan Stewart for a five-yard loss on rush off left guard in the second quarter.
- At Jacksonville (11/19), started at defensive end and collected three tackles and two quarterback pressures.
- Against Oakland (11/29), started at defensive end and recorded two tackles, a fumble recovery and a quarterback pressure. Recovered a Derek Carr botched snap in the fourth quarter.
- Against Jacksonville (12/6), started at defensive end and posted three tackles and a quarterback pressure.
- At N.Y. Jets (12/13), started at defensive end and amassed three tackles and two quarterback pressures.
- At New England (12/20), started at defensive end and tallied five tackles and a quarterback pressure. Combined with Avery Williamson to stuff Brandon Bolden for no gain on a rush off right tackle in the final stanza. Stonewalled Joey Iosefa for a one-yard loss on a rush up the middle late in the fourth quarter.
- Against Houston (12/27), started at defensive end and notched five tackles and a quarterback pressure.
- At Indianapolis (1/3), started at defensive end and recorded five tackles.

2014 (7/1): Appeared in seven games with one start at defensive end during his rookie campaign and registered 13 tackles, a sack, three quarterback pressures, two stops for loss and a forced fumble. Was inactive for eight games and did not play in one contest. Made his NFL debut at Indianapolis (9/28/14). Made his first career NFL start and notched his first career sack against Indianapolis (12/28/14). Led the team in sacks once (vs. IND).

- At Indianapolis (9/28), made his NFL debut as a reserve defensive tackle and amassed his first career tackle.
- At Philadelphia (11/23), saw action as a reserve defensive tackle and amassed two tackles, including a stop for loss. Stuffed Chris Polk for a two-yard loss on a rush up the middle in the final stanza.
- Against N.Y. Jets (12/14), played as a reserve at defensive end and collected a tackle and a quarterback pressure.
- At Jacksonville (12/18), saw action as a reserve at defensive end and registered two tackles, including a stop for loss. Combined with Avery Williamson to stuff Toby Gerhart for no gain on a rush up the middle in the fourth quarter.
- Against Indianapolis (12/28), registered his first career NFL start and tallied a career-high six tackles, his first career sack, a forced fumble and two quarterback pressures. Dropped Andrew Luck for a seven-yard sack while forcing a fumble that was recovered by the Colts in the first quarter.

COLLEGE:

- Started 23 of 46 games at Penn State, with all of his starting assignments coming during the last two seasons. Jones finished his career with 92 tackles, adding 4.5 sacks for minus 28 yards, 15.5 stops for losses totaling 55 yards, two fumble recoveries and a pass deflection.
- As a senior (2013), was first-team All-Big Ten Conference by the league's coaches and second-team All-Conference by the media and BTN.com. Was named Penn State's Outstanding Senior Player and the recipient of the team's Reid-Robinson Award. Also named to the Outland Trophy

Watch List. Named Most Valuable Player by his teammates after the season. Started all 12 games at defensive tackle, finishing fifth on the team with a career-high 56 tackles (33 solos). His tackle total was the most for any interior defensive lineman in the Big Ten during the 2013 campaign. Added three sacks for minus 21 yards and led the Nittany Lions with 11.5 stops for losses of 42 yards and also recovered one fumble.

- As a junior (2012), secured a starting role during training camp and started the first 11 games at defensive tackle. Recorded 22 tackles, with an assisted sack, two stops for losses of six yards, a fumble recovery and a pass deflection. Played an instrumental role for a defense that ranked second in the Big Ten Conference and 16th nationally in scoring defense at 19.1 points per game, as the Nittany Lions held six teams to 17 or fewer points.
- As a sophomore (2011), was a top reserve at defensive tackle and played in all 13 games, recording eight tackles.
- As a freshman (2010), held out of the initial four games for a possible redshirt season, but his play in practice and potential got him on the field. Made his debut in the Big Ten-opener at Iowa and played in the final nine games. Was one of seven true freshmen to play, registering six tackles, including a sack and two tackles for loss.
- Majored in criminal justice at Penn State.

PERSONAL:

- Single, splits time between Nashville and Johnson City, N.Y.
- Attended Johnson City (N.Y.) Senior High School and was rated as the second-best offensive lineman in the state by Rivals.com.
- Was a standout on both sides of the ball and earned four-star prospect status from Scout.com. Recorded 60 tackles as a senior.
- Totaled 70 tackles during his junior season, and also posted three sacks and recovered four fumbles.
- Served as football and basketball team captain and was also a member

of the track and field team throwing the shot put.

- Follow Jones on Twitter and Instagram: @RiDQulous_91
- List of favorites: (movie) "Captain America: The Winter Soldier"; (TV show) "Supernatural"; (actor) Martin Lawrence; (music artist) Jay-Z; (school subject) criminal justice; (car) Mercedes S Class; (video game) NBA 2K; (food) dad's chicken parmesan; (book) "The Five People You Meet in Heaven" by Mitch Albom; and (pro sports team as a child) Philadelphia Eagles.
- Born DaQuan Steven Jones on Dec. 27, 1991 in Johnson City, N.Y.

DaQUAN JONES' GAME-BY-GAME

2014 Tennessee Titans

Date	Opp	W/L	P/S	Tot	Solo	Asst	Sk	- Yds	QBP	TFL	Int	- Yds	-TD	PD	FF	FR	- Yds	SpT
Sept 7	@ KC	W	IA															
Sept 14	Dal	L	IA															
Sept 21	@ Cin	L	IA															
Sept 28	@ Ind	L	p	1	0	1	0.0	0.0	0	0	0	0	0	0	0	0	0	0
Oct 5	Cle	L	IA															
Oct 12	Jax	W	DNP															
Oct 19	@ Was	L	p	1	0	1	0.0	0.0	0	0	0	0	0	0	0	0	0	0
Oct 26	Hou	L	IA															
Nov 9	@ Bal	L	p	0	0	0	0.0	0.0	0	0	0	0	0	0	0	0	0	0
Nov 17	Pit	L	IA															
Nov 23	@ Phi	L	p	2	1	1	0.0	0.0	0	1	0	0	0	0	0	0	0	0
Nov 30	@ Hou	L	IA															
Dec 7	NYG	L	IA															
Dec 14	NYJ	L	p	1	1	0	0.0	0.0	1	0	0	0	0	0	0	0	0	0
Dec 18	@ Jax	L	p	2	1	1	0.0	0.0	0	1	0	0	0	0	0	0	0	0
Dec 28	Ind	L	S	6	4	2	1.0	1.0	2	0	0	0	0	1	0	0	0	0
Totals				2-14	7/1	13	7	6	1.0	1.0	3	2	0	0	0	1	0	0

2015 Tennessee Titans

Date	Opp	W/L	P/S	Tot	Solo	Asst	Sk	- Yds	QBP	TFL	Int	- Yds	-TD	PD	FF	FR	- Yds	SpT
Sept 13	@ TB	W	S	7	7	0	0.0	0.0	0	1	0	0	0	0	0	0	0	0
Sept 20	@ Cle	L	S	2	2	0	0.0	0.0	1	0	0	0	0	0	0	0	0	0
Sept 27	Ind	L	S	4	2	2	0.0	0.0	0	0	0	0	0	0	0	0	0	0
Oct 11	Buf	L	S	3	1	2	0.0	0.0	2	0	0	0	0	0	0	0	0	0
Oct 18	Mia	L	S	6	2	4	0.0	0.0	0	0	0	0	0	0	0	0	0	0
Oct 25	Atl	L	S	4	2	2	0.0	0.0	0	0	0	0	0	0	0	0	0	0
Nov 1	@ Hou	L	S	6	5	1	0.0	0.0	1	0	0	0	0	0	0	0	0	0
Nov 8	@ NO	W	S	5	4	1	0.0	0.0	2	0	0	0	0	0	0	0	0	0
Nov 15	Car	L	S	4	1	3	0.0	0.0	1	1	0	0	0	0	0	0	0	0
Nov 19	@ Jax	L	S	3	3	0	0.0	0.0	2	0	0	0	0	0	0	0	0	0
Nov 29	Oak	L	S	2	1	1	0.0	0.0	1	0	0	0	0	0	0	1	0	0
Dec 6	Jax	W	S	3	1	2	0.0	0.0	1	0	0	0	0	0	0	0	0	0
Dec 13	@ NYJ	L	S	3	3	0	0.0	0.0	2	0	0	0	0	0	0	0	0	0
Dec 20	@ NE	L	S	5	4	1	0.0	0.0	1	0	0	0	0	0	0	0	0	0
Dec 27	Hou	L	S	5	3	2	0.0	0.0	1	0	0	0	0	0	0	0	0	0
Jan 3	@ Ind	L	S	5	4	1	0.0	0.0	0	0	0	0	0	0	0	0	0	0
Totals				3-13	16/16	67	45	22	0.0	0.0	15	2	0	0	0	0	1	0

DaQUAN JONES' NFL STATISTICS

REGULAR SEASON

RECENT SEASON		TACKLES										INTERCEPTIONS					FUMBLES			
Year	Team	GP	GS	Tot	Solo	Asst	Sk	Yds	QBP	TFL	No	Yds	Lg	TD	PD	FF	FR	Yds	SpT	
2014	Tennessee	7	1	13	7	6	1.0	1.0	3	2	0	0	0	0	0	1	0	0	0	
2015	Tennessee	16	16	67	45	22	0.0	0.0	15	2	0	0	0	0	0	0	1	0	0	
NFL Totals		23	17	80	52	28	1.0	1.0	18	4	0	0	0	0	0	1	1	0	0	

Single-Game Highs

Tackles - **7 at Tampa Bay (9/13/15)**

Sacks - **1 vs. Indianapolis (12/28/14)**

Quarterback Pressures - **2 (Five times, last at N.Y. Jets 12/13/15)**

Forced Fumble - **1 vs. Indianapolis (12/28/14)**

Fumble Recovery - **1 vs. Oakland (11/29/15)**

6



BRETT KERN

PUNTER • 6'2" • 214 lbs • COLLEGE: TOLEDO

ACQUIRED: WAIVERS - 2009 (DEN) • NFL EXP. (NFL/TITANS): 8/7

HOMETOWN: GRAND ISLAND, N.Y.

GAMES PLAYED/GAMES STARTED: 128/0 (PLAYOFFS: 0/0)



PRO: Brett Kern is a strong-legged punter that has shown a keen ability to down his kicks inside the opponents' 20-yard line. He was rewarded during the 2015 offseason with a new multi-year contract with the Titans. The eighth-year pro enters 2015 as the franchise's all-time leader in gross punting average and net punting average and ranks third in career punts, trailing only Craig Hentrich (861) and Jim Norton (522). He is coming off arguably his best season with the Titans. In 2014, the 6-foot-2-inch, 214-pounder broke his own franchise record for single-season net punting, averaging 40.8 net yards per attempt. He initially set the record in 2012 (40.4), the same year he set the club's single-season gross punting mark (47.6). Kern joined the Titans franchise during the 2009 season when he was claimed off waivers from the Denver Broncos.

CAREER HIGHLIGHTS:

- In 2014, Kern continued his assault on the team's all-time punting records. He launched a career-high 88 total punts for a gross average of 46.8 yards and a net average of 40.8 yards, which broke his own single-season team record (40.4-yard net average in 2012). He owns the top four net punting seasons in franchise history and five of the team's top seven net punting seasons.
- In 2013, Kern punted 78 times for 3,386 yards (43.4 avg.). He placed a career-best 32 punts inside the 20-yard line with a career-low two kicks as touchbacks.
- Kern arguably had his most productive season in 2012 when he ranked fifth in the AFC with a franchise record and career-best 47.6 gross punt average. He also finished ninth in the AFC with a then-franchise record and career-high 40.4 net punting average.
- In 2009, Kern's combined average of 45.5 yards per punt with the Titans and Broncos ranked eighth in the NFL. He also downed a combined 27 punts inside the opponents' 20-yard line.
- In 2008, Kern ranked fifth in the league with a 46.7-yard punting average and was named to the All-Rookie team by Pro Football Weekly/PFWA and the Sporting News.

TITANS TIDBITS:

- Kern's father, Cal, is a former professional soccer goalie. He now owns a collegiate baseball team in Niagara Falls, N.Y., called the Niagara Power. The team plays in the New York Collegiate Baseball League and has had players from Lipscomb (Nashville) University in recent seasons. The summer of 2015 marks the club's ninth season.
- Kern is an avid golfer that sports a +1 handicap. He picked the game up late in his high school years and caddied for three summers at Inverness Golf Club while in college. The course is located in Toledo, Ohio, and has hosted PGA and NCAA Championships. In 2011, Kern competed in The Vinny, a local golf fundraising tournament hosted by singers Vince Gill and Amy Grant, and finished fourth in the event.

CAREER TRANSACTIONS:

- The Grand Island, N.Y., native was originally signed by the Denver Broncos as a rookie free agent on April 28, 2008.
- Claimed by the Titans off waivers from the Broncos on Oct. 27, 2009.

SEASON RECAPS:

2015 (16/0 - Tennessee): Totaled 88 punts (tied for fifth place in franchise history), a 47.4-yard gross average (second in franchise history), a 40.3 net average (third in franchise history), a career-high 34 punts inside the 20 (third in franchise history) and only one touchback (career low). Accomplished a first-of-its-kind feat, becoming the first punter in NFL history to record 80 or more punts, a net average of 40 yards, and one or

zero touchbacks in a single season. Boomed 42 punts of 50 or more yards in 2015. Placed a career-high seven punts inside the 20-yard line against Houston (12/27/15), which also qualified as the most ever recorded for the franchise (statistic tracked since 1976) and the most by any NFL punter in 2015. The seven punts inside the 20 also tied for the third-highest total in any NFL game since 1976. On his third punt of the day against Houston (12/27/15), passed Jim Norton (522) for second place on the franchise's all-time career punting list. Registered four punts at Tampa Bay (9/13/15) and became the third player in franchise history to reach 450 punts in a Titans/Oilers uniform.

- At Tampa Bay (9/13), punted four times for 189 yards (47.3 avg.) with one kick placed inside the 20-yard line. Boomed a 57-yard punt in the second quarter. Pinned the Browns deep in their territory with a 38-yard punt that was downed at the two-yard line in the third quarter.
- At Cleveland (9/20), punted six times for 298 yards (49.7 avg.) with one kick inside the 20-yard line.
- Against Indianapolis (9/27), punted five times for 212 yards (42.4 avg.) with two kicks placed inside the 20-yard line. Pinned the Colts deep in their own territory with a 31-yard punt that was fair caught at the Indianapolis 13-yard line. Placed a 40-yard punt that was downed by Bliid Wreh-Wilson at the Colts' two-yard line early in the fourth quarter.
- Against Buffalo (10/11), punted six times for 251 yards (41.8 avg.) with three kicks placed inside the 20-yard line. Pinned the Bills deep in their own territory with a 31-yard punt that was fair caught at the Buffalo eight-yard line.
- Against Miami (10/18), punted three times for 125 yards (41.7 avg.) with two kicks placed inside the 20-yard line. Pinned the Dolphins deep in their own territory with a 37-yard punt that was downed at the Miami six-yard line. Flipped the field by booming a 61-yard punt to the Dolphins eight-yard line in the third quarter.
- Against Atlanta (10/25), punted seven times for 305 yards (43.6 avg.) with five kicks placed inside the 20-yard line. Pinned Atlanta deep in their own territory with a 36-yard punt that was fair caught at the Falcons' 12-yard line. Boomed a 54-yard punt that was fair caught at the Falcons' 15-yard line. Placed a 39-yard punt that was fair caught at the Atlanta 11-yard line in the second quarter. Pinned the Falcons deep in their own territory with a 38-yard punt that went out of bounds at the Atlanta 12-yard line.
- At Houston (11/1), posted seven punts for 349 yards (49.9 avg.) with three kicks placed inside the 20-yard line and a 45.9 net avg. Six of his seven punts went at least 50 yards or pinned the Texans inside the 20. Pinned the Texans deep in their territory with a 39-yard punt that was fair caught at the Houston 10-yard line in the second quarter. Boomed a 55-yard punt that went out of bounds at the Texans' seven-yard line.
- At New Orleans (11/8), punted five times for 253 yards (50.6 avg.) with two kicks placed inside the 20-yard line. Boomed a 55-yard punt that was downed at the New Orleans eight-yard line in the second quarter.
- Against Carolina (11/15), punted five times for 259 yards (51.8 avg.).
- At Jacksonville (11/19), appeared in his 100th game with the Titans and punted five times for 226 yards (45.2 avg.) with two kicks placed inside the 20-yard line.
- Against Oakland (11/29), punted six times for 287 yards (47.8 avg.) with one kick placed inside the 20-yard line. Pinned the Raiders deep in their own territory with a 29-yard punt that was fair caught at the Oakland eight-yard line.
- Against Jacksonville (12/6), punted three times for 133 yards (44.3 avg.) with one kick placed inside the 20-yard line. Pinned the Jaguars deep in their own territory with a 36-yard punt that was fair caught at the Jacksonville 11-yard line late in the fourth quarter.
- At N.Y. Jets (12/13), punted six times for 289 yards (48.2 avg.) with one

kick placed inside the 20-yard line.

- At New England (12/20), punted five times for 272 yards (54.4 avg.) with one kick placed inside the 20-yard line. Boomed a 61-yard punt that Danny Amendola later fumbled setting up the Titans' first scoring drive. Boomed a 56-yard punt that went out of bounds at the Patriots' six-yard line in the third quarter.
- Against Houston (12/27), punted a season-high nine punts for 427 yards (47.4 avg.) with a career-high seven kicks placed inside the 20-yard line. Boomed a 58-yard punt to the Texans' six-yard line in the first quarter. Pinned the Texans deep in their own territory with a 31-yard punt that went out of bounds at the Houston five-yard line. Blasted a 59-yard punt to the Texans' six-yard line in the fourth quarter. On his third punt of the day, passed Jim Norton (522) for second place on the franchise's all-time career punting list.
- At Indianapolis (1/3), punted six times for 300 yards (50.0 avg.) with two kicks placed inside the 20-yard line. Pinned the Colts deep in their own territory with a 51-yard punt to the Indianapolis nine-yard line in the opening stanza. Boomed a 52-yard punt that was fair caught at the Colts' eight-yard line in the third quarter.

2014 (16/0 - Tennessee): Appeared in all 16 games and set a franchise record with a 40.8 net punt average. Punted career-high 88 times for career-best 4,118 yards (46.8 avg.) with 28 kicks placed inside the opponents' 20-yard line. His 46.8 gross average was the third-highest of his career. Boomed 37 punts of 50 or more yards in 2014. Notched a 48.8-yard net average at Baltimore (11/9/14), the third best of his career and the fourth best in team history. Notched a career-long and franchise-tying long 79-yard punt against Indianapolis (12/28/14).

- At Kansas City (9/7), punted six times for 304 yards with three kicks placed inside the 20-yard line. Boomed a 63-yard punt in the first quarter and nailed a 56-yard punt that forced the returner out of bounds at the Chiefs' two-yard line in the second quarter. His 50.7 gross average was his highest since Dec. 30, 2012 (51.0 against Jacksonville), and his 63-yard punt was his longest since a 63-yarder on Sept. 22, 2013 against the Chargers.
- At Indianapolis (9/28), saw action in his 100th career regular season game and punted six times for 265 yards (44.2 avg.) with two kicks placed inside the 20-yard line. Pinned the Colts deep in their own territory with a 35-yard punt that was fair caught at the Indianapolis nine-yard line in the third quarter.
- Against Jacksonville (10/12), punted five times for 249 yards (49.8 avg.) with a three kicks placed inside the 20-yard line. Flipped field position by booming a 69-yard punt in the fourth quarter. It was the third-longest punt of his career and his longest since Dec. 2, 2012 against the Houston Texans (70 yards).
- Against Houston (10/26), totaled six punts for a 51.7-yard gross average and a 48.7 net average with two punts placed inside the 20. His net average at the time was the third best of his career and the fourth best in team history (minimum four punts). In the third quarter, he booted a punt that went 62 yards and pinned the Texans on their own two-yard line. His six punts gave him 400 total punts in a Titans uniform. He became the fourth player in franchise history to reach 400 punts, joining Craig Hentrich (861), Jim Norton (519) and Cliff Parsley (429).
- At Baltimore (11/9), punted eight times for 414 yards (51.8 avg.) with a 48.8 net avg. His 48.8-yard net average was the third best of his career and the fourth best in team history. Boomed a 58-yard punt to the Ravens' 18-yard line in the fourth quarter.
- Against N.Y. Giants (12/7), punted six times for 284 yards (47.3 avg.). In the third quarter, recorded the 500th punt of his seven-year NFL career. He also moved past Cliff Parsley (431 career punts) for third place on the team's all-time career punts list.
- Against N.Y. Jets (12/14), punted six times for 295 yards (49.2 avg.) with three kicks placed inside the 20-yard line. Pinned the Jets deep in their own territory with a 49-yard punt that was fair caught at the New York seven-yard line in the second quarter. Placed a 38-yard punt that was fair caught at the Jets' 10-yard line in the second stanza. On his third punt of the game, which marked his 432nd punt as a member of the Titans, he moved past Cliff Parsley (431 career punts) for third place on the team's all-time punting list.
- Against Indianapolis (12/28), punted seven times for 383 yards (54.7 avg.) with a career-long punt of 79 yards. Three of his kicks were placed inside the 20-yard line. His 79-yarder broke his previous career long of 71 yards (at Miami on Nov. 11, 2012) and tied the franchise record. Jim Norton set the record against Kansas City on Nov. 22, 1964, and it never was equaled until Kern's attempt. Kern punted seven times against the

Colts for a gross average of 54.7 yards per punt, a net average of 46.1 yards per punt and three punts inside the 20. His gross average was the third-highest of his career.

2013 (16/0 - Tennessee): Appeared in all 16 games and punted 78 times for 3,386 yards (43.4 avg.). Placed a career-best 32 punts inside the 20-yard line with a career-low two kicks as touchbacks. Set a career-high and a franchise record by placing six punts inside the 20-yard line against Houston (12/29/13). Boomed 24 punts of 50 or more yards in 2013.

- Against San Diego (9/22), punted three times for 140 yards (46.7 avg.) with two kicks placed inside the 20-yard line and a long of 63 yards. Flipped field position with a 63-yard punt that was downed at the Chargers' 17-yard line in the first quarter. Was credited with one rush for zero yards after fumbling a snap in the second quarter. Pinned the Chargers deep in their own territory with a 35-yard punt that was downed at the San Diego 11-yard line in the fourth quarter.
- Against N.Y. Jets (9/29), punted seven times for 293 yards (41.9 avg.) and tied a career-best with four kicks inside the 20-yard line. Boomed a 53-yard punt to the Jets' 15-yard line in the second quarter. Nailed a 50-yard punt to the Jets' 12-yard line early in the third quarter. Pinned the Jets deep in their territory with a 34-yard punt that was downed by Tommie Campbell at the New York one-yard line in the third quarter. Boomed a 54-yard punt to the Jets' 24-yard line in the third stanza.
- Against Kansas City (10/6), punted six times for 272 yards (45.3 avg.) with two kicks inside the 20-yard line. Boomed a 56-yard punt to the Chiefs' 12-yard line in the first quarter.
- At Denver (12/8), punted four times for 201 yards (50.3 avg.) with a long punt of 62 yards. Boomed a 62-yard punt to the Broncos' 15-yard line in the second quarter.
- Against Arizona (12/15), punted three times for 145 yards (48.3 avg.) with two kicks placed inside the 20-yard line. Pinned the Cardinals deep in their own territory with a 51-yard punt that was downed at the Arizona three-yard line in the second quarter.
- Against Houston (12/29), punted six times for 253 yards (42.2 avg.) and set a franchise record with all six kicks being placed inside the 20-yard line. Pinned the Texans at their own five-yard line with a 38-yard punt late in the third quarter. Boomed a 53-yard punt that was fair caught at the Houston 10-yard line. Nailed a 56-yard punt that went out of bounds at the Texans' nine-yard line.

2012 (16/0 - Tennessee): Appeared in all 16 games and ranked fifth in the AFC with a franchise record 47.6 gross punt average. Ranked ninth in the AFC with a franchise record 40.4 net punting average. Posted career-highs with 10 punts and 391 punt yards against N.Y. Jets (12/17/12). Ranked third in franchise history with a career-best 49.0 net punting average at Jacksonville (11/25/12). Boomed a career-long 71-yard punt at Miami (11/11/12). Boomed 34 punts of 50 or more yards in 2012.

- Against New England (9/9), punted four times for 209 yards (52.3 avg.) and placed two punts inside the 20-yard line. Flipped field position by booming a 56-yard punt in the opening quarter. Nailed a 54-yard punt to the Patriots' eight-yard line late in the second quarter. Lined up in the back of the end zone and booted a 55-yard punt in the third quarter.
- At San Diego (9/16), punted seven times for a then career-best 361 yards (51.6 avg.). Notched the third-best net punt average in franchise history with a then career-high 48.6 net punt average. Boomed a 63-yard punt to the Chargers' 25-yard line in the second quarter. Nailed a 54-yard punt that was marked out of bounds at the Chargers' 16-yard line in the third quarter.
- At Houston (9/30), punted seven times for 326 yards (46.6 avg.) and placed two kicks inside the 20-yard line. Boomed a 50-yard punt to the Texans' 14-yard line in the first quarter. Pinned the Texans deep in their own territory with a 52-yard punt to the Houston 12-yard line in the second stanza. Placed a 33-yard punt that was downed at the Houston seven-yard line. Blasted a 60-yard punt to the Texans' 14-yard line late in the third quarter.
- Against Pittsburgh (10/11), punted five times for 261 yards (52.2 avg.) with two kicks placed inside the 20-yard line. Boomed a 61-yard punt to the Steelers' 15-yard line in the second quarter. Flipped field position by nailing a 58-yard punt late in the second quarter.
- At Miami (11/11), punted four times for 208 yards (52.0 avg.) with a net avg. of 48.0 yards. Placed three kicks inside the 20-yard line. Boomed a career-long 71-yard punt that rolled out of bounds at the Dolphins' 15-yard line in the first quarter. Nailed a 50-yard punt to the Dolphins' 14-yard line in the second quarter. Placed a 36-yard punt that was downed at the Miami eight-yard line in the fourth quarter.
- At Jacksonville (11/25), punted four times for 201 yards (50.3 avg.) and

posted a career-best 49.0 net punting average. The net punting average ranked third in Titans' franchise history.

- Against Houston (12/2), punted six times for 303 yards (50.5 avg.) with two kicks inside the 20-yard line. Boomed a 70-yard punt to flip field position in the first quarter. Pinned the Texans deep in their own territory with a 40-yard punt that was downed at the Houston one-yard line in the second quarter. Registered a special teams tackle on coverage units.
- At Indianapolis (12/9), punted three times for 165 yards (55.0 avg.) with one kick placed inside the 20-yard line. Boomed a 53-yard punt to the Colts' 16-yard line in the second quarter. Nailed a 57-yard punt to the Colts' 13-yard line late in the fourth quarter.
- Against N.Y. Jets (12/17), punted a career-best 10 times for a career-high 391 yards with four kicks placed inside the 20-yard line. Pinned the Jets deep in their territory with a 44-yard punt that was fair-caught at the New York seven-yard line in the second quarter. Flipped field position with a 43-yard punt that fair-caught at the Jets' eight-yard line in the fourth quarter.

2011 (16/0 – Tennessee): Appeared in all 16 games and set a new franchise record with his 39.4-yard net average, topping Craig Hentrich's previous franchise high of 39.2 yards, set in 1998. Registered a career-high 86 punts for 3,747 yards (43.6 avg.). Set a career-high with 31 punts placed inside the 20-yard line in 2011. Ranked seventh in the AFC with a 39.4-yard net punt avg. Boomed 22 punts of 50 or more yards in 2011.

- Against Baltimore (9/18), punted three times for 119 yards with two punts placed inside the 20-yard line. Nailed a 55-yard punt in the first quarter. Pinned the Ravens deep in their own territory with a 33-yard punt that was downed by Gerald McRath at the Baltimore four-yard line in the opening stanza.
- Against Denver (9/25), punted four times for 176 yards (44.0 avg.). Boomed a 62-yard punt in the first quarter. Nailed a 51-yard punt later in the opening stanza. Kept a Titans' scoring drive alive by scooping up an errant snap and racing 21 yards down the right sideline in the second quarter.
- Against Houston (10/23), punted seven times for 319 yards (45.6 avg.) with two kicks inside the 20-yard line. Tallied a 44-yard punt that was downed at the Texans' eight-yard line in the first quarter. Boomed a 54-yard punt in the second quarter that went out of bounds at the Texans' six-yard line. Launched a 53-yard punt early in the third quarter.
- Against Indianapolis (10/30), tied a career-high with eight punts for 330 yards (41.3 avg.). Placed a 30-yard punt that was fair caught at the Colts' 13-yard line late in the first stanza. Boomed a 55-yard punt in the third quarter and a 54-yard punt in the final stanza.
- At Indianapolis (12/18), punted seven times for 329 yards (47.0 avg.) with a 45.0-yard net avg. Boomed a 55-yard punt to the Colts' 14-yard line in the first quarter. Nailed a 58-yard punt early in the second stanza.
- Against Jacksonville (12/24), punted four times for 172 yards (43.0 avg.) with three kicks placed inside the 20-yard line. Nailed a 47-yard punt that was downed at the Jaguars' three-yard line in the first quarter. Placed a 30-yard punt that was downed at the Jaguars' eight-yard line in the second stanza. Boomed a 51-yard punt that was fair caught at the Jaguars' 16-yard line in the third quarter.
- At Houston (1/1), punted six times for 286 yards (47.7 avg.) and tied a season-best with four kicks placed inside the 20-yard line and a 45.8 net avg. Placed a 35-yard punt that was downed at the Texans' 10-yard line in the first quarter. Nailed a 47-yard punt that was downed at the Texans' three-yard line in the second stanza. Boomed a 58-yard punt in the third quarter. Booted a 52-yard punt that went out of bounds at the Texans' five-yard line in the fourth quarter.

2010 (16/0 – Tennessee): Appeared in all 16 games and finished fifth in the AFC with a 39.1-yard net avg. Registered career-highs with 77 punts, 3,302 yards and 39.1 net avg. Tied a career high with four punts inside the 20-yard line at San Diego (10/31/10). Set new career-high with 352 punt yards at Kansas City (12/26/10). Boomed a career-best 68-yard punt against Philadelphia (10/24/10).

- Against Oakland (9/12), punted four times for 200 yards (50.0 avg.) with two kicks placed inside the 20-yard line. Booted a 37-yard punt that was downed at the Raiders' nine-yard line in the second quarter. Boomed a 59-yard punt in the fourth quarter.
- At N.Y. Giants (9/26), punted five times for 214 yards (42.8 avg.). Placed a 37-yard punt that was downed by Michael Griffin at the Giants' one-yard line, which led to a Titans' safety in the third quarter. Boomed a 55-yard punt in the third quarter.
- At Jacksonville (10/18), punted twice for 98 yards (49.0 avg.) with one kick placed inside the Jaguars' 20-yard line. Boomed a 51-yard punt to the

Jaguars' seven-yard line and Mike Thomas registered a one-yard loss on the return in the first quarter.

- At San Diego (10/31), punted six times for 279 yards (46.5 avg.) and tied a career high by placing four punts inside the Chargers' 20-yard line. Placed a 35-yard punt that was downed at the San Diego nine-yard line. Boomed a 63-yard punt late in the third quarter. Nailed a 48-yard punt that was downed at the Chargers' three-yard line.
- At Houston (11/28), punted seven times for 328 yards (46.9 avg.) with two kicks placed inside the 20-yard line. Boomed a 56-yard punt to the Houston nine-yard line in the first quarter. Nailed a 50-yard punt later in the opening stanza. Booted a 56-yard punt to the Houston 15-yard line in the third quarter.

2009 (6/0 - Denver; 10/0 - Tennessee): In 10 games with Titans, punted 37 times for 1,665 yards with 18 punts placed inside the 20-yard line and ranked fourth in the AFC with a 45.5 gross avg. Appeared in the first six games with the Denver Broncos and punted 27 times for 1,245 yards (46.1 avg.) while placing nine punts inside the 20-yard line.

- Against Dallas (10/4), boomed six punts for 305 yards (50.8 avg.) with two kicks downed inside the 20-yard line. Nailed four punts for a 55.3 average from Denver territory.
- Against Jacksonville (11/1), made his Titans debut and punted four times for 193 yards (48.3 avg.) with three punts placed inside the 20-yard line in the Titans' 30-13 victory. Boomed a 55-yard punt that sailed out of bounds at the Jaguars' seven-yard line in the second quarter. Nailed a 51-yard punt that was downed at the Jaguars' seven-yard line during the final stanza. Perfectly placed a 37-yard punt that was downed at the Jaguars' three-yard line late in the fourth quarter.
- Against Arizona (11/29), punted four times for 184 yards (46.0 avg.) with two kicks placed inside the 20-yard line in the Titans' 20-17 come-from-behind victory. Placed a 38-yard punt that was downed at the Cardinals' 10-yard line in the fourth quarter.
- At Seattle (1/3), punted four times for 214 yards (53.5 avg.), including a career-best 46.5 net avg. and a career-long 67-yard punt in the Titans' season-ending 17-13 victory. Nailed a 56-yard punt to the Seahawks' 19-yard line in the second quarter. Booted a career-best 67-yard punt in the second stanza.

2008 (16/0 - Denver): Appeared in all 16 games and ranked fifth in the league with a 46.7-yard gross punting average that marked the third-best season total by a Bronco in club history (min. 45 punts). Received all-rookie honors from Pro Football Weekly/PFWA and The Sporting News. Punted 46 times for 2,150 yards (46.7 gross / 37.8 net) with 13 punts placed inside the 20-yard line. Tied for the third-fewest touchbacks in the NFL with four, marking the fewest in a season by a Bronco with at least 45 punts since 1997 (Tom Rouen, 4).

- Against San Diego (9/14), punted three times for 161 yards (53.7 avg.)
- Against Tampa Bay (10/5), posted five punts for 248 yards (49.6 avg.) with two kicks placed inside the 20-yard line.
- At N.Y. Jets (11/30), nailed five punts for 214 yards (42.8 avg.) with four kicks inside the 20-yard line.

COLLEGE:

- Played 47 career games at the University of Toledo, punting 189 times for 7,994 yards (42.3 avg.) with 59 punts placed inside the 20-yard line.
- Ranked second in the nation in gross punting average (46.1 yds., 52 punts for 2,399 yards) and was a finalist for the Ray Guy Award (nation's best punter) as a senior.
- Earned third team All-America honors as a senior as the only player from the Mid-American Conference to receive Associated Press All-America honors.
- Named Mid-American Conference's Special Teams Player of the Year as a senior.
- Earned a bachelor's degree in geography from Toledo and posted a 3.38 grade point average while earning CoSIDA second-team academic all-district recognition as a senior.

PERSONAL:

- Married to Tiffany Kern and the couple has a son, Bryce Jeremiah and a daughter, Anelle Naomi.
- Was a two-time first-team all-state selection at Grand Island High School in Grand Island, N.Y., and averaged 39 yards per punt as a senior and 42.5 yards per punt as a junior.
- Also played basketball and was a long jumper and high hurdler on the

track team in high school.

- Follow Kern on Twitter and on Instagram: @brettkern6.
- List of favorites: (movie) "Shooter"; (TV show) "Gold Rush"; (music artist) LeCrae, Thousand Foot Krutch, KB, tobyMac; (school subject) geography; (car) 1969 Dodge Charger; (video game) "FIFA," "Tiger Woods PGA Golf"; (food) spaghetti; and (book) the Bible.
- Born Brett Alan Kern on Feb. 17, 1986, in Grand Island, N.Y.

BRETT KERN'S GAME-BY-GAME

2008 Denver Broncos

Date	Opp	W/L	No	Yds	Avg	Net	TB	In 20	Lg	Blk
Sept 8	@ Oak	W	2	80	40.0	38.5	0	1	42	0
Sept 14	SD	W	3	161	53.7	42.0	1	1	64	0
Sept 21	NO	W	2	105	52.5	37.5	0	0	56	0
Sept 28	@ KC	L	2	77	38.5	38.0	0	0	51	0
Oct 5	TB	W	5	248	49.6	45.8	0	2	63	0
Oct 12	Jax	L	4	192	48.0	39.5	1	0	52	0
Oct 20	@ NE	L	5	243	48.6	32.0	1	1	62	0
Nov 2	Mia	L	4	185	46.3	45.0	0	3	61	0
Nov 6	@ Cle	W	1	29	29.0	24.0	0	0	29	0
Nov 16	@ Atl	W	3	127	42.3	39.3	0	1	52	0
Nov 23	Oak	L	2	112	56.0	11.5	0	0	60	0
Nov 30	@ NYJ	W	5	214	42.8	41.4	0	4	52	0
Dec 7	KC	W	1	52	52.0	20.0	0	0	52	0
Dec 14	@ Car	L	5	241	48.2	39.8	1	0	57	0
Dec 21	Buf	L	0	0	0.0	0.0	0	0	0	0
Dec 28	@ SD	L	2	84	42.0	34.0	0	0	46	0
Totals		8-8	46	2,150	46.7	37.8	4	13	64	0

2009 Denver Broncos/Tennessee Titans

Date	Opp	W/L	No	Yds	Avg	Net	TB	In 20	Lg	Blk
Sept 13	@ Cin	W	8	340	42.5	36.4	0	3	56	0
Sept 20	Cle	W	2	109	54.5	42.5	0	1	57	0
Sept 27	@ Oak	W	2	81	40.5	27.0	1	0	48	0
Oct 4	Dal	W	6	305	50.8	41.7	2	2	62	0
Oct 11	NE	W	5	231	46.2	37.8	1	2	64	0
Oct 19	@ SD	W	4	179	44.8	15.5	2	1	50	0
Nov 1	Jax	W	4	193	48.3	43.3	1	3	55	0
Nov 8	@ SF	W	5	217	43.4	44.0	0	2	57	0
Nov 15	Buf	W	3	119	39.7	31.3	0	2	58	0
Nov 23	@ Hou	W	4	176	44.0	41.5	0	2	51	0
Nov 29	Ari	W	4	184	46.0	41.3	1	2	56	0
Dec 6	@ Ind	L	2	78	39.0	39.0	0	1	46	0
Dec 13	StL	W	3	115	38.3	36.3	0	1	54	0
Dec 20	Mia	W	5	244	48.8	44.0	1	2	59	0
Dec 25	SD	L	3	125	41.7	39.7	0	2	46	0
Jan 3	@ Sea	W	4	214	53.5	46.5	1	1	67	0
Totals		14-2	64	2,910	45.5	38.5	10	27	67	0

* First six games with Denver; final 10 games with Tennessee

2010 Tennessee Titans

Date	Opp	W/L	No	Yds	Avg	Net	TB	In 20	Lg	Blk
Sept 12	Oak	W	4	200	50.0	44.5	0	2	60	0
Sept 19	Pit	L	5	244	48.8	42.2	0	1	57	0
Sept 26	@ NYG	W	5	214	42.8	36.6	1	1	55	0
Oct 3	Den	L	6	245	40.8	31.5	1	0	60	0
Oct 10	@ Dal	W	5	174	34.8	34.6	0	2	45	0
Oct 18	@ Jax	W	2	98	49.0	50.0	0	1	51	0
Oct 24	Phi	W	4	192	48.0	44.0	0	0	68	0
Oct 31	@ SD	L	6	279	46.5	44.2	0	4	63	0
Nov 14	@ Mia	L	5	209	41.8	37.8	1	2	52	0
Nov 21	Was	L	5	169	33.8	31.4	0	2	51	0
Nov 28	@ Hou	L	7	328	46.9	43.6	0	2	56	0
Dec 5	Jax	L	2	72	36.0	36.0	0	0	40	0
Dec 9	Ind	L	4	165	41.3	41.3	0	0	46	0
Dec 19	Hou	W	4	150	37.5	34.5	0	2	46	0
Dec 26	@ KC	L	8	352	44.0	37.0	1	3	58	0
Jan 2	@ Ind	L	5	211	42.2	42.2	0	2	48	0
Totals		6-10	77	3,302	42.9	39.1	4	24	68	0

2011 Tennessee Titans

Date	Opp	W/L	No	Yds	Avg	Net	TB	In 20	Lg	Blk
Sept 11	@ Jax	L	7	291	41.6	34.3	1	2	48	0
Sept 18	Bal	W	3	119	39.7	38.3	0	2	55	0
Sept 25	Den	W	4	176	44.0	32.3	0	0	62	0
Oct 2	@ Cle	W	6	237	39.5	36.5	0	2	64	0
Oct 9	@ Pit	L	4	169	42.3	42.3	0	1	44	0
Oct 23	Hou	L	7	319	45.6	42.7	1	2	54	0
Oct 30	Ind	W	8	330	41.3	34.1	2	2	55	0
Nov 6	Cin	L	7	320	45.7	41.6	1	1	54	0
Nov 13	@ Car	W	5	221	44.2	38.2	1	1	48	0
Nov 20	@ Atl	L	5	225	45.0	39.6	0	0	57	0
Nov 27	TB	W	3	88	29.3	29.3	0	3	41	0
Dec 4	@ Buf	W	5	239	47.8	45.8	0	4	57	0
Dec 11	NO	L	5	226	45.2	37.6	1	1	52	0
Dec 18	@ Ind	L	7	329	47.0	45.0	0	3	58	0
Dec 24	Jax	W	4	172	43.0	41.8	0	3	51	0
Jan 1	@ Hou	W	6	286	47.7	45.8	0	4	58	0
Totals		9-7	86	3,747	43.6	39.4	7	31	64	0

2012 Tennessee Titans

Date	Opp	W/L	No	Yds	Avg	Net	TB	In 20	Lg	Blk
Sept 9	NE	L	4	209	52.3	45.5	0	2	56	0
Sept 16	@ SD	L	7	361	51.6	48.6	1	3	63	0
Sept 23	Det	W	1	41	41.0	41.0	0	0	41	0
Sept 30	@ Hou	L	7	326	46.6	41.7	0	2	60	0
Oct 7	@ Min	L	6	256	42.7	42.8	0	3	53	0
Oct 11	Pit	W	5	261	52.2	44.8	1	2	61	0
Oct 21	@ Buf	W	3	124	41.3	34.7	1	2	57	0
Oct 28	Ind	L	3	130	43.3	39.0	0	1	61	0
Nov 4	Chi	L	6	299	49.8	30.0	1	1	59	1
Nov 11	@ Mia	W	4	208	52.0	48.0	0	3	71	0
Nov 25	@ Jax	L	4	201	50.3	49.0	0	1	57	0
Dec 2	Hou	L	6	303	50.5	39.3	0	2	70	0
Dec 9	@ Ind	L	3	165	55.0	47.0	0	1	57	0
Dec 17	NYJ	W	10	391	39.1	36.4	1	4	55	0
Dec 23	@ GB	L	8	376	47.0	34.4	0	2	54	0
Dec 30	Jax	W	4	204	51.0	35.8	0	1	55	1
Totals		6-10	81	3,855	47.6	40.4	5	30	71	2

2013 Tennessee Titans

Date	Opp	W/L	No	Yds	Avg	Net	TB	In 20	Lg	Blk
Sept 8	@ Pit	W	5	208	41.6	41.4	0	4	55	0
Sept 15	@ Hou	L	8	382	47.8	46.6	0	1	54	0
Sept 22	SD	W	3	140	46.7	44.3	0	2	63	0
Sept 29	NYJ	W	7	293	41.9	40.9	0	4	54	0
Oct 6	KC	L	6	272	45.3	38.8	0	2	56	0
Oct 13	@ Sea	L	4	140	35.0	31.3	0	1	46	0
Oct 20	SF	L	6	263	43.8	43.8	0	3	55	0
Nov 3	@ StL	W	5	228	45.6	35.0	1	1	55	0
Nov 10	Jax	L	5	219	43.8	42.6	0	1	53	0
Nov 14	Ind	L	3	117	39.0	34.0	0	0	48	0
Nov 24	@ Oak	W	4	163	40.8	29.0	0	1	49	1
Dec 1	@ Ind	L	6	222	37.0	32.2	0	4	35	0
Dec 8	@ Den	L	4	201	50.3	43.5	0	0	62	0
Dec 15	Ari	L	3	145	48.3	48.3	0	2	51	0
Dec 22	@ Jax	W	3	140	46.7	38.7	1	0	50	0
Dec 29	Hou	W	6	253	42.2	42.2	0	6	56	0
Totals		7-9	78	3,386	43.4	39.7	2	32	63	1

BRETT KERN'S GAME-BY-GAME CONT.

2014 Tennessee Titans

Date	Opp	W/L	No	Yds	Avg	Net	TB	In 20	Lg	Blk
Sept 7	@ KC	W	6	304	50.7	42.8	0	3	63	0
Sept 14	Dal	L	5	225	45.0	38.0	1	1	54	0
Sept 21	@ Cin	L	4	141	35.3	25.3	2	0	45	0
Sept 28	@ Ind	L	6	265	44.2	41.8	0	2	55	0
Oct 5	Cle	L	4	188	47.0	34.8	0	1	54	1
Oct 12	Jax	W	5	249	49.8	39.8	2	3	69	0
Oct 19	@ Was	L	5	196	39.2	39.0	0	2	44	0
Oct 26	Hou	L	6	310	51.7	48.7	0	2	62	0
Nov 9	@ Bal	L	8	414	51.8	48.8	0	0	58	0
Nov 17	Pit	L	4	141	35.3	31.8	0	2	51	0
Nov 23	@ Phi	L	6	294	49.0	40.7	0	2	57	0
Nov 30	@ Hou	L	5	226	45.2	41.2	0	2	58	0
Dec 7	NYG	L	6	284	47.3	39.2	0	1	55	0
Dec 14	NYJ	L	6	295	49.2	45.3	0	3	56	0
Dec 18	@ Jax	L	5	203	40.6	34.4	1	1	51	0
Dec 28	Ind	L	7	383	54.7	46.1	1	3	79	0
Totals	2-14		88	4,118	46.8	40.8	7	28	79	1

2015 Tennessee Titans

Date	Opp	W/L	No	Yds	Avg	Net	TB	In 20	Lg	Blk
Sept 13	@ TB	W	4	189	47.3	43.0	0	1	57	0
Sept 20	@ Cle	L	6	298	49.7	24.0	0	1	55	0
Sept 27	Ind	L	5	212	42.4	42.4	0	2	49	0
Oct 11	Buf	L	6	251	41.8	31.8	1	3	58	0
Oct 18	Mia	L	3	125	41.7	39.7	0	2	61	0
Oct 25	Atl	L	7	305	43.6	41.9	0	5	54	0
Nov 1	@ Hou	L	7	349	49.9	45.9	0	3	60	0
Nov 8	@ NO	W	5	253	50.6	46.4	0	2	56	0
Nov 15	Car	L	5	259	51.8	39.6	0	0	56	0
Nov 19	@ Jax	L	5	226	45.2	30.0	0	2	56	0
Nov 29	Oak	L	6	287	47.8	39.7	0	1	60	0
Dec 6	Jax	W	3	133	44.3	38.3	0	1	51	0
Dec 13	@ NYJ	L	6	289	48.2	42.8	0	1	55	0
Dec 20	@ NE	L	5	272	54.4	47.2	0	1	61	0
Dec 27	Hou	L	9	427	47.4	43.3	0	7	60	0
Jan 3	@ Ind	L	6	300	50.0	47.0	0	2	52	0
Totals	3-13		88	4,175	47.4	40.3	1	34	61	0

BRETT KERN'S NFL STATISTICS

REGULAR SEASON

Year	Team	GP	No.	PUNTING				Ret	Yds	TB	In	Lg	Blk	Net
				Yds	Avg									
2008	Denver	16	46	2,150	46.7			28	330	4	13	64	0	37.8
2009	Denver/Tennessee	16	64	2,910	45.5			27	249	10	27	67	0	38.5
2010	Tennessee	16	77	3,302	42.9			35	214	4	24	68	0	39.1
2011	Tennessee	16	86	3,747	43.6			36	221	7	31	64	0	39.4
2012	Tennessee	16	81	3,855	47.6			39	405	5	30	71	2	40.4
2013	Tennessee	16	78	3,386	43.4			35	210	2	32	63	1	39.7
2014	Tennessee	16	88	4,118	46.8			43	350	7	28	79	1	40.8
2015	Tennessee	16	88	4,175	47.4			47	605	1	34	61	0	40.3
NFL Totals		128	608	27,643	45.5			290	2584	40	219	79	4	39.6

Single-Game Highs

Punts - 10 vs. N.Y. Jets (12/17/12)
Yards - **427 vs. Houston (12/27/15)**
Gross Avg. - 56.0 vs. Oakland (11/23/08)
Net Avg. - 49.0 at Jacksonville (11/25/12)
Long Punt - 79 vs. Indianapolis (12/28/14)
In20 - **7 vs. Houston (12/27/15)**

Additional Statistics

Special Teams Tackles - 0 (2008), 0 (2009), 0 (2010), 1 (2012)
Rushing - 1 rush for 21 yards vs. Denver (9/25/11)

97



KARL KLUG

DEFENSIVE LINE • 6'3" • 278 lbs • COLLEGE: IOWA
 ACQUIRED: 5TH ROUND - 2011 • NFL EXP. (NFL/TITANS): 5/5
 HOMETOWN: CALEDONIA, MINN.
 GAMES PLAYED/GAMES STARTED: 80/5 (PLAYOFFS: 0/0)



PRO: The Titans used their fifth-round pick in the 2011 NFL Draft on Iowa's Karl Klug (pronounced KLOOG). A largely unheralded selection at the time, Klug proceeded to assemble one of the top seasons in franchise history by a rookie defensive lineman. A blue-collar athlete who plays with tremendous effort and quickness, he led the Titans in 2011 with seven sacks, which also tied for sixth among all NFL rookies and tied for fourth among all NFL defensive tackles. His 3.5 sacks during his second season gave him more total sacks (10.5) than any other Titans defender during that time period. He followed with a pair of two-sack seasons in 2013 and 2014.

CAREER HIGHLIGHTS:

- Against the N.Y. Jets on Sept. 29, 2013, he strip-sacked Geno Smith for a 16-yard loss and recovered the loose ball in the end zone for his first career touchdown.
- In 2012, Klug played in all 16 games for a second consecutive season. His 3.5 sacks gave him a team-high 10.5 total sacks from 2011–2012.
- As a rookie in 2011, Klug compiled a team-high seven sacks. The total tied for sixth place in sacks among all NFL rookies, tied for fourth among all NFL defensive tackles, and led all NFL rookie defensive tackles.
- During his four-year career at Iowa, Klug appeared in 40 games with 26 consecutive starts to end his career. Tallied 140 tackles, including 31 stops for loss, 9.5 sacks, eight quarterback pressures, eight passes defended, four forced fumbles and a fumble recovery.

TITANS TIDBITS:

- Klug has an identical twin brother, Kevin, who played linebacker at Minnesota State University, Mankato. As high school teammates, Kevin played fullback, opening holes for Karl, the team's running back. They have an older sister, Kelsey.
- Klug's small hometown of Caledonia calls itself the "Wild Turkey Capital of Minnesota" and "The Heart of Quilt Country."
- Klug arrived on Iowa's campus as an undersized defender who weighed only 207 pounds at the time.

CAREER TRANSACTIONS:

- The Caledonia, Minn., native was selected by the Titans in the fifth round (142nd overall) of the 2011 NFL Draft.

SEASON RECAPS:

2015 (16/0): Appeared in all 16 games for the fifth consecutive season and finished third on the team with 19 quarterback pressures. Registered 26 tackles, four sacks, a pass defended and forced fumble. Led or tied for the team lead in sacks three times in 2015 (at HOU, at NYJ, at NE). Tied for the team lead in quarterback pressures four times in 2015 (vs. MIA, vs. OAK, at NYJ, at NE).

- At Tampa Bay (9/13), saw action as a reserve at defensive tackle and collected four tackles and two quarterback pressures. Teamed with DaQuan Jones to stuff Doug Martin for no gain on a rush off right guard at the end of the first quarter.
- At Cleveland (9/20), played as a reserve at defensive tackle.
- Against Indianapolis (9/27), played as a reserve at defensive end and totaled three tackles, including a sack and a quarterback pressure. Ended an Indianapolis drive by sacking Andrew Luck for a five-yard loss and forcing a fumble that was recovered by the Colts on third-and-seven early in the third quarter.
- Against Buffalo (10/11), played as a reserve at defensive end.
- Against Miami (10/18), saw action as a reserve on the defensive front and tallied a quarterback pressure.
- Against Atlanta (10/25), played as a reserve at defensive end and

amassed a tackle and a quarterback pressure.

- At Houston (11/1), saw action as a reserve at defensive end and registered a sack. Ended a Texans' drive by dropping Brian Hoyer for an eight-yard sack on third-and-seven in the second quarter.
- At New Orleans (11/8), played as a reserve at defensive tackle and totaled two tackles and a quarterback pressure.
- Against Carolina (11/15), saw action as a reserve at defensive tackle and tallied a quarterback pressure.
- At Jacksonville (11/19), played as a reserve on the defensive line and collected a tackle and two quarterback pressures.
- Against Oakland (11/29), saw action as a reserve at defensive tackle and recorded a tackle, two quarterback pressures and a pass defended.
- Against Jacksonville (12/6), played as a reserve at defensive tackle and posted two tackles and a half sack. Combined with Da'Norris Searcy to drop Blake Bortles for an 11-yard sack on fourth-and-four during the Jaguars' final drive in the fourth quarter.
- At N.Y. Jets (12/13), saw action as a reserve at defensive tackle and amassed three tackles, a sack and two quarterback pressures. Ended a Jets' drive by dropping Ryan Fitzpatrick for a seven-yard sack on third-and-nine late in the third quarter.
- At New England (12/20), played as a reserve at defensive tackle and tallied four tackles, including a half sack and three quarterback pressures. Teamed with Angelo Blackson to drop Tom Brady for a seven-yard sack in the fourth quarter.
- Against Houston (12/27), saw action as a reserve at defensive tackle and notched three tackles and a quarterback pressure.
- At Indianapolis (1/3), played as a reserve at defensive tackle and recorded a tackle and two quarterback pressures.

2014 (16/0): Played in all 16 games for the fourth consecutive season. Registered 31 tackles, two sacks, five quarterback pressures and five stops for loss. Caught one pass for nine yards as a fullback against the N.Y. Giants (12/7/14). Returned two kickoffs for 32 yards. Tied for the team lead in sacks once in 2014 (at KC). Led the team in quarterback pressures once in 2014 (vs. NYJ).

- At Kansas City (9/7), saw action as a reserve at defensive tackle and collected two tackles, including a sack and a quarterback pressure. Ended a Chiefs' drive by sacking Alex Smith for a seven-yard loss on third-and-10 in the third quarter.
- Against Jacksonville (10/12), played as a reserve at defensive tackle and totaled two tackles, including a sack. Dropped Blake Bortles for an eight-yard sack in the second quarter.
- At Washington (10/19), played as a reserve at defensive end and collected two tackles for loss. Stopped Alfred Morris for a one-yard loss on a rush off left end in the third stanza. On the next play, stonewalled Roy Helu for a seven-yard loss on a screen pass. Returned a squib kickoff for 12 yards.
- At Baltimore (11/9), saw action as a reserve at defensive tackle and tallied two tackles, including a stop for loss. Stuffed Bernard Pierce for a one-yard loss on a rush up the middle in the third quarter.
- At Houston (11/30), played as a reserve at defensive tackle and notched three tackles, including a stop for loss and a quarterback pressure. Teamed with Al Woods to stuff Jonathan Grimes for a four-yard loss on a rush off right tackle in the final stanza.
- Against N.Y. Giants (12/7), played as a reserve at defensive tackle and as a short-yardage fullback. Collected his first career reception for seven yards. Converted a fourth-and-one by hauling in his first career catch for nine yards in the second quarter.
- Against N.Y. Jets (12/14), saw action as a reserve at defensive tackle and

collected two tackles, including a team-high three quarterback pressures and a tackle for loss. Stuffed Chris Johnson for a one-yard loss on a rush up the middle late in the second quarter.

2013 (16/3): Played in all 16 games with three starts at defensive tackle and registered 26 tackles, two sacks, four quarterback pressures, two passes defended, two forced fumbles and a fumble recovery for a touchdown. Led or tied for the team lead in quarterback pressures three times (vs. KC, at OAK, vs. HOU).

- Against N.Y. Jets (9/29), posted three tackles, including a strip sack that he recovered for a touchdown. Jolted through the middle and strip-sacked Geno Smith for a 16-yard loss while recovering the loose ball in the end zone for touchdown to make the score 31-6 with 11:45 left to play in the final stanza.
- At Indianapolis (12/1), amassed three tackles, a sack, a forced fumble, a quarterback pressure and a pass defended. Batted down a pass at the line of scrimmage that was intended for Darrius Heyward-Bey in the second quarter. Teamed with George Wilson to stuff Donald Brown for no gain on a rush up the middle in the second quarter. Strip-sacked Andrew Luck for a seven-yard loss, but the loose ball was recovered by the signal caller.
- At Denver (12/8), started at defensive end and totaled a career-high five tackles.

2012 (16/1): Saw action in all 16 games with a start at defensive tackle and posted 12 tackles, 3.5 sacks, five quarterback pressures, a tackle for loss and a pass defended. Led the team in sacks once (at IND). Tied for the team lead in quarterback pressures twice (vs. NE, vs. JAX). Tied a career-high with two sacks at Indianapolis (12/9/12).

- At Jacksonville (11/25), collected his first sack of the season. Halted a Jaguars' drive and got the Titans' offense the ball back with a two-yard sack on third-and-10 in the fourth quarter.
- At Indianapolis (12/9), tallied three tackles, including two sacks, a tackle for loss, a quarterback pressure and a pass defended. Dropped Andrew Luck for a six-yard sack in the second quarter. Ended a Colts' drive by sacking Luck for a 10-yard loss on third-and-seven late in the second quarter. Batted down a pass intended for T.Y. Hilton at the line of scrimmage.
- Against Jacksonville (12/30), recorded a tackle, including a half sack and two quarterback pressures. Ended a Jaguars' drive by combining with Akeem Ayers to sack Chad Henne for a four-yard loss on fourth-and-two late in the fourth quarter.

2011 (16/1): As a rookie, appeared in all 16 games with one start at defensive tackle and led the team with seven sacks. Totaled 32 tackles, 10 quarterback pressures, two tackles for loss, four passes defended and two forced fumbles. Registered his first career NFL sack and the first two forced fumbles of his career against Baltimore (9/18/11). Led or tied for the team lead in sacks six times in 2011 (vs. BAL, at CLE, vs. IND, at BUF, vs. NO, vs. JAX). Tied for the team lead in quarterback pressures once in 2011 (vs. IND). Made his first career NFL start at Atlanta (11/20/11).

- At Jacksonville (9/11), played as a reserve in his first career NFL contest and posted four tackles, including a stop for loss.
- Against Baltimore (9/18), saw action as a reserve at defensive tackle and tallied a sack and two forced fumbles. Stuffed Ricky Williams for a two-yard loss and forced a fumble that was recovered by Jordan Babineaux early in the second quarter. Had an eight-yard strip-sack of Joe Flacco but the loose ball was recovered by the Ravens late in the second quarter.
- At Cleveland (10/2), collected three solo tackles, including a sack. Kept contain and dropped Joshua Cribbs for a seven-yard sack on a reverse pass play on third-and-six in the first quarter.
- Against Indianapolis (10/30), posted two solo tackles, a sack, three quarterback pressures and a pass defended. Halted a Colts' drive by dropping Curtis Painter for an eight-yard sack on third-and-11 in the second quarter.
- At Atlanta (11/20), made his first career NFL start at defensive tackle and collected two tackles.
- Against Tampa Bay (11/27), posted a tackle, a pass defended and two quarterback pressures.
- At Buffalo (12/4), tallied a sack and a pass defended. Ended a Bills' drive by dropping Ryan Fitzpatrick for a six-yard sack on third-and-six in the third quarter. Batted down a pass intended for David Nelson at the line of scrimmage in the third quarter.
- Against New Orleans (12/11), recorded three tackles, including a season-high two sacks and a quarterback pressure. Dropped Drew Brees for a seven-yard sack late in the second quarter. Halted a Saints' drive and got

the Titans' offense the ball back by sacking Brees for a seven-yard loss on third-and-four in the fourth quarter.

- Against Jacksonville (12/24), halted a Jaguars' drive by sacking Blaine Gabbert for an 11-yard loss on third-and-seven in the third quarter.

COLLEGE:

- During his four-year career at Iowa, Klug appeared in 40 games with 26 consecutive starts to end his career. Tallied 140 tackles, including 31 stops for loss, 9.5 sacks, eight quarterback pressures, eight passes defended, four forced fumbles and a fumble recovery.
- As a senior (2010), started all 13 games at defensive tackle and led team with 13 tackles for loss and 5.5 sacks. Posted 57 total tackles en route to earning second-team All-Big Ten honors from league coaches and media and second-team All-Big Ten by Phil Steele's College Football. Honors also included Roy J. Carver Most Valuable Player Award on defense, Iron Hawk Award and Hayden Fry "Extra Heartbeat" Award. Was named a permanent team captain on defense and was selected to participate in East-West Shrine Game. Was one of seven seniors named to 2010 Leadership Group.
- As a junior (2009), started all 13 games at defensive tackle, recording 65 tackles, 13 tackles for loss, four sacks, five passes defended and two forced fumbles. Named first team All-Big Ten by Sporting News and honorable mention All-Big Ten by league coaches. Received the Hustle Team Award for defense.
- As a sophomore (2008), played in 12 games and posted 17 tackles, five tackles for loss, two sacks and a forced fumble.
- As a redshirt freshman (2007), suffered foot injury during pre-season drills and appeared in just one game (vs. Minnesota) and posted one tackle.
- Redshirted in 2006.
- Graduated in December 2010 with a degree in recreational management.

PERSONAL:

- Lives in Franklin, Tenn., with his wife, Stacy, son, Rylan, and daughter, Cora.
- Named first-team All-State as a senior at Caledonia (Minn.) High School after recording 77 tackles and 20 sacks at defensive end. Also had 1,212 rushing yards and 15 touchdowns. Also named to the Minnesota Vikings All-State team, *LaCrosse Tribune* Player of the Year and was a two-time first-team All-Conference player, including Player of the Year as a senior.
- Notched 89 tackles and 18 sacks as a junior.
- Was a three-year wrestling and two-year letterman in track.
- List of favorites: (movie) "Dumb and Dumber"; (TV shows) "SportsCenter" and "Everybody Loves Raymond"; (actor) Will Smith; (music artist) Red Hot Chili Peppers; (school subject) math; (car) 1998 Oldsmobile Cutlass; (book) "Heaven is For Real" by Todd Burpo; (video game) Halo; (food) steak and potatoes; (childhood sports hero) John Randle; and (sports teams as a child) "all the Minnesota teams."
- Born Karl Rainer Klug on March 31, 1988 in La Crosse, Wis.

KARL KLUG'S GAME-BY-GAME

2011 Tennessee Titans

Date	Opp	W/L	P/S	Tot	Solo	Asst	Sk	- Yds	QBP	TFL	Int	- Yds	-TD	PD	FF	FR	- Yds	SpT
Sept 11	@ Jax	L	p	4	2	2	0.0	0.0	0	1	0	0	0	0	0	0	0	0
Sept 18	Bal	W	p	1	1	0	1.0	4.0	0	0	0	0	0	2	0	0	0	0
Sept 25	Den	W	p	1	0	1	0.0	0.0	1	0	0	0	0	1	0	0	0	0
Oct 2	@ Cle	W	p	3	3	0	1.0	7.0	0	0	0	0	0	0	0	0	0	0
Oct 9	@ Pit	L	p	1	0	1	0.0	0.0	0	0	0	0	0	0	0	0	0	0
Oct 23	Hou	L	p	3	3	0	0.0	0.0	0	0	0	0	0	0	0	0	0	0
Oct 30	Ind	W	p	2	2	0	1.0	8.0	3	0	0	0	0	1	0	0	0	0
Nov 6	Cin	L	p	2	1	1	0.0	0.0	2	0	0	0	0	0	0	0	0	0
Nov 13	@ Car	W	p	2	1	1	0.0	0.0	0	1	0	0	0	0	0	0	0	0
Nov 20	@ Atl	L	S	2	1	1	0.0	0.0	0	0	0	0	0	0	0	0	0	0
Nov 27	TB	W	p	1	0	1	0.0	0.0	2	0	0	0	0	1	0	0	0	0
Dec 4	@ Buf	W	p	1	1	0	1.0	6.0	0	0	0	0	0	1	0	0	0	0
Dec 11	NO	L	p	3	2	1	2.0	14.0	1	0	0	0	0	0	0	0	0	0
Dec 18	@ Ind	L	p	1	0	1	0.0	0.0	0	0	0	0	0	0	0	0	0	0
Dec 24	Jax	W	p	2	1	1	1.0	11.0	0	0	0	0	0	0	0	0	0	0
Jan 1	@ Hou	W	p	3	0	3	0.0	0.0	1	0	0	0	0	0	0	0	0	0
Totals				9-7	16/1	32	18	14	7.0	50.0	10	2	0	0	4	2	0	0

2012 Tennessee Titans

Date	Opp	W/L	P/S	Tot	Solo	Asst	Sk	- Yds	QBP	TFL	Int	- Yds	-TD	PD	FF	FR	- Yds	SpT
Sept 9	NE	L	S	0	0	0	0.0	0.0	1	0	0	0	0	0	0	0	0	0
Sept 16	@ SD	L	p	1	1	0	0.0	0.0	0	0	0	0	0	0	0	0	0	0
Sept 23	Det	W	p	2	0	2	0.0	0.0	0	0	0	0	0	0	0	0	0	0
Sept 30	@ Hou	L	p	1	0	1	0.0	0.0	0	0	0	0	0	0	0	0	0	0
Oct 7	@ Min	L	p	1	0	1	0.0	0.0	1	0	0	0	0	0	0	0	0	0
Oct 11	Pit	W	p	1	1	0	0.0	0.0	0	0	0	0	0	0	0	0	0	0
Oct 21	@ Buf	W	p	0	0	0	0.0	0.0	0	0	0	0	0	0	0	0	0	0
Oct 28	Ind	L	p	0	0	0	0.0	0.0	0	0	0	0	0	0	0	0	0	0
Nov 4	Chi	L	p	0	0	0	0.0	0.0	0	0	0	0	0	0	0	0	0	0
Nov 11	@ Mia	W	p	1	1	0	0.0	0.0	0	0	0	0	0	0	0	0	0	0
Nov 25	@ Jax	L	p	1	1	0	1.0	2.0	0	0	0	0	0	0	0	0	0	0
Dec 2	Hou	L	p	0	0	0	0.0	0.0	0	0	0	0	0	0	0	0	0	0
Dec 9	@ Ind	L	p	3	3	0	2.0	16.0	1	1	0	0	0	1	0	0	0	0
Dec 17	NYJ	W	p	0	0	0	0.0	0.0	0	0	0	0	0	0	0	0	0	0
Dec 23	@ GB	L	p	0	0	0	0.0	0.0	0	0	0	0	0	0	0	0	0	0
Dec 30	Jax	W	p	1	1	0	0.5	2.0	2	0	0	0	0	0	0	0	0	0
Totals				6-10	16/1	12	8	4	3.5	20.0	5	1	0	0	1	0	0	0

2013 Tennessee Titans

Date	Opp	W/L	P/S	Tot	Solo	Asst	Sk	- Yds	QBP	TFL	Int	- Yds	-TD	PD	FF	FR	- Yds	SpT
Sept 8	@ Pit	W	p	2	0	2	0.0	0.0	0	0	0	0	0	0	0	0	0	0
Sept 15	@ Hou	L	S	1	1	0	0.0	0.0	0	0	0	0	0	0	0	0	0	0
Sept 22	SD	W	p	3	2	1	0.0	0.0	0	0	0	0	0	0	0	0	0	0
Sept 29	NYJ	W	p	3	1	2	1.0	16.0	0	0	0	0	0	1	1	0	0	0
Oct 6	KC	L	p	2	1	1	0.0	0.0	1	0	0	0	0	0	0	0	0	0
Oct 13	@ Sea	L	p	1	1	0	0.0	0.0	0	0	0	0	0	0	0	0	0	0
Oct 20	SF	L	p	1	0	1	0.0	0.0	0	0	0	0	0	0	0	0	0	0
Nov 3	@ StL	W	p	1	1	0	0.0	0.0	0	0	0	0	0	0	0	0	0	0

Nov 10	Jax	L	S	0	0	0	0.0	0.0	0	0	0	0	0	0	0	0	0	0
Nov 14	Ind	L	p	1	1	0	0.0	0.0	0	0	0	0	0	0	0	0	0	0
Nov 24	@ Oak	W	p	0	0	0	0.0	0.0	1	0	0	0	0	0	0	0	0	0
Dec 1	@ Ind	L	p	3	2	1	1.0	7.0	1	0	0	0	0	1	1	0	0	0
Dec 8	@ Den	L	S	5	1	4	0.0	0.0	0	0	0	0	0	0	0	0	0	0
Dec 15	Ari	L	p	0	0	0	0.0	0.0	0	0	0	0	0	0	1	0	0	0
Dec 22	@ Jax	W	p	1	1	0	0.0	0.0	0	0	0	0	0	0	0	0	0	0
Dec 29	Hou	W	p	2	2	0	0.0	0.0	1	0	0	0	0	0	0	0	0	0
Totals				7-9	16/3	26	14	12	2.0	23.0	4	0	0	0	2	2	1	0

2014 Tennessee Titans

Date	Opp	W/L	P/S	Tot	Solo	Asst	Sk	- Yds	QBP	TFL	Int	- Yds	-TD	PD	FF	FR	- Yds	SpT
Sept 7	@ KC	W	p	2	1	1	1.0	7.0	1	0	0	0	0	0	0	0	0	0
Sept 14	Dal	L	p	3	2	1	0.0	0.0	0	0	0	0	0	0	0	0	0	0
Sept 21	@ Cin	L	p	2	1	1	0.0	0.0	0	0	0	0	0	0	0	0	0	0
Sept 28	@ Ind	L	p	4	2	2	0.0	0.0	0	0	0	0	0	0	0	0	0	0
Oct 5	Cle	L	p	0	0	0	0.0	0.0	0	0	0	0	0	0	0	0	0	0
Oct 12	Jax	W	p	2	1	1	1.0	8.0	0	0	0	0	0	0	0	0	0	0
Oct 19	@ Was	L	p	2	2	0	0.0	0.0	0	2	0	0	0	0	0	0	0	0
Oct 26	Hou	L	p	3	2	1	0.0	0.0	0	0	0	0	0	0	0	0	0	0
Nov 9	@ Bal	L	p	2	2	0	0.0	0.0	0	0	0	0	0	0	0	0	0	0
Nov 17	Pit	L	p	2	2	0	0.0	0.0	0	0	0	0	0	0	0	0	0	0
Nov 23	@ Phi	L	p	3	1	2	0.0	0.0	0	0	0	0	0	0	0	0	0	0
Nov 30	@ Hou	L	p	3	2	1	0.0	0.0	1	1	0	0	0	0	0	0	0	0
Dec 7	NYG	L	p	0	0	0	0.0	0.0	0	0	0	0	0	0	0	0	0	0
Dec 14	NYJ	L	p	2	2	0	0.0	0.0	3	1	0	0	0	0	0	0	0	0
Dec 18	@ Jax	L	p	1	1	0	0.0	0.0	0	1	0	0	0	0	0	0	0	0
Dec 28	Ind	L	p	0	0	0	0.0	0.0	0	0	0	0	0	0	0	0	0	0
Totals				2-14	16/0	31	21	10	2.0	15.0	5	5	0	0	0	0	0	0

2015 Tennessee Titans

Date	Opp	W/L	P/S	Tot	Solo	Asst	Sk	- Yds	QBP	TFL	Int	- Yds	-TD	PD	FF	FR	- Yds	SpT
Sept 13	@ TB	W	p	4	1	3	0.0	0.0	2	0	0	0	0	0	0	0	0	0
Sept 20	@ Cle	L	p	0	0	0	0.0	0.0	0	0	0	0	0	0	0	0	0	0
Sept 27	Ind	L	p	3	2	1	1.0	4.0	1	0	0	0	0	0	1	0	0	0
Oct 11	Buf	L	p	0	0	0	0.0	0.0	0	0	0	0	0	0	0	0	0	0
Oct 18	Mia	L	p	0	0	0	0.0	0.0	1	0	0	0	0	0	0	0	0	0
Oct 25	Atl	L	p	1	0	1	0.0	0.0	1	0	0	0	0	0	0	0	0	0
Nov 1	@ Hou	L	p	1	1	0	1.0	8.0	0	0	0	0	0	0	0	0	0	0
Nov 8	@ NO	W	p	2	0	2	0.0	0.0	1	0	0	0	0	0	0	0	0	0
Nov 15	Car	L	p	0	0	0	0.0	0.0	1	0	0	0	0	0	0	0	0	0
Nov 19	@ Jax	L	p	1	1	0	0.0	0.0	2	0	0	0	0	0	0	0	0	0
Nov 29	Oak	L	p	1	0	1	0.0	0.0	2	0	0	0	0	1	0	0	0	0
Dec 6	Jax	W	p	2	1	1	0.5	5.5	0	0	0	0	0	0	0	0	0	0
Dec 13	@ NYJ	L	p	3	3	0	1.0	7.0	2	0	0	0	0	0	0	0	0	0
Dec 20	@ NE	L	p	4	2	2	0.5	3.5	3	0	0	0	0	0	0	0	0	0
Dec 27	Hou	L	p	3	2	1	0.0	0.0	1	0	0	0	0	0	0	0	0	0
Jan 3	@ Ind	L	p	1	0	1	0.0	0.0	2	0	0	0	0	0	0	0	0	0
Totals				3-13	16/0	26	13	13	4.0	28.0	19	0	0	0	0	1	1	0

KARL KLUG'S NFL STATISTICS

REGULAR SEASON

Year	Team	GP	GS	TACKLES				Yds	QBP
------	------	----	----	---------	--	--	--	-----	-----

77



TAYLOR LEWAN

TACKLE • 6'7" • 309 lbs • COLLEGE: MICHIGAN

ACQUIRED: 1ST ROUND - 2014 • NFL EXP. (NFL/TITANS): 2/2

HOMETOWN: CAVE CREEK, ARIZ.

GAMES PLAYED/GAMES STARTED: 26/21 (PLAYOFFS: 0/0)



PRO: With the 11th overall selection in the 2014 NFL Draft, the Titans selected former Michigan left tackle Taylor Lewan (pronounced leh-WAHN). The 6-foot-7-inch, 309-pound lineman possesses the measurables, athleticism and commitment to be a mainstay in the lineup for years to come. An outgoing personality off the field, he is tenacious and aggressive on it. At Michigan, he was a four-year starter, anchoring the line at left tackle for 48 career starts. As a rookie in 2014, he appeared in 11 games with six starts at left tackle, but was inactive for the final five games because of injury. Lewan became the first offensive tackle selected by the Titans/Oilers in the first round since tackle Brad Hopkins (13th overall) in 1993. Paired with right guard Chance Warmack, who was the 10th overall pick in 2013, the duo became the first offensive linemen to be selected by the franchise in back-to-back first rounds since Mike Munchak (1982) and Bruce Matthews (1983).

CAREER HIGHLIGHTS:

- Lewan was named the Big Ten Conference Offensive Lineman of the Year in 2012 and 2013.
- At the conclusion of the 2011 season, during which Lewan helped pave the way for a pair of 1,000-yard rushers (Denard Robinson and Fitzgerald Toussaint), the Wolverines scored an overtime victory over Virginia Tech in the Sugar Bowl.

TITANS TIDBITS:

- Lewan chose to wear jersey number 77 at Michigan and then at the pro level because of the legacy of Wolverine tackles who have donned the number, including Jake Long and Jon Jansen.
- His father, Dave, was a defensive lineman at the University of Minnesota.
- Lewan has a mustache tattooed on his right index finger and a stick figure tattooed on the outside edge of his right hand that he calls his "right-hand man."
- One of Lewan's close friends with former Carolina Panthers defensive end Craig Roh. The two played together as high school seniors and then went to Michigan at the same time.
- At the 2014 NFL Scouting Combine, Lewan ran the 40-yard dash in 4.87 seconds, beating all other offensive linemen in his class and clocking the fourth-fastest time among offensive linemen from 2010-14. He also ranked among the top offensive linemen at the 2014 combine in the broad jump (first at nine feet, nine inches), vertical jump (tied for third at 30.5 inches) and three-cone drill (fourth at 7.39 seconds).

CAREER TRANSACTIONS:

- A native of Cave Creek, Ariz., Lewan was selected by the Titans in the first round (11th overall) of the 2014 NFL Draft.

SEASON RECAPS:

2015 (15/15): Started 15 games at left tackle. Was inactive for the regular season finale.

- At Tampa Bay (9/13), started at left tackle and was a member of an offensive front that opened holes for Titans rushers to gain 124 yards on the ground.
- At Cleveland (9/20), started at left tackle and helped block for Titans ball carriers to amass 166 rushing yards on 30 carries.
- Against Indianapolis (9/27), started at left tackle and helped protect Marcus Mariota, allowing him to pass for 367 yards.
- Against Buffalo (10/11), started at left tackle.
- Against Miami (10/18), started at left tackle.
- Against Atlanta (10/25), started at left tackle.

- At Houston (11/1), started at left tackle.
- At New Orleans (11/8), started at left tackle and was a member of an offensive line that did not allow a sack on 39 pass attempts and allowed Marcus Mariota to throw for 371 yards and four touchdowns.
- Against Carolina (11/15), started at left tackle.
- At Jacksonville (11/19), started at left tackle.
- Against Oakland (11/29), started at left tackle.
- Against Jacksonville (12/6), started at left tackle and helped block for a Titans' offense that amassed 467 total yards.
- At N.Y. Jets (12/13), started at left tackle.
- At New England (12/20), started at left tackle.
- Against Houston (12/27), started at left tackle and left the game early in the second quarter with an injury.
- At Indianapolis (1/3), was inactive.

2014 (11/6): Named to the *Pro Football Writers of America* All-Rookie team. Appeared in 11 games with six starts at left tackle during his rookie campaign. Was inactive for the final five games because of injury. Made his NFL debut at Kansas City (9/7/14). Made his first career NFL start at left tackle against Jacksonville (10/12/14).

- At Kansas City (9/7), made his NFL debut as a reserve on special teams. Lined up at left tackle late in the fourth quarter.
- Against Jacksonville (10/12), made his first career NFL start at left tackle.
- Against Pittsburgh (11/17), started at left tackle and was a part of an offensive front that did not allow a sack on 24 pass attempts.
- At Philadelphia (11/23), started at left tackle and left the game midway through the fourth quarter with an injury.

COLLEGE:

- In four seasons at Michigan, Lewan appeared in 50 games with 48 starts at left tackle. He started the final 41 games of his career.
- As a senior (2013), started all 13 games at left tackle for the third consecutive season. Named first-team All-American by *Sporting News*, second-team All-American by Walter Camp, *Associated Press*, *CBSSports.com* and *SI.com*. Won the Hugh R. Rader Memorial Award for U-M's top offensive lineman and named Big Ten Rimington-Pace Offensive Lineman of the Year for second consecutive season. Added first-team All-Big Ten (coaches and media), *Sporting News* All-Big Ten, *Athlon Sports* All-Big Ten honors.
- As a junior (2012), started all 13 games at left tackle. Named first-team All-American by Walter Camp, *Associated Press*, *ESPN.com* and *SI.com*. Added Big Ten Rimington-Pace Offensive Lineman of the Year, first-team All-Big Ten (coaches and media), second-team *CBSSports.com* All-American, second-team Phil Steele Postseason All-American, first-team Phil Steele Postseason All-Big Ten, Hugh R. Rader Memorial Award. Against Massachusetts (9/15), scored a touchdown on a fumble recovery to become the first Michigan offensive lineman since 1948 (Bob Erben) to score a touchdown.
- As a sophomore (2011), started all 13 games at left tackle and helped the Wolverines to a Sugar Bowl title. Named second-team All-Big Ten by the league's coaches and honorable mention from the media.
- As a redshirt freshman (2010), appeared in 11 games and started nine contests at left tackle. Named second-team Freshman All-American by *CollegeFootballNews.com*.
- Graduated in December 2013 with a degree in general studies.

PERSONAL:

- Single, splits time between Nashville and Cave Creek, Ariz.

- Attended Chaparral (Scottsdale, Ariz.) High School for his senior year (2009) after spending three years at Cactus Shadows (Phoenix, Ariz.) High School. Played offensive line for the first time as a senior after previously lining up on the defensive line.
- As a senior, started every game and helped lead his team to the 2008 Class 4A-I State Championship Game.
- Senior honors included SuperPrep All-American; Under Armour All-American game participant; Frank Kush Award as the state of Arizona's top interior offensive lineman; *Arizona Republic* and *East Valley Tribune* first-team All-State; and *Desert Sky* first-team All-Region.
- Totaled 96 tackles and seven sacks as a defensive lineman, including 46 tackles and two sacks as a junior.
- Follow Lewan on Twitter: @TaylorLewan77
- Follow Lewan on Instagram: @taylorlewan
- List of favorites: (movies) "Animal House," "Wedding Crashers"; (TV show) "Scrubs"; (actor) Vince Vaughn; (music artist) Eric Church; (school subjects) history; (car) Ford; (favorite athlete as a child) John Elway; (video game) Super Smash Bros.; and (food) "Anything chicken."
- Born Taylor Curtis Lewan in Loomis, Calif., on July 22, 1991.

TAYLOR LEWAN'S NFL STATISTICS

REGULAR SEASON

Year	Team	GP	GS
2014	Tennessee	11	6
2015	Tennessee	15	15
NFL Totals		26	21

Starts Breakdown:

2014 - LT 6; 2015 - LT 15

Additional Career Statistics

Tackles - 2 (2015)

78



JOE LOONEY

CENTER • 6'3" • 315 lbs • COLLEGE: WAKE FOREST

ACQUIRED: FREE AGENT - 2015

NFL EXP. (NFL/TITANS): 4/1 • HOMETOWN: LAKE WORTH, FLA.

GAMES PLAYED/GAMES STARTED: 27/10 (PLAYOFFS: 0/0)



PRO: The Titans signed offensive lineman Joe Looney on Oct. 20, 2015 after Brian Schwenke was lost for the season with a leg injury. The fourth-year veteran was originally drafted by the San Francisco 49ers in the fourth round of the 2012 NFL Draft. The 6-foot-3-inch, 315-pounder has the ability to play center and also swing inside to line up at guard.

CAREER HIGHLIGHTS:

- In 2014, Looney appeared in 15 games with four starts for the San Francisco 49ers. He showed versatility starting at left guard, right guard and center.

TITANS TIDBITS:

- Looney's father, James, played football at Louisville. Looney's young brother, James Jr., is currently a sophomore defensive tackle at the University of California.
- Looney was a member of Athletes in Action at Wake Forest. AIA is a Christian ministry on campus that is geared towards athletes of all sports. "We had meetings every Tuesday night and we would sing and listen to sermons," said Looney. "It's just amazing." Joe eventually joined the Servant Leadership Team after a life-changing event. "I went to the AIA Ultimate Training Camp that they have in Colorado." Athletes received Biblical perspective on topics like motivation, attitude, persevering through tough times, and winning and losing. "It was a pretty amazing experience and it just changed my life."

CAREER TRANSACTIONS:

- The Lake Worth, Fla., native was originally selected by the San Francisco 49ers in the fourth round (117th overall) of the 2012 NFL Draft.
- Released by the 49ers on Sept. 4, 2015.
- Signed by the Titans as a free agent on Oct. 20, 2015.

SEASON RECAPS:

2015 (8/6 - Tennessee): Appeared in eight games with six starts in his first season with the Titans. Started three games at center and three games at left guard.

- Against Atlanta (10/25), made his Titans debut as a reserve at center in the second half after Andy Gallik left the game with an injury.
- At Houston (11/1), made his first start with the Titans at center.
- At New Orleans (11/8), started at left guard and was a member of an offensive line that did not allow a sack on 39 pass attempts and allowed Marcus Mariota to throw for 371 yards and four touchdowns.
- Against Carolina (11/15), started at left guard.
- At Jacksonville (11/19), started at left guard.
- Against Oakland (11/29), dressed but did not play.
- Against Jacksonville (12/6), dressed but did not play.
- At N.Y. Jets (12/13), dressed but did not play.
- At New England (12/20), entered the game as a reserve at center in the third quarter and played the second half.
- Against Houston (12/27), started at center.
- At Indianapolis (1/3), started at center.

2014 (15/4 - San Francisco): Played in 15 games and made four starts, including two starts at right guard, one start at center and one start at left guard. Was inactive for one contest.

- At Dallas (9/7), made his first career start at right guard.
- Against Philadelphia (9/28), helped pave the way for the 49ers offense to rush for 218 yards on 42 attempts (5.2 avg.). Also helped the 49ers offense hold the ball for 42:17.

- At Seattle (12/14), made his first career start at center.

2013 (4/0, 0/0 - San Francisco): Played in four games as a reserve. Was inactive for 12 games and all three postseason contests.

- At Washington (11/25), made his NFL debut.

2012 (0/0, 0/0 - San Francisco): Spent the entire season on the team's 53-man roster and was inactive for each game.

COLLEGE:

- Played in 48 games with 41 starts in four seasons at Wake Forest.
- As a senior, started all 13 games at left guard and was tabbed a second-team All-ACC selection.
- In 2010, started all 10 games he appeared in and led all offensive linemen with a grade of 84 percent for the season.
- As a sophomore, played in 12 games with 11 starts and was a preseason Third-Team All-ACC selection by Athlon Sports.
- In 2008, played in 13 games with seven starts and was one of three true freshman to see action for the Demon Deacons.
- Graduated with a degree in history from Wake Forest.

PERSONAL:

- Attended Lake Worth (Fla.) High School and was a four-year starter.
- As a senior, earned first-team all-state honors from the Florida Sports Writers Association. Also named First-Team All-Palm Beach County by the *South Florida Sun-Sentinel*.
- Named second-team all-state as a junior.
- Born Joe Looney on Aug. 31, 1990 in Lake Worth, Fla.

JOE LOONEY'S NFL STATISTICS

REGULAR SEASON

Year	Team	GP	GS
2012	San Francisco	0	0
2013	San Francisco	4	0
2014	San Francisco	15	4
2015	Tennessee	8	6
NFL Totals		27	10

PLAYOFFS

Year	Team	GP	GS
2012	San Francisco	0	0
2013	San Francisco	0	0
NFL Totals		0	0

Starts Breakdown:

2014 - RG 2, LG 1, C 1; 2015 - C 3, LG 3

8



2015



MARCUS MARIOTA

QUARTERBACK • 6'4" • 222 lbs • COLLEGE: OREGON

ACQUIRED: 1ST ROUND - 2015 • NFL EXPERIENCE: ROOKIE

HOMETOWN: HONOLULU, HAWAII

GAMES PLAYED/GAMES STARTED: 12/12 (PLAYOFFS: 0/0)



PRO: The Titans used the second overall pick in the 2015 NFL Draft on Oregon quarterback Marcus Mariota. He enters his rookie campaign with the expectation of starting from day one, and if he does so, he will become the first player in franchise history to open his rookie season as the starting quarterback. The 6-foot-4-inch, 222-pound signal caller is the fifth Heisman Trophy winner to be drafted by the Oilers/Titans, joining Billy Cannon, Earl Campbell, Mike Rozier and Eddie George. At Oregon, Mariota broke nearly every major passing record for the school, totaling 10,796 career passing yards and 105 touchdown passes. The three-time All-Pac-12 selection started every game over his three collegiate seasons, earned a 36-5 record, completed at least one touchdown pass in every game, and is one of four players in FBS history to pass for 10,000 yards and rush for 2,000 yards (2,237) in a career, joining Dan LeFevour, Robert Griffin III and Colin Kaepernick. His gaudy statistics were complemented by steady leadership, superior athleticism and a sterling reputation off the field, earning him numerous accolades on and off the field. At the 2015 NFL Scouting Combine, he finished among the top three quarterbacks in the 40-yard dash, vertical jump, broad jump, three-cone drill and 20-yard shuttle. His 4.52-second 40-yard dash gave him the fastest quarterback time at the Combine since Robert Griffin III's 4.41 in 2012.

CAREER HIGHLIGHTS:

- Mariota earned a 36-5 starting record as a starter at Oregon. He completed at least one touchdown pass in all 41 games during his three seasons there, which ranks second in NCAA history. He became one of four players in FBS history to pass for over 10,000 yards (10,796) and run for over 2,000 yards (2,237) in a career (Dan LeFevour, Robert Griffin III and Colin Kaepernick).
- Mariota was awarded the Heisman Trophy on Dec. 13, 2014. He became the first winner from the University of Oregon and the first player born in Hawaii to receive the honor. In the balloting, he received 2,534 total points, or 90.9 percent of the total points possible. Only one player in Heisman history—Ohio State quarterback Troy Smith in 2006—garnered a higher percentage. Mariota received 788 first-place votes, while the runner-up, Wisconsin running back Melvin Gordon, received 1,250 total points and 37 first-place votes. Alabama wide receiver Amari Cooper finished third with 1,023 points and 49 first-place votes. The point total is reached by a system of three points for a first place vote, two for a second and one for a third.
- As a junior in 2014, Mariota led Oregon to an appearance in the College Football Playoff Championship Game after completing 304 of 445 passes for 4,454 yards with 42 touchdown passes and only four interceptions. He also rushed for 770 yards and 15 touchdowns and even caught a touchdown pass. His 58 total touchdowns in a season (passing, rushing and receiving) shattered the previous Pac-12 record of 41 (Matt Barkley, 2011).

TITANS TIDBITS:

- Not given to demonstrative expression, Mariota often limits his touchdown "celebration" to a simple series of gestures: three taps on his chest and pointing to the sky as a way to show appreciation for his mother, father and younger brother.
- His father, Toa, works in homeland security, while his mother, Alana, works for Follett School Solutions. His brother, Matthew, is a freshman linebacker at Oregon.
- Mariota credits much of his athletic success to playing soccer in his youth. By the time he was eight years old, he was wearing a soccer jersey with the number 8, and he has kept the jersey number ever since then.
- During his time in Eugene, Ore., Mariota became a fixture at the Boys and Girls Club of Emerald Valley, spending time on a weekly basis with kids

at the center. For his efforts in the community, he was awarded with the inaugural Play It Forward Award at the 63rd Annual Oregon Sports Awards in June 2015.

- Mariota's "bucket list" includes boogie boarding in Bali and traveling to Europe and South America.

CAREER TRANSACTIONS:

- The Honolulu, Hawaii, native was selected by the Titans in the first round (second overall) of the 2015 NFL Draft.

SEASON RECAPS:

2015 (12/12): Started 12 games at quarterback and set franchise rookie records with 230 completions, 370 pass attempts, 2,818 passing yards and 19 passing touchdowns. Finished second on the team with 252 rushing yards with two touchdowns. Was inactive for four contests, including the final two games. Became the only player in NFL history to pass for at least 250 yards with three touchdowns and rush for more than 100 yards in the same game against Jacksonville (12/6/15). Notched four games with at least three touchdown passes, tying Peyton Manning (1998) for the most ever by an NFL rookie. Made his NFL debut and first career start at Tampa Bay (9/13/15) and became the second rookie in NFL history to throw at least three touchdown passes in a season opener. He joined former Vikings quarterback Fran Tarkenton, who passed for four touchdowns on Sept. 17, 1961. Became the first quarterback in NFL history to record six total touchdown passes within the first two games of his career. His 129.9 passer rating was the highest rating by any Super Bowl-era quarterback (since 1966) in his first two career starts. Was named NFL Offensive Rookie of the Month for September after completing 61 of 96 passes for 833 yards with eight touchdowns for a 110.3 passer rating. Was named AFC Offensive Player of the Week after completing 13 of 15 passes for 209 yards with four touchdown passes to record a perfect passer rating of 158.3 at Tampa Bay (9/13/15). He is the first player since at least 1933 with a perfect passer rating in his first game (minimum 10 attempts) and the first player in the Super Bowl era (since 1966) with a perfect rating in his first start (minimum 10 attempts). Received his second AFC Offensive Player of the Week honor after connecting on 28 of 39 passes for 371 yards with four touchdowns in leading the Titans to a 34-28 overtime victory against New Orleans (11/8/15). Broke his own franchise rookie record with 371 passing yards at New Orleans (11/8/15), topping the 367 yards he recorded against the Indianapolis Colts (9/27/15). Rushed for a career-high 112 yards against Jacksonville (12/6/15), the most by a quarterback in franchise history in a single game. His 87-yard touchdown run against Jacksonville (12/6/15) was the longest run in franchise history by a quarterback and the fifth-longest run overall for the team. Since 1960, only two quarterbacks have recorded a run longer than Mariota's 87-yarder (Terrelle Pryor 93-yard touchdown on 10/27/13 and Colin Kaepernick 90-yard touchdown run on 12/20/14). Led the team in rushing twice in 2015 (vs. BUF, vs. JAX).

• At Tampa Bay (9/13), started at quarterback in his NFL debut. Named AFC Offensive Player of the Week after completing 13 of 15 passes for 209 yards with four touchdowns for a perfect passer rating of 158.3. He is the first player since at least 1933 with a perfect passer rating in his first game (minimum 10 attempts) and the first player in the Super Bowl era (since 1966) with a perfect rating in his first start (minimum 10 attempts). He also became the first quarterback in franchise history to start the opening game of his rookie season. Extended the Titans' opening touchdown drive with a 22-yard strike to Delanie Walker on third-and-10 in the first quarter. Gave the Titans a 7-0 lead with a 52-yard touchdown toss to Kendall Wright with 13:10 left to play in the first quarter. Made the score 21-0 with a 12-yard touchdown toss to Bishop Sankey with 6:49 left to play in the

first stanza. Connected with Harry Douglas for a four-yard touchdown on third-and-four in the second quarter. Posted his fourth touchdown pass of the afternoon with a one-yard strike to Walker on third-and-one with 48 seconds remaining in the first half.

- At Cleveland (9/20), started at quarterback and completed 21 of 37 passes for 257 yards with two touchdowns passes for a 96.3 passer rating. Rushed three times for 19 yards. Found a wide open Anthony Fasano across the field on a broken play for a 33-yard reception in the third quarter. Got the Titans on the scoreboard with a 19-yard touchdown pass to Fasano with 1:36 remaining in the third quarter. Kept the Titans' second scoring drive alive with a five-yard scramble on third-and-three in the fourth quarter. Extended the Titans' second scoring drive by finding a leaping Craig Stevens for a 13-yard grab on third-and-one in the final stanza. Cut the Browns' lead to 21-14 with a 13-yard touchdown strike to Dorial Green-Beckham on fourth-and-six with 6:42 left to play in the game.
- Against Indianapolis (9/27), started at quarterback and completed 27 of 44 passes for 367 yards with two touchdowns and two interceptions. Helped set up the Titans' initial field goal with a 35-yard pass to Dexter McCluster in the second quarter. Helped set up the Titans' first touchdown of the afternoon with a 26-yard pass to Anthony Fasano on third-and-10 in the second quarter. Extended the Titans' first touchdown drive with a 19-yard pass to Delanie Walker on third-and-13 in the second stanza. Cut the Colts' lead to 14-10 with a seven-yard touchdown pass to Kendall Wright with 19 seconds remaining in the second quarter. Gave the Titans a 24-14 advantage with a three-yard touchdown toos to Dorial Green-Beckham in the corner of the end zone with 9:36 left to play in the third stanza. Kept the Titans' final touchdown drive alive with a 13-yard strike to Walker on third-and-10. Extended the play and found a streaking Green-Beckham for a 19-yard pass on the final touchdown drive.
- Against Buffalo (10/11), started at quarterback and completed 21 of 32 passes for 187 yards with an interception. Led the team with 47 rushing yards on five carries. Kept the Titans' initial scoring drive alive with a six-yard pass to Harry Douglas on third-and-four and an 11-yard scramble on third-and-eight in the first quarter. Extended the Titans' touchdown drive with an 11-yard connection to Douglas on third-and-four in the third quarter. Converted a third-and-11 with a 12-yard pass to Justin Hunter during the Titans' scoring drive early in the fourth quarter.
- Against Miami (10/18), started at quarterback and connected on 21 of 33 passes for 219 yards with a touchdown and two interceptions. Kickstarted the Titans' touchdown drive with a 32-yard strike to Dorial Green-Beckham late in the third quarter. Cut the Dolphins' lead to 24-10 with a three-yard touchdown toss to Dexter McCluster on the final play of the third quarter.
- Against Atlanta (10/25), was inactive.
- At Houston (11/1), was inactive.
- At New Orleans (11/8), returned to the lineup as the starter at quarterback. Named AFC Offensive Player of the Week after completing 28 of 39 passes for franchise rookie record 371 yards with four touchdowns in leading the Titans to a 34-28 overtime victory. Connected on all six passes for 62 yards and a touchdown during the game-winning overtime drive. With four touchdown passes, improved his season total to 13 and broke the franchise's single-season rookie record for touchdown passes. Cut the Saints' lead to 14-10 by lobbing up a pass to Delanie Walker that was deflected, caught and turned into a 61-yard touchdown pass with a minute left to play in the opening stanza. Found Walker for a two-yard touchdown pass in the back of the end zone with 8:08 remaining in the second quarter. Kept the Titans' game-tying touchdown drive alive with a 10-yard connection to Harry Douglas on third-and-six in the fourth quarter. Connected with Justin Hunter on an eight-yard touchdown pass and then hooked up with Delanie Walker for a two-point conversion to even the score at 28-28 with 7:06 left to play in the fourth quarter. Extended the Titans' game-winning touchdown drive with a nine-yard pass to Dorial Green-Beckham on third-and-two in overtime. Gave the Titans a 34-28 overtime victory with a five-yard touchdown pass to Anthony Fasano with 9:50 left to play in the extra session.
- Against Carolina (11/15), started at quarterback and completed 16 of 24 passes for 185 yards with an interception. Rushed five times for 24 yards. Extended the Titans' first touchdown drive with three third-down conversions: a 21-yard strike to Delanie Walker on third-and-12, a nine-yard scamper on third-and-five and a 19-yard pass to Anthony Fasano on third-and-five in the first quarter. Kept the Titans' second scoring drive alive with a 14-yard pass to Dexter McCluster on third-and-four in the second stanza.
- At Jacksonville (11/19), started at quarterback and completed 22 of 35 passes for 231 yards. Rushed five times for 29 yards with his first career rushing touchdown. Kept the Titans' first scoring drive alive with a nine-

yard connection to Dexter McCluster on third-and-six in the first quarter. Extended the Titans' touchdown drive with an eight-yard pass to Anthony Fasano on third-and-eight in the third quarter. Gave the Titans a 13-9 lead with a 23-yard touchdown run with 5:22 left to play in the third quarter.

- Against Oakland (11/29), started at quarterback and completed 17 of 37 passes for 218 yards with three touchdowns and two interceptions. Kickstarted the Titans' first touchdown drive with a 36-yard strike to Delanie Walker in the first quarter. Gave the Titans an early 6-0 lead with a 20-yard touchdown pass to Craig Stevens with 5:53 left to play in the opening stanza. Cut the Raiders' lead to 17-14 with a 13-yard touchdown pass to Harry Douglas and a two-point conversion connection with Dorial Green-Beckham with 6:22 left to play in the third quarter. Kept the Titans' fourth quarter touchdown drive alive with a 14-yard pass to Antonio Andrews on third-and-11 in the fourth quarter. Gave the Titans a 21-17 lead with a one-yard touchdown toss to Jalston Fowler with less than five minutes to play in the fourth quarter. During the fourth quarter, broke Vince Young's franchise record for the most passing yards during a rookie season.
- Against Jacksonville (12/6), started at quarterback and completed 20 of 29 passes for 268 yards with three touchdowns and an interception for a 118.2 passer rating. Rushed nine times for a career-best 112 yards with a touchdown. Became the only player in NFL history to pass for at least 250 yards with three touchdowns and rush for more than 100 yards in the same game. His 112 rushing yards are the most by a quarterback in franchise history in a single game. Kept the Titans' first touchdown drive alive with three third-down conversions: a 26-yard strike to Dorial Green-Beckham on third-and-11, and two nine-yard tosses to Kendall Wright on third-and-one and third-and-five. Gave the Titans a 7-0 lead with a 10-yard touchdown pass to Craig Stevens with 4:15 remaining in the first quarter. Extended the Titans' second touchdown drive with a 29-yard dart to Delanie Walker on third-and-seven in the second quarter. Increased the Titans' lead to 14-6 with a seven-yard touchdown pass to Walker on third-and-seven in the second stanza. Kept the Titans' two-minute scoring drive alive with a 20-yard connection to Green-Beckham on third-and-10 late in the first half. Gave the Titans a 28-19 lead with a 47-yard touchdown pass to Green-Beckham on the first play of the fourth quarter. Helped the Titans recapture the lead at 35-32 with a record-breaking 87-yard touchdown run on third-and-seven midway through the fourth quarter. The 87-yard touchdown run was the longest run in franchise history by a quarterback, the third longest run by a quarterback in NFL history and the fifth-longest run overall for the team.
- At N.Y. Jets (12/13), started at quarterback and completed 21 of 39 passes for 274 yards with an interception. Collected his first career reception which resulted in a 41-yard touchdown. Extended the Titans' touchdown drive with a one-yard toss to Dexter McCluster on third-and-one in the third quarter. Scored the Titans only touchdown with a 41-yard touchdown reception down the right sideline from Antonio Andrews with 4:09 left to play in the third quarter. Converted the two-point conversion with a pass to Dexter McCluster.
- At New England (12/20), started at quarterback and completed three of six passes for 32 yards before leaving the game in the second quarter with an injury.
- Against Houston (12/27), was inactive.
- At Indianapolis (1/3), was inactive.

COLLEGE:

- Mariota started every game over a three-year period (2012-14), going 36-5 as a starter after redshirting in 2011. His career passing statistics included 1,167 attempts, 779 completions, 10,796 yards, 105 touchdowns, 14 interceptions and an efficiency rating of 171.8. Additionally, he rushed 337 times for 2,237 yards and 29 touchdowns and recorded two touchdown receptions.
- He became one of four players in FBS history to pass for over 10,000 yards (10,796) and run for over 2,000 yards (2,237) in a career. He set University of Oregon records for career total offense (13,033 yards), passing yards (10,796), completions (779), touchdown passes (105), rushing yards by a quarterback (2,237), completion percentage (66.8), total touchdowns (136) and total points accounted for (816). He was the 14th player in conference history to eclipse the 10,000-yard barrier in total offense, and he ended his career ranked seventh all-time in Pac-12 career passing yards.
- He completed at least one touchdown pass in all 41 games in which he played, good for second in NCAA history behind Marshall's Rakeem Cato (46).
- From 2012 to 2013, Mariota set the Pac-12 record with 353 consecutive passes without an interception. He became the only player in league

history to put together multiple interception-free streaks of 200 attempts or more.

- Mariota became the Pac-12's first quarterback ever to be named first-team All-Conference three times.

AS A JUNIOR (2014), started all 15 games en route to the team's appearance in the College Football Playoff Championship Game. Completed 304 of 445 pass attempts for 4,454 yards (third in FBS) with 42 touchdowns (second) and four interceptions. Rushed 135 times for 770 yards and 15 touchdowns. Had the nation's top passer efficiency rating at 181.7.

- Became the Ducks' first Heisman Trophy winner and the first Heisman winner from the state of Hawaii. Also became Oregon's second unanimous first-team All-American of all time. Additional honors included Player of the Year by the Associated Press and the Walter Camp Football Foundation, the Maxwell Award, the Davey O'Brien National Quarterback Award and the Johnny Unitas Golden Arm Award. Named Pac-12 Offensive Player of the Year and 2015 Rose Bowl Offensive MVP.
- His 58 total touchdowns—42 passing, 15 rushing and one receiving—set the single-season conference record, breaking Matt Barkley's (USC) mark of 41 from 2011. His passing touchdowns also marked a new conference best.
- Led the Ducks to No. 2 in the final Associated Press rankings. Directed the third-overall rated offense in the country (547 yards per game) and the 10th-ranked passing offense (312.5).
- Against Michigan State (9/6), completed 17 of 28 passes for 318 yards to earn Walter Camp National FBS and Pac-12 Conference offensive player-of-the-week accolades.
- At Washington State (9/20), completed 21 of 25 passes for 329 yards and five touchdowns.
- Against Arizona (10/2), caught the second touchdown pass of his collegiate career (26 yards).
- Against California (10/24), had his string of 253 consecutive pass attempts without an interception snapped but nevertheless passed for 326 yards and five touchdowns. It was the first of two consecutive conference Player of the Week performances (11/1 vs. Stanford).
- At Utah (11/8), rushed for a season-high 114 yards (one touchdown) to go along with 239 passing yards and three passing touchdowns.
- At Oregon State (11/29), passed for 367 yards and four touchdowns and added 39 yards and two touchdowns rushing in the regular season finale.
- Against Arizona (12/5), passed for a season-high 367 yards (19-25) in the Pac-12 Championship Game. He also rushed for a career-high three touchdowns in the 51-13 victory.
- Against Florida State (1/1/15), recorded a season-high 26 completions (36 attempts) for 338 yards, scoring two touchdowns through the air and one on the ground in the College Football Playoff Semifinal Rose Bowl victory.
- Against Ohio State (1/12/15) in the inaugural College Football Playoff Championship game, completed 24 passes for 333 yards and two touchdowns, including a 70-yard touchdown toss. Added 39 rushing yards.

AS A SOPHOMORE (2013), started all 13 games and was 245-of-386 passing (65.8 percent) for 3,665 yards, 31 touchdowns and four interceptions. Rushed 96 times for 715 yards and nine touchdowns.

- Named first-team All-Pac-12 for the second consecutive season and named Oregon's Most Inspirational Player in a vote of his teammates. Led the Pac-12 in passing efficiency (167.7), passing yards per completion (14.96 avg.) and total points responsible for (240) while ranking seventh in the country in the former two categories and tied for ninth in the latter. Nationally, rated ninth in total offense (336.9), 12th in touchdown passes (31) and 14th in passing yards per game (281.9). Became the first player in school history to eclipse 4,000 yards of total offense in a single season (4,380) and was one of three league players to surpass the previous Pac-12 season record in 2013. Set school records for most points responsible for, completions (245) and most total touchdowns (40), and finished second on the single-season passing yards ledger (3,665). Broke Pac-12 and Oregon pinnacles for consecutive pass attempts without an interception in both a single season (285) and a career (353). Extended his streak of tossing at least one touchdown pass in every game of his career (26).
- Against Virginia (9/7), became the first Ducks quarterback to rush for at least 100 yards in consecutive appearances (113 yards and two touchdowns vs. Nicholls on 8/31; 122 yards and one score at Virginia).
- Against Tennessee (9/14), passed for a career-high 456 yards while completing 23-of-33 passes with four touchdowns. Added 27 yards on the ground to finish with a career-high 483 yards of total offense, the second-

highest total in Oregon history.

- At Colorado (10/5), set a modern UO record with seven total touchdowns. Passed for 355 yards and five touchdowns (no interceptions) and rushed for 43 yards and a pair of touchdowns.
- At Washington (10/12), became the first Oregon player since 2005 (Paul Martinez) to earn conference player-of-the-week accolades for two consecutive weeks.
- Against Texas (12/30), capped the year running for a season-high 133 yards in the Alamo Bowl win over Texas and added 253 passing yards

AS A REDSHIRT FRESHMAN (2012), started all 13 games and was 230-of-336 passing for 2,677 yards with 32 touchdowns and six interceptions. Rushed 106 times for 752 yards and five touchdowns.

- Won honorable mention All-American and Pac-12 Offensive Freshman of the Year honors and became the Pac-12's first freshman quarterback to earn first-team all-league honors in 23 years. Recorded at least one touchdown pass in every game and set a conference freshman record for most touchdown passes in a season. Led the conference and ranked seventh in the country in passing efficiency (163.23). Led the league in completion percentage (68.45), falling just short of the NCAA freshman record of 69.5 percent (Sam Bradford, Oklahoma, 2007). Finished second on Oregon's single-season total offensive yards list (3,429) and ninth in passing yards (2,677). The Ducks' second-leading rusher (752) also ran for more yards in one year than any other quarterback in school history, including a single-game best 135 yards at Arizona State.
- Threw only one interception over his final seven games, a stretch that included 119 consecutive pass attempts without an interception.
- Against Arkansas State (9/1), completed 18 of 22 passes for 200 yards and three touchdowns in his collegiate debut, beginning a stretch of nine consecutive touchdown drives to begin his collegiate career (seven vs. Arkansas State, two vs. Fresno State).
- Against Tennessee Tech (9/15), became the first freshman signal-caller in school history to pass for more than 300 yards in a single game (308).
- At Arizona State (10/18), rushed for 135 yards, including an 86-yard touchdown run that was the longest ever by an Oregon quarterback and the fifth-longest touchdown sprint in school history.
- At California (11/10), completed a season-high 27 passes (34 attempts) for 377 yards while tying a school record with six touchdown passes. Amassed a first-year best 419 yards of total offense.
- At USC (11/3), accumulated 400 yards of total offense in a 62-51 win, completing 20 of 23 passes for 304 yards and four touchdowns and adding 96 rushing yards.
- Against Kansas State (1/3/13), completed 12 of 24 passes for 166 yards and two touchdowns to go along with 62 yards and one score on the ground in a Fiesta Bowl win.
- Redshirted in 2011.
- The second-team academic all-conference choice graduated from Oregon in December 2014 with a degree in general science.

PERSONAL:

- Splits time between Nashville and Honolulu, Hawaii.
- Attended Saint Louis (Honolulu, Hawaii) High School, where as a senior he threw for 2,597 yards on 165-of-255 passing (64.7%), including 32 touchdowns against only five interceptions. Guided the Crusaders to an 11-1 record and a state title. Also rushed the ball 60 times for 455 yards (7.6 yards per carry) and seven scores.
- Rated a four-star recruit by 247Sports.com and garnered three stars from both Rivals.com and Scout.com. Rated the No. 6 recruiting prospect in the state of Hawaii and No. 12 overall quarterback in the nation by Rivals.com. Named PrepStar Magazine All-West Region, Interscholastic League of Honolulu Offensive Player of the Year and first-team All-ILH. Played in the NUC All-World Gridiron Classic, a high school all-star bowl in Columbia, S.C.
- List of favorites: (movie) "The Longest Yard"; (TV show) "The Fresh Prince of Bel-Air"; (actor) Dwayne Johnson; (pregame playlist) The Green, Drake; (video game) "FIFA"; (food) steak, Kalua pork; (guilty pleasure) Cookies 'n' Cream Pizookie from BJ's Restaurant & Brewhouse; and (athlete as a child) Emmitt Smith.
- Born Marcus Ardel Taulaunui Mariota on Oct. 30, 1993 in Honolulu, Hawaii.

MARCUS MARIOTA'S COLLEGE STATISTICS

Year	Team	GP/GS	Att	Cmp	Pct	PASSING								RUSHING					
						Yds	Yd/Att	TD	INT	Lg	Sk	Yds	Rat	Att	Yds	Avg	Lg	TD	
2011	Oregon	0/0												Redshirt Season					
2012	Oregon	13/13	336	230	68.5	2,677	8.0	32	6	55	17	103	163.2	106	752	7.1	86	5	
2013	Oregon	13/13	386	245	63.5	3,665	9.5	31	4	75	18	111	167.7	96	715	7.4	71	9	
2014	Oregon	15/15	445	304	68.3	4,454	10.0	42	4	80	31	165	181.7	135	770	5.7	61	15	
College Totals			41/41	1,167	779	66.8	10,796	9.3	105	14	80	66	379	171.8	337	2,237	6.6	86	29

Oregon Single-Game Highs

Attempts - 41 at Arizona (11/23/13)
 Completions - 27 (twice, last at Arizona, 11/23/13)
 Passing Yards - 456 vs. Tennessee (9/14/13)
 Touchdown Passes - 6 at California (11/10/12)
 Had Intercepted - 2 (three times, last vs. Oregon State, 11/29/13)
 Long Completion - 80 at Washington State, 9/20/14
 Rushing Attempts - 18 at Utah (11/8/14)

Rushing Yards - 135 at Arizona State (10/18/12)
 Long Rush - 86 at Arizona State (10/18/12)
 Rushing Touchdowns - 3 vs. Arizona (12/5/14)
 Total Offense Yards - 483 vs. Tennessee (9/14/13)

Additional Statistics

Receiving - 2 for 28 yards and 2 TDs (career); 1 for 2 yards and 1 TD (2012); 1 for 26 yards and 1 TD (2014)

MARCUS MARIOTA'S GAME-BY-GAME

2015 Tennessee Titans				PASSING											RUSHING				
Date	Opp	W/L	P/S	Att	Cmp	Pct	Yds	Yds/Att	TD	Int	Lg	Sk	Lst	Rating	Att	Yds	Avg	Lg	TD
Sept 13	@ TB	W	S	15	13	86.7	209	13.9	4	0	52t	2	24	158.3	2	6	3.0	9	0
Sept 20	@ Cle	L	S	37	21	56.8	257	6.9	2	0	33	7	38	96.3	3	19	6.3	12	0
Sept 27	Ind	L	S	44	27	61.4	367	8.3	2	2	35	3	22	84.2	0	0	-	0	0
Oct 11	Buf	L	S	32	21	65.6	187	5.8	0	1	23	2	8	68.1	5	47	9.4	22	0
Oct 18	Mia	L	S	33	21	63.6	219	6.6	1	2	32	5	37	67.6	0	0	-	0	0
Oct 25	Atl	L	IA																
Nov 1	@ Hou	L	IA																
Nov 8	@ NO	W	S	39	28	71.8	371	9.5	4	0	61t	0	0	135.7	1	5	5.0	5	0
Nov 15	Car	L	S	24	16	66.7	185	7.7	0	1	24	1	7	72.4	5	24	4.8	10	0
Nov 19	@ Jax	L	S	35	22	62.9	231	6.6	0	0	29	4	19	82.0	5	29	5.8	23t	1
Nov 29	Oak	L	S	37	17	45.9	218	5.9	3	2	36	2	13	69.4	1	7	7.0	7	0
Dec 6	Jax	W	S	29	20	69.0	268	9.2	3	1	47t	4	11	118.2	9	112	12.4	87t	1
Dec 13	@ NYJ	L	S	39	21	53.8	274	7.0	0	1	51	5	47	65.5	3	3	1.0	3	0
Dec 20	@ NE	L	S	6	3	50.0	32	5.3	0	0	19	3	32	66.0	0	0	-	0	0
Dec 27	Hou	L	IA																
Jan 3	@ Ind	L	IA																
Totals		3-13	12/12	370	230	62.2	2,818	7.6	19	10	61t	38	258	91.5	34	252	7.4	87t	2

MARCUS MARIOTA'S NFL STATISTICS

REGULAR SEASON						PASSING								RUSHING					
Year	Team	GP/GS	Att	Cmp	Pct	Yds	Yd/Att	TD	INT	Lg	Sk	Yds	Rat	Att	Yds	Avg	Lg	TD	
2015	Tenn.	12/12	370	230	62.2	2,818	7.6	19	10	61t	38	258	91.5	34	252	7.4	87t	2	
NFL Totals		12/12	370	230	62.2	2,818	7.6	19	10	61t	38	258	91.5	34	252	7.4	87t	2	

Career record as starter: 3-9 (.250)

Single-Game Highs


Attempts - **44 vs. Indianapolis (9/27/15)**
 Completions - **28 at New Orleans (11/8/15)**
 Passing Yards - **371 at New Orleans (11/8/15)**
 Touchdown Passes - **4 (Twice, last at New Orleans 11/8/15)**
 Long Completion - **61t at New Orleans (11/8/15)**
 Rushes - **9 vs. Jacksonville (12/6/15)**
 Rushing Yards - **112 vs. Jacksonville (12/6/15)**

Long Rush - **87t vs. Jacksonville (12/6/15)**
 Rushing Touchdowns - **1 (Twice, last vs. Jacksonville 12/6/15)**

Additional Statistics

Receptions - **41-yard touchdown (at N.Y. Jets 12/13/15)**

93



MIKE MARTIN

DEFENSIVE LINE • 6'1" • 298 lbs • COLLEGE: MICHIGAN
 ACQUIRED: 3RD ROUND - 2012 • NFL EXP. (NFL/TITANS): 4/4
 HOMETOWN: DETROIT, MICH.
 GAMES PLAYED/GAMES STARTED: 46/5 (PLAYOFFS: 0/0)



PRO: The Titans used their third-round pick in the 2012 NFL Draft on University of Michigan defensive tackle Mike Martin. The 6-foot-1-inch, 298-pounder exhibits unquestioned athleticism and impressive power allowing him to be a disruptive force on the defensive front. Martin is also known for his non-stop motor and his wrestling background helps him gain leverage at the point of attack. In his first three NFL campaigns (2012-14), he played in 41 games and totaled four sacks as a reserve on the defensive line.

CAREER HIGHLIGHTS:

- In 2013, he saw action in 13 games and posted 22 tackles, a sack, two quarterback pressures, two tackles for loss and a pass defended.
- As a rookie in 2012, Martin played all 16 games with one start and posted 40 tackles, three sacks, five tackles for loss and three quarterback pressures.
- Martin was a three-time recipient of Michigan's Richard Katcher Award given to the team's top defensive lineman.

TITANS TIDBITS:

- Martin had a very successful prep career off the gridiron as well. He was a two-time state champion wrestler and an All-American as a senior. Martin was also a record-setting shot-putter and discus thrower in track and field. He broke former NFL star T.J. Duckett's Michigan prep shot put record on his way to a state championship as a senior.
- Martin is interested in film making and he has his own YouTube Channel — GoMikeMartin. He documented his senior year at Michigan and developed his own web series.
- Martin loves dogs and shows working class Rottweilers. He was named the National Junior Handler of the Year.
- Martin played the saxophone in the jazz band in high school and still dabbles with the instrument.
- During the 2015 offseason, Martin was part of a group that visited the outskirts of Mexico City and helped refurbish an education center for the community.

CAREER TRANSACTIONS:

- The Detroit, Mich., native was selected by the Titans in the third round (82nd overall) of the 2012 NFL Draft.

SEASON RECAPS:

2015 (5/0): Played in five games and registered three tackles and a quarterback pressure. Was inactive for nine games. Placed on injured reserve on Dec. 22, 2015.

- At Tampa Bay (9/13), saw action as a reserve on the defensive line and collected a solo tackle.
- At Cleveland (9/20), saw limited action as a reserve on the defensive front and amassed a tackle.
- Against Indianapolis (9/27), played as a reserve at defensive end.
- Against Buffalo (10/11), was inactive.
- Against Miami (10/18), saw action as a reserve on the defensive line and on special teams. Tallied a tackle on defense.
- Against Atlanta (10/25), played as a reserve on the defensive front and amassed a quarterback pressure.
- At Houston (11/1), was inactive.
- At New Orleans (11/8), was inactive.
- Against Carolina (11/15), was inactive.
- At Jacksonville (11/19), was inactive.
- Against Oakland (11/29), was inactive.
- Against Jacksonville (12/6), was inactive.

- At N.Y. Jets (12/13), was inactive.
- At New England (12/20), was inactive.

2014 (12/3): Saw action in 12 games with three starts at defensive end and collected 28 tackles. Finished third on the team with a career-high 10 quarterback pressures. Was inactive for four games. Tied a career-high with six tackles at Indianapolis (9/28/14). Tied for the team lead in quarterback pressures once in 2014 (vs. IND).

- At Indianapolis (9/28), started at defensive end and tied a career-high with six tackles and two quarterback pressures.
- Against Cleveland (10/5), played as a reserve at defensive end and registered two tackles and a quarterback pressure.
- Against Jacksonville (10/12), saw action as a reserve defensive end and totaled two tackles and a quarterback pressure.
- At Washington (10/19), started at defensive end and collected four tackles.
- Against Houston (10/26), played as a reserve at defensive end and posted four tackles and two quarterback pressures.
- Against Pittsburgh (11/17), played as a reserve at defensive end and notched four tackles and a quarterback pressure.
- Against Indianapolis (12/28), played as a reserve at defensive end and tallied a solo tackle and two quarterback pressures.

2013 (13/1): Played in 13 games with one start at defensive tackle. Amassed 22 tackles, a sack, two quarterback pressures, two tackles for loss and a pass defended. Was inactive for three games. Tied for the team lead in sacks once in 2013 (vs. JAX). Tied for the team lead in quarterback pressures twice in 2013 (at HOU, at STL). Tied for the team lead in passes defended once in 2013 (vs. JAX).

- At Pittsburgh (9/8), played as a reserve at defensive tackle and tallied two tackles. Teamed with Bernard Pollard to stuff Isaac Redman for a two-yard loss on a rush off left tackle in the first quarter.
- Against N.Y. Jets (9/29), saw action as a reserve at defensive tackle and posted two tackles, including a stop for loss. Stuffed Bilal Powell for a two-yard loss on a rush up the middle in the third quarter.
- At Seattle (10/13), started at defensive tackle and tallied a season-high five tackles, including a stop for loss. Teamed with Jurrell Casey to stop Marshawn Lynch for no gain on a rush off left tackle in the fourth quarter.
- At St. Louis (11/3), played as a reserve at defensive tackle and collected two tackles and a quarterback pressure.
- Against Jacksonville (11/10), saw action as a reserve at defensive tackle and notched two tackles, a sack and a pass defended. Dropped Chad Henne for a three-yard sack in the third quarter. Knocked down a pass intended for Mike Brown in the third stanza.

2012 (16/1): Appeared in all 16 games with one start as a rookie and posted 40 tackles, three sacks, five tackles for loss and three quarterback pressures. Made his first career NFL start and posted his first career NFL sack at San Diego (9/16/12). Led or tied for the team lead in sacks three times in 2012 (at SD, at MIN, at GB). Led or tied for the team lead in quarterback pressures twice in 2012 (vs. NE, at HST).

- Against New England (9/9), made his NFL debut in a reserve role at defensive tackle and collected four tackles and a quarterback pressure.
- At San Diego (9/16), made his first career NFL start at defensive tackle and totaled four tackles, including a sack. Forced the Chargers to kick a field goal by sacking Philip Rivers for a four-yard loss on a third-and-four play in the second quarter.
- At Minnesota (10/7), played as a reserve at defensive tackle and totaled three tackles, including a sack and two tackles for loss. Forced the Vikings to kick a field goal by dropping Christian Ponder for a sack on third-and-10

in the second quarter.

- Against Pittsburgh (10/11), saw action as a reserve at defensive tackle and posted six tackles, including a stop for loss. Saw significant playing time after Jurrell Casey left the game with an injury in the second quarter. Stopped Isaac Redman for a one-yard loss on a rush off right tackle in the third quarter. Teamed with Michael Griffin to stop Baron Batch for no gain on a rush up the middle in the third stanza.
- At Green Bay (12/23), saw action as a reserve at defensive tackle and totaled four tackles, including a sack. Halted a Packers' drive by dropping Aaron Rodgers for an eight-yard sack on third-and-eight in the first quarter.

COLLEGE:

- In four seasons at the University of Michigan, Martin played in 49 games with 37 starts at nose tackle, including 37 consecutive starts to finish his career. Was a four-year letterman who posted 172 tackles, 10 sacks and 25 tackles for loss. Was a captain as a senior and was an All-Big Ten second team selection by the coaches and media. Notched his 100th career tackle against Wisconsin (11/20/10).
- As a senior (2011), started all 13 games as the team captain and recorded a career-high 64 tackles, 3.5 sacks for 18 yards, six tackles for loss and a safety. Earned All-Big Ten second team by the coaches and media. Was also named to Phil Steele's Postseason All-Big Ten first team and the Midseason All-Big Ten second team. Received Michigan's Richard Katcher Award given to the top defensive lineman. Was voted a 2011 season captain by teammates during fall camp and was named to the Bednarik Award and Rotary Lombardi Award preseason watch lists.
- As a junior (2010), started 12 games at nose guard and finished with 37 tackles, 2.5 sacks for 32 yards and six tackles for loss. Named All-Big Ten second team by the coaches and honorable mention All-Big Ten by the media. Received Michigan's Richard Katcher Award given to the top defensive lineman. Named to Phil Steele's Midseason All-Big Ten second team.
- As a sophomore (2009), started all 12 games at nose guard and registered 51 tackles, two sacks for eight yards. Finished second on the squad with eight tackles for loss and posted two quarterback pressures and caused a fumble. Received the Richard Katcher Award as Michigan's top defensive lineman.
- As a freshman (2008), played in all 12 games as a reserve and led Michigan freshmen with 20 tackles. Also posted two sacks and 4.5 tackles for loss. Named to the Sporting News All-Freshman second team and Phil Steele's All-Freshman third team.
- Graduated with a degree in communications from Michigan.

PERSONAL:

- Single, resides in Detroit, Mich.
- Attended Detroit Catholic Central High School and was a three-year starter at defensive tackle. Finished varsity career with 206.5 tackles, 14.5 sacks and four fumble recoveries in three seasons.
- Recorded 96 tackles, 36 tackles for loss and six sacks senior year and posted 75 tackles and eight sacks as a junior.

- Named 2007 Gatorade Player of the Year for the state of Michigan and was a PrepStar Magazine All-American. Selected to Detroit Free Press All-State Dream Team and the Associated Press All-State first team as a senior. Participated in the Penn State NIKE Camp in 2007.
- Won Michigan state D1 wrestling title as a junior in first year competing. Followed it up with another state championship as a senior and was named an All-American.
- Was a record-setting shot-putter and discus thrower in track and field as he broke T.J. Duckett's former Michigan prep shot put record on his way to a state championship.
- List of favorites: (movie) "Gladiator" and "Remember the Titans"; (TV show) "Entourage"; (actor) Mark Wahlberg; (books) "Disciplined Dreaming" by Josh Linkner, "Outliers" by Malcolm Gladwell and "The Alchemist" by Paulo Coelho; (music artists) Jay-Z, Jason Aldean, O.A.R. and Wiz Khalifa; (school subject) history; (car) Dodge Viper; (food) "All kinds of food - my horizon is very broad, just no insects"; (sports hero) Barry Sanders; and (sports teams as a child) Columbus Blue Jackets, Detroit Red Wings and Detroit Tigers.
- Follow Martin on Twitter and Instagram: @GoMikeMartin
- Born Michael Brendan Martin on Sept. 1, 1990 in Detroit, Mich.

MIKE MARTIN'S GAME-BY-GAME

2012 Tennessee Titans

Date	Opp	W/L	P/S	Tot	Solo	Asst	Sk	- Yds	QBP	TFL	Int	- Yds	-TD	PD	FF	FR	- Yds	SpT
Sept 9	NE	L	p	4	2	2	0.0	0.0	1	0	0	0	0	0	0	0	0	0
Sept 16	@ SD	L	S	4	2	2	1.0	4.0	0	0	0	0	0	0	0	0	0	0
Sept 23	Det	W	p	5	4	1	0.0	0.0	0	1	0	0	0	0	0	0	0	0
Sept 30	@ Hou	L	p	0	0	0	0.0	0.0	2	0	0	0	0	0	0	0	0	0
Oct 7	@ Min	L	p	3	3	0	1.0	0.0	0	2	0	0	0	0	0	0	0	0
Oct 11	Pit	W	p	6	3	3	0.0	0.0	0	1	0	0	0	0	0	0	0	0
Oct 21	@ Buf	W	p	2	2	0	0.0	0.0	0	0	0	0	0	0	0	0	0	0
Oct 28	Ind	L	p	1	0	1	0.0	0.0	0	0	0	0	0	0	0	0	0	0
Nov 4	Chi	L	p	2	1	1	0.0	0.0	0	0	0	0	0	0	0	0	0	0
Nov 11	@ Mia	W	p	3	1	2	0.0	0.0	0	0	0	0	0	0	0	0	0	0
Nov 25	@ Jax	L	p	1	1	0	0.0	0.0	0	0	0	0	0	0	0	0	0	0
Dec 2	Hou	L	p	2	1	1	0.0	0.0	0	0	0	0	0	0	0	0	0	0
Dec 9	@ Ind	L	p	2	1	1	0.0	0.0	0	1	0	0	0	0	0	0	0	0
Dec 17	NYJ	W	p	1	0	1	0.0	0.0	0	0	0	0	0	0	0	0	0	0
Dec 23	@ GB	L	p	4	2	2	1.0	8.0	0	0	0	0	0	0	0	0	0	0
Dec 30	Jax	W	p	0	0	0	0.0	0.0	0	0	0	0	0	0	0	0	0	0
Totals			6-10 16/1	40	23	17	3.0	12.0	3	5	0	0	0	0	0	0	0	0

2013 Tennessee Titans

Date	Opp	W/L	P/S	Tot	Solo	Asst	Sk	- Yds	QBP	TFL	Int	- Yds	-TD	PD	FF	FR	- Yds	SpT
Sept 8	@ Pit	W	p	2	0	2	0.0	0.0	0	0	0	0	0	0	0	0	0	0
Sept 15	@ Hou	L	p	0	0	0	0.0	0.0	1	0	0	0	0	0	0	0	0	0
Sept 22	SD	W	p	0	0	0	0.0	0.0	0	0	0	0	0	0	0	0	0	0
Sept 29	NYJ	W	p	2	2	0	0.0	0.0	0	1	0	0	0	0	0	0	0	0
Oct 6	KC	L	p	1	0	1	0.0	0.0	0	0	0	0	0	0	0	0	0	0
Oct 13	@ Sea	L	S	5	2	3	0.0	0.0	0	1	0	0	0	0	0	0	0	0
Oct 20	SF	L	p	2	1	1	0.0	0.0	0	0	0	0	0	0	0	0	0	0
Nov 3	@ StL	W	p	2	1	1	0.0	0.0	1	0	0	0	0	0	0	0	0	0
Nov 10	Jax	L	p	2	2	0	1.0	3.0	0	0	0	0	0	1	0	0	0	0
Nov 14	Ind	L	p	2	1	1	0.0	0.0	0	0	0	0	0	0	0	0	0	0
Nov 24	@ Oak	W	IA															
Dec 1	@ Ind	L	IA															
Dec 8	@ Den	L	p	2	0	2	0.0	0.0	0	0	0	0	0	0	0	0	0	0
Dec 15	Ari	L	IA															
Dec 22	@ Jax	W	p	1	0	1	0.0	0.0	0	0	0	0	0	0	0	0	0	0
Dec 29	Hou	W	p	1	0	1	0.0	0.0	0	0	0	0	0	0	0	0	0	0
Totals			7-9 13/1	22	9	13	1.0	3.0	2	2	0	0	0	1	0	0	0	0

2014 Tennessee Titans

Date	Opp	W/L	P/S	Tot	Solo	Asst	Sk	- Yds	QBP	TFL	Int	- Yds	-TD	PD	FF	FR	- Yds	SpT
Sept 7	@ KC	W	IA															
Sept 14	Dal	L	p	1	1	0	0.0	0.0	0	0	0	0	0	0	0	0	0	0
Sept 21	@ Cin	L	IA															
Sept 28	@ Ind	L	S	6	2	4	0.0	0.0	2	0	0	0	0	0	0	0	0	0
Oct 5	Cle	L	p	2	1	1	0.0	0.0	1	0	0	0	0	0	0	0	0	0
Oct 12	Jax	W	p	2	1	1	0.0	0.0	1	0	0	0	0	0	0	0	0	0
Oct 19	@ Was	L	S	4	1	3	0.0	0.0	0	0	0	0	0	0	0	0	0	0
Oct 26	Hou	L	p	4	1	3	0.0	0.0	2	0	0	0	0	0	0	0	0	0
Nov 9	@ Bal	L	p	0	0	0	0.0	0.0	0	0	0	0	0	0	0	0	0	0
Nov 17	Pit	L	p	4	1	3	0.0	0.0	1	0	0	0	0	0	0	0	0	0
Nov 23	@ Phi	L	S	2	1	1	0.0	0.0	1	0	0	0	0	0	0	0	0	0
Nov 30	@ Hou	L	p	1	0	1	0.0	0.0	0	0	0	0	0	0	0	0	0	0
Dec 7	NYG	L	p	1	0	1	0.0	0.0	0	0	0	0	0	0	0	0	0	0
Dec 14	NYJ	L	IA															
Dec 18	@ Jax	L	IA															
Dec 28	Ind	L	p	1	1	0	0.0	0.0	2	0	0	0	0	0	0	0	0	0
Totals			2-14 12/3	28	10	18	0.0	0.0	10	0	0	0	0	0	0	0	0	0

2015 Tennessee Titans

Date	Opp	W/L	P/S	Tot	Solo	Asst	Sk	- Yds	QBP	TFL	Int	- Yds	-TD	PD	FF	FR	- Yds	SpT
Sept 13	@ TB	W	p	1	1	0	0.0	0.0	0	0	0	0	0	0	0	0	0	0
Sept 20	@ Cle	L	p	1	0	1	0.0	0.0	0	0	0	0	0	0	0	0	0	0
Sept 27	Ind	L	p	0	0	0	0.0	0.0	0	0	0	0	0	0	0	0	0	0
Oct 11	Buf	L	IA															
Oct 18	Mia	L	p	1	0	1	0.0	0.0	0	0	0	0	0	0	0	0	0	0
Oct 25	Atl	L	p	0	0	0	0.0	0.0	1	0	0	0	0	0	0	0	0	0
Nov 1	@ Hou	L	IA															
Nov 8	@ NO	W	IA															
Nov 15	Car	L	IA															
Nov 19	@ Jax	L	IA															
Nov 29	Oak	L	IA															
Dec 6	Jax	W	IA															
Dec 13	@ NYJ	L	IA															
Dec 20	@ NE	L	IA															
Dec 27	Hou																	
Jan 3	@ Ind																	
Totals			3-11 5/0	3	1	2	0.0	0.0	1	0	0	0	0	0	0	0	0	0

Placed on injured reserve on Dec. 22, 2015

MIKE MARTIN'S NFL STATISTICS

REGULAR SEASON

RECENT SEASON		TACKLES									INTERCEPTIONS				FUMBLES				
Year	Team	GP	GS	Tot	Solo	Asst	Sk	Yds	QBP	TFL	No	Yds	Lg	TD	PD	FF	FR	Yds	SpT
2012	Tennessee	16	1	40	23	17	3.0	12.0	3	5	0	0	0	0	0	0	0	0	0
2013	Tennessee	13	1	22	9	13	1.0	3.0	2	2	0	0	0	0	1	0	0	0	0
2014	Tennessee	12	3	28	10	18	0.0	0.0	10	0	0	0	0	0	0	0	0	0	0
2015	Tennessee	5	0	3	1	2	0.0	0.0	1	0	0	0	0	0	0	0	0	0	0
NFL Totals		46	5	93	43	50	4.0	15.0	16	7	0	0	0	0	1	0	0	0	0

Single-Game Highs

Tackles - 6 (Twice, last at Indianapolis 9/28/14)
 Sacks - 1 (Four times, last vs. Jacksonville 11/10/13)
 Quarterback Pressures - 2 (Four times, last vs. Indianapolis 12/28/14)

Additional Statistics

Kickoff Return - 1 for 0 yards vs. N.Y. Giants (12/7/14)

16



TRE MCBRIDE

WIDE RECEIVER • 6'0" • 210 lbs • COLLEGE: WILLIAM & MARY
 ACQUIRED: 7TH ROUND - 2015 • NFL EXP. (NFL/TITANS): ROOKIE
 HOMETOWN: McDONOUGH, GA.
 GAMES PLAYED/GAMES STARTED: 7/0 (PLAYOFFS: 0/0)



PRO: The Titans selected Tre McBride in the seventh round (245th overall) of the 2015 NFL Draft. The William and Mary product played a variety of receiver positions in college and also excelled in the special teams return game. The McDonough, Ga., native has an excellent catch radius with outstanding body control, ball tracking and concentration. Though he has a 6-foot frame, his jumping ability and strength at the point of the catch are traits that allow him to play larger than that.

CAREER HIGHLIGHTS:

• McBride was a three-time All-CAA selection at wide receiver at William and Mary. He was also the CAA Special Teams Player of the Year who earned all-conference accolades as a kick returner.

TITANS TIDBITS:

- Upon being drafted by the Titans in the seventh round, McBride changed his Twitter profile name to read "Pick 245" which signifies his overall selection number in the draft.
- McBride's father, Douglas, is a U.S. Army Colonel currently stationed at Fort Lee, Va., and has had two tours in Iraq and one tour in Afghanistan.
- McBride has played the trumpet since sixth grade and started playing the harmonica in college.
- McBride is in the process of developing a lifestyle website and hopes to launch it in spring 2016.

CAREER TRANSACTIONS:

- The McDonough, Ga., native was selected by the Titans in the seventh round (245th overall) the 2015 NFL Draft.

SEASON RECAPS:

2015 (7/0): Played in seven games as a rookie. Returned 10 kickoffs for 190 yards and posted two receptions for eight yards with a touchdown. Registered five special teams tackles and a forced fumble on coverage units. Spent the first 10 weeks of the season on the team's practice squad. Collected his first career NFL reception and his first career NFL touchdown against Houston (12/27/15). Made his NFL debut at Jacksonville (11/19/15). Led or tied for the team lead in special teams tackles three times in 2015 (at NE, vs. HOU, at IND).

- At Jacksonville (11/19), made his NFL debut as a reserve on special teams.
- Against Oakland (11/29), played as a reserve on special teams and as the kickoff returner. Forced a fumble on kickoff coverage and returned one kickoff for 31 yards. Forced a fumble on a Jeremy Ross kickoff return that was recovered by Daimion Stafford at the Raiders' 18-yard line in the third quarter.
- Against Jacksonville (12/6), returned four kickoffs for 80 yards.
- At N.Y. Jets (12/13), played as a reserve at wide receiver and on special teams.
- At New England (12/20), tied for the team lead with two special teams tackles. Returned one kickoff for 11 yards.
- Against Houston (12/27), played as a reserve at wide receiver and caught his first two career receptions for eight yards with his first career touchdown. Returned one kickoff for 21 yards. Notched a special teams tackle on coverage units. Got the Titans on the scoreboard with his first career touchdown, a one-yard touchdown reception, with 1:31 left to play in the fourth quarter.
- At Indianapolis (1/3), played as a reserve at wide receiver and carried the ball once for eight yards. Led the team with two special teams tackles on coverage units.

COLLEGE:

- Appeared in 45 career games with 33 starts at William and Mary and finished his career ranked second in career receptions at W&M (196), fifth in receiving yards (2,653), fifth in all-purpose yards (4,281), tied for sixth in touchdown catches (19), fifth in kickoff return yards (1,294) and third in 100-yard receiving games (eight).

AS A SENIOR (2014), selected to the All-CAA First Team as a wide receiver for the second consecutive season. Named the Touchdown Club of Richmond WR/TE of the Year and VaSID All-State Second Team selection. Ranked second in the CAA in all-purpose yards per game (131.2), fourth in receptions per game (5.8), fourth in receiving yards per game (73.5) and sixth in kick return average (20.7). Finished the season with 64 catches for 809 yards with four touchdowns. Was a 2015 East-West Shrine Game participant.

- Against Villanova (10/18), set a school record with 359 all-purpose yards. Totaled a career-high 11 catches for 209 yards with two touchdowns versus the Wildcats. The yardage total ranked as the sixth-best effort in school history and the 11 catches were the most by a Tribe player since 2004.
- Against Norfolk State (9/13), registered six catches for 101 yards with a touchdown in the win.

AS A JUNIOR (2013), honored as the CAA Special Teams Player of the Year. Earned first-team All-CAA distinction as a wide receiver and second-team accolades as a kick returner. Selected as a honorable mention All-American by the College Sporting News and garnered first-team VaSID all-state honors as a wide receiver and kick returner. Appeared in all 12 games with 11 starts and finished the season with a team-high 63 receptions for 801 yards with five touchdowns. Also led the team with 1,533 all-purpose yards, which ranks ninth on the Tribe's single-season list. Totaled 605 kickoff return yards, which ranks fourth on W&M's single-season list. Recorded touchdown catches five consecutive weeks during the conference slate. Named William & Mary QB Club Co-Offensive Player of the Year.

- At West Virginia (8/31), registered three catches for 108 yards, which included a 40-yard grab, in the season opener.
- At Richmond (11/23), honored as the CAA Special Teams Player of the Week after totaling 282 all-purpose yards, which included nine receptions for 108 yards, in the season finale.
- Against James Madison (10/26), hauled in 10 receptions for 84 yards with a touchdown in the win.

AS A SOPHOMORE (2012), named an All-CAA second-team selection. Started all 11 games and led the team with 55 receptions for 897 yards and 10 touchdowns. Also led the team with 1,130 all-purpose yards. Totaled seven carries for 62 yards. Ranked second in the CAA in receiving touchdowns (10), a figure that ranked tied for fifth on the Tribe's single-season list. Finished the season with three 100-yard receiving games and four-multi-touchdown performances. Honored as the William & Mary QB Club Offensive MVP.

- At Maryland (9/1), earned his first career start in the season opener, registering six catches for 97 yards.
- Against Delaware (9/22), totaled 242 all-purpose yards. Tallied seven catches for a career-high 137 yards against the Blue Hens.
- At James Madison (10/13), recorded seven catches for 79 yards with two touchdowns.
- At New Hampshire (11/3), posted two touchdown catches, as he recorded four receptions for 72 yards.

- At Old Dominion (11/10), totaled five receptions for 123 yards with three touchdowns - all coming in the first half. Hauled in a then career-long 72-yard touchdown catch in the first quarter versus the Monarchs.

AS A FRESHMAN (2011), saw action in all 11 games, becoming the first William & Mary true freshman wide receiver to play since D.J. McAulay in 2005. Finished the season with 14 receptions for 146 yards and four carries for 29 yards. Honored as the William & Mary QB Club Rookie of the Year.

- Against Old Dominion (11/12), totaled three catches for 50 yards.
- Graduated with a degree in kinesiology from William & Mary in May 2015.

PERSONAL:

- Splits time between Nashville and McDonough, Ga.
- Was a three-year starter as a running back at Ola (McDonough, Ga.) High School.
- Recorded more than 1,500 all-purpose yards as a senior. Finished the 2010 season averaging 9.8 yards per carry and more than 25 yards per reception with 10 touchdowns. Garnered all-region accolades in 2010 for the second consecutive year. Was selected All-Southern Crescent and named to the Southern Crescent Top 12 Most Wanted Football Recruits.

Earned the Mustang Scholar-Athlete Award and was chosen as the OHS Offensive Player of the Year.

- Totaled 1,000 all-purpose yards with seven touchdowns as a junior running back. Averaged more than 8.5 yards per carry and more than 20 yards per reception. Garnered all-region honors in 2009 and was selected as the 2009 OHS Athlete of the Year.

- Following his junior year, posted an outstanding performance at the National Underclassman Combine (NUC) and Rivals combine in Atlanta where he earned MVP honors for wide receivers.

- Was a two-year letterwinner in basketball and was the team's leading scorer during the Georgia State basketball playoffs.

- Also lettered in track as a jumper.

- Was ranked in the top five percent of his senior class. Named a Georgia Merit Scholarship winner and a Distinguished Honor Roll Student.

- Was the the first chair trumpet player for the OHS concert band.

- Follow McBride on Twitter and Instagram at @uno_dos_tre3.

- List of favorites: (TV show) "Hey Arnold!"; (movie) "Takers"; (actor) Will Smith; (childhood sports hero) Michael Vick; (childhood sports teams) New York Giants; (video game) "GTA"; (guilty pleasure) Pillsbury chocolate chip cookies; and (food) Italian.

- Born Douglas McArthur McBride III on Dec. 1, 1992 in Killeen, Texas.

TRE McBRIDE'S COLLEGE STATISTICS

REGULAR SEASON

Year	Team			RECEIVING					RUSHING				
		GP	GS	Att	Yds	Avg	Lg	TD	No	Yds	Avg	Lg	TD
2011	William & Mary	11	0	14	146	10.4	33	0	4	29	7.2	15	0
2012	William & Mary	11	11	55	897	16.3	72t	10	7	62	8.9	29	0
2013	William & Mary	12	11	63	801	12.7	40	5	9	68	7.6	26	0
2014	William & Mary	11	11	64	809	12.6	73	4	8	53	6.6	11	0
NFL Totals		45	33	196	2,653	13.5	73	19	28	212	7.6	29	0

PUNT RETURNS

Year	Team	No	FC	Yds	Avg	Lg	TD
2011	William & Mary	0	0	0	-	0	0
2012	William & Mary	0	0	0	-	0	0
2013	William & Mary	3	-	59	19.7	31	0
2014	William & Mary	8	-	63	7.9	36	0
NFL Totals		11	0	122	11.1	36	0

KICKOFF RETURNS

Year	Team	No	Yds	Avg	Lg	TD
2011	William & Mary	0	0	-	0	0
2012	William & Mary	9	171	19.0	41	0
2013	William & Mary	22	605	27.5	78	0
2014	William & Mary	25	518	20.7	31	0
NFL Totals		56	1,294	23.1	78	0

Single-Game Highs

Receptions - 11 vs. Villanova (10/18/14)

Receiving Yards - 209 vs. Villanova (10/18/14)

Long Reception - 73 vs. Lafayette (9/20/14)

Receiving Touchdowns - 3 at Old Dominion (11/10/12)

Additional Statistics

Tackles - 1 (2013)

TRE McBRIDE'S GAME-BY-GAME

2015 Tennessee Titans				RECEIVING									
Date	Opp.	W/L	P/S	No	Yds	Avg	Lg	TD					
Nov 19	@ Jax	L	p	0	0	-	0	0	Dec 13	@ NYJ	L	p	0
Nov 29	Oak	L	p	0	0	-	0	0	Dec 20	@ NE	L	p	0
Dec 6	Jax	W	p	0	0	-	0	0	Dec 27	Hou	L	p	2
									Jan 3	@ Ind	L	p	0
									Totals				1-6
													7/0
													2
													8
													4.0
													7
													1

TRE McBRIDE'S NFL STATISTICS

REGULAR SEASON

Year	Team			RECEIVING					RUSHING				
		GP	GS	No	Yds	Avg	Lg	TD	Att	Yds	Avg	Lg	TD
2015	Tennessee	7	0	2	8	4.0	7	1	1	8	8.0	8	0
NFL Totals		7	0	2	8	4.0	7	1	1	8	8.0	8	0

Single-Game Highs

Receptions - 2 vs. Houston (12/27/15)

Receiving Yards - 8 vs. Houston (12/27/15)

Long Reception - 7 vs. Houston (12/27/15)

Touchdowns - 1 vs. Houston (12/27/15)

Rushing Attempts - 1 at Indianapolis (1/3/15)

Rushing Yards - 8 at Indianapolis (1/3/15)

Long Rush - 8 at Indianapolis (1/3/15)

Additional Statistics

Kickoff Returns - 10 for 190 yards (2015)

Special Teams Forced Fumble - 6 (2015)

22



DEXTER MCCLUSTER

RUNNING BACK • 5'8" • 170 lbs • COLLEGE: MISSISSIPPI

ACQUIRED: UNRESTRICTED FREE AGENT - 2014 (KC)

NFL EXP. (NFL/TITANS): 6/2 • HOMETOWN: LARGO, FLA.

GAMES PLAYED/GAMES STARTED: 83/27 (PLAYOFFS: 2/0)



2015

PRO BOWLS



2013

PRO: Dexter McCluster is an explosive weapon that has seen action at running back, wide receiver and return specialist during his NFL career. The Titans signed the former second-round selection on the first day of free agency in 2014, following his four-year stint with the Kansas City Chiefs. McCluster is a prolific return specialist that was named to his first Pro Bowl after a 2013 campaign in which he returned two punt returns for touchdowns. The 5-foot-8-inch, 170-pounder is a dynamic receiver that has hauled in receptions from the slot, the offensive backfield and as an outside receiver and he should bring versatility and big plays to the Titans' offense.

CAREER HIGHLIGHTS:

- In his first season in Tennessee (2014), McCluster played in 14 games and totaled 131 yards on 40 carries as well as 197 yards and a touchdown on 26 receptions. He also led the team with 22 punt returns for a 7.0-yard average.
- During his Chiefs career (2010-2013), McCluster appeared in 58 games with 23 starts and logged 172 receptions for 1,500 yards (8.7 avg.) with four receiving touchdowns and has 152 carries for 662 yards with one rushing score. Also has returned 79 punts for 959 yards (12.1 avg.) with three touchdowns and 52 kickoffs for 1,087 yards. Also had one special teams tackle.
- In 2013, was named to his first Pro Bowl, earning the honor as a punt returner. Was voted second-team All-Pro as a punt returner by the Associated Press. Returned a career-high 58 punts for a league-best 686 yards with two touchdowns.
- Owns the Chiefs franchise record for highest career punt return average among all players with at least 50 punt returns. His 12.14 yards per punt average (959 yards on 79 returns) ranks ahead of Noland Smith's 11.11 average (589 yards on 53 returns) and he registered two of the three longest punt returns in franchise history.
- Was named AFC Special Teams Player of the Week for Week 4 in 2013 when he returned four punts for 113 yards including an 89-yard TD in a win against the N.Y. Giants (9/29/13).
- Earned AFC Special Teams Player of the Month in December of the 2013 season.
- Was named AFC Special Teams Player of the Week and Pepsi NFL Rookie of the Week for Week 1 in 2010 when he returned a punt 94 yards for a touchdown in a win against San Diego (9/13/10).

TITANS TIDBITS:

- McCluster received the key to the city of his hometown of Largo, Fla., on May 4, 2010, a few days after being drafted by the Kansas City Chiefs.
- McCluster was a journalism major at Ole Miss and would like to get into the sports communications industry following his playing career.

CAREER TRANSACTIONS:

- The Largo, Fla., native was originally selected by the Kansas City Chiefs in the second round (36th overall) of the 2010 NFL Draft.
- Signed by the Titans as an unrestricted free agent on March 13, 2014.

SEASON RECAPS:

2015 (11/2 - Tennessee): Saw action in 11 games with two starts at running back and as a return specialist. Carried the ball 55 times for 247 yards with a touchdown and caught 31 passes for 260 yards with a touchdown. Returned 24 punts for 217 yards and 13 kickoffs for 285 yards. Was inactive for two games. Placed on injured reserve on Dec. 16, 2015.

Led or tied for the team lead in rushing yards four times in 2015 (at CLE, vs. MIA, vs. CAR, at NYJ). Tied for the team lead in receptions once in 2015 (vs. CAR). Set single-game career highs for rushing yards and scrimmage yards at Cleveland (9/20/15).

- At Tampa Bay (9/13), played as a reserve at running back and as a punt returner. Carried the ball twice for eight yards and returned two punts for 14 yards.
- At Cleveland (9/20), saw significant action as a reserve running back and set single-game career highs for rushing yards and scrimmage yards. Led the team with a career-best 98 rushing yards on 10 carries. Hauled in four receptions for 26 yards out of the backfield. Returned four punts for 41 yards. Broke off a career-long 44-yard run off right tackle in the first quarter.
- Against Indianapolis (9/27), started at running back and carried the ball five times for seven yards. Caught one pass for 35 yards. Helped set up the Titans initial field goal with a 35-yard catch in the second quarter.
- Against Buffalo (10/11), played as a reserve at running back and as the return specialist. Carried the ball a team-high eight times for 20 yards and caught one pass for minus two yards. Returned five punts for 66 yards and one kickoff for 20 yards.
- Against Miami (10/18), saw action as a reserve at running back and as a punt returner. Rushed the ball five times for 23 yards and caught three passes for 19 yards with a touchdown. Returned one punt for 14 yards. Cut the Dolphins' lead to 24-10 with a three-yard touchdown catch on the final play of the third quarter.
- Against Atlanta (10/25), started at running back and carried the ball five times for 20 yards. Finished second on the team with six receptions for 48 yards.
- At Houston (11/1), played as a reserve at running back and carried three times for 15 yards. Hauled in four receptions for 23 yards. Returned five punts for 63 yards and two kickoffs for 61 yards.
- At New Orleans (11/8), saw action as a reserve at running back and rushed eight times for 19 yards. Caught two passes for 28 yards. Returned four kickoffs for 96 yards and two punts for 12 yards. With 19 rushing yards, surpassed the 1,000-yard rushing mark for his career.
- Against Carolina (11/15), played as a reserve at running back and led the team with 25 rushing yards on three carries including a touchdown. Tied for the team lead with four receptions for 27 yards. Returned five kickoffs for 86 yards. Evened the score at 7-7 by bursting through the line for a 25-yard touchdown run with 3:38 left to play in the first quarter. Kept the Titans' second scoring drive alive with a 14-yard catch on third-and-four in the second stanza.
- At Jacksonville (11/19), carried the ball twice for zero yards and snared two receptions for 18 yards before leaving the game in the middle of the third quarter with an injury. Returned one kickoff for 22 yards and one punt for six yards. Kept the Titans' first scoring drive alive with a nine-yard catch on third-and-six in the first quarter.
- Against Oakland (11/29), was inactive.
- Against Jacksonville (12/6), was inactive.
- At N.Y. Jets (12/13), played as a reserve at running back and led the team with 12 rushing yards on four carries. Caught four passes for 38 yards. Extended the Titans' touchdown drive with a one-yard catch on third-and-one in the third quarter. Set up the Titans only touchdown with a 28-yard reception down the right sideline in the third stanza. Converted the two-point conversion with a reception from Marcus Mariota.

2014 (14/2 - Tennessee): Played in 14 games with two starts at running back in his first season with the Titans. Rushed 40 times for 131 yards and caught 26 passes for 197 yards with a touchdown. Returned 22 punts for

155 yards. Was placed on injured reserve on Dec. 18, 2014. Led or tied for the team lead in receptions twice in 2014 (vs. JAX, vs. HOU).

- At Kansas City (9/7), started at running back and carried the ball nine times for 29 yards. Caught one pass for 17 yards. Returned one punt for minus-two yards with three fair catches.
- Against Jacksonville (10/12), played as a reserve at running back and as the kick returner. Led the team with six receptions for 52 yards. Carried the ball twice for six yards. Returned four punts for 16 yards. Set up the Titans' first field goal with a 25-yard reception to the Jaguars' 10-yard line.
- Against Houston (10/26), saw action as a reserve at running back and tied for the team lead with four receptions for 39 yards. Returned two punts for 57 yards with a long return of 48 yards. Carried the ball twice for one yard. Set up the Titans' opening field goal with a 48-yard punt return to the Texans' 21-yard line in the opening quarter. The return put him over the 1,000-yard mark for his career on punt returns. Hauled in a 23-yard reception out of the backfield to set up the Titans' final touchdown of the afternoon.
- At Baltimore (11/9), played as a reserve at running back before leaving the game in the first quarter with an injury.
- At Philadelphia (11/23), played as a reserve at wide receiver and posted three receptions for 15 yards with a touchdown. Carried the ball once for two yards and returned two punts for eight yards. Hauled in a six-yard touchdown pass on fourth-and-six with 5:43 remaining in the game.
- Against N.Y. Jets (12/14), saw action as a reserve at running back and as the punt returner. Rushed the ball five times for 15 yards and hauled in two receptions for eight yards. Returned four punts for 26 yards. In the fourth quarter, recorded the 100th punt return of his career.

2013 (15/6, 1/0 - Kansas City): Appeared in 15 games at wide receiver with six starts. Was inactive in one game with an ankle injury. Grabbed 53 receptions for 511 yards with two touchdowns, eight rushes for five yards, 58 punt returns for 686 yards with two touchdowns and one kickoff return for three yards.

- At Jacksonville (9/8), posted three receptions for 43 yards and returned seven punts for 80 yards.
- Against N.Y. Giants (9/29), caught five passes for 48 yards and returned four punts for 113 yards, including an 89-yard return for a touchdown.
- Against Houston (10/20), caught four passes for 70 yards, had two carries for four yards and recorded four punt returns for 32 yards.
- Against Cleveland (10/27), recorded seven receptions for 67 yards with one touchdown and one rush for five yards, as well as five punt returns for 38 yards.
- At Washington (12/8), hauled in four receptions for 21 yards (5.3 avg.) and had seven punt returns for a franchise-record 177 yards (25.3 avg.) with a 74-yard touchdown.
- At San Diego (12/29), started at wide receiver and had six catches for 62 yards (10.3 avg.) and one touchdown along with one punt return for 32 yards.
- At Indianapolis (1/4), played in an AFC Wild Card Game, recording seven catches for 52 yards, one rush for three yards and one punt return for six yards.

2012 (16/6 - Kansas City): Appeared in 16 contests at wide receiver with six starts, posting 52 receptions for 452 yards. Posted 12 carries for 70 yards. Returned two punts for six yards.

- Against Atlanta (9/9), posted six catches for 82 yards.
- Against Oakland (10/28), hauled in six passes for 54 yards with one touchdown.
- At Oakland (12/16), caught a career-high seven passes for 59 yards.

2011 (16/4 - Kansas City): Played in 16 games with four starts, one at wide receiver and three at running back. Totaled 114 carries for 516 yards with a touchdown and 46 receptions for 328 yards with a touchdown. Had 25 kickoff returns for 557 yards and six punt returns for 65 yards.

- Against Denver (11/13), caught a career-high six passes for 48 yards.
- At Chicago (12/4), carried the ball nine times for a career-high 61 yards, including a career-long 32-yard rush and caught four passes for 46 yards, including a 38-yard Hail Mary touchdown just before halftime.
- Against Oakland (12/24), caught five passes for a career-high 89 yards, with a career-long 49-yard reception.
- At Denver (1/1), recorded 12 carries, tying a career-high with 61 yards, including a 21-yard touchdown run.

2010 (11/7, 1/0 - Kansas City): Played in 11 games on offense and special teams. Started five contests at wide receiver and two at running back. Was

inactive for five contests with an ankle injury. Totaled 21 catches for 209 yards with a touchdown and 18 carries for 71 yards. Returned 13 punts for 202 yards, including one for a Chiefs record 94-yard touchdown. Averaged 12.9 yards per touch (rushing, receiving, kickoff and punt returns), ranking eighth in the NFL among all rookies. Compiled 1,009 total net yards and led all NFL rookie punt returners (min. 10 attempts) with a 15.5-yard average. Also had 26 kickoff returns for 527 yards.

- Against San Diego (9/13), returned three punts for 100 yards, including one for a 94-yard touchdown to earn AFC Special Teams Player of the Week honors and Pepsi NFL Rookie of the Week accolades.
- Against San Francisco (9/26), totaled three catches for 69 yards with a 31-yard touchdown.
- At Indianapolis (10/10), returned a career-high six kickoffs for 141 yards.
- Against Baltimore (1/9), caught a team-high four passes for 17 yards in an AFC Wild Card Game. Also returned four kickoffs for 83 yards.

COLLEGE:

- Saw action in 40 contests with 28 starts (22 at wide receiver and six at running back) at Mississippi and finished his career ranked eighth in school annals with 130 receptions for 1,703 yards and seven touchdowns.
- Notched 304 carries for 1,955 yards, finishing seventh in Ole Miss history, while tying for ninth in school annals with 15 rushing touchdowns.
- Added 19 kickoff returns for 374 yards and eight punt returns for 57 yards. Ranked second in school history with 4,089 all-purpose yards.
- Earned All-SEC honors as both a running back and wide receiver his final two seasons. Named the MVP in back-to-back Cotton Bowl wins for the Rebels.
- As a senior (2009), played in 13 games with 12 starts (seven at wide receiver and five at running back). Caught 44 passes for 520 yards with three touchdowns and rushed 181 times for 1,169 yards with eight touchdowns. Was a team captain and earned first-team All-SEC accolades. Added two punt returns for 28 yards. Also completed a 27-yard touchdown pass and recorded two special teams tackles. Registered 1,717 all-purpose yards, the second-highest seasonal total in school history. Rushed for 100-plus yards in five of his final six games, including four consecutive contests. Was a third-team All-America choice and received the National RB Trophy from the College Football Performance Awards.
- As a junior (2008), played in 13 games with eight starts (seven at wide receiver and one at running back) and earned second-team All-SEC honors as an all-purpose back. Totaled 44 receptions for 625 yards with one touchdown and rushed 109 times for 655 yards and six touchdowns. Amassed 1,280 all-purpose yards, the eighth-best single-season total in school history. Was one of two SEC players to rank in the Top 10 in the conference in rushing yards, receiving yards, receptions and all-purpose yards.
- As a sophomore (2007), saw action in eight games with three starts at wide receiver. Missed the first four games with a shoulder injury. Caught 27 passes for 326 yards with two touchdowns and recorded six carries for 63 yards. Added six kickoff returns for 100 yards and six punt returns for 29 yards.
- As a freshman (2006), appeared in six games with five starts at wide receiver before missing the final six contests with a shoulder injury. Notched 15 receptions for 232 yards and a touchdown and toted the ball eight times for 68 yards with a touchdown. Added 13 kickoff returns for 274 yards.
- Majored in journalism at Mississippi.

PERSONAL:

- Married to Brittany. Has two daughters, DaKayla and Ava.
- Was a Class 5A first-team all-state running back at Largo (Fla.) High School and rushed for 2,490 yards and 39 touchdowns.
- Also lettered in basketball and track and was a state qualifier in the long jump and high jump.
- Follow McCluster on Twitter and Instagram: @dextermccluster
- List of favorites: (movie) "The Temptations"; (TV show) "Love & Hip Hop"; (car) Bentley GT Speed; (food) chicken; and (book) "Uncommon" by Tony Dungy.
- Born Dexter Marquise McCluster on Aug. 25, 1988 in Largo, Fla.

DEXTER McCLUSTER'S GAME-BY-GAME

2010 Kansas City Chiefs

RUSHING										RECEIVING					PUNT RETURNS						KICKOFF RETURNS				
Date	Opp	W/L	P/S	Att	Yds	Avg	Lg	TD		No	Yds	Avg	Lg	TD	No	FC	Yds	Avg	Lg	TD	No	Yds	Avg	Lg	TD
Sept 13	SD	W	p	1	0	0.0	0	0		2	9	4.5	5	0	3	0	100	33.3	94t	1	0	0	-	-	0
Sept 19	@ Cle	W	p	1	3	3.0	3	0		0	0	-	-	0	0	0	0	-	-	0	2	39	19.5	20	0
Sept 26	SF	W	S	2	-1	-0.5	4	0		3	69	23.0	31t	1	3	1	42	14.0	30	0	1	17	17.0	17	0
Oct 10	@ Ind	L	p	1	3	3.0	3	0		2	15	7.5	8	0	0	1	0	-	-	0	6	141	23.5	32	0
Oct 17	@ Hou	L	S	2	27	13.5	20	0		3	13	4.3	6	0	1	0	4	4.0	4	0	1	18	18.0	18	0
Oct 24	Jax	W	S	4	28	7.0	15	0		5	41	8.2	11	0	0	0	0	-	-	0	0	0	-	-	0
Oct 31	Buf	W	IA																						
Nov 7	@ Oak	L	IA																						
Nov 14	@ Den	L	IA																						
Nov 21	Ari	W	IA																						
Nov 28	@ Sea	W	IA																						
Dec 5	Den	W	S	5	11	2.2	5	0		2	25	12.5	19	0	2	0	6	3.0	4	0	3	60	20.0	28	0
Dec 12	@ SD	L	S	0	0	0.0	0	0		0	0	-	-	0	1	0	11	11.0	11	0	3	62	20.7	28	0
Dec 19	@ StL	W	p	1	-4	-4.0	-4	0		1	7	7.0	7	0	3	0	39	13.0	24	0	4	62	15.5	25	0
Dec 26	Ten	W	S	1	4	4.0	4	0		2	15	7.5	14	0	0	0	0	-	-	0	3	50	16.7	26	0
Jan 2	Oak	L	S	0	0	0.0	0	0		1	15	15.0	15	0	0	0	0	-	-	0	3	78	26.0	36	0
Totals		10-6	11/7	18	71	3.9	20	0		21	209	10.0	31t	1	13	2	202	15.5	94t	1	26	527	20.3	36	0
Playoffs																									
Jan 9	Bal	L	p	2	5	2.5	3	0		4	17	4.3	8	0	0	0	0	-	0	0	4	83	20.8	36	0
Playoffs Totals		0-1	1/0	2	5	2.5	3	0		4	17	4.3	8	0	0	0	0	-	0	0	4	83	20.8	36	0

2011 Kansas City Chiefs

RUSHING										RECEIVING					PUNT RETURNS						KICKOFF RETURNS				
Date	Opp	W/L	P/S	Att	Yds	Avg	Lg	TD		No	Yds	Avg	Lg	TD	No	FC	Yds	Avg	Lg	TD	No	Yds	Avg	Lg	TD
Sept 11	Buf	L	p	4	42	10.5	23	0		5	25	5.0	10	0	0	0	0	-	-	0	4	92	23.0	35	0
Sept 18	@ Det	L	S	8	51	6.4	24	0		4	-2	-0.5	6	0	0	0	0	-	-	0	3	69	23.0	35	0
Sept 25	@ SD	L	p	9	45	5.0	16	0		5	17	3.4	4	0	0	0	0	-	-	0	1	29	29.0	29	0
Oct 2	Min	W	S	7	26	3.7	12	0		3	12	4.0	6	0	0	0	0	-	-	0	0	0	-	-	0
Oct 9	@ Ind	W	p	4	8	2.0	4	0		1	10	10.0	10	0	0	0	0	-	-	0	0	0	-	-	0
Oct 23	@ Oak	W	p	10	38	3.8	13	0		1	-3	-3.0	-3	0	0	0	0	-	-	0	0	0	-	-	0
Oct 31	SD	W	p	6	0	0.0	4	0		3	28	9.3	13	0	1	0	6	6.0	6	0	5	137	27.4	33	0
Nov 6	Mia	L	p	7	36	5.1	11	0		1	8	8.0	8	0	2	1	30	15.0	22	0	3	53	17.7	21	0
Nov 13	Den	L	p	8	45	5.6	10	0		6	48	8.0	14	0	0	0	0	-	-	0	0	0	-	-	0
Nov 21	@ NE	L	S	9	45	5.0	9	0		1	3	3.0	3	0	0	0	0	-	-	0	1	18	18.0	18	0
Nov 27	Pit	L	p	9	28	3.1	9	0		2	11	5.5	6	0	1	1	7	7.0	7	0	0	0	-	-	0
Dec 4	@ Chi	W	p	9	61	6.8	32	0		4	46	11.5	38	1	0	0	0	-	-	0	1	23	23.0	23	0
Dec 11	@ NYJ	L	S	4	1	0.3	2	0		0	0	-	-	0	1	1	4	4.0	4	0	5	89	17.8	30	0
Dec 18	GB	W	p	5	14	2.8	7	0		2	11	5.5	8	0	0	0	0	-	-	0	1	22	22.0	22	0
Dec 24	Oak	L	p	3	15	5.0	6	0		5	89	17.8	49	0	0	0	0	-	-	0	1	25	25.0	25	0
Jan 1	@ Den	W	p	12	61	5.1	21	1		3	25	8.3	19	0	1	0	18	18.0	18	0	0	0	-	-	0
Totals		7-9	16/4	114	516	4.5	32	1		46	328	7.1	49	1	6	3	65	10.8	22	0	25	557	22.3	35	0

2012 Kansas City Chiefs

RUSHING										RECEIVING					PUNT RETURNS						KICKOFF RETURNS				
Date	Opp	W/L	P/S	Att	Yds	Avg	Lg	TD		No	Yds	Avg	Lg	TD	No	FC	Yds	Avg	Lg	TD	No	Yds	Avg	Lg	TD
Sept 9	Atl	L	S	0	0	-	-	0		6	82	13.7	21	0	0	0	0	-	-	0	0	0	-	-	0
Sept 16	@ Buf	L	p	0	0	-	-	0		4	32	8.0	12	0	0	0	0	-	-	0	0	0	-	-	0
Sept 23	@ NO	W	p	1	5	5.0	5	0		3	28	9.3	20	0	0	0	0	-	-	0	0	0	-	-	0
Sept 30	SD	L	S	0	0	-	-	0		2	6	3.0	4	0	0	0	0	-	-	0	0	0	-	-	0
Oct 7	Bal	L	p	0	0	-	-	0		0	0	-	-	0	0	0	0	-	-	0	0	0	-	-	0
Oct 14	@ TB	L	S	0	0	-	-	0		6	39	6.5	12	0	0	0	0	-	-	0	0	0	-	-	0
Oct 28	Oak	L	S	2	15	7.5	13	0		6	54	9.0	14	1	0	0	0	-	-	0	0	0	-	-	0
Nov 1	@ SD	L	p	4	17	4.3	13	0		2	17	8.5	12	0	1	0	0	0.0	0	0	0	0	-	-	0
Nov 12	@ Pit	L	p	0	0	-	-	0		2	18	9.0	13	0	0	0	0	-	-	0	0	0	-	-	0
Nov 18	Cin	L	S	0	0	-	-	0		3	37	12.3	26	0	0	0	0	-	-	0	0	0	-	-	0
Nov 25	Den	L	p	2	23	11.5	19	0		4	21	5.3	7	0	0	0	0	-	-	0	0	0	-	-	0
Dec 2	Car	W	p	1	0	0.0	0	0		2	16	8.0	12	0	1	2	6	3.0	6	0	0	0	-	-	0
Dec 9	@ Cle	L	p	1	0	0.0	0	0		1	8	8.0	8	0	0	0	0	-	-	0	0	0	-	-	0
Dec 16	@ Oak	L	p	0	0	-	-	0		7	59	8.4	31	0	0	0	0	-	-	0	0	0	-	-	0
Dec 23	Ind	L	p	1	10	10.0	10	0		3	30	10.0	11	0	0	0	0	-	-	0	0	0	-	-	0
Dec 30	@ Den	L	S	0	0	-	-	0		1	5	5.0	5	0	0	0	0	-	-	0	0	0	-	-	0
Totals		2-14	16/6	12	70	5.8	19	0		52	452	8.7	31	1	2	2	6	3.0	6	0	0	0	-	-	0

DEXTER McCLUSTER'S GAME-BY-GAME CONT.

2013 Kansas City Chiefs				RUSHING					RECEIVING					PUNT RETURNS						KICKOFF RETURNS				
Date	Opp	W/L	P/S	Att	Yds	Avg	Lg	TD	No	Yds	Avg	Lg	TD	No	FC	Yds	Avg	Lg	TD	No	Yds	Avg	Lg	TD
Sept 8	@ Jax	W	S	0	0	-	-	0	3	43	14.3	21	0	7	1	80	11.4	36	0	0	0	-	-	0
Sept 15	Dal	W	p	0	0	-	-	0	2	14	7.0	9	0	3	1	41	13.7	20	0	0	0	-	-	0
Sept 19	@ Phi	W	S	1	-3	-3.0	-3	0	1	1	1.0	1	0	2	0	12	6.0	7	0	1	3	3.0	3	0
Sept 29	NYG	W	S	0	0	-	-	0	5	48	9.6	17	0	4	0	113	28.3	89t	1	0	0	-	-	0
Oct 6	@ Ten	W	p	0	0	-	-	0	0	0	-	-	0	5	1	39	7.8	20	0	0	0	-	-	0
Oct 13	Oak	W	p	1	4	4.0	4	0	1	10	10.0	10	0	6	0	32	5.3	11	0	0	0	-	-	0
Oct 20	Hou	W	p	2	4	2.0	3	0	4	70	17.5	43	0	4	0	32	8.0	26	0	0	0	-	-	0
Oct 27	Cle	W	p	1	5	5.0	5	0	7	67	9.6	28	1	5	0	38	7.6	20	0	0	0	-	-	0
Nov 3	@ Buf	W	S	1	-4	-4.0	-4	0	2	9	4.5	7	0	1	1	0	0.0	0	0	0	0	-	-	0
Nov 17	@ Den	L	p	0	0	-	-	0	5	53	10.6	18	0	5	1	33	6.6	13	0	0	0	-	-	0
Nov 24	SD	L	p	1	-1	-1.0	-1	0	7	59	8.4	17	0	4	1	34	8.5	18	0	0	0	-	-	0
Dec 1	Den	L	p	1	0	0.0	0	0	5	43	8.6	28	1	1	1	0	0.0	0	0	0	0	-	-	0
Dec 8	@ Was	W	S	0	0	-	-	0	4	21	5.3	10	0	7	0	177	25.3	74	1	0	0	-	-	0
Dec 15	@ Oak	W	IA																					
Dec 22	Ind	L	p	0	0	-	-	0	1	11	11.0	11	0	3	0	23	7.7	25	0	0	0	-	-	0
Dec 29	@ SD	L	S	0	0	-	-	0	6	62	10.3	28	0	1	4	32	32.0	32	0	0	0	-	-	0
Totals		11-5	15/6	8	5	0.6	5	0	53	511	9.6	43	2	58	11	686	11.8	89t	2	1	3	3.0	3	0
Playoffs																								
Jan 9	@ Ind	L	p	1	3	3.0	3	0	7	52	7.4	19	0	1	0	6	6.0	6	0	0	0	-	0	0
Playoffs Totals		0-1	1/0	1	3	3.0	3	0	7	52	7.4	19	0	1	0	6	6.0	6	0	0	0	-	0	0

2014 Tennessee Titans				RUSHING					RECEIVING					PUNT RETURNS						KICKOFF RETURNS									
Date	Opp	W/L	P/S	Att	Yds	Avg	Lg	TD	No	Yds	Avg	Lg	TD	No	FC	Yds	Avg	Lg	TD	No	Yds	Avg	Lg	TD					
Sept 7	@ KC	W	S	9	29	3.2	7	0	1	17	17.0	17	0	1	3	-2	-2.0	-2	0	0	0	-	0	0					
Sept 14	Dal	L	p	4	30	7.5	16	0	1	9	9.0	9	0	0	0	0	-	0	0	0	0	-	0	0					
Sept 21	@ Cin	L	p	1	0	0.0	0	0	2	15	7.5	13	0	1	0	1	1.0	1	0	0	0	-	0	0					
Sept 28	@ Ind	L	p	2	1	0.5	1	0	0	0	-	0	0	1	3	7	7.0	7	0	0	0	-	0	0					
Oct 5	Cle	L	p	3	10	3.3	8	0	1	-2	-2.0	-2	0	3	0	16	5.3	6	0	0	0	-	0	0					
Oct 12	Jax	W	p	2	6	3.0	3	0	6	52	8.7	25	0	4	1	16	4.0	5	0	0	0	-	0	0					
Oct 19	@ Was	L	S	1	-1	-1.0	-1	0	1	6	6.0	6	0	1	0	0	0.0	0	0	0	0	-	0	0					
Oct 26	Hou	L	p	2	1	0.5	2	0	4	39	9.8	23	0	2	2	57	28.5	48	0	0	0	-	0	0					
Nov 9	@ Bal	L	p	0	0	-	0	0	0	0	-	0	0	0	0	0	-	0	0	0	0	-	0	0					
Nov 17	Pit	L	p	1	5	5.0	5	0	1	17	17.0	17	0	1	1	1	1.0	1	0	0	0	-	0	0					
Nov 23	@ Phi	L	p	1	2	2.0	2	0	3	15	5.0	6t	1	2	0	8	8.0	8	0	0	0	-	0	0					
Nov 30	@ Hou	L	p	9	33	3.7	10	0	2	11	5.5	6	0	1	2	21	21.0	21	0	0	0	-	0	0					
Dec 7	NYG	L	p	0	0	-	0	0	2	10	5.0	12	0	1	2	4	4.0	4	0	0	0	-	0	0					
Dec 14	NYJ	L	p	5	15	3.0	11	0	2	8	4.0	6	0	4	0	26	6.5	15	0	0	0	-	0	0					
Dec 18	@ Jax								Placed on injured reserve on Dec. 18, 2014																				
Dec 28	Ind																												
Totals		2-12	14/2	40	131	3.3	16	0	26	197	7.6	25	1	22	14	155	7.0	48	0	0	0	-	0	0					

2015 Tennessee Titans				RUSHING					RECEIVING					PUNT RETURNS						KICKOFF RETURNS									
Date	Opp	W/L	P/S	Att	Yds	Avg	Lg	TD	No	Yds	Avg	Lg	TD	No	FC	Yds	Avg	Lg	TD	No	Yds	Avg	Lg	TD					
Sept 13	@ TB	W	p	2	8	4.0	5	0	0	0	-	0	0	2	0	14	7.0	13	0	0	0	-	0	0					
Sept 20	@ Cle	L	p	10	98	9.8	44	0	4	26	6.5	13	0	4	1	41	10.3	16	0	0	0	-	0	0					
Sept 27	Ind	L	S	5	7	1.4	10	0	1	35	35.0	35	0	3	2	-1	-0.3	2	0	0	0	-	0	0					
Oct 11	Buf	L	p	8	20	2.5	8	0	1	-2	-2.0	-2	0	5	2	66	13.2	26	0	1	20	20.0	20	0					
Oct 18	Mia	L	p	5	23	4.6	16	0	3	19	6.3	14	1	1	2	14	14.0	14	0	0	0	-	0	0					
Oct 25	Atl	L	S	5	20	4.0	6	0	6	48	8.0	14	0	0	3	0	-	0	0	0	0	-	0	0					
Nov 1	@ Hou	L	p	3	15	5.0	7	0	4	23	5.8	9	0	5	1	63	12.6	37	0	2	61	30.5	32	0					
Nov 8	@ NO	W	p	8	19	2.4	5	0	2	28	14.0	21	0	2	1	12	6.0	7	0	4	96	24.0	32	0					
Nov 15	Car	L	p	3	25	8.3	25t	1	4	27	6.8	14	0	0	2	0	-	0	0	5	86	17.2	20	0					
Nov 19	@ Jax	L	p	2	0	0.0	4	0	2	18	9.0	9	0	1	1	6	6.0	6	0	1	22	22.0	22	0					
Nov 29	Oak	L	IA																										
Dec 6	Jax	W	IA																										
Dec 13	@ NYJ	L	p	4	12	3.0	8	0	4	38	9.5	28	0	1	0	2	2.0	2	0	0	0	-	0	0					
Dec 20	@ NE								Placed on injured reserve on Dec. 16, 2015																				
Dec 27	Hou																												
Jan 3	@ Ind																												
Totals		3-10	11/2	55	247	4.5	44	1	31	260	8.4	35	1	24	15	217	9.0	37	0	13	285	21.9	32	0					

DEXTER McCLUSTER'S NFL STATISTICS

REGULAR SEASON

Year	Team	RUSHING							RECEIVING				
		GP	GS	Att	Yds	Avg	Lg	TD	No	Yds	Avg	Lg	TD
2010	Kansas City	11	7	18	71	3.9	20	0	21	209	10.0	31t	1
2011	Kansas City	16	4	114	516	4.5	32	1	46	328	7.1	49	1
2012	Kansas City	16	6	12	70	5.8	19	0	52	452	8.7	31	1
2013	Kansas City	15	6	8	5	0.6	5	0	53	511	9.6	43	2
2014	Tennessee	14	2	40	131	3.3	16	0	26	197	7.6	25	1
2015	Tennessee	11	2	55	247	4.5	44	1	31	260	8.4	35	1
NFL Totals		83	27	247	1,040	4.2	44	2	229	1,957	8.5	49	7

PUNT RETURNS

Year	Team	PUNT RETURNS							KICKOFF RETURNS				
		No	FC	Yds	Avg	Lg	TD		No	Yds	Avg	Lg	TD
2010	Kansas City	13	2	202	15.5	94t	1		26	527	20.3	36	0
2011	Kansas City	6	3	65	10.8	22	0		25	557	22.3	35	0
2012	Kansas City	2	2	6	3.0	6	0		0	0	-	0	0
2013	Kansas City	58	11	686	11.8	89t	2		1	3	3.0	3	0
2014	Tennessee	22	14	155	7.0	48	0		0	0	-	0	0
2015	Tennessee	24	15	217	9.0	37	0		13	285	21.9	32	0
NFL Totals		125	47	1331	10.6	94t	3		65	1,372	21.1	36	0

POSTSEASON

Year	Team	RUSHING							RECEIVING				
		GP	GS	Att	Yds	Avg	Lg	TD	No	Yds	Avg	Lg	TD
2010	Kansas City	1	0	2	5	2.5	3	0	4	17	4.3	8	0
2013	Kansas City	1	0	1	3	3.0	3	0	7	52	7.4	19	0
NFL Totals		2	0	3	8	2.7	3	0	11	69	6.3	19	0

PUNT RETURNS

Year	Team	PUNT RETURNS							KICKOFF RETURNS				
		No	FC	Yds	Avg	Lg	TD		No	Yds	Avg	Lg	TD
2010	Kansas City	0	0	0	-	0	0		4	83	20.8	36	0
2013	Kansas City	1	0	6	6.0	6	0		0	0	-	0	0
NFL Totals		1	0	6	6.0	6	0		4	83	20.8	36	0

Single-Game Highs

Rushing Attempts - 12 at Denver (1/1/12)
 Rushing Yards - **98 at Cleveland (9/20/15)**
 Long Rush - **44 at Cleveland (9/20/15)**
 Rushing Touchdowns - **1 (Twice, last vs. Carolina 11/15/15)**
 Receptions - 7 (Three times, last vs. San Diego 11/24/13)
 Receiving Yards - 89 vs. Oakland (12/24/11)
 Long Reception - 49 vs. Oakland (12/24/11)
 Receiving Touchdowns - **1 (Seven times, last vs. Miami (10/18/15))**
 Punt Returns - 7 at Washington (12/8/13)
 Punt Return Yards - 177 at Washington (12/8/13)
 Punt Return Long - 94t vs. San Diego (9/13/10)

Punt Return Touchdown - 1 (Three times last at Washington 12/8/13)
 Kickoff Returns - 6 at Indianapolis (10/10/10)
 Kickoff Return Yards - 141 at Indianapolis (10/10/10)
 Kickoff Return Long - 36 vs. Oakland (1/2/11)

Playoff Single-Game Highs

Receptions - 7 at Indianapolis (1/4/14)
 Receiving Yards - 52 at Indianapolis (1/4/14)
 Long Reception - 19 at Indianapolis (1/4/14)

Additional Statistics

Tackles - 1 (2015)

30



JASON MCCOURTY

CORNERBACK • 6'0" • 193 lbs • COLLEGE: RUTGERS
ACQUIRED: 6TH ROUND - 2009 • NFL EXP. (NFL/TITANS): 7/7
HOMETOWN: NYACK, N.Y.
GAMES PLAYED/GAMES STARTED: 94/76 (PLAYOFFS: 0/0)



2012, 2013, 2015

PRO: Jason McCourty is a fast, athletic cornerback and one of the veteran leaders of the defense. The Titans rewarded the 6-foot, 193-pounder with a long-term contract extension during the 2012 preseason. Originally a sixth-round draft choice in 2009, the former Rutgers standout was selected a defensive captain by his teammates for the 2012 campaign and tied for the team lead with four interceptions. He was voted as a captain again in 2013. From the time he became a full-time starter in 2011 through 2014, McCourty led the Titans in passes defended (59) and tied for the team lead in interceptions (nine).

CAREER HIGHLIGHTS:

- In 2014, McCourty started all 16 games at cornerback and led the team with three interceptions and 13 passes defended.
- In 2013, McCourty started all 16 games for the second consecutive season. He ranked second on the squad with 16 passes defended.
- At Seattle on Oct. 13, 2013, McCourty scored his second career touchdown, scooping up a loose ball on an aborted field goal attempt and racing 77 yards for a touchdown.
- In 2012, McCourty started all 16 games for the first time in his career and led the squad with a career-high 17 passes defended, while finishing tied for third on the club with 93 tackles. He also posted a career-best four interceptions.
- In 2011, McCourty set a career high and ranked second on the squad with 107 tackles. He also led the club with 13 passes defended and tied for the lead with two interceptions.
- Against the Indianapolis Colts on Oct. 30, 2011, McCourty scored his first career touchdown by recovering a Pat McAfee punt that was blocked by Patrick Bailey in the end zone.
- In 2010, McCourty appeared in 12 games with six starts at cornerback and tied for third on the squad with two interceptions. He also finished third on the team with 13 passes defended.
- McCourty snared his first career NFL interception on a tipped pass from Eli Manning in the end zone at N.Y. Giants (9/26/10).
- As a rookie in 2009, McCourty was thrust into the starting lineup for three consecutive games (at Jacksonville, vs. Indianapolis, at New England) in the first half of the season after the Titans secondary suffered multiple injuries. He finished third on the team with 12 special teams tackles as a rookie.

TITANS TIDBITS:

- McCourty played his last three seasons at Rutgers with his identical twin brother, Devin. The duo held down the starting cornerback spots for Scarlet Knights together for two years. Devin, who redshirted his first season at Rutgers, was a first-round draft pick by the New England Patriots in 2010. They also have an older brother, Larry.
- During the 2013 offseason, Jason and Devin spearheaded "Tackle Sickle Cell," a campaign that aimed to educate the public, increase blood donations, and raise money and awareness for the fight against sickle cell disease. The duo partnered with the Embrace Kids Foundation to host a 5K Run/Walk in Liberty State Park in Jersey City, N.J. as the major fundraising component of the campaign. They each set up their own fundraising team for the 5K to see which brother could raise more money Team J-Mac vs Team D-Mac. The loser of the competition agreed to fly to the other's home football city and make a public appearance dressed up as the opposing team mascot. Jason came up just short in the contest and was forced to wear the Pat Patriot outfit.
- Jason and Devin held the first McCourty Brothers Football Camp at St. Joseph Regional High School in New Jersey in 2012.
- McCourty excelled off the field at Rutgers as he was a semifinalist

for the prestigious Vincent dePaul Draddy Trophy given to the college football player with the best combination of academics, community service and on-field performance. He was also named an *ESPN The Magazine* Academic All-District first-team member.

- McCourty and former teammate Kenny Britt were featured in the July 2012 issue of *GQ* within the magazine's feature on Nashville.

CAREER TRANSACTIONS:

- The Nyack, N.Y., native was selected by the Titans in the sixth round (203rd overall) of the 2009 NFL Draft.

SEASON RECAPS:

2015 (4/4): Started four games at cornerback and registered 16 tackles and a pass defended. Was inactive for five games. Placed on injured reserve on Nov. 17, 2015.

- At Tampa Bay (9/13), was inactive.
- At Cleveland (9/20), was inactive.
- Against Indianapolis (9/27), was inactive.
- Against Buffalo (10/11), returned to the field as a starter at cornerback and posted two tackles.
- Against Miami (10/18), started at cornerback and tallied two tackles.
- Against Atlanta (10/25), started at cornerback and amassed five tackles and a pass defended. Halted a Falcons' potential scoring drive by knocking down a fourth-and-two pass intended for Julio Jones early in the second quarter.
- At Houston (11/1), started at cornerback and registered seven tackles.
- At New Orleans (11/8), was inactive.
- Against Carolina (11/15), was inactive.

2014 (16/16): Started all 16 games at cornerback and led the team with three interceptions and 13 passes defended. Registered 85 tackles, two forced fumbles, a fumble recovery which he returned for a touchdown and a stop for loss. Tied for the team lead in tackles twice in 2014 (vs. JAX, vs. NYG). Tied for the team lead in passes defended five times in 2014 (at KC, at CIN, at WAS, vs. HOU, at JAX). Posted his third career touchdown with a 62-yard fumble return at Houston (11/30/14).

- At Kansas City (9/7), started at cornerback. Collected three tackles and tied a career-high with two interceptions. Picked off a deep pass intended for Donnie Avery just before halftime helping set up a Ryan Succop 36-yard field goal with seven seconds left in the second quarter. Stepped in front and intercepted a deep pass intended for Avery in the third quarter. Helped seal the victory by hitting Avery and forcing a deflected ball that was then intercepted by Michael Griffin late in the fourth quarter.
- Against Jacksonville (10/12), started at cornerback and tied for the team lead with 11 tackles, a forced fumble and a pass defended. Stuffed Jordan Todman for no gain on a short pass in the first quarter. Broke up a deep pass intended for Cecil Shorts III in the third quarter. Ended a potential Jaguars' scoring drive by forcing a Cecil Shorts III fumble that was recovered by Avery Williamson at the Titans' eight-yard line in the fourth quarter.
- Against Houston (10/26), started at cornerback and posted five tackles and two passes defended. Broke up a pass intended for Andre Johnson in the end zone late in the second quarter. Knocked down a pass intended for Johnson in the third stanza.
- Against Pittsburgh (11/17), started at cornerback and notched seven tackles, including an interception. Intercepted a pass intended for Antonio Brown in the end zone late in the second quarter.
- At Houston (11/30), started at cornerback and notched seven tackles, a forced fumble and a fumble recovery for a touchdown. Teamed with Al

Woods to stop Alfred Blue for no gain on a rush off right end in the first quarter. Stripped Andre Johnson of the ball, recovered the fumble and raced 62 yards for a touchdown to cut the Texans' lead to 24-14 midway through the third quarter.

- Against N.Y. Giants (12/7), started at cornerback and tied for the team lead with 10 tackles and a pass defended.

2013 (16/16): Started all 16 games at cornerback for the second consecutive season and ranked second on the squad with 16 passes defended. Registered 77 tackles, including two stops for loss, a forced fumble and a fumble recovery for a touchdown. Led or tied for the team lead in passes defended six times (at PIT, vs. SF, at STL, at OAK, at IND, vs. HOU). Registered his second career touchdown with a 77-yard fumble return at Seattle (10/13/13). Was voted a team captain for the 2013 season by his teammates.

- At Pittsburgh (9/8), tallied four tackles, including a stop for loss, and a season-high three passes defended. Ended a Steelers' drive by breaking up a deep pass intended for Antonio Brown in the fourth quarter.
- At Houston (9/15), compiled seven tackles and a pass defended. Halted a Texans' drive by batting down a third-and-two pass intended for Andre Johnson. Teamed with Bernard Pollard to stop Arian Foster for a two-yard loss on a rush off right tackle in overtime.
- At Seattle (10/13), tallied eight tackles (tied season high), a forced fumble and a 77-yard fumble return for a score. Teamed with Bernard Pollard to stonewall Jermaine Kearse for a one-yard loss on a short pass in the second quarter. Scooped up a Chris Maragos fumble and raced 77 yards for a touchdown on a botched field goal attempt on the final play of the second quarter. Forced a Derrick Coleman fumble that rolled out of bounds in the third quarter.
- Against San Francisco (10/20), notched six tackles and a team-best two passes defended. Batted down a deep pass intended for Vernon Davis in the second quarter.
- At Oakland (11/24), posted five tackles, including a stop for loss, and two passes defended. Halted a Raiders' drive by deflecting a third-and-five pass intended for Andre Holmes in the second quarter. Teamed with Akeem Ayers to stuff Rashad Jennings for a two-yard loss on a rush off right end in the third stanza.
- Against Arizona (12/15), tied season high with eight tackles and added a pass defended.

2012 (16/16): Started all 16 games at cornerback for the first time in his career. Tied for the team lead with four interceptions and led the squad with a career-high 17 passes defended. Finished tied for third on the club with 93 tackles. Also posted four tackles for loss, a forced fumble and a fumble recovery. Led or tied for the team lead in tackles four times (at MIN, at MIA, at IND, at GB). Led or tied for the team lead in passes defended seven times (vs. DET, vs. PIT, at BUF, vs. IND, vs. CHI, vs. NYJ, vs. JAX). Was voted a team captain for the 2012 season by his teammates.

- At Minnesota (10/7), led the team with 10 tackles and a pass defended. Broke up a pass intended for Jerome Simpson in the first quarter. Stopped Percy Harvin for no gain on a short pass in the third stanza.
- Against Pittsburgh (10/11), posted five tackles and two passes defended, including an interception. Halted a Steelers' drive by breaking up a pass intended for Antonio Brown in the first quarter. Set up the Titans' first touchdown by recovering a Tim Shaw blocked punt at the Steelers' one-yard line on the final play of the first quarter. Combined with Zach Brown to stop Antonio Brown for a one-yard loss on a short pass in the second quarter. Ended a potential Steelers' scoring drive by intercepting a pass intended for Antonio Brown at the Titans' 12-yard line late in the second quarter.
- At Buffalo (10/21), posted five tackles and an interception. Got the Titans' offense the ball back late in the fourth quarter by intercepting a Ryan Fitzpatrick third-and-seven pass intended for Donald Jones along the sideline.
- At Miami (11/11), led the team with eight tackles, a forced fumble, a fumble recovery and a pass defended. Halted a Dolphins' drive and gave the Titans' offense great field position by stripping Reggie Bush and recovering the fumble at the Miami 28-yard line in the first quarter. Broke up a deep pass intended for Brian Hartline in the end zone in the fourth quarter.
- At Indianapolis (12/9), tied for the team lead with eight tackles, including a stop for loss. Fought through the block and dropped Reggie Wayne for a five-yard loss on a bubble screen in the second quarter.
- Against N.Y. Jets (12/17), registered five tackles and a career-best two interceptions. Intercepted a Mark Sanchez pass intended for Jeremy

Kerley along the sideline in the second quarter. Picked off a Sanchez deep pass intended for Jeff Cumberland on the Jets' opening drive of the second half.

- At Green Bay (12/23), led the team with 12 tackles.
- Against Jacksonville (12/30), recorded five tackles and a career-best four passes defended. Halted a Jaguars' drive by knocking down a third-and-one pass intended for Justin Blackmon in the second quarter. Broke up another pass intended for Blackmon late in the second quarter. Knocked down a Hail Mary attempt intended for Jordan Shipley at the end of the second quarter. Deflected a pass intended for Blackmon late in the third stanza.

2011 (15/15): Started 15 games at cornerback and tied for the team lead with two interceptions, while also leading the squad with 13 passes defended. Ranked second on the team with 107 tackles. Added a forced fumble, a fumble recovery and a recovery of a blocked punt for a touchdown. Was inactive with an injury against New Orleans (12/11). Tied for the team lead in tackles once (vs. BAL). Led the team in passes defended four times (at JAX, vs. TB, vs. JAX, at HST). Registered a career-high 13 tackles against Houston (10/23/11).

- At Jacksonville (9/11), posted seven tackles, a sack, a forced fumble and a pass defended. Broke up a pass intended for Mercedes Lewis in the second quarter. Blitzed and sacked Luke McCown for an 10-yard loss while causing a fumble that was recovered by the Jaguars.
- Against Baltimore (9/18), tied for the team lead with five tackles and an interception. Intercepted a Joe Flacco pass that was deflected by Cortland Finnegan and returned the pick 30 yards to the Ravens' 26-yard line.
- Against Denver (9/25), notched eight tackles and an interception. Picked off a Kyle Orton pass intended for Eric Decker and brought it back 21 yards in the second quarter.
- At Cleveland (10/2), started at cornerback and collected nine tackles and a pass defended. Ended a Browns' drive by breaking up a fourth-and-nine pass intended for Mohamed Massaquoi in the fourth quarter.
- Against Houston (10/23), recorded a career-best 13 tackles.
- Against Indianapolis (10/30), gave the Titans a 10-0 lead by recovering a blocked punt by Patrick Bailey in the end zone for a touchdown in the second quarter. Tipped a pass intended for Pierre Garcon that was then intercepted by Michael Griffin along the sideline in the second quarter.
- Against Cincinnati (11/6), finished second on the squad with nine tackles.
- Against Tampa Bay (11/27), posted seven tackles, a fumble recovery and two passes defended. Deflected a pass intended for Mike Williams on the first play from scrimmage. Recovered a LeGarrette Blount fumble that was forced by Jason Jones early in the first quarter. Broke up a pass intended for Williams in the end zone late in the second stanza.
- At Buffalo (12/4), tallied two tackles before leaving the game in the first quarter with a concussion, which also kept him out of the following game.
- Against Jacksonville (12/24), totaled five tackles and a team-best two passes defended. Halted a Jaguars' drive by breaking up a pass intended for Chastin West on the first play of the fourth quarter. Ended a Jaguars' scoring chance by tipping a pass that was then intercepted by Michael Griffin in the end zone in the fourth quarter.
- At Houston (1/1), started at cornerback and collected nine tackles and a team-best three passes defended. Halted a Texans' drive by breaking up a pass intended for Kevin Walter on third-and-two in the first quarter. Ended a Texans' drive by deflecting a pass intended for Jacoby Jones on third-and-14 in the second quarter. Knocked down a third-and-six pass intended for Jones late in the second quarter.

2010 (12/6): Appeared in 12 games with six starts at cornerback and tied for third on the squad with two interceptions. Finished third on the team with 13 passes defended. Led or tied for the team lead in passes defended six times in 2010 (vs. OAK, vs. PIT, at SD, at HST, at KC, at IND). Tied for the team lead in special teams tackles once in 2010 (at KC). Collected his first career interception at N.Y. Giants (9/26/10). Was inactive for four games because of an injury.

- Against Oakland (9/12), started at cornerback and posted eight tackles and two passes defended. Knocked down a pass intended for Darrius Heyward-Bey in the third quarter.
- At N.Y. Giants (9/26), started at cornerback before leaving the game in the second quarter with an injury. Collected four tackles and his first career interception. Thwarted a Giants' scoring chance by intercepting an Eli Manning pass in the end zone after the ball was batted up in the air at the goal line by Will Witherspoon in the first quarter.
- At San Diego (10/31), returned to the field in the nickel package and notched two tackles and an interception. Notched a solo tackle on special

teams coverage units. Intercepted a pass intended for Seyi Ajirotutu late in the second quarter. Knocked down a pass intended for Randy McMichael in the third quarter.

- At Kansas City (12/26), played in a reserve role at cornerback in nickel situations and recorded two passes defended. Broke up a deep pass intended for Chris Chambers on third-and-eight in the second quarter. Defended a short pass intended for Chambers late in the second quarter. Tied for the team lead with two special teams tackles on coverage units.
- At Indianapolis (1/2), started at cornerback as the team opened the game in a nickel package and totaled five tackles and a team-best three passes defended. Broke up a third-and-seven pass intended for Pierre Garcon in the first quarter. Defended a deep pass intended for Garcon in the second stanza. Knocked down a pass intended for Garcon in the fourth quarter.

2009 (15/3): Ranked second among Titans rookies with 30 tackles and finished third on the team with 12 stops on special teams. Also totaled one tackle for loss and a forced fumble. Started in three contests as the Titans secondary struggled with injuries through September and October. Tied for the team lead in special teams tackles three times (at NYJ, at SF, vs. MIA).

- At N.Y. Jets (9/27), saw limited action at cornerback and collected a solo tackle. Also returned three kickoffs for 72 yards (24.0 avg.) and tied for the team lead with three special teams tackles.
- At Jacksonville (10/4), started his first career NFL contest at cornerback and posted six tackles.
- At Indianapolis (10/11), started at cornerback and posted season-high 11 tackles.
- At New England (10/18), started at cornerback and posted seven tackles.
- Against St. Louis (12/13), made key special teams play in first quarter, racing down the field to bat back Brett Kern's 35-yard punt to allow the ball to be downed at the Rams' three-yard line.
- Against San Diego (12/25), saw significant action at cornerback in the second half after Nick Harper left the game with an injury. Notched five tackles, including a stop for loss and a forced fumble.

COLLEGE:

- In a four-year career at Rutgers, totaled 150 tackles, 7.5 tackles for loss, two interceptions, 20 passes defended, two fumble recoveries and a 25.8-yard average on 17 kickoff returns. Played in 47 games with 33 starts.
- As a senior (2008), was named a captain and started all 13 games at cornerback. Totaled 52 tackles, a team-best two interceptions, six passes defended and a fumble recovery. Also assumed kickoff return duties and was second in the Big East with a 26.2 yards per return average in conference games.
- As a junior (2007), totaled 44 tackles, including three tackles for loss and a team-best 12 passes defended in his second full year as the starter at cornerback. Tabbed a preseason second-team All-Big East selection by *Lindy's* and third-team pick by *Athlon*.
- As a sophomore (2006), earned a starting corner spot in preseason and played in 12 games. Finished eighth on the team with 45 tackles and posted four tackles for loss, two passes defended and a fumble recovery. Started seven games, including the last six of the season.
- As a true freshman (2005), played in nine games, including the Insight Bowl, and appeared primarily on special teams. Posted nine tackles, including six solo stops.
- Majored in information technology at Rutgers.

PERSONAL:

- Married to Melissa, the couple has a daughter, Liana. They split time between Nashville and Montvale, N.J.
- Attended St. Joseph's (Montvale, N.J.) High School and earned All-State recognition from the *Newark Star-Ledger* and the Associated Press and All-League honors as a senior.
- Named an All-Parochial pick as both a junior and senior. Named to MSG High School Heisman Team. Helped New York team to victory in the 2005 Governor's Bowl.
- As a senior, carried the ball 94 times for 1,083 yards, averaging a school-record 11.5 yards per carry. Also posted 15 catches for 407 yards, an average of 27.8 per catch. Accounted for 25 touchdowns for St. Joseph's, which finished the season at 11-1 including a 42-8 win over Pope John in the Parochial Group III Final at Rutgers Stadium.
- Also played defensive back, returning an interception 81 yards for a touchdown against Paterson Eastside.
- Ranked as the 38th-best player in New Jersey by Scout.com.
- Also played basketball for four seasons and was the starting guard on a 26-2 team that won the county championship as a junior. As a senior was named first-team All-County.
- List of favorites: (movie) "Hitch"; (TV show) "King of Queens"; (actor) Jamie Foxx; (music artist/group) Jadakiss; (school subject) math; (car) Nissan Altima which he currently drives; (video game) NCAA College Football; (sports hero) Penny Hardaway; and (food) shrimp.
- Follow McCourty on Twitter and Instagram at @McCourtyTwins.
- Born Jason McCourty on Aug. 13, 1987 in Nyack, N.Y.

JASON McCOURTY'S GAME-BY-GAME

2009 Tennessee Titans

Date	Opp	W/L	P/S	Tot Solo Asst	Sk - Yds	QBP	TFL	Int - Yds	-TD	PD	FF	FR - Yds	SpT
Sept 10	@ Pit	L	p	0 0 0	0.0 0.0	0	0	0 0	0 0	0 0	0 0	0 0	0
Sept 20	Hou	L	p	0 0 0	0.0 0.0	0	0	0 0	0 0	0 0	0 0	0 0	0
Sept 27	@ NYJ	L	p	1 1 0	0.0 0.0	0	0	0 0	0 0	0 0	0 0	0 3	0
Oct 4	@ Jax	L	S	6 4 2	0.0 0.0	0	0	0 0	0 0	0 0	0 0	0 1	0
Oct 11	Ind	L	S	11 8 3	0.0 0.0	0	0	0 0	0 0	0 0	0 0	0 0	0
Oct 18	@ NE	L	S	7 3 4	0.0 0.0	0	0	0 0	0 0	0 0	0 0	0 0	0
Nov 1	Jax	W	p	0 0 0	0.0 0.0	0	0	0 0	0 0	0 0	0 0	0 0	0
Nov 8	@ SF	W	p	0 0 0	0.0 0.0	0	0	0 0	0 0	0 0	0 0	0 3	0
Nov 15	Buf	W	IA										
Nov 23	@ Hou	W	p	0 0 0	0.0 0.0	0	0	0 0	0 0	0 0	0 0	0 1	0
Nov 29	Ari	W	p	0 0 0	0.0 0.0	0	0	0 0	0 0	0 0	0 0	0 1	0
Dec 6	@ Ind	L	p	0 0 0	0.0 0.0	0	0	0 0	0 0	0 0	0 0	0 0	0
Dec 13	StL	W	p	0 0 0	0.0 0.0	0	0	0 0	0 0	0 0	0 0	0 1	0
Dec 20	Mia	W	p	0 0 0	0.0 0.0	0	0	0 0	0 0	0 0	0 0	0 2	0
Dec 25	SD	L	p	5 4 1	0.0 0.0	0	1	0 0	0 0	1 0	0 0	0 0	0
Jan 3	@ Sea	W	p	0 0 0	0.0 0.0	0	0	0 0	0 0	0 0	0 0	0 0	0
Totals				8-8 15/3	30 20 10	0.0 0.0	0 1	0 0	0 0	0 1	0 0	0 12	

Additional Statistics: 3 kickoff returns for 72 yards at N.Y. Jets on Sept. 27, 2009

2010 Tennessee Titans

Date	Opp	W/L	P/S	Tot Solo Asst	Sk - Yds	QBP	TFL	Int - Yds	-TD	PD	FF	FR - Yds	SpT
Sept 12	Oak	W	S	8 6 2	0.0 0.0	0	0	0 0	0 0	2 0	0 0	0 0	0
Sept 19	Pit	L	S	5 2 3	0.0 0.0	0	0	0 0	0 0	1 0	0 0	0 0	0
Sept 26	@ NYG	W	S	4 2 2	0.0 0.0	0	0	1 0	0 0	1 0	0 0	0 0	0
Oct 3	Den	L	IA										
Oct 10	@ Dal	W	IA										
Oct 18	@ Jax	W	IA										
Oct 24	Phi	W	IA										
Oct 31	@ SD	L	p	2 1 1	0.0 0.0	0	0	1 11	0 1	0 0	0 0	0 1	0
Nov 14	@ Mia	L	p	2 2 0	0.0 0.0	0	0	0 0	0 0	1 0	0 0	0 0	0
Nov 21	Was	L	p	5 5 0	0.0 0.0	0	0	0 0	0 0	1 0	0 0	0 0	0
Nov 28	@ Hou	L	p	5 4 1	0.0 0.0	0	0	0 0	0 0	1 0	0 0	0 1	0
Dec 5	Jax	L	p	0 0 0	0.0 0.0	0	0	0 0	0 0	0 0	0 0	0 0	0
Dec 9	Ind	L	S	4 4 0	0.0 0.0	0	1	0 0	0 0	0 0	0 0	0 0	0
Dec 19	Hou	W	S	5 5 0	0.0 0.0	0	0	0 0	0 0	0 0	0 0	0 0	0
Dec 26	@ KC	L	p	0 0 0	0.0 0.0	0	0	0 0	0 2	0 0	0 0	0 2	0
Jan 2	@ Ind	L	S	5 5 0	0.0 0.0	0	0	0 0	0 3	0 0	0 0	0 0	0
Totals				6-10 12/6	45 36 9	0.0 0.0	0 1	2 11	0 13	0 0	0 0	0 4	

2011 Tennessee Titans

Date	Opp	W/L	P/S	Tot Solo Asst	Sk - Yds	QBP	TFL	Int - Yds	-TD	PD	FF	FR - Yds	SpT
Sept 11	@ Jax	L	S	7 5 2	1.0 10.0	0	0	0 0	0 0	1 1	0 0	0 0	0
Sept 18	Bal	W	S	5 4 1	0.0 0.0	0	0	1 30	0 1	0 0	0 0	0 0	0
Sept 25	Den	W	S	8 6 2	0.0 0.0	0	0	1 22	0 1	0 0	0 0	0 0	0
Oct 2	@ Cle	W	S	9 7 2	0.0 0.0	0	0	0 0	0 0	1 0	0 0	0 0	0
Oct 9	@ Pit	L	S	10 8 2	0.0 0.0	0	0	0 0	0 0	1 0	0 0	0 0	0
Oct 23	Hou	L	S	13 11 2	0.0 0.0	0	0	0 0	0 0	0 0	0 0	0 0	0
Oct 30	Ind	W	S	5 5 0	0.0 0.0	0	0	0 0	0 0	1 0	0 0	0 0	0
Nov 6	Cin	L	S	9 8 1	0.0 0.0	0	0	0 0	0 0	0 0	0 0	0 0	0
Nov 13	@ Car	W	S	7 5 2	0.0 0.0	0	0	0 0	0 0	0 0	0 0	0 0	0
Nov 20	@ Atl	L	S	5 5 0	0.0 0.0	0	0	0 0	0 0	0 0	0 0	0 0	0
Nov 27	TB	W	S	7 5 2	0.0 0.0	0	0	0 0	0 0	2 0	1 0	0 0	0
Dec 4	@ Buf	W	S	2 1 1	0.0 0.0	0	0	0 0	0 0	0 0	0 0	0 0	0
Dec 11	NO	L	IA										
Dec 18	@ Ind	L	S	6 3 3	0.0 0.0	0	0	0 0	0 0	0 0	0 0	0 0	0
Dec 24	Jax	W	S	5 4 1	0.0 0.0	0	0	0 0	0 0	2 0	0 0	0 0	0
Jan 1	@ Hou	W	S	9 8 1	0.0 0.0	0	0	0 0	0 3	0 0	0 0	0 0	0
Totals				9-7 15/15	107 85 22	1.0 10.0	0 0	2 52	0 13	1 1	0 0	0 0	

2012 Tennessee Titans

Date	Opp	W/L	P/S	Tot Solo Asst	Sk - Yds	QBP	TFL	Int - Yds	-TD	PD	FF	FR - Yds	SpT
Sept 9	NE	L	S	3 3 0	0.0 0.0	0	1	0 0	0 0	0 0	0 0	0 0	0
Sept 16	@ SD	L	S	5 3 2	0.0 0.0	0	0	0 0	0 0	0 0	0 0	0 0	0
Sept 23	Det	W	S	6 5 1	0.0 0.0	0	0	0 0	0 0	1 0	0 0	0 0	0
Sept 30	@ Hou	L	S	4 4 0	0.0 0.0	0	1	0 0	0 0	0 0	0 0	0 0	0
Oct 7	@ Min	L	S	10 10 0	0.0 0.0	0	0	0 0	0 0	1 0	0 0	0 0	0
Oct 11	Pit	W	S	5 5 0	0.0 0.0	0	0	1 0	0 2	0 0	0 0	0 0	0
Oct 21	@ Buf	W	S	5 2 3	0.0 0.0	0	0	1 0	0 1	0 0	0 0	0 0	0

Oct 28	Ind	L	S	2 2 0	0.0 0.0	0	0	0 0	0 0	0 0	0 0	0 0	0
Nov 4	Chi	L	S	6 5 1	0.0 0.0	0	0	0 0	0 0	0 0	0 0	0 0	0
Nov 11	@ Mia	W	S	8 8 0	0.0 0.0	0	0	0 0	0 0	0 1	1 1	0 0	0
Nov 25	@ Jax	L	S	4 3 1	0.0 0.0	0	0	0 0	0 0	0 0	0 0	0 0	0
Dec 2	Hou	L	S	5 5 0	0.0 0.0	0	1	0 0	0 0	0 0	0 0	0 0	0
Dec 9	@ Ind	L	S	8 6 2	0.0 0.0	0	1	0 0	0 0	0 0	0 0	0 0	0
Dec 17	NYJ	W	S	5 4 1	0.0 0.0	0	0	2 29	0 2	0 0	0 0	0 0	0
Dec 23	@ GB	L	S	12 9 3	0.0 0.0	0	0	0 0	0 0	0 0	0 0	0 0	0
Dec 30	Jax	W	S	5 5 0	0.0 0.0	0	0	0 0	0 4	0 0	0 0	0 0	0
Totals				6-10 16/16	93 79 14	0.0 0.0	0 4	4 29	0 17	1 1	0 0	0 0	

2013 Tennessee Titans

Date	Opp	W/L	P/S	Tot Solo Asst	Sk - Yds	QBP	TFL	Int - Yds	-TD	PD	FF	FR - Yds	SpT
Sept 8	@ Pit	W	S	4 4 0	0.0 0.0	0	1	0 0	0 3	0 0	0 0	0 0	0
Sept 15	@ Hou	L	S	7 5 2	0.0 0.0	0	0	0 0	0 0	1 0	0 0	0 0	0
Sept 22	SD	W	S	3 3 0	0.0 0.0	0	0	0 0	0 0	0 0	0 0	0 0	0
Sept 29	NYJ	W	S	5 5 0	0.0 0.0	0	0	0 0	0 0	0 0	0 0	0 0	0
Oct 6	KC	L	S	5 3 2	0.0 0.0	0	0	0 0	0 0	0 0	0 0	0 0	0
Oct 13	@ Sea	L	S	8 7 1	0.0 0.0	0	0	0 0	0 0	1 1	77 0		
Oct 20	SF	L	S	6 5 1	0.0 0.0	0	0	0 0	0 0	2 0	0 0	0 0	0
Nov 3	@ StL	W	S	2 2 0	0.0 0.0	0	0	0 0	0 2	0 0	0 0	0 0	0
Nov 10	Jax	L	S	1 1 0	0.0 0.0	0	0	0 0	0 0	0 0	0 0	0 0	0
Nov 14	Ind	L	S	3 3 0	0.0 0.0	0	0	0 0	0 0	1 0	0 0	0 0	0
Nov 24	@ Oak	W	S	5 4 1	0.0 0.0	0	1	0 0	0 2	0 0	0 0	0 0	0
Dec 1	@ Ind	L	S	4 4 0	0.0 0.0	0	0	0 0	0 2	0 0	0 0	0 0	0
Dec 8	@ Den	L	S	6 6 0	0.0 0.0	0	0	0 0	0 0	0 0	0 0	0 0	0
Dec 15	Ari	L	S	8 6 2	0.0 0.0	0	0	0 0	0 1	0 0	0 0	0 0	0
Dec 22	@ Jax	W	S	4 4 0	0.0 0.0	0	0	0 0	0 0	0 0	0 0	0 0	0
Dec 29	Hou	W	S	6 6 0	0.0 0.0	0	0	0 0	0 2	0 0	0 0	0 0	0
Totals				7-9 16/16	77 68 9	0.0 0.0	0 2	0 0	0 16	1 1	77 0		

2014 Tennessee Titans

Date	Opp	W/L	P/S	Tot Solo Asst	Sk - Yds	QBP	TFL	Int - Yds	-TD	PD	FF	FR - Yds	SpT
Sept 7	@ KC	W	S	3 2 1	0.0 0.0	0	0	2 0	0 2	0 0	0 0	0 0	0
Sept 14	Dal	L	S	4 4 0	0.0 0.0	0	0	0 0	0 0	0 0	0 0	0 0	0
Sept 21	@ Cin	L	S	4 4 0	0.0 0.0	0	0	0 0	0 0	1 0	0 0	0 0	0
Sept 28	@ Ind	L	S	5 5 0	0.0 0.0	0	0	0 0	0 0	1 0	0 0	0 0	0
Oct 5	Cle	L	S	7 6 1	0.0 0.0	0	0	0 0	0 0	1 0	0 0	0 0	0
Oct 12	Jax	W	S	11 10 1	0.0 0.0	0	0	0 0	0 1	1 0	0 0	0 0	0
Oct 19	@ Was	L	S	2 2 0	0.0 0.0	0	0	0 0	0 0	1 0	0 0	0 0	0
Oct 26	Hou	L	S	5 5 0	0.0 0.0	0	0	0 0	0 2	0 0	0 0	0 0	0
Nov 9	@ Bal	L	S	6 4 2	0.0 0.0	0	0	0 0	0 0	0 0	0 0	0 0	0
Nov 17	Pit	L	S	7 7 0	0.0 0.0	0	0	1 0	0 0	1 0	0 0	0 0	0
Nov 23	@ Phi	L	S	4 4 0	0.0 0.0	0	0	0 0	0 0	1 0	0 0	0 0	0
Nov 30	@ Hou	L	S	7 6 1	0.0 0.0	0	0	0 0	0 0	1 1	62 0		
Dec 7	NYG	L	S	10 9 1	0.0 0.0	0	0	0 0	0 0	1 0	0 0	0 0	0
Dec 14	NYJ	L	S	3 3 0	0.0 0.0	0	0	0 0	0 0	0 0	0 0	0 0	0
Dec 18	@ Jax	L	S	3 2 1	0.0 0.0	0	0	0 0	0 0	1 0	0 0	0 0	0

JASON McCOURTY'S NFL STATISTICS

REGULAR SEASON				TACKLES							INTERCEPTIONS					FUMBLES			
Year	Team	GP	GS	Tot	Solo	Asst	Sk	Yds	QBP	TFL	No	Yds	Lg	TD	PD	FF	FR	Yds	SpT
2009	Tennessee	15	3	30	20	10	0.0	0.0	0	1	0	0	0	0	0	1	0	0	12
2010	Tennessee	12	6	45	36	9	0.0	0.0	0	1	2	11	11	0	13	0	0	0	4
2011	Tennessee	15	15	107	85	22	1.0	10.0	0	0	2	52	30	0	13	1	1	0	0
2012	Tennessee	16	16	93	79	14	0.0	0.0	0	4	4	29	28	0	17	1	1	0	0
2013	Tennessee	16	16	77	68	9	0.0	0.0	0	2	0	0	0	0	16	1	1	77	0
2014	Tennessee	16	16	85	77	8	0.0	0.0	0	1	3	0	0	0	13	2	1	62	0
2015	Tennessee	4	4	16	10	6	0.0	0.0	0	0	0	0	0	0	1	0	0	0	0
NFL Totals		94	76	453	375	78	1.0	10.0	0	9	11	92	30	0	73	6	4	139	16

Single-Game Highs

Tackles - 13 vs. Houston (10/23/11)
 Interceptions - 2 (Twice, last at Kansas City 9/7/14)
 Sacks - 1 at Jacksonville (9/11/11)
 Passes Defensed - 4 vs. Jacksonville (12/30/12)
 Forced Fumble - 1 (Six times, last at Houston 11/30/14)
 Fumble Recovery - 1 (Four times, last at Houston 11/30/14)
 Special Teams Tackles - 3 (Twice, most recently at San Francisco 11/8/09)

Additional Career Statistics

Kickoff Returns - 3 for 72 yards at N.Y. Jets (9/27/09)
 Touchdowns - 3 - recovery of blocked punt in the end zone vs. Indianapolis, 10/30/11; 77-yard fumble return at Seattle, 10/13/13; 62-yard fumble return at Houston, 11/30/14

79



JAMON MEREDITH

GUARD/TACKLE • 6'5" • 312 lbs • COLLEGE: SOUTH CAROLINA
 ACQUIRED: FREE AGENT - 2014 • NFL EXP. (NFL/TITANS): 7/2
 HOMETOWN: SIMPSONVILLE, S.C.
 GAMES PLAYED/GAMES STARTED: 67/30 (PLAYOFFS: 0/0)



PRO: The Titans signed offensive lineman Jamon Meredith on Dec. 9, 2014 to provide depth at the offensive tackle spot. The sixth-year veteran was originally drafted by the Green Bay Packers in the fifth round of the 2009 NFL Draft. Meredith has the ability to swing inside and play guard as well. Prior to his arrival in Tennessee, the 6-foot-5-inch, 312-pounder spent time with the Packers, Buffalo Bills, Detroit Lions, New York Giants, Pittsburgh Steelers, Tampa Bay Buccaneers, Indianapolis Colts and Cincinnati Bengals.

TITANS TIDBITS:

- In high school, Meredith shattered a basketball backboard with a two-hand tomahawk alley-oop slam dunk in gym class. He received 50 stitches from cuts from the glass and almost lost an eye.

CAREER TRANSACTIONS:

- A native of the Simpsonville, S.C., Meredith was originally selected by the Green Bay Packers in the fifth round (162nd overall) of the 2009 NFL Draft.
- Released by the Packers on Sept. 5, 2009 and signed to the team's practice squad a day later.
- Signed by the Buffalo Bills to their active roster from the Packers' practice squad on Sept. 22, 2009.
- Released by the Bills on Oct. 4, 2010 and claimed off waivers by the Detroit Lions on Oct. 6, 2010.
- Released by the Lions on Oct. 17, 2010 and claimed off waivers by the New York Giants on Oct. 18, 2010.
- Released by the Giants on Sept. 3, 2011.
- Signed by the Pittsburgh Steelers as a free agent on Sept. 13, 2011.
- Signed by the Tampa Bay Buccaneers as an unrestricted free agent on March 22, 2012.
- Re-signed by the Buccaneers as an unrestricted free agent on March 11, 2014.
- Released by the Buccaneers on Aug. 29, 2014.
- Signed by the Indianapolis Colts as a free agent on Sept. 3, 2014 and released by the team on Nov. 4, 2014.
- Signed by the Green Bay Packers as a free agent on Nov. 8, 2014 and released by the team on Nov. 15, 2014.
- Signed by the Cincinnati Bengals as a free agent on Nov. 25, 2014 and released by the team on Dec. 2, 2014.
- Signed by the Titans as a free agent on Dec. 9, 2014.

SEASON RECAPS:

2015 (13/3 - Tennessee): Played in 13 games with three starts in his first full season with the Titans. Started two games at right guard and one contest at right tackle. Was inactive for three games.

- At Tampa Bay (9/13), saw action as a reserve at left tackle in the fourth quarter.
- At Cleveland (9/20), entered the game at right guard early in the second quarter after Chance Warmack left with an injury. Helped block for Titans ball carriers to amass 166 rushing yards on 30 carries.
- Against Indianapolis (9/27), made his first start of the season at right guard and helped protect Marcus Mariota, allowing him to pass for 367 yards.
- Against Buffalo (10/11), started at right guard.
- Against Miami (10/18), entered the game as a reserve at right tackle in the third quarter.
- Against Atlanta (10/25), saw action as a reserve on special teams.
- At Houston (11/1), entered the game in the third quarter as a reserve at right tackle.

- At New Orleans (11/8), played as a reserve on special teams.
- Against Carolina (11/15), saw action as a reserve on special teams.
- At Jacksonville (11/19), played as a reserve on special teams.
- Against Oakland (11/29), saw action as a reserve on special teams.
- Against Jacksonville (12/6), was inactive.
- At N.Y. Jets (12/13), was inactive.
- At New England (12/20), was inactive.
- Against Houston (12/27), entered the game as a reserve at right tackle after Taylor Lewan left the game early in the second quarter with an injury. Moved to left tackle for one snap when Byron Bell left the game with an injury.
- At Indianapolis (1/3), started at right tackle.

2014 (4/0 - Indianapolis; 0/0 - Green Bay; 0/0 - Cincinnati; 3/3 - Tennessee): Started two games at left tackle and one contest at right tackle after being signed by the Titans on Dec. 9, 2014. Appeared in four games as a reserve with the Colts. Was inactive for four games and did not play in another contest with the Colts. Released by the Colts on Nov. 4. Was inactive for one game with the Packers before being released on Nov. 15. Was inactive for one contest with the Bengals before being released on Dec. 2.

- Against N.Y. Jets (12/14), made his Titans debut as the starter at right tackle.
- At Jacksonville (12/18), started at left tackle.
- Against Indianapolis (12/28), started at left tackle and helped open holes for Titans' rushers to gain 142 yards on just 24 carries (5.9 avg.).

2013 (16/8 - Tampa Bay): Saw action in 16 games with eight starts at left guard.

- At Seattle (11/3), recorded his first start of the season at left guard, helping the Buccaneers gain 205 rushing yards.

2012 (14/12 - Tampa Bay): Appeared in 14 games and started a career-high 12 contests at right guard, helping the Buccaneers set team records in points scored and total yards. Was inactive for two games.

2011 (4/0 - Pittsburgh): Saw action on the offensive line and special teams in four games with the Steelers. Was inactive for 10 games and did not play in another contest.

2010 (2/0 - Buffalo, 0/0 - Detroit; 3/0 - N.Y. Giants): Saw action in two games as a reserve and was inactive for two games with the Bills before being released on Oct. 4. Claimed off waivers from the Bills by the Detroit Lions and was inactive for one game before being released on Oct. 17. Claimed off waivers from the Lions by the N.Y. Giants on Oct. 18. Played in three games as a reserve and was inactive for seven contests with the Giants.

2009 (8/4 - Buffalo): Appeared in eight games with four starts for the Bills after being signed off the Green Bay Packers' practice squad on Sept. 22. Started his first three career games at right tackle and the season finale at left tackle. Was inactive for four games and did not play in two contests.

COLLEGE:

- Was a three-year starter at South Carolina at three different positions. Of his 38 career starts, 19 came at left tackle, 11 at right tackle and eight at left guard his final campaign.
- Was named the most outstanding offensive lineman prior to the beginning of his senior year while also being named All-District academic by ESPN

The Magazine.

- As a senior in 2008, played in 11 of 13 games, including nine starts, eight of them at left guard. Was a CoSIDA Academic All-District III selection. Played in the East-West Shrine Game following the season. Sat out the first two games as part of an agreement with the NCAA to grant him a redshirt year despite appearing in one game as a true freshman in 2004.
- As a junior in 2007, was named the Gamecocks' outstanding offensive lineman in the spring, and went on to start all 12 games at left tackle and extend his streak to 28 consecutive starts. Was an *ESPN The Magazine* Academic All-District III pick.
- As a sophomore in 2006, started all 13 games, the first seven at right tackle before switching to left tackle for the last six. Helped the Gamecocks' offense total more than 400 yards in each of the season's final four games. In the spring, was presented with the school's Andrew Sorensen Scholar-Athlete Award for football.
- As a redshirt freshman in 2005, started four games, all at right tackle.
- As a true freshman in 2004, appeared in one game, getting three snaps in season opener at Vanderbilt (9/4). Was ultimately granted a redshirt year but through agreement with the NCAA had to sit out the first two games of 2008.
- Graduated with a degree in sport and entertainment management at South Carolina.

PERSONAL:

- Attended Hillcrest High School (Simpsonville, S.C.), playing on both offensive and defensive lines.
- Played offensive tackle as a junior at Hillcrest after spending the first two years of his prep career at Southside High School in Simpsonville, where he played several positions.
- Also lettered in basketball one year.
- Was a five-time All-SEC Academic team selection.
- In college, participated in South Carolina's 'Children's Chance' program, which involved visiting and playing with children with cancer.
- Born James Jamon Meredith on May 11, 1986, in Simpsonville, S.C.

JAMON MEREDITH'S NFL STATISTICS

REGULAR SEASON

Year	Team	GP	GS
2009	Buffalo	8	4
2010	Buffalo	2	0
2010	N.Y. Giants	3	0
2011	Pittsburgh	4	0
2012	Tampa Bay	14	12
2013	Tampa Bay	16	8
2014	Indianapolis	4	0
2014	Tennessee	3	3
2015	Tennessee	13	3
NFL Totals		67	30

Starts Breakdown:

2009 - RT 3, LT 1; 2012 - RG 12; 2013 - LG 8; 2014 - RT 1, LT 2; 2015 - RG 2, RT 1

7



ZACH METTENBERGER

QUARTERBACK • 6'5" • 224 lbs • COLLEGE: LOUISIANA STATE

ACQUIRED: 6TH ROUND - 2014 • NFL EXP. (NFL/TITANS): 2/2

HOMETOWN: WATKINSVILLE, GA.

GAMES PLAYED/GAMES STARTED: 14/10 (PLAYOFFS: 0/0)



PRO: The Titans traded up in the sixth round of the 2014 NFL Draft to select Louisiana State signal caller Zach Mettenberger. By midseason of his rookie campaign, he was starting. His rookie totals included 1,412 yards and eight touchdowns as a passer in seven games (six starts). A two-year starter in college, the 6-foot-5-inch, 224-pound right-hander possesses the toughness, competitiveness and arm strength to succeed at the pro level.

CAREER HIGHLIGHTS:

- In 2014, Mettenberger became the third quarterback in franchise history to start at least six games as a rookie, joining Dan Pastorini (eight in 1971) and Vince Young (13 in 2006).
- Of the six NFL rookies who started at least one game in 2014, Mettenberger ranked second with a passer rating of 83.4, trailing only Minnesota's Teddy Bridgewater (85.2). Mettenberger's season passer rating also was the best in franchise history among rookie quarterbacks with a minimum of one start, topping the previous rookie record holder, Steve McNair (81.7 in 1995).
- As a senior at Louisiana State, Mettenberger completed 192 of 296 passes for 3,082 yards and 22 touchdowns and just eight interceptions, ranking second in the SEC in pass efficiency.
- He was twice named a permanent team captain by his LSU teammates (2012 and 2013).
- Became just the third player in LSU history to pass for 3,000 yards in a season in 2013 with 3,082 yards. Was the only player in LSU history to have back-to-back seasons of 2,500 yards or more (threw for 2,609 yards in 2012).
- Mettenberger's career numbers for the Tigers include 5,783 passing yards (No. 6 in LSU history), 35 touchdowns (No. 5 in LSU history), 407 completions (No. 6 in LSU history) and 659 attempts (No. 7 in LSU history).

TITANS TIDBITS:

- Mettenberger is a big fan of 1970s and 1980s sports and watches a lot of ESPN Classic shows. He lists basketball great Larry Bird as the person he would most like to meet.
- He is an avid kayaker and would like to one day be an instructor.

CAREER TRANSACTIONS:

- The Watkinsville, Ga., native was selected by the Titans in the sixth round (178th overall) of the 2014 NFL Draft.

SEASON RECAPS:

2015 (7/4): Played in seven games with four starts at quarterback and completed 101 of 166 passes for 935 yards with four touchdown passes. Rushed nine times for eight yards with his first career rushing touchdown. Did not play as the backup quarterback in nine games.

- At Tampa Bay (9/13), entered the game at quarterback in the fourth quarter. Did not attempt a pass and knelt the ball three times for minus five yards.
- At Cleveland (9/20), did not play as the backup quarterback.
- Against Indianapolis (9/27), did not play as the backup quarterback.
- Against Buffalo (10/11), did not play as the backup quarterback.
- Against Miami (10/18), played as a reserve at quarterback for the final drive in the fourth quarter and completed five of eight passes for 63 yards.
- Against Atlanta (10/25), made his first start of the season at quarterback and completed 22 of 35 passes for 187 yards with a touchdown and two interceptions. Gave the Titans a 7-0 lead with a 19-yard touchdown strike to Kendall Wright with 8:42 left to play in the second quarter.
- At Houston (11/1), started at quarterback and completed 22 of 31 passes for 171 yards with an interception. Extended the Titans' opening scoring

drive with a six-yard pass to Delanie Walker on third-and-one in the first quarter.

- At New Orleans (11/8), did not play as the backup quarterback.
- Against Carolina (11/15), did not play as the backup quarterback.
- At Jacksonville (11/19), did not play as the backup quarterback.
- Against Oakland (11/29), did not play as the backup quarterback.
- Against Jacksonville (12/6), did not play as the backup quarterback.
- At N.Y. Jets (12/13), did not play as the backup quarterback.
- At New England (12/20), entered the game in the second quarter after Marcus Mariota exited with an injury. Completed 20 of 28 passes for 242 yards with two touchdowns and two interceptions. Kickstarted the Titans' first touchdown drive with a 30-yard connection with Dorial Green-Beckham in the third quarter. Found Delanie Walker for a seven-yard touchdown pass with 10:05 left to play in the third quarter. Found Walker for his second touchdown of the afternoon with a 57-yard catch-and-run score down the right sideline with 6:52 left to play in the fourth quarter.
- Against Houston (12/27), started at quarterback and completed 27 of 51 passes for 234 yards with a touchdown and an interception. Kept the Titans' touchdown drive alive with an 11-yard pass to Harry Douglas on third-and-two in the fourth quarter. Got the Titans on the scoreboard with a one-yard touchdown toss to Tre McBride with 1:31 left to play in the fourth quarter.
- At Indianapolis (1/3), started at quarterback and completed five of 13 passes for 38 yards with an interception. Rushed twice for four yards with his first career rushing touchdown. Gave the Titans a 7-3 lead with his first career rushing touchdown, a five-yard draw, with 2:21 remaining in the first quarter. Extended the Titans' second touchdown drive with a 17-yard pass to Delanie Walker on third-and-seven in the second quarter.

2014 (7/6): Appeared in seven games with six starts at quarterback during his rookie campaign. Completed 107 of 179 passes for a team-best 1,412 yards with a team-high eight touchdowns and seven interceptions. Was inactive for seven games and did not play in two contests. Set the franchise rookie record with 345 passing yards at Philadelphia (11/23/14). Made his NFL debut as a reserve in the fourth quarter at Indianapolis (9/28/14). Made his first career NFL start at quarterback against Houston (10/26/14) and his 299 passing yards were the most in franchise history by a rookie quarterback in his first start.

- At Indianapolis (9/28), made his NFL debut as a reserve in the fourth quarter and completed two of five passes for 17 yards with an interception.
- Against Houston (10/26), made his first career start at quarterback and completed 27 of 41 passes for 299 yards with two touchdowns and an interception for a 93.4 passer rating. His 299 passing yards were the most in franchise history by a rookie quarterback in his first start. Set up the Titans' first touchdown with a 48-yard strike to Kendall Wright on third-and-three in the third quarter. Extended the Titans' first touchdown drive with a six-yard pass to Derek Hagan on fourth-and-three in the third quarter. Got the Titans in the end zone with a six-yard touchdown toss to Delanie Walker with 2:12 left to play in the third quarter. Concluded the scoring with a 12-yard touchdown connection to Justin Hunter with 56 seconds left to play in the game.
- At Baltimore (11/9), started at quarterback and completed 16 of 27 passes for 179 yards with a touchdown and an interception. Converted two third downs during the opening drive of the game with pair of completions to Delanie Walker - a 15-yard pass on third-and-nine and a 17-yard connection on third-and-seven. Gave the Titans a 7-0 lead with a three-yard touchdown on a shovel pass to Leon Washington with 20 seconds remaining in the first quarter.
- Against Pittsburgh (11/17), started at quarterback and completed 15 of 24

passes for 263 yards with two touchdowns and an interception for a 110.2 passer rating. The 263 passing yards set a rookie record for Monday Night Football, topping the previous record of 241 yards by Philadelphia's John Reaves in 1972 (Oct. 2, 1972 against the New York Giants). Gave the Titans a 17-13 lead by finding Nate Washington for an 80-yard touchdown on a double move with 32 seconds remaining in the first half. Extended the Titans' final touchdown drive with a 10-yard toss to Chase Coffman on third-and-six in the third quarter. Connected with Justin Hunter on a 36-yard reception to the Steelers' 19-yard line in the third stanza. Gave the Titans a 24-13 advantage with a four-yard touchdown pass to Coffman on third-and-four with 3:42 left to play in the third quarter.

- At Philadelphia (11/23), started at quarterback and set the franchise rookie record with 345 passing yards on 20 of 39 passes with two touchdowns and an interception. Got the Titans on the scoreboard with a 40-yard touchdown connection to Justin Hunter on the first play of the second quarter. Set up the Titans second touchdown with a 68-yard pass to Delanie Walker in the second stanza. Kickstarted the Titans' final touchdown drive with a 27-yard completion to Walker down to the Eagles' 10-yard line in the final quarter. Connected with Dexter McCluster for a six-yard touchdown pass on fourth-and-six with 5:43 remaining in the game.
- At Houston (11/30), started at quarterback and completed 13 of 19 passes for 184 yards with a touchdown and an interception before leaving the game early in the third quarter with an injury. Connected with Derek Hagan on passes of 20 yards and 19 yards during the Titans' initial touchdown drive in the third quarter. Got the Titans on the scoreboard with a 36-yard touchdown pass to Kendall Wright on the Titans' first drive of the third quarter.
- Against N.Y. Giants (12/7), started at quarterback and completed 14 of 24 passes for 125 yards with an interception before leaving the game early in the fourth quarter with an injury. Connected with Nate Washington for a 30-yard reception in the fourth quarter.

COLLEGE:

- Played in 30 games with 25 starts during his three-year career at Louisiana State and posted a 19-6 mark as a starting quarterback. Became just the third player in LSU history to pass for 3,000 yards in a season in 2013 with 3,082 yards. Is the only player in LSU history to have back-to-back seasons of 2,500 yards or more (threw for 2,609 yards in 2012). Spent one year at Georgia before transferring to Butler (Kan.) Community College for the 2010 season. Played one season at Butler Community College leading him team to an 11-1 record and a berth in the JUCO National Championship Game.
- As a senior (2013), started all 12 regular season games for the Tigers, leading LSU to a 9-3 mark. Was injured in fourth quarter of season-finale against Arkansas and missed the Outback Bowl. Connected on 192 of 296 passes for 3,082 yards and 22 touchdowns and just eight interceptions. Ranked second in the SEC in pass efficiency behind Johnny Manziel (172.9) with a 171.4 rating. Just the third player in school history to pass for 3,000-yards or more in a season joining Rohan Davey (3,347 in 2001) and JaMarcus Russell (3,129 in 2006). Was the starting quarterback for the only team in SEC history with a 3,000-yard passer, two 1,000-yard receivers and a 1,000-yard rusher in the same season. Ranked third in school history with a 64.8 completion percentage in 2013 and eighth in completions (192).
- As a junior (2012), started all 13 games, leading LSU to a 10-3 overall mark and to three wins over Top 25 teams. Threw for 2,609 yards and 12 touchdowns on 207 of 352 passing. Threw just seven interceptions and his 50:1 ratio of passes to interceptions rates as the best for a single-season in school history for quarterbacks with at least 300 attempts. His 2,609 passing yards ranked as the fifth-highest total in school history. Capped regular-season by throwing for 200 or more yards in four straight games,

including three straight SEC games (298 vs. Alabama, 273 vs. Mississippi State, 282 vs. Ole Miss).

- As a sophomore (2011), played in five games with no starts in his first season at Louisiana State. Completed eight of 11 passes for 92 yards and his first career touchdown on a 19-yard strike to Kadron Boone against Northwestern State.
- As a freshman (2010), played one season at Butler Community College leading him team to an 11-1 record and a berth in the JUCO National Championship Game. His team finished year ranked No. 2 in the nation. Started all 12 games at Butler, throwing for 2,678 yards and 32 touchdowns with only four interceptions. Connected on 176 of 299 passes for a 58.9 completion percentage.
- As a freshman (2009), did not see any game action at Georgia before transferring to Butler (Kan.) Community College for the 2010 season.
- Graduated from Louisiana State in December of 2013 with a general studies degree.

PERSONAL:

- Single and resides in Nashville.
- Four-year letterwinner at Oconee County (Ga.) High School. Graduated early and enrolled at Georgia in January of 2009.
- As a senior, threw for 2,106 yards with 19 touchdowns and only six interceptions. Also ran for four scores. Was an Offense-Defense All-American selection as a senior and participated in the Hawai'i-Polynesian vs. Mainland All-American Bowl. Was also invited to the 2008 EA Sports Elite 11 Camp.
- Received 2008 *Atlanta-Journal Constitution* Georgia 150, Super Southern 100, and Class AAA All-State honorable mention and was named MVP of Elite 11 Alabama Nike Camp.
- Was the 2008 Offensive Player of the Year and Coaches Award recipient at Oconee. Was selected for the All-County and All-Region first-team units.
- As a junior, threw for 1,333 yards and 10 touchdowns while completing 117 of 189 attempts (61.9 percent).
- As a sophomore, threw for four touchdowns and 671 yards, connecting on 53 of 86 attempts (61.6 percent) in five games under center.
- List of favorites: (movie) "Anchorman: The Legend of Ron Burgundy"; (TV show) "Game of Thrones"; (actor) Vince Vaughn; (music artist) Red Hot Chili Peppers; (school subject) history; (car) Volkswagen van; (athlete as a child) Greg Maddux; (food) Mexican; and (pro sports team as a child) Atlanta Braves.
- Born Zachary Rich Mettenberger on July 16, 1991 in Athens, Ga.

ZACH METTENBERGER'S GAME-BY-GAME

2014 Tennessee Titans			PASSING												RUSHING				
Date	Opp	W/L	P/S	Att	Cmp	Pct	Yds	Yds/Att	TD	Int	Lg	Sk	Lst	Rating	Att	Yds	Avg	Lg	TD
Sept 7	@ KC	W	IA																
Sept 14	Dal	L	IA																
Sept 21	@ Cin	L	IA																
Sept 28	@ Ind	L	p	5	2	40.0	17	3.4	0	1	12	0	0	10.0	0	0	-	0	0
Oct 5	Cle	L	IA																
Oct 12	Jax	W	DNP																
Oct 19	@ Was	L	DNP																
Oct 26	Hou	L	S	41	27	65.9	299	7.3	2	1	48	2	9	93.4	1	-1	-1.0	-1	0
Nov 9	@ Bal	L	S	27	16	59.3	179	6.6	1	1	20	5	36	76.0	0	0	-	0	0
Nov 17	Pit	L	S	24	15	62.5	263	11.0	2	1	80t	0	0	110.2	0	0	-	0	0
Nov 23	@ Phi	L	S	39	20	51.3	345	8.8	2	1	68	5	46	88.1	2	-2	-1.0	-1	0
Nov 30	@ Hou	L	S	19	13	68.4	184	9.7	1	1	36t	1	14	95.1	1	8	8.0	8	0
Dec 7	NYG	L	S	24	14	58.3	125	5.2	0	1	30	5	33	55.0	1	-1	-1.0	-1	0
Dec 14	NYJ	L	IA																
Dec 18	@ Jax	L	IA																
Dec 28	Ind	L	IA																
Totals		2-14	7/6	179	107	59.8	1,412	7.9	8	7	80t	18	138	83.4	5	4	0.8	8	0

2015 Tennessee Titans			PASSING												RUSHING				
Date	Opp	W/L	P/S	Att	Cmp	Pct	Yds	Yds/Att	TD	Int	Lg	Sk	Lst	Rating	Att	Yds	Avg	Lg	TD
Sept 13	@ TB	W	p	0	0	-	0	-	0	0	0	0	0	-	3	-5	-1.7	-1	0
Sept 20	@ Cle	L	DNP																
Sept 27	Ind	L	DNP																
Oct 11	Buf	L	DNP																
Oct 18	Mia	L	p	8	5	62.5	63	7.9	0	0	23	1	9	87.0	1	4	4.0	4	0
Oct 25	Atl	L	S	35	22	62.9	187	5.3	1	2	19t	1	8	62.4	1	0	0.0	0	0
Nov 1	@ Hou	L	S	31	22	71.0	171	5.5	0	1	18	7	46	70.8	0	0	-	0	0
Nov 8	@ NO	W	DNP																
Nov 15	Car	L	DNP																
Nov 19	@ Jax	L	DNP																
Nov 29	Oak	L	DNP																
Dec 6	Jax	W	DNP																
Dec 13	@ NYJ	L	DNP																
Dec 20	@ NE	L	p	28	20	71.4	242	8.6	2	2	57t	2	19	91.7	2	5	2.5	5	0
Dec 27	Hou	L	S	51	27	52.9	234	4.6	1	1	31	1	7	63.7	0	0	-	0	0
Jan 3	@ Ind	L	S	13	5	38.5	38	2.9	0	1	17	1	9	14.6	2	4	2.0	5t	1
Totals		3-13	7/4	166	101	60.8	935	5.6	4	7	57t	13	98	66.7	9	8	0.9	5t	1

ZACH METTENBERGER'S NFL STATISTICS

REGULAR SEASON						PASSING								RUSHING						
Year	Team	GP/GS	Att	Cmp	Pct	Yds	Yd/Att	TD	INT	Lg	Sk	Yds	Rat	Att	Yds	Avg	Lg	TD		
2014	Tenn.	7/6	179	107	59.8	1,412	7.9	8	7	80t	18	138	83.4	5	4	0.8	8	0		
2015	Tenn.	7/4	166	101	60.8	935	5.6	4	7	57t	13	98	66.7	9	8	0.9	5t	1		
NFL Totals		14/10	345	208	60.3	2,347	6.8	12	14	80t	31	236	75.4	14	12	0.9	8	1		

Career record as starter: 0-10 (.000)

Single-Game Highs

Attempts - **51 vs. Houston (12/27/15)**

Completions - **27 (Twice, last vs. Houston 12/27/15)**

Passing Yards - 345 at Philadelphia (11/23/14)

Touchdown Passes - **2 (Four times, last at New England 12/20/15)**

Long Completion - 80t vs. Pittsburgh (11/17/14)

Rushes - **3 at Tampa Bay (9/13/15)**

Rushing Yards - 8 at Houston (11/30/14)

Long Rush - 8 at Houston (11/30/14)

Rushing Touchdowns - **1 at Indianapolis (1/3/15)**

91



DERRICK MORGAN

OUTSIDE LINEBACKER • 6'3" • 261 lbs

COLLEGE: GEORGIA TECH • ACQUIRED: 1ST ROUND - 2010

NFL EXP. (NFL/TITANS): 6/6 • HOMETOWN: COATESVILLE, PA.

GAMES PLAYED/GAMES STARTED: 76/65 (PLAYOFFS: 0/0)



PRO: Derrick Morgan enjoyed a productive 2014 season after switching positions to outside linebacker and was rewarded with a free agent deal by the Titans in the 2015 offseason. The 6-foot-3-inch, 261-pounder continued to show the promise that made him the Titans' 2010 first-round draft choice by leading the team with 6.5 sacks and setting career-best marks with 26 quarterback pressures and 13 tackles for loss in 2014. Morgan is an explosive defender equally adept at rushing the passer and stopping the run. The Georgia Tech product has a reputation as a gritty player with a non-stop motor, and he has the ability to play on either side of the defensive line or at outside linebacker.

CAREER HIGHLIGHTS:

- In his first season at outside linebacker in 2014, Morgan led the team with 6.5 sacks and tied for the team lead and set career-best marks with 26 quarterback pressures and 13 tackles for loss. He also posted a career-high 82 tackles, nine passes defended and two forced fumbles.
- In 2013, Morgan finished second on the Titans with six sacks and eight quarterback pressures.
- In 2012, Morgan led the team with 6.5 sacks and 19 quarterback pressures, while also posting a career-high 66 tackles.
- In 2011, Morgan appeared in 15 games and led the team with 20 quarterback pressures. He also tallied 47 tackles, 2.5 sacks, three tackles for loss and two passes defended.
- As a rookie in 2010, saw action in four games and amassed 10 tackles and 1.5 sacks before being placed on season-ending injured reserve.
- In 2009, Morgan's junior year, he won Conference Defensive Player of the Year honors after leading the ACC with 12.5 sacks and finishing second in the conference with 18.5 tackles for loss.

TITANS TIDBITS:

- Morgan helped deliver his daughter at home in April 2015.
- Morgan changed his jersey number from 90 to 91 during the 2012 offseason. He is familiar with the number 91, having worn it during his three seasons at Georgia Tech. Former Titans defensive lineman Jason Jones wore 91 in Morgan's first two seasons with the club.
- Morgan credits his mother, Pamela Wooden, as his primary role model in life. He also says that she should be credited with his football success, since, even as a single parent, she managed to take him to every practice and every game during his youth.
- Morgan experienced the 2010 NFL Draft as one of the players invited by the league to Radio City Music Hall. He was surrounded by his mother, father, grandparents and other loved ones when NFL Commissioner Roger Goodell announced his name with the 16th overall pick.

CAREER TRANSACTIONS:

- The Coatesville, Pa., native was selected by the Titans in the first round (16th overall) of the 2010 NFL Draft.

SEASON RECAPS:

2015 (10/9): Played in 10 games with nine starts at outside linebacker and registered 34 tackles, 4.5 sacks, 13 quarterback pressures, six tackles for loss, two passes defended and a forced fumble. Was inactive for three games before being placed on injured reserve on Dec. 17, 2015. Has led or tied for the team lead in sacks three times in 2015 (at TB, at CLE, vs. BUF). Has tied for the team lead in quarterback pressures twice in 2015 (vs. BUF, at HOU). Has tied for the team lead in passes defended twice in 2015 (vs. IND, at HOU). Tied a career-high with two sacks at Tampa Bay (9/13/15) and became the third player in the Titans era (1999–present) to reach 25 sacks with the club.

- At Tampa Bay (9/13), started at outside linebacker and tied a career-high with two sacks. Collected seven tackles, two quarterback pressures and two tackles for loss. Pushed a Browns offensive lineman into Jameis Winston and notched a 14-yard sack in the third quarter. Dropped Winston for a two-yard sack in the third quarter.
- At Cleveland (9/20), started at outside linebacker and amassed seven tackles, including a sack, forced fumble and a stop for loss. Combined with Da'Norris Searcy to stop Duke Johnson for no gain on a rush off right guard in the third quarter. Halted a Cleveland drive by sacking Johnny Manziel and forcing a fumble that was recovered by the Browns on third-and-five on the final play of the third quarter.
- Against Indianapolis (9/27), started at outside linebacker and totaled a tackle, a quarterback pressure and a pass defended. Ended a Colts' drive by knocking down a third-and-four pass intended for Tyler Varga late in the third quarter.
- Against Buffalo (10/11), started at outside linebacker and posted three tackles, including 1.5 sacks, two quarterback pressures and a stop for loss. Halted a Bills' drive by teaming with Jurrell Casey to drop Tyrod Taylor for a five-yard sack on third-and-10 in the second quarter. Ended a Bills' drive by sacking Taylor for an 11-yard loss late in the fourth quarter.
- Against Miami (10/18), started at outside linebacker and tallied five tackles.
- Against Atlanta (10/25), started at outside linebacker and amassed three tackles, including a stop for loss and two quarterback pressures. Stuffed Tevin Coleman for a one-yard loss on a rush off right tackle in the first quarter.
- At Houston (11/1), started at outside linebacker and registered three tackles, including three quarterback pressures and a pass defended. Batted down a pass intended for DeAndre Hopkins on the first play from scrimmage. Combined with DaQuan Jones to stop Alfred Blue for no gain on a rush off right tackle in the second quarter.
- At New Orleans (11/8), started at outside linebacker and totaled a quarterback pressure.
- Against Carolina (11/15), started at outside linebacker and tallied four tackles, including a stop for loss and a quarterback pressure.
- At Jacksonville (11/19), played as a reserve at outside linebacker and collected a tackle and a quarterback pressure.
- Against Oakland (11/29), was inactive.
- Against Jacksonville (12/6), was inactive.
- At N.Y. Jets (12/13), was inactive.

2014 (16/16): Started all 16 games at outside linebacker and led the team with 6.5 sacks. Tied for the team lead and set career-best marks with 26 quarterback pressures and 13 tackles for loss. Posted a career-high 82 tackles, nine passes defended and two forced fumbles. Led or tied for the team lead in tackles twice in 2014 (at PHI, at JAX). Led or tied for the team lead in quarterback pressures eight times in 2014 (at KC, vs. DAL, at IND, vs. CLE, vs. JAX, at WAS, at BAL, at JAX). Led or tied for the team lead in sacks five times in 2014 (at WAS, at BAL, at PHI, vs. NYJ, at JAX). Tied for the team lead in passes defended three times in 2014 (at KC, at BAL, at JAX).

- At Kansas City (9/7), started at outside linebacker and collected four tackles. Tied for the team lead with a career-high tying four quarterback pressures and two passes defended. Knocked down a pass intended for Travis Kelce in the second quarter. Batted down a pass intended for Donnie Avery in the final stanza.
- Against Dallas (9/14), started at outside linebacker and notched five solo tackles and a team-best two quarterback pressures. Stuffed DeMarco Murray for no gain on a rush off right tackle in the second quarter. Teamed

with Wesley Woodyard to stop Murray for no gain on a rush off left guard in the third quarter. Stopped DeMarco Murray for no gain on a rush off right guard in the fourth quarter.

- Against Jacksonville (10/12), started at outside linebacker and totaled two tackles, a team-high four quarterback pressures and a pass defended. Batted down a pass intended for Cecil Shorts III on the final drive in the fourth quarter.
- At Washington (10/19), started at outside linebacker and collected seven tackles, including a sack, a forced fumble, two quarterback pressures and two stops for loss. Strip-sacked Kirk Cousins and the fumble was recovered by Avery Williamson in the first quarter. Stonewalled Roy Helu for a three-yard loss on a short pass in the second quarter. Stuffed Roy Helu for a one-yard loss on a rush off right guard late in the fourth quarter.
- At Baltimore (11/9), started at outside linebacker and tallied five tackles, including a sack, a stop for loss, two quarterback pressures and a pass defended. Deflected a pass intended for Crockett Gilmore in the second stanza. Dropped Joe Flacco for an eight-yard sack on the final play of the first half.
- Against Pittsburgh (11/17), started at outside linebacker and notched six tackles, including a half sack and a pass defended. Teamed with Avery Williamson to sack Ben Roethlisberger for a one-yard loss in the second quarter.
- At Philadelphia (11/23), started at outside linebacker and led the team with a career-high 13 tackles, including a sack, three stops for loss and two quarterback pressures. Dropped LeSean McCoy for a one-yard loss on a rush off right end in the third stanza. Sacked Marck Sanchez for a two-yard loss in the fourth quarter. Stuffed Chris Polk for a two-yard loss on the third-and-five run late in the fourth quarter.
- At Houston (11/30), started at outside linebacker and notched six tackles, including two stops for loss and a quarterback pressure. Pounced on Ryan Fitzpatrick for a four-yard loss on a rush up the middle in the first quarter. Teamed with Avery Williamson to stop Damaris Johnson for a seven-yard loss on a reverse in the fourth quarter.
- Against N.Y. Jets (12/14), started at outside linebacker and collected six tackles, including a sack, a stop for loss and a quarterback pressure. Dropped Geno Smith for a nine-yard sack in the fourth quarter.
- At Jacksonville (12/18), started at outside linebacker and tied for the team lead with six tackles, including two sacks, a forced fumble, a stop for loss, a pass defended and a quarterback pressure. Came off the edge and strip-sacked Blake Bortles for a six-yard loss but the fumble was recovered by the Jaguars in the second quarter. Deflected a pass intended for Allen Hurns late in the second quarter. Ended a Jaguars' drive by dropping Bortles for a six-yard sack on third-and-10 in the fourth quarter.
- Against Indianapolis (12/28), started at outside linebacker and tallied seven tackles, including a team-high three stops for loss and a quarterback pressure. Stuffed Dan Herron for no gain on a rush off right tackle in the third quarter. Tackled Zurlon Tipton for no gain on a third-and-one rush in the fourth quarter. On the next play, stonewalled Tipton for a one-yard loss on a fourth-and-one rush. Nailed Tipton for no gain on a rush off right guard in the final stanza.

2013 (15/14): Played in 15 games with 14 starts at defensive end and ranked second on the team with six sacks and eight quarterback pressures. Registered 54 tackles, including three stops for loss, a pass defended, a forced fumble and a fumble recovery. Led or tied for the team lead in sacks five times in 2013 (at HOU, vs. JAX, vs. IND, at JAX, vs. HOU). Led or tied for the team lead in quarterback pressures six times in 2013 (at PIT, at HOU, vs. SD, vs. NYJ, vs. JAX, vs. IND).

- At Pittsburgh (9/8), started at defensive end and tallied four tackles, including a sack and two quarterback pressures. Dropped Ben Roethlisberger for a five-yard sack on the final play of the first half.
- At Houston (9/15), started at defensive end and compiled four tackles, including a sack, a stop for loss and a quarterback pressure. Stonewalled Arian Foster for a three-yard loss on a rush off left tackle in the third quarter. Dropped Matt Schaub for a seven-yard sack in the fourth quarter.
- Against N.Y. Jets (9/29), started at defensive end and posted four tackles, including a stop for loss and two quarterback pressures. Combined with Michael Griffin to stonewall Alex Green for a two-yard loss on a fourth-and-one toss in the fourth quarter.
- At St. Louis (11/3), started at defensive end and collected two tackles and a fumble recovery. Recovered a Kellen Clemens fumble at the Rams' 19-yard line after a Jurrell Casey strip-sack in the fourth quarter.
- Against Jacksonville (11/10), started at defensive end and notched eight tackles, a sack, a tackle for loss and a quarterback pressure. Stuffed Maurice Jones-Drew for no gain on a rush up the middle in the second

quarter. Teamed with Sammie Hill to stuff Jones-Drew for a two-yard loss on a carry off left tackle in the second quarter. Halted a Jaguars' drive by dropping Chad Henne for a nine-yard sack on third-and-six in the fourth quarter. Combined with Michael Griffin to stuff Jones-Drew for a two-yard loss on a rush off right end in the fourth quarter.

- Against Indianapolis (11/14), started at defensive end and compiled five tackles, including a sack and a quarterback pressure. Forced the Colts to settle for a field goal by dropping Andrew Luck for a three-yard sack on third-and-five late in the second quarter.
- At Indianapolis (12/1), started at defensive end and amassed three tackles and a forced fumble. During a Jurrell Casey sack forced an Andrew Luck fumble but the ball was recovered by the Colts in the second quarter.
- At Jacksonville (12/22), started at defensive end and tied for the team lead with a career-high nine tackles, including a sack. Sacked Chad Henne for a seven-yard loss in the third quarter.
- Against Houston (12/29), started at defensive end and tallied four tackles, including a sack. Dropped Matt Schaub for a six-yard sack in the fourth quarter.

2012 (16/16): Started all 16 games at defensive end for the first time in his career. Led the team with 6.5 sacks and 19 quarterback pressures. Also posted a career-high 66 tackles, five tackles for loss, five passes defended, a forced fumble and a fumble recovery. Tied a career-best with eight tackles against New England (9/9/12). Led or tied for the team lead in sacks three times in 2012 (at SD, vs. PIT, vs. JAX). Led or tied for the team lead in quarterback pressures seven times in 2012 (vs. DET, vs. PIT, vs. CHI, at MIA, at JAX, vs. NYJ, at GB). Tied for the team lead in passes defended once in 2012 (at BUF).

- Against New England (9/9), started at defensive end and tied a career-high with eight tackles, including a stop for loss. Stopped Stevan Ridley for a one-yard loss on a rush off right end early in the third quarter. Stuffed Brandon Bolden for no gain on a rush off left tackle late in the fourth quarter.
- At San Diego (9/16), started at defensive end and totaled five tackles, including a sack, a tackle for loss and a quarterback pressure. Teamed with Robert Johnson to stop Curtis Brinkley for a third-yard loss on a rush off right end in the first stanza. Stopped Eddie Royal for a two-yard loss on a short pass in the second quarter. Ended a Chargers' drive by sacking Philip Rivers for a five-yard loss on third-and-four late in the second quarter.
- Against Pittsburgh (10/11), started at defensive end and posted two tackles, including a sack, a stop for loss, two quarterback pressures and a pass defended. Knocked down a pass intended for Antonio Brown in the second quarter. Ended a Steelers' drive by sacking Ben Roethlisberger for a seven-yard loss on third-and-six in the second quarter. Teamed with Kamerion Wimbley to stop Baron Batch for no gain on a rush up the middle early in the fourth quarter. Stonewalled Batch for a one-yard loss on a rush up the middle in the fourth quarter.
- At Buffalo (10/21), started at defensive end and posted five tackles, a fumble recovery and a pass defended. Teamed with Kamerion Wimbley to stuff C.J. Spiller for a three-yard loss on a rush off right guard in the second stanza. Batted down a pass intended for Fred Jackson in the second quarter. Pounced on a fumble at the Buffalo 32-yard line after Kamerion Wimbley came off the edge and strip-sacked Ryan Fitzpatrick early in the third quarter. Helped get the Titans' offense the ball back late in the fourth quarter by pressuring Ryan Fitzpatrick on a third-and-seven pass that was then intercepted by Jason McCourty along the sideline.
- Against Indianapolis (10/28), started at defensive end and tallied two tackles, a half sack, a forced fumble, a quarterback pressure and a pass defended. Batted down a pass intended for Reggie Wayne at the line of scrimmage in the second quarter. Combined with Kamerion Wimbley to drop Andrew Luck for a four-yard sack and forced a fumble that was recovered by the Colts in the second quarter.
- At Miami (11/11), started at defensive end and recorded three tackles, a team-best four quarterback pressures, a tackle for loss and a pass defended. Stonewalled Reggie Bush for a three-yard loss on a rush off right tackle in the first quarter. Batted down a pass at the line of scrimmage that was intended for Lamar Miller in the second quarter.
- At Indianapolis (12/9), started at defensive end and tallied three tackles, including a sack. Halted a Colts' drive by dropping Andrew Luck for a eight-yard sack on third-and-seven in the second quarter.
- Against N.Y. Jets (12/17), started at defensive end and registered four tackles, including a sack and two quarterback pressures. Sacked Mark Sanchez for a seven-yard loss in the second quarter.
- Against Jacksonville (12/30), started at defensive end and recorded three

tackles, including two sacks. Stonewalled Keith Toston for no gain on a Wildcat run in the first quarter. Combined with Kamerion Wimbley to sack Chad Henne for a seven-yard loss in the second quarter. Ended a Jaguars' drive by sacking Chad Henne for a six-yard loss on third-and-five late in the second quarter. Halted a Jaguars' drive by teaming with Akeem Ayers to drop Chad Henne for a six-yard sack on third-and-12 in the fourth quarter.

2011 (15/10): Appeared in 15 games with 10 starts and led the team with 20 quarterback pressures. Added 47 tackles, 2.5 sacks, three tackles for loss and two passes defended. Tied for the team lead in tackles once in 2011 (at IND). Tied for the team lead in sacks twice in 2011 (vs. BAL, at CLE). Led or tied for the team lead in quarterback pressures six times in 2011 (at PIT, vs. IND, vs. CIN, at BUF, vs. NO, vs. JAX). Made his first career start against Indianapolis (10/30/11). Was inactive for the season opener at Jacksonville (9/11).

- Against Baltimore (9/18), returned to the lineup as a reserve defensive end and tallied three tackles, a sack and two quarterback pressures. Dropped Joe Flacco for a five-yard sack on the final play of the game.
- Against Denver (9/25), played in a reserve role at defensive end and notched three tackles, including a stop for loss and a quarterback pressure. Completed a four-play goalline stand by stuffing Willis McGahee for a one-yard loss on a fourth-and-one rush in the final stanza.
- At Cleveland (10/2), played in a reserve role at defensive end and collected three solo tackles, including a sack and a quarterback pressure. Dropped Colt McCoy for a sack late in the fourth quarter.
- Against Indianapolis (10/30), made his first career start at defensive end and posted four tackles, three quarterback pressures and a pass defended. Batted down a pass intended for Pierre Garcon at the line of scrimmage late in the fourth quarter.
- Against Cincinnati (11/6), started at defensive end and notched three tackles, including a stop for loss and a team-best three quarterback pressures. Dropped Cedric Benson for a one-yard loss on a rush off right guard early in the third quarter.
- At Indianapolis (12/18), started at defensive end and tied for the team lead with eight tackles.
- Against Jacksonville (12/24), started at defensive end and totaled seven tackles, a team-best three quarterback pressures, a stop for loss and a pass defended. Stuffed Maurice Jones-Drew for a three-yard loss on a rush off right tackle in the first quarter. Batted down a pass intended for Jarett Dilliard at the line of scrimmage in the second quarter.
- At Houston (1/1), started at defensive end and collected three tackles, including a half sack and a quarterback pressure. Teamed with Jurrell Casey to drop T.J. Yates for a five-yard sack on the Texans' first play from scrimmage.

2010 (4/0): Appeared in four games as a reserve defensive end and collected 10 tackles and 1.5 sacks. Placed on injured reserve on Oct. 5, 2010 with a knee injury. Collected his first career sack in his first career game against Oakland (9/12/10). Tied for the team lead in sacks once in 2010 (vs. OAK).

- Against Oakland (9/12), played in a reserve role at defensive end in his first NFL contest and posted a sack and a pass defended. Registered his first career sack by dropping Jason Campbell for an eight-yard loss in the first quarter. Batted down a pass intended for Darren McFadden in the fourth quarter.
- Against Pittsburgh (9/19), played in a reserve role at defensive end and collected five tackles, including a half sack. Halted a Steelers' drive by combining with Tony Brown to sack Charlie Batch for a five-yard loss on third-and-15 in the third quarter.
- Against Denver (10/3), played in a reserve role at defensive end before leaving the game in the second quarter with an injury.

COLLEGE:

- In three seasons at Georgia Tech, Morgan totaled 115 tackles, 19.5 sacks, 29.5 tackles for loss, five passes defended, six fumble recoveries and two forced fumbles in 39 games. He played in 12 games as a reserve defensive end during his freshman season and then started all 27 of the team's games during his sophomore and junior seasons at left defensive end. His 19.5 sacks ranked seventh in Georgia Tech history.
- As a junior (2009), named the ACC Defensive Player of the Year after leading the conference (eighth in nation) with 12.5 sacks, which tied for fourth on school's single-season record list. During his team's ACC Championship season, his career-best 55 tackles ranked fifth on the squad. With 18.5 tackles for losses, he ranked second in the ACC and also tied for seventh on Tech's annual record chart. He added one pass defended, two

fumble recoveries and two forced fumbles in 14 games. Earned first-team All-American honors from The NFL Draft Report, Associated Press and American Football Coaches Association, and added second-team honors from Walter Camp, *Sports Illustrated* and *The Sporting News*.

- As a sophomore (2008), started all 13 games and ranked second on the team (eighth in ACC) with seven sacks. Also led the team's defensive linemen with 51 tackles and added 9.5 tackles for loss, three passes defended, four fumble recoveries (tied for second in nation) and one blocked field goal.
- As a freshman (2007), saw action in 12 of 13 games as a reserve and registered nine tackles, 1.5 tackles for loss and one pass defended.
- Enrolled in January 2007 and participated in spring practice.
- Majored in business management.

PERSONAL:

- Married and has a son and a daughter.
- Splits time between Nashville and Coatesville, Pa.
- Listed by Rivals.com and SuperPrep as the first-overall prospect in Pennsylvania when he was coming out of Coatesville (Pa.) High School. He earned first-team All-State and league Defensive Player of the Year honors after collecting seven sacks, six tackles for loss and 47 tackles as a senior defensive end. He also recorded 523 yards and eight touchdowns as a running back.
- Member of Kappa Alpha Psi fraternity.
- Follow Morgan on Twitter at @dmorg91.
- List of favorites: (movie) "Boyz n the Hood"; (TV show) "The Fresh Prince of Bel Air"; (actor) Will Smith; (music artist) The Notorious B.I.G.; (school subject) entrepreneurship; (video game) Call of Duty; (food) pizza; (sports hero) Jerry Rice; and (sports team as a child) San Francisco 49ers.
- Born Derrick Lee Morgan on Jan. 6, 1989 in Lancaster, Pa.

DERRICK MORGAN'S GAME-BY-GAME

2010 Tennessee Titans

Date	Opp	W/L	P/S	Tot	Solo	Asst	Sk	- Yds	QBP	TFL	Int-	Yds	-TD	PD	FF	FR-	Yds	SpT
Sept 12	Oak	W	p	1	1	0	1.0	8.0	1	0	0	0	0	1	0	0	0	0
Sept 19	Pit	L	p	5	2	3	0.5	2.5	0	0	0	0	0	0	0	0	0	0
Sept 26	@ NYG	W	p	4	3	1	0.0	0.0	0	0	0	0	0	0	0	0	0	0
Oct 3	Den	L	p	0	0	0	0.0	0.0	0	0	0	0	0	0	0	0	0	0
Oct 10	@ Dal																	
Oct 18	@ Jax																	
Oct 24	Phi																	
Oct 31	@ SD																	
Nov 14	@ Mia																	
Nov 21	Was																	
Nov 28	@ Hou																	
Dec 5	Jax																	
Dec 9	Ind																	
Dec 19	Hou																	
Dec 26	@ KC																	
Jan 2	@ Ind																	
Totals		2-2	4/0	10	6	4	1.5	10.5	1	0	0	0	0	1	0	0	0	0

2011 Tennessee Titans

Date	Opp	W/L	P/S	Tot	Solo	Asst	Sk	- Yds	QBP	TFL	Int -	Yds -TD	PD	FF	FR -	Yds	SpT
Sept 11	@ Jax	L	IA														
Sept 18	Bal	W	p	3	3	0	1.0	5.0	2	0	0	0	0	0	0	0	0
Sept 25	Den	W	p	3	1	2	0.0	0.0	1	1	0	0	0	0	0	0	0
Oct 2	@ Cle	W	p	3	3	0	1.0	1.0	1	0	0	0	0	0	0	0	0
Oct 9	@ Pit	L	p	2	0	2	0.0	0.0	2	0	0	0	0	0	0	0	0
Oct 23	Hou	L	p	1	0	1	0.0	0.0	0	0	0	0	0	0	0	0	0
Oct 30	Ind	W	S	4	2	2	0.0	0.0	3	0	0	0	1	0	0	0	0
Nov 6	L Cin	L	S	3	1	2	0.0	0.0	3	1	0	0	0	0	0	0	0
Nov 13	@ Car	W	S	3	2	1	0.0	0.0	0	0	0	0	0	0	0	0	0
Nov 20	@ Atl	L	S	2	1	1	0.0	0.0	0	0	0	0	0	0	0	0	0
Nov 27	TB	W	S	0	0	0	0.0	0.0	0	0	0	0	0	0	0	0	0
Dec 4	@ Buf	W	S	1	0	1	0.0	0.0	2	0	0	0	0	0	0	0	0
Dec 11	NO	L	S	4	1	3	0.0	0.0	2	0	0	0	0	0	0	0	0
Dec 18	@ Ind	L	S	8	4	4	0.0	0.0	0	0	0	0	0	0	0	0	0
Dec 24	Jax	W	S	7	5	2	0.0	0.0	3	1	0	0	1	0	0	0	0
Jan 1	@ Hou	W	S	3	0	3	0.5	2.5	1	0	0	0	0	0	0	0	0
Totals		9-7	15/10	47	23	24	2.5	8.5	20	3	0	0	2	0	0	0	0

2012 Tennessee Titans

Date	Opp	W/L	P/S	Tot	Solo	Asst	Sk	- Yds	QBP	TFL	Int -	Yds	TD	PP	FR	- Yds	SpT
Sept 9	NE	L	S	8	7	1	0.0	0.0	0	1	0	0	0	0	0	0	0
Sept 16	@ SD	L	S	5	3	2	1.0	6.0	1	1	0	0	0	0	0	0	0
Sept 23	Det	W	S	5	3	2	0.0	0.0	2	0	0	0	0	0	0	0	0
Sept 30	@ Hou	L	S	4	3	1	0.0	0.0	1	1	0	0	0	0	0	0	0
Oct 7	@ Min	L	S	6	2	4	0.0	0.0	0	0	0	0	0	0	0	0	0
Oct 11	Pit	W	S	2	1	1	1.0	7.0	2	1	0	0	0	1	0	0	0
Oct 21	@ Buf	W	S	5	1	4	0.0	0.0	0	0	0	0	1	0	1	0	0
Oct 28	Ind	L	S	2	0	2	0.5	2.0	1	0	0	0	0	1	1	0	0
Nov 4	Chi	L	S	5	1	4	0.0	0.0	1	0	0	0	0	1	0	0	0
Nov 11	@ Mia	W	S	3	1	2	0.0	0.0	4	1	0	0	0	1	0	0	0
Nov 25	@ Jax	L	S	3	3	0	0.0	0.0	1	0	0	0	0	0	0	0	0
Dec 2	Hou	L	S	5	3	2	0.0	0.0	1	0	0	0	0	0	0	0	0
Dec 9	@ Ind	L	S	3	3	0	1.0	8.0	0	0	0	0	0	0	0	0	0
Dec 17	NYJ	W	S	4	1	3	1.0	7.0	2	0	0	0	0	0	0	0	0
Dec 23	@ GB	L	S	3	2	1	0.0	0.0	3	0	0	0	0	0	0	0	0
Dec 30	Jax	W	S	3	1	2	2.0	12.5	0	0	0	0	0	0	0	0	0
Totals		6-10	16/16	66	35	31	6.5	42.5	19	5	0	0	0	5	1	1	0

2013 Tennessee Titans

Date	Opp	W/L	P/S	Tot	Solo	Asst	Sk	- Yds	QBP	TFL	Int-	Yds	-TD	PD	FF	Fr - Yds	SpT
Sept 8	@ Pit	W	S	4	3	1	1.0	5.0	2	0	0	0	0	0	0	0	0
Sept 15	@ Hou	L	S	4	3	1	1.0	7.0	1	1	0	0	0	0	0	0	0
Sept 22	SD	W	S	4	1	3	0.0	0.0	1	0	0	0	0	0	0	0	0
Sept 29	NYJ	W	S	4	3	1	0.0	0.0	2	1	0	0	0	0	0	0	0
Oct 6	KC	L	S	2	1	1	0.0	0.0	0	0	0	0	0	0	0	0	0
Oct 13	@ Sea	L	p	0	0	0	0.0	0.0	0	0	0	0	0	1	0	0	0
Oct 20	SF	L	IA														
Nov 3	@ StL	W	S	2	1	1	0.0	0.0	0	0	0	0	0	0	0	1	0
Nov 10	Jax	L	S	8	6	2	1.0	9.0	1	1	0	0	0	0	0	0	0
Nov 14	Ind	L	S	5	3	2	1.0	3.0	1	0	0	0	0	0	0	0	0
Nov 24	@ Oak	W	S	2	1	1	0.0	0.0	0	0	0	0	0	0	0	0	0
Dec 1	@ Ind	L	S	3	0	3	0.0	0.0	0	0	0	0	0	0	1	0	0
Dec 8	@ Den	L	S	2	0	2	0.0	0.0	0	0	0	0	0	0	0	0	0
Dec 15	Ari	L	S	1	1	0	0.0	0.0	0	0	0	0	0	0	0	0	0
Dec 22	@ Jax	W	S	9	5	4	1.0	7.0	0	0	0	0	0	0	0	0	0
Dec 29	Hou	W	S	4	3	1	1.0	6.0	0	0	0	0	0	0	0	0	0
Totals		7-9	15/14	54	31	23	6.0	37.0	8	3	0	0	0	1	1	1	0

2014 Tennessee Titans

Date	Opp	W/L	P/S	Tot	Solo	Asst	Sk	- Yds	QBP	TFL	Int-	Yds	-TD	PD	FF	FR -	Yds	SpT
Sept 7	@ KC	W	S	4	3	1	0.0	0.0	4	0	0	0	0	2	0	0	0	0
Sept 14	Dal	L	S	5	5	0	0.0	0.0	2	0	0	0	0	0	0	0	0	0
Sept 21	@ Cin	L	S	2	1	1	0.0	0.0	0	0	0	0	0	0	0	0	0	0
Sept 28	@ Ind	L	S	1	0	1	0.0	0.0	3	0	0	0	0	1	0	0	0	0
Oct 5	Cle	L	S	5	4	1	0.0	0.0	2	0	0	0	0	1	0	0	0	0
Oct 12	Jax	W	S	2	1	1	0.0	0.0	4	0	0	0	0	1	0	0	0	0
Oct 19	@ Was	L	S	7	6	1	1.0	8.0	2	2	0	0	0	0	1	0	0	0
Oct 26	Hou	L	S	4	2	2	0.0	0.0	0	0	0	0	0	1	0	0	0	0
Nov 9	@ Bal	L	S	5	2	3	1.0	8.0	2	1	0	0	0	1	0	0	0	0
Nov 17	Pit	L	S	6	1	5	0.5	0.5	0	0	0	0	0	1	0	0	0	0
Nov 23	@ Phi	L	S	13	9	4	1.0	2.0	2	3	0	0	0	0	0	0	0	0
Nov 30	@ Hou	L	S	6	4	2	0.0	0.0	1	2	0	0	0	0	0	0	0	0
Dec 7	NYG	L	S	3	1	2	0.0	0.0	2	0	0	0	0	0	0	0	0	0
Dec 14	NYJ	L	S	6	3	3	1.0	9.0	1	1	0	0	0	0	0	0	0	0
Dec 18	@ Jax	L	S	6	5	1	2.0	8.0	1	1	0	0	0	1	1	0	0	0
Dec 28	Ind	L	S	7	5	2	0.0	0.0	1	3	0	0	0	0	0	0	0	0
Totals		2-14	16/16	82	52	30	6.5	35.5	27	13	0	0	0	9	2	0	0	0

2015 Tennessee Titans

Date	Opp	W/L	P/S	Tot	Solo	Asst	Sk	- Yds	QBP	TFL	Int-	Yds	-TD	PD	FF	FR -	Yds	SpT
Sept 13	@ TB	W	S	7	4	3	2.0	16.0	2	2	0	0	0	0	0	0	0	0
Sept 20	@ Cle	L	S	7	5	2	1.0	4.0	0	1	0	0	0	0	1	0	0	0
Sept 27	Ind	L	S	1	1	0	0.0	0.0	1	0	0	0	0	1	0	0	0	0
Oct 11	Buf	L	S	3	1	2	1.5	13.5	2	1	0	0	0	0	0	0	0	0
Oct 18	Mia	L	S	5	4	1	0.0	0.0	0	0	0	0	0	0	0	0	0	0
Oct 25	Atl	L	S	3	2	1	0.0	0.0	2	1	0	0	0	0	0	0	0	0
Nov 1	@ Hou	L	S	3	1	2	0.0	0.0	3	0	0	0	0	1	0	0	0	0
Nov 8	@ NO	W	S	0	0	0	0.0	0.0	1	0	0	0	0	0	0	0	0	0
Nov 15	Car	L	S	4	2	2	0.0	0.0	1	1	0	0	0	0	0	0	0	0
Nov 19	@ Jax	L	p	1	0	1	0.0	0.0	1	0	0	0	0	0	0	0	0	0
Nov 29	Oak	L	IA															
Dec 6	Jax	W	IA															
Dec 13	@ NYJ	L	IA															
Dec 20	@ NE																	
Dec 27	Hou																	
Jan 3	@ Ind																	
Totals		3-10	10/9	34	20	14	4.5	33.5	13	6	0	0	0	2	1	0	0	0

DERRICK MORGAN'S NFL STATISTICS

REGULAR SEASON				TACKLES							INTERCEPTIONS					FUMBLES			
Year	Team	GP	GS	Tot	Solo	Asst	Sk	Yds	QBP	TFL	No	Yds	Lg	TD	PD	FF	FR	Yds	SpT
2010	Tennessee	4	0	10	6	4	1.5	10.5	1	0	0	0	0	0	1	0	0	0	0
2011	Tennessee	15	10	47	23	24	2.5	8.5	20	3	0	0	0	0	2	0	0	0	0
2012	Tennessee	16	16	66	35	31	6.5	42.5	19	5	0	0	0	0	5	1	1	0	0
2013	Tennessee	15	14	54	31	23	6.0	37.0	8	3	0	0	0	0	1	1	1	0	0
2014	Tennessee	16	16	82	52	30	6.5	35.5	27	13	0	0	0	0	9	2	0	0	0
2015	Tennessee	10	9	34	20	14	4.5	33.5	13	6	0	0	0	0	2	1	0	0	0
NFL Totals		76	65	293	167	126	27.5	167.5	88	30	0	0	0	0	20	5	2	0	0

Single-Game Highs

Tackles - 13 at Philadelphia (11/23/14)

Sacks - **2 (Three times, last at Tampa Bay 9/13/15)**

Quarterback Pressures - 4 (Three times, last vs. Jacksonville 10/12/14)

Fumble Recovery - 1 at Buffalo (10/21/12)

Forced Fumble - 1 (Four times, last at Jacksonville 12/18/14)

Tackles For Loss - 3 (Twice, last vs. Indianapolis 12/28/14)

53



DEIONTREZ MOUNT

OUTSIDE LINEBACKER • 6'5" • 249 lbs • COLLEGE: LOUISVILLE
 ACQUIRED: 6TH ROUND - 2015 • NFL EXPERIENCE: ROOKIE
 HOMETOWN: FT. WALTON BEACH, FLA.
 GAMES PLAYED/GAMES STARTED: 4/0 (PLAYOFFS: 0/0)



PRO: The Titans used their first of two sixth-round picks in the 2015 NFL Draft on Louisville defender Deiontrez Mount. The 6-foot-5-inch, 249-pound defender arrives in the NFL with a reputation as a versatile pass rusher who played at multiple spots in Louisville's front seven. He will compete immediately with the Titans on special teams and as a reserve outside linebacker. At his pro day workout at Louisville, he bench pressed 225 pounds 28 times and recorded a 4.62-second 40-yard dash, which would have put him in the top 11 at the NFL Scouting Combine among defensive end and linebacker prospects.

CAREER HIGHLIGHTS:

- As a senior at Louisville, Mount set his career highs with 37 tackles, six sacks and 10.5 tackles for loss.
- Mount recorded a solo sack in eight different games during his career at Louisville.

TITANS TIDBITS:

- Mount grew up as a Titans fan because his favorite player was Titans running back Eddie George.
- He is an avid fan of J.K. Rowling's "Harry Potter" books and lists Rowling as the person he most wants to meet.

CAREER TRANSACTIONS:

- The Ft. Walton Beach, Fla., native was selected by the Titans in the sixth round (177th overall) of the 2015 NFL Draft.

SEASON RECAPS:

2015 (4/0): Played in four games as a rookie and registered a tackle, an interception and a special teams stop. Placed on injured reserve on Oct. 17, 2015 with a knee injury. Played in his first career NFL game and notched his first career interception at Tampa Bay (9/13/15). Has tied for the team lead in special teams tackles once in 2015 (vs. BUF).

- At Tampa Bay (9/13), played as a reserve outside linebacker in his NFL debut and collected his first career interception. Leaped in the air and snared his first career interception on a Jameis Winston pass intended for Charles Sims in the flat.
- At Cleveland (9/20), saw action as a reserve on special teams and at outside linebacker.
- Against Indianapolis (9/27), played as a reserve on special teams and at outside linebacker.
- Against Buffalo (10/11), played as a reserve on special teams and saw limited action at outside linebacker. Collected a special teams stop on coverage units.

COLLEGE:

- In a four-year career at Louisville, Mount appeared in 45 games and recorded 13 total starts, seeing time as a defensive end and outside linebacker. His career totals included 82 tackles, 9.5 sacks and 18 tackles for loss.

AS A SENIOR (2014), he played in 13 games with five starts. Set career highs with 37 tackles, five sacks and 10.5 tackles for loss.

- Against Miami (9/1), tallied five tackles, a sack and two tackles for loss in a season-opening win.
- At Syracuse (10/3), credited with four tackles, a sack and a career-high three tackles for loss.
- Against Kentucky (11/29), registered four tackles and a sack in a win.
- Against Georgia (12/23), posted four tackles in the Belk Bowl.

AS A JUNIOR (2013), played in 10 games as a reserve defensive end, missing three contests due to injury. Totaled nine tackles, a half sack and 1.5 tackles for loss.

- Against Eastern Kentucky (9/7), notched two tackles and a half sack.
- At Connecticut (11/8), had a season-high two tackles, including a tackle for loss, in a win.

AS A SOPHOMORE (2012), played in all 13 games and made three starts. Finished with 26 tackles, four tackles for loss and 2.5 sacks.

- At Pittsburgh (10/13), recorded a sack.
- Against Temple (11/3), recorded a career-best six tackles, including two tackles for loss and a sack.
- Against Florida (1/2/13), made two tackles in a Sugar Bowl win.

AS A FRESHMAN (2011), played in nine games and earned five starts. Totaled 10 tackles, 2.5 tackles for loss and 1.5 sacks.

- At North Carolina (10/8), made his first collegiate start at linebacker.
- Against Syracuse (10/29), had a season-best five tackles in a win.
- At South Florida (11/25), recorded his first career solo sack.
- Graduated from Louisville in December 2014 with a degree in communications.

PERSONAL:

- Attended Ft. Walton Beach (Fla.) High School, where he recorded 54 tackles and 5.5 sacks as a senior.
- Ranked as the No. 34 weakside defensive end by Rivals.com.
- Was a FHSAA 3A Outdoor State Championship qualifier in the 110-meter hurdles and also participated in the 300 hurdles, long jump and the 4x100 relay.
- List of favorites: (movie) "American Sniper"; (TV show) "South Park"; (actor) Liam Neeson; (video game) "League of Legends"; (food) P.F. Chang's; (guilty pleasure) listening to Taylor Swift music; (athlete as a child) Eddie George; and (team as a child) Minnesota Vikings.
- Follow Mount on Twitter: @deemount
- Follow Mount on Instagram: @deemount1
- Born Deiontrez Mount on Feb. 26, 1993 in Pensacola, Fla.

DEIONTREZ MOUNT'S COLLEGE STATISTICS

REGULAR SEASON

REGULAR SEASON				TACKLES						INTERCEPTIONS				FUMBLES		
Year	Team	GP	GS	Tot	Solo	Asst	Sk	Yds	TFL	No	Yds	Lg	TD	FF	FR	Yds
2011	Louisville	9	5	10	6	4	1.5	14	2.5	0	0	-	0	0	0	0
2012	Louisville	13	3	26	11	15	2.5	21	4.0	0	0	-	0	0	0	0
2013	Louisville	10	0	9	4	5	0.5	5	1.5	0	0	-	0	0	0	0
2014	Louisville	13	5	37	28	9	5.0	45	10.5	0	0	-	0	0	0	0
College Totals		45	13	82	49	33	9.5	85	18.0	0	0	-	0	0	0	0

Single-Game Highs

Tackles - 6 vs. Temple (11/3/12)

Sacks - 1 (Eight times, last at Notre Dame 11/22/14)

Tackles for Loss - 3 at Syracuse (10/3/14)

DEIONTREZ MOUNT'S GAME-BY-GAME

2015 Tennessee Titans

Date	Opp	W/L	P/S	Tot	Solo	Asst	Sk	- Yds	QBP	TFL	Int	Yds	TD	PD	FF	FR	Yds	SpT
Sept 13	@ TB	W	p	1	0	1	0.0	0.0	0	0	1	8	0	1	0	0	0	0
Sept 20	@ Cle	L	p	0	0	0	0.0	0.0	0	0	0	0	0	0	0	0	0	0
Sept 27	Ind	L	p	0	0	0	0.0	0.0	0	0	0	0	0	0	0	0	0	0
Oct 11	Buf	L	p	0	0	0	0.0	0.0	0	0	0	0	0	0	0	0	0	1
Oct 18	Mia			Placed on injured reserve on Oct. 17, 2015														
Oct 25	Atl																	
Nov 1	@ Hou																	
Nov 8	@ NO																	

Nov 15	Car																	
Nov 19	@ Jax																	
Nov 29	Oak																	
Dec 6	Jax																	
Dec 13	@ NYJ																	
Dec 20	@ NE																	
Dec 27	Hou																	
Jan 3	@ Ind																	
Totals		1-3	4/0	1	0	1	0.0	0.0	0	0	1	8	0	1	0	0	0	1

DEIONTREZ MOUNT'S NFL STATISTICS

REGULAR SEASON

REGULAR SEASON				TACKLES							INTERCEPTIONS					FUMBLES			
Year	Team	GP	GS	Tot	Solo	Asst	Sk	Yds	QBP	TFL	No	Yds	Lg	TD	PD	FF	FR	Yds	SpT
2015	Tennessee	4	0	1	0	1	0.0	0.0	0	0	1	8	8	0	1	0	0	0	1
NFL Totals		4	0	1	0	1	0.0	0.0	0	0	1	8	8	0	1	0	0	0	1

Single-Game Highs

Tackles - **1 at Tampa Bay (9/13/15)**

Interceptions - **1 at Tampa Bay (9/13/15)**

Special Teams Tackles - **1 vs. Buffalo (10/11/15)**

98



BRIAN ORAKPO

OUTSIDE LINEBACKER • 6'4" • 257 lbs • COLLEGE: TEXAS
 ACQUIRED: UNRESTRICTED FREE AGENT (WASHINGTON) - 2015
 NFL EXP. (NFL/TITANS): 7/1 • HOMETOWN: HOUSTON, TEXAS
 GAMES PLAYED/GAMES STARTED: 87/87 (PLAYOFFS: 0/0)



2015

PRO BOWLS



2009



2010



2013

PRO: The Titans entered the 2015 NFL free agency period looking to add pass rushing talent from the outside linebacker spot in their 3-4 defensive alignment. The club found just that when they signed three-time Pro Bowler Brian Orakpo as an unrestricted free agent on March 13, 2015. The 6-foot-4-inch, 257-pounder arrives in Tennessee having registered 40 career sacks and 156 quarterback pressures in six seasons (2009-14) with the Washington Redskins. The University of Texas product was originally drafted by the Redskins in the first round (13th overall) of the 2009 NFL Draft.

CAREER HIGHLIGHTS:

- In 2013, Orakpo earned his third career Pro Bowl berth after leading the Redskins with 10 sacks.
- Orakpo led or tied for the team lead in sacks in each of his first three seasons with the Redskins.
- In 2009, Orakpo was selected to his second consecutive Pro Bowl after leading the squad with 8.5 sacks.
- In 2009, Orakpo earned a Pro Bowl berth and was named to the PFW/PFWA All-Rookie Team after setting a Redskins rookie record and leading all NFL rookies with 11 sacks.

TITANS TIDBITS:

- Orakpo annually hosts The Brian Orakpo Leukemia Golf Classic to raise money for the National Capital Area Chapter of the Leukemia and Lymphoma Society.
- Orakpo is a good friend with Titans safety Michael Griffin. The two played together for three seasons at the University of Texas and Griffin was an integral part in helping recruit Orakpo to Nashville.

CAREER TRANSACTIONS:

- The Houston, Texas, native was selected by the Washington Redskins in the first round (13th overall) of the 2009 NFL Draft.
- Signed by the Redskins as their franchise player on March 27, 2014.
- Signed by the Titans as an unrestricted free agent on March 13, 2015.

SEASON RECAPS:

2015 (16/16 - Tennessee): Started all 16 games at outside linebacker in his first season with the Titans and tied for the team lead with seven sacks. Led the squad with 12 tackles for loss and 37 quarterback pressures. Registered 64 tackles, five passes defended, a forced fumble and a blocked field goal. With his sack at Jacksonville (11/19/15), tied a career high with his fourth consecutive game with at least one sack. Led or tied for the team lead in sacks five times in 2015 (vs. MIA, at HOU, at NO, vs. CAR, at JAX). Led or tied for the team lead in quarterback pressures 11 times in 2015 (at TB, at CLE, vs. MIA, vs. ATL, at HOU, at NO, at JAX, vs. JAX, at NE, vs. HOU, at IND). Led or tied for the team lead in tackles for loss four times in 2015 (vs. IND, at NO, vs. OAK, at IND). Tied for the team lead in passes defended four times in 2015 (at HOU, at NO, at JAX, vs. HOU).

- At Tampa Bay (9/13), started at outside linebacker in his Titans debut and led the team with four quarterback pressures. Collected a tackle.
- At Cleveland (9/20), started at outside linebacker and amassed five tackles, including a stop for loss and two quarterback pressures. Stuffed Isaiah Crowell for no gain on a third-and-one rush in the second quarter. Stonewalled Duke Johnson for a two-yard loss on a rush off left guard in the third stanza.
- Against Indianapolis (9/27), started at outside linebacker and totaled a sack, a tackle for loss and a quarterback pressure. Halted a Colts drive and registered his first sack with the Titans by dropping Andrew Luck for a six-yard loss on third-and-three in the second quarter.

- Against Buffalo (10/11), started at outside linebacker and posted a tackle. Stuffed Percy Harvin for a one-yard loss on a rush off right end in the third quarter.
- Against Miami (10/18), started at outside linebacker and tallied five tackles, including a sack, a stop for loss and a quarterback pressure. Ended a Dolphins' drive by sacking Ryan Tannehill for a two-yard loss on third-and-eight late in the third quarter.
- Against Atlanta (10/25), started at outside linebacker and amassed five tackles and three quarterback pressures.
- At Houston (11/1), started at outside linebacker and registered three tackles, including a sack, two tackles for loss, three quarterback pressures and a pass defended. Stuffed Chris Polk for no gain on a rush off right end in the second quarter. Dropped Brian Hoyer for a seven-yard sack late in the second quarter. Ended a Texans' drive by breaking up a pass intended for Garrett Graham on third-and-eight in the final stanza.
- At New Orleans (11/8), started at outside linebacker and totaled five tackles, including two sacks, two tackles for loss, five quarterback pressures and a pass defended. Broke up a pass intended for Willie Snead in the first quarter. Dropped Drew Brees for a four-yard sack in the second quarter. Sacked Brees for an eight-yard loss late in the fourth quarter. Deflected Kai Forbath's potential 46-yard game-winning field goal with less than a minute to play in the fourth quarter.
- Against Carolina (11/15), started at outside linebacker and tallied six tackles, including a sack, a stop for loss and a quarterback pressure. Teamed with Daimion Stafford to stuff Greg Olsen for a six-yard loss on a short pass in the second quarter. Ended a Panthers' drive by sacking Cam Newton for a six-yard loss on third-and-18 early in the third quarter.
- At Jacksonville (11/19), started at outside linebacker and collected four tackles, a sack, a forced fumble, a team-best four quarterback pressures, a stop for loss and a pass defended. Knocked down a pass intended for Julius Thomas on the Jaguars' first play from scrimmage. Forced a Blake Bortles fumble on a third-and-one rush that was recovered by David Bass at the Titans' 45-yard line in the second stanza. Made the Jaguars attempt a field goal by sacking Bortles for a nine-yard loss on third-and-three in the second quarter. With his sack, he tied a career high with his fourth consecutive game with at least one sack.
- Against Oakland (11/29), started at outside linebacker and recorded six tackles, including a stop for loss. Stonewalled Latavius Murray for a three-yard loss on a rush off left end in the first quarter.
- Against Jacksonville (12/6), started at outside linebacker and posted five tackles, two quarterback pressures and a pass defended. Combined with Wesley Woodyard to stuff T.J. Yeldon for no gain on a rush off left tackle in the second quarter. Batted down a pass intended for Allen Robinson during the Jaguars' final drive in the fourth quarter.
- At N.Y. Jets (12/13), started at outside linebacker and amassed three tackles.
- At New England (12/20), started at outside linebacker and tallied five tackles, including a stop for loss and three quarterback pressures. Stopped Brandon Bolden for a one-yard loss on a third-and-two rush off left end in the third quarter.
- Against Houston (12/27), started at outside linebacker and notched five tackles, three quarterback pressures and a pass defended. Ended a Texans' drive by breaking up a third-and-12 pass intended for Jaelen Strong in the second quarter.
- At Indianapolis (1/3), started at outside linebacker and recorded four tackles with a team-high five quarterback pressures and a stop for loss. Stuffed Frank Gore for a one-yard loss on a rush up the middle in the first quarter. Teamed with Coty Sensabaugh to stuff Trey Williams for no gain on a rush off right end in the fourth quarter.

2014 (7/7 - Washington): Started seven games and made 28 tackles, a half sack, nine quarterback pressures, a tackle for loss and a pass defended prior to being placed on injured reserve on Oct. 21, 2014.

- Against Seattle (10/6), tied a career high with eight tackles.

2013 (15/15 - Washington): Started 15 games one season removed from injury, earning his third career Pro Bowl berth after leading the team with 10.0 sacks. Also added the first interception and first touchdown of his career. Was inactive for one game.

- At Green Bay (9/15), registered five tackles with one sack, pushing him past the 30-sack milestone for his career.
- At Oakland (9/29), posted four tackles, two passes defended and two sacks.
- Against Chicago (10/20), collected four tackles and added the first interception of his career, which he returned 29 yards for his first career touchdown. The pick was the first of his life at any level.
- At Denver (10/27), recovered a Peyton Manning fumble to set up a Redskins touchdown.
- At Philadelphia (11/17), posted five tackles, including 1.5 sacks.
- Against N.Y. Giants (12/1), notched six tackles and two sacks.
- At Atlanta (12/15), tallied a team-high eight tackles, including 1.5 sacks and a fumble recovery.

2012 (2/2 - Washington): Started two games before suffering a season-ending injury to his pectoral. Posted eight tackles, including a sack, three quarterback pressures, a tackle for loss, a forced fumble and three passes defended. Placed on injured reserve on Sept. 18, 2012.

- At New Orleans (9/9), produced two solo tackles and three passes defended in a season-opening win.
- At St. Louis (9/16), registered three tackles and a strip-sack before leaving the game with an injury.

2011 (16/16 - Washington): Started all 16 games and notched nine sacks, which led the team for the third consecutive season. Finished with 66 tackles, 35 quarterback pressures, seven tackles for loss, five passes defended and three forced fumbles.

- Against Arizona (9/18), finished with one solo tackle, one sack and a forced fumble.
- At St. Louis (10/2), earned NFC Defensive Player of the Week honors after recording five tackles, 2.5 sacks and one forced fumble.
- At Carolina (10/23), recorded seven tackles and one sack.
- Against San Francisco (11/6), posted five tackles and one sack.
- At Seattle (11/27), notched four tackles, one sack and one pass defended.
- At N.Y. Giants (12/18), tallied two tackles, one sack and one pass defended.

2010 (15/15 - Washington): Started 15 games in his second campaign and amassed 78 tackles, a team-best 8.5 sacks, 47 quarterback pressures, nine tackles for loss and one forced fumble. Named to his second Pro Bowl. Was inactive for one contest.

- Against Dallas (9/12), recorded two tackles, as well as three quarterback pressures. Forced a holding penalty which negated what would have been the game tying touchdown with time expiring in the fourth quarter.
- Against Houston (9/19), totaled six tackles and a sack. His sack of quarterback Matt Schaub marked the 12th of his career.
- At St. Louis (9/26), had seven tackles and one sack.
- Against Green Bay (10/10), collected five tackles and two sacks.
- Against Indianapolis (10/17), totaled three tackles, one sack, four quarterback pressures and one forced fumble.
- At Chicago (10/24), registered six tackles, two sacks and three quarterback pressures. It marked the third consecutive game in which he recorded a sack, the first time in his career he accomplished the feat.
- Against Philadelphia (11/15), posted nine tackles and half a sack.
- Against Minnesota (11/28), amassed six tackles and one sack.

2009 (16/16 - Washington): Started all 16 regular season games and totaled 61 tackles, 11 sacks, 13 tackles for loss and 20 quarterback pressures. Named to the Pro Bowl and finished fourth in balloting for the *Associated Press* Defensive Rookie of the Year award. Set a Redskins rookie record for sacks (11), surpassing the previous high of six shared by Dean Hamel (1985) and Andre Collins (1990). Led all NFL rookies, finished tied for fourth in the NFC and tied for seventh in the NFL with 11 sacks. Became the first Redskins rookie to have at least a half-sack in four straight games.

- Against Detroit (9/27), recorded his first career sack.
- At Atlanta (11/8), posted two sacks, marking the first multi-sack game of his career.
- At Oakland (12/23), tied a Redskins record with a career-high four sacks and became the first NFL rookie to record four sacks in a game since Cornelius Bennett on Dec. 27, 1987.

COLLEGE:

- Won the Nagurski Trophy (nation's top defensive player), Lombardi Award (nation's top lineman), Hendricks Award (nation's top defensive end) and was a finalist for the Lott Trophy (defensive IMPACT player of the year) in 2008.
- Was a unanimous first-team All-America selection by the American Football Coaches Association, Associated Press, Football Writers Association of America, Sporting News and Walter Camp Football Foundation.
- Was the consensus Big 12 Defensive Player of the Year and unanimous first-team All-Big 12 selection.
- Posted 132 career tackles, 22 sacks (tied for 10th on Texas' all-time list), 38 tackles for a loss, 62 pressures, six passes defended, six forced fumbles and one fumble recovery during his career.
- As a senior (2008), posted 42 tackles and led the team with 11.5 sacks (sixth in NCAA), 19 tackles for loss (tied for seventh NCAA), 30 pressures and four forced fumbles (tied-12th NCAA).
- As a junior (2007), appeared in nine games, starting eight, and tallied 37 tackles, nine tackles for loss, 5.5 sacks, 12 pressures, two passes defended and a forced fumble.
- As a sophomore (2006), played in all 13 games, recording 26 tackles, six tackles for loss, 4.5 sacks and two passes defended.
- As a redshirt freshman (2005), was named Defensive Freshman of the Year and first-team Freshman All-America by *The Sporting News*. Earned Big 12 Defensive Freshman of the Year from the league's coaches and *The Sporting News* after recording 27 tackles and four tackles for loss.
- Graduated from Texas with a degree in youth and community studies in May 2009.

PERSONAL:

- Married to Bitura, and the couple has one son, Brian Jr., and one daughter, Brianna.
- Played for the Lamar (Texas) High School and was a three-year letterman and starter at defensive end as a sophomore, junior and senior. Was a two-time first-team all-district selection and was part of a Lamar squad that posted at least nine victories all three years (29-8 record).
- Posted 36 tackles, 12 tackles for loss and nine sacks and was tabbed second-team All-Greater Houston and first-team all-district 18-5A as a junior and senior.
- Also played high school basketball during his freshman through junior years.
- Was a member of University of Texas' Athletic Director's Honor Roll (Spring 2008) and was a prep honor roll student who posted better than a 3.0 GPA.
- Has a brother, Michael, who played collegiately at Colorado State and Texas State, and a sister, Jennifer.
- On Twitter: @rak98
- Born Brian Ndubisi Orakpo on July 31, 1986 in Houston, Texas.

BRIAN ORAKPO'S GAME-BY-GAME

2009 Washington Redskins

Date	Opp	W/L	P/S	Tot	Solo	Asst	Sk	- Yds	QBP	TFL	Int	- Yds	-TD	PD	FF	FR	- Yds	SpT
Sept 13	@ NYG	L	S	2	2	0	0.0	0.0	NA	NA	0	0	0	0	0	0	0	0
Sept 20	StL	W	S	1	0	1	0.0	0.0	NA	NA	0	0	0	0	0	0	0	0
Sept 27	@ Det	L	S	5	4	1	1.0	8.0	NA	NA	0	0	0	0	0	0	0	0
Oct 4	TB	W	S	7	5	2	1.0	2.0	NA	NA	0	0	0	0	0	0	0	0
Oct 11	@ Car	L	S	5	1	4	0.5	4.0	NA	NA	0	0	0	0	0	0	0	0
Oct 18	KC	L	S	6	4	2	1.0	6.0	NA	NA	0	0	0	0	0	0	0	0
Oct 26	Phi	L	S	2	0	2	0.0	0.0	NA	NA	0	0	0	0	0	0	0	0
Nov 8	@ Atl	L	S	5	3	2	2.0	10.0	NA	NA	0	0	0	0	0	0	0	0
Nov 15	Den	W	S	6	5	1	1.5	14.0	NA	NA	0	0	0	0	0	0	0	0
Nov 22	@ Dal	L	S	4	1	3	0.0	0.0	NA	NA	0	0	0	0	0	0	0	0
Nov 29	@ Phi	L	S	3	3	0	0.0	0.0	NA	NA	0	0	0	1	0	0	0	0
Dec 6	NO	L	S	3	2	1	0.0	0.0	NA	NA	0	0	0	0	0	0	0	0
Dec 13	@ Oak	W	S	6	5	1	4.0	44.0	NA	NA	0	0	0	0	1	0	0	0
Dec 21	NYG	L	S	1	1	0	0.0	0.0	NA	NA	0	0	0	0	0	0	0	0
Dec 27	Dal	L	S	3	2	1	0.0	0.0	NA	NA	0	0	0	0	0	0	0	0
Jan 3	@ SD	L	S	2	2	0	0.0	0.0	NA	NA	0	0	0	0	0	0	0	0
Totals			4-12 16/16	61	40	21	11.0	83.5	20	13	0	0	0	1	1	0	0	0

2010 Washington Redskins

Date	Opp	W/L	P/S	Tot	Solo	Asst	Sk	- Yds	QBP	TFL	Int	- Yds	-TD	PD	FF	FR	- Yds	SpT
Sept 12	Dal	W	S	2	2	0	0.0	0.0	NA	NA	0	0	0	1	0	0	0	0
Sept 19	Hou	L	S	6	6	0	1.0	3.0	NA	NA	0	0	0	1	0	0	0	0
Sept 26	@ StL	L	S	7	6	1	1.0	3.0	NA	NA	0	0	0	0	0	0	0	0
Oct 3	@ Phi	W	S	6	6	0	0.0	0.0	NA	NA	0	0	0	0	0	0	0	0
Oct 10	GB	W	S	5	5	0	2.0	12.0	NA	NA	0	0	0	0	0	0	0	0
Oct 17	Ind	L	S	3	3	0	1.0	8.0	NA	NA	0	0	0	0	1	0	0	0
Oct 24	@ Chi	W	S	6	5	1	2.0	9.0	NA	NA	0	0	0	0	0	0	0	0
Oct 31	@ Det	L	S	6	3	3	0.0	0.0	NA	NA	0	0	0	0	0	0	0	0
Nov 15	Phi	L	S	9	6	3	0.5	0.5	NA	NA	0	0	0	0	0	0	0	0
Nov 21	@ Ten	W	S	7	6	1	0.0	0.0	NA	NA	0	0	0	0	0	0	0	0
Nov 28	Min	L	S	6	6	0	1.0	4.0	NA	NA	0	0	0	0	0	0	0	0
Dec 5	@ NYG	L	S	6	4	2	0.0	0.0	NA	NA	0	0	0	0	0	0	0	0
Dec 12	TB	L	S	3	1	2	0.0	0.0	NA	NA	0	0	0	0	0	0	0	0
Dec 19	@ Dal	L	S	2	0	2	0.0	0.0	NA	NA	0	0	0	0	0	0	0	0
Dec 26	@ Jax	W	IA															
Jan 2	NYG	L	S	4	3	1	0.0	0.0	NA	NA	0	0	0	0	0	0	0	0
Totals			6-10 15/15	78	62	16	8.5	39.5	47	9	0	0	0	2	1	0	0	0

2011 Washington Redskins

Date	Opp	W/L	P/S	Tot	Solo	Asst	Sk	- Yds	QBP	TFL	Int	- Yds	-TD	PD	FF	FR	- Yds	SpT
Sept 11	NYG	W	S	3	2	1	0.0	0.0	NA	NA	0	0	0	0	0	0	0	0
Sept 18	Ari	W	S	1	1	0	1.0	8.0	NA	NA	0	0	0	1	1	0	0	0
Sept 26	@ Dal	L	S	2	2	0	0.0	0.0	NA	NA	0	0	0	0	0	0	0	0
Oct 2	@ StL	W	S	5	4	1	2.5	13.0	NA	NA	0	0	0	0	1	0	0	0
Oct 16	Phi	L	S	6	3	3	0.0	0.0	NA	NA	0	0	0	1	0	0	0	0
Oct 23	@ Car	L	S	7	3	4	1.0	7.0	NA	NA	0	0	0	0	0	0	0	0
Oct 30	@ Buf	L	S	6	4	2	0.0	0.0	NA	NA	0	0	0	0	0	1	0	0
Nov 6	SF	L	S	5	4	1	1.0	5.0	NA	NA	0	0	0	0	0	0	0	0
Nov 13	@ Mia	L	S	2	2	0	0.0	0.0	NA	NA	0	0	0	0	0	0	0	0
Nov 20	Dal	L	S	6	4	2	0.0	0.0	NA	NA	0	0	0	0	0	0	0	0
Nov 27	@ Sea	W	S	4	3	1	0.5	4.5	NA	NA	0	0	0	1	0	0	0	0
Dec 4	NYJ	L	S	4	3	1	0.0	0.0	NA	NA	0	0	0	1	0	0	0	0
Dec 11	NE	L	S	1	1	0	0.0	0.0	NA	NA	0	0	0	0	0	0	0	0
Dec 18	@ NYG	W	S	2	0	2	1.0	3.0	NA	NA	0	0	0	1	0	0	0	0
Dec 24	Min	L	S	9	3	6	0.0	0.0	NA	NA	0	0	0	0	0	0	0	0
Jan 1	@ Phi	L	S	3	1	2	2.0	20.0	NA	NA	0	0	0	0	1	0	0	0
Totals			5-11 16/16	66	40	26	9.0	60.5	35	7	0	0	0	5	3	1	0	0

2012 Washington Redskins

Date	Opp	W/L	P/S	Tot	Solo	Asst	Sk	- Yds	QBP	TFL	Int	- Yds	-TD	PD	FF	FR	- Yds	SpT
Sept 9	@ NO	W	S	3	2	1	0.0	0.0	NA	NA	0	0	0	3	0	0	0	0
Sept 16	@ StL	L	S	5	4	1	1.0	2.0	NA	NA	0	0	0	0	1	0	0	0
Sept 23	Cin	L		Placed on injured reserve on Sept. 18, 2012														
Totals			1-2 2/2	8	6	2	1.0	2.0	3	1	0	0	0	3	1	0	0	0

2013 Washington Redskins

Date	Opp	W/L	P/S	Tot	Solo	Asst	Sk	- Yds	QBP	TFL	Int	- Yds	-TD	PD	FF	FR	- Yds	SpT
Sept 9	Phi	L	S	3	2	1	0.0	0.0	NA	NA	0	0	0	0	0	0	0	0
Sept 15	@ GB	L	S	5	5	0	1.0	12.0	NA	NA	0	0	0	0	0	0	0	0
Sept 22	Det	L	S	6	3	3	0.0	0.0	NA	NA	0	0	0	0	1	0	0	0
Sept 29	@ Oak	W	S	6	3	3	2.0	10.0	NA	NA	0	0	0	1	0	0	0	0
Oct 13	@ Dal	L	S	3	1	2	0.0	0.0	NA	NA	0	0	0	0	0	0	0	0
Oct 20	Chi	W	S	3	2	1	0.0	0.0	NA	NA	1	29	1	1	1	0	0	0
Oct 27	@ Den	L	S	2	0	2	0.0	0.0	NA	NA	0	0	0	0	1	0	1	0
Nov 3	SD	W	S	5	3	2	0.0	0.0	NA	NA	0	0	0	0	0	0	0	0
Nov 7	@ Min	L	S	3	2	1	1.0	5.0	NA	NA	0	0	0	0	0	0	0	0
Nov 17	@ Phi	L	S	6	5	1	1.5	9.0	NA	NA	0	0	0	0	0	0	0	0
Nov 25	SF	L	S	5	4	1	1.0	4.0	NA	NA	0	0	0	0	1	0	0	0
Dec 1	NYG	L	S	6	4	2	2.0	17.0	NA	NA	0	0	0	0	0	0	0	0
Dec 8	KC	L	S	7	4	3	0.0	0.0	NA	NA	0	0	0	0	0	0	0	0
Dec 15	@ Atl	L	S	8	7	1	1.5	10.0	NA	NA	0	0	0	0	0	1	0	0
Dec 22	Dal	L	S	2	2	0	0.0	0.0	NA	NA	0	0	0	0	0	0	0	0
Dec 29	@ NYG	L	IA															
Totals			3-13 15/15	70	47	23	10.0	67.0	42	15	1	29	1	5	0	2	0	0

2014 Washington Redskins

Date	Opp	W/L	P/S	Tot	Solo	Asst	Sk	- Yds	QBP	TFL	Int	- Yds	-TD	PD	FF	FR	- Yds	SpT
Sept 7	@ Hou	L	S	6	1	5	0.0	0.0	NA	NA	0	0	0	0	0	0	0	0
Sept 14	Jax	W	S	4	2	2	0.5	5.5	NA	NA	0	0	0	0	0	0	0	0
Sept 21	@ Phi	L	S	3	3	0	0.0	0.0	NA	NA	0	0	0	0	0	0	0	0
Sept 25	NYG	L	S	2	2	0	0.0	0.0	NA	NA	0	0	0	0	0	0	0	0
Oct 6	Sea	L	S	7	5	2	0.0	0.0	NA	NA	0	0	0	0	0	0	0	0
Oct 12	@ Ari	L	S	4	3	1	0.0	0.0	NA	NA	0	0	0	0	1	0	0	0
Oct 19	Ten	W	S	2	2	0	0.0	0.0	NA	NA	0	0	0	0	0	0	0	0
Oct 27	@ Dal	W		Placed on injured reserve on Oct. 21, 2014														
Totals			2-5 7/7	28	18	10	0.5	5.5	9	1	0	0	0	1	0	0	0	0

2015 Tennessee Titans

Date	Opp	W/L	P/S	Tot	Solo	Asst	Sk	- Yds	QBP	TFL	Int	- Yds	TD	PD	FF	FR	- Yds	SpT
Sept 13	@ TB	W	S	1	1	0	0.0	0.0	4	0	0	0	0	0	0	0	0	0
Sept 20	@ Cle	L	S	5	4	1	0.0	0.0	2	1	0	0	0	0	0	0	0	0
Sept 27	Ind	L	S	1	1	0	1.0	6.0	1	1	0	0	0	0	0	0	0	0
Oct 11	Buf	L	S	1	1	0	0.0	0.0	0	0	0	0	0	0	0	0	0	0
Oct 18	Mia	L	S	5	4	1	1.0	2.0	1	1	0	0	0	0	0	0	0	0
Oct 25	Atl	L	S	5	4	1	0.0	0.0	3	0	0	0	0	0	0	0	0	0
Nov 1	@ Hou	L	S	3	2	1	1.0	7.0	3	2	0	0	0	1	0	0	0	0
Nov 8	@ NO	W	S	5	3	2	2.0	12.0	5	2	0	0	0	1	0	0	0	0
Nov 15	Car	L	S	6	5	1	1.0	6.0	1	1	0	0	0	0	0	0	0	0
Nov 19	@ Jax	L	S	4	2	2	1.0	9.0	4	1	0	0	0	1	1	0	0	0
Nov 29	Oak	L	S	6	4	2	0.0	0.0	0	1	0	0	0	0	0	0	0	0
Dec 6	Jax	W	S	5	4	1	0.0	0.0	2	0	0	0	0	1	0	0	0	0
Dec 13	@ NYJ	L	S	3	0	3	0.0	0.0	0	0	0	0	0	0	0	0	0	0
Dec 20	@ NE	L	S	5	4	1	0.0	0.0	3	1	0	0	0	0	0	0	0	0
Dec 27	Hou	L	S	5	3	2	0.0	0.0	3	0	0	0	0	1	0	0	0	0
Jan 3	@ Ind	L	S	4	4	2	0.0	0.0	5	1	0	0	0	0	0	0	0	0
Totals		3-13	16/16	64	44	20	7.0	42.0	37	12	0	0	0	5	1	0	0	0

BRIAN ORAKPO'S NFL STATISTICS

REGULAR SEASON		TACKLES									INTERCEPTIONS					FUMBLES			
Year	Team	GP	GS	Tot	Solo	Asst	Sk	Yds	QBP	TFL	No	Yds	Lg	TD	PD	FF	FR	Yds	SpT
2009	Washington	16	16	61	40	21	11.0	83.5	20	13	0	0	0	0	1	1	0	0	0
2010	Washington	15	15	78	62	16	8.5	39.5	47	9	0	0	0	0	2	1	0	0	0
2011	Washington	16	16	66	40	26	9.0	60.5	35	7	0	0	0	0	5	3	1	0	0
2012	Washington	2	2	8	6	2	1.0	2.0	3	1	0	0	0	0	3	1	0	0	0
2013	Washington	15	15	70	47	23	10.0	67.0	42	15	1	29	29t	1	5	0	2	0	0
2014	Washington	7	7	28	18	10	0.5	5.5	9	1	0	0	0	0	1	0	0	0	0
2015	Tennessee	16	16	64	44	20	7.0	42.0	37	12	0	0	0	0	5	1	0	0	0
NFL Totals		87	87	375	257	118	47.0	300.0	193	58	1	29	29t	1	22	7	3	0	0

Single-Game Highs

Tackles - 8 (Three times, last vs. Seattle 10/06/14)

Sacks - 4 at Oakland (12/13/09)

Interceptions - 1 vs. Chicago (10/20/13)

Forced Fumble - **1 (Seven times, last at Jacksonville 11/19/15)**

Fumble Recovery - 1 (Three times, last at Atlanta 12/15/13)

Passes Defensed - 3 at New Orleans (9/9/12)

Additional Statistics

Touchdowns - 1 - 29-yard interception return vs. Chicago (10/20/13)

Blocked Field Goal - 1 vs. N.Y. Giants (9/11/11), **1 at New Orleans (11/8/15)**

92



ROPATI PITOITUA

DEFENSIVE END • 6'8" • 298 lbs • COLLEGE: WASHINGTON STATE
 ACQUIRED: UNRESTRICTED FREE AGENT (KC) - 2013
 NFL EXP. (NFL/TITANS): 6/3 • HOMETOWN: LAKEWOOD, WASH.
 GAMES PLAYED/GAMES STARTED: 70/34 (PLAYOFFS: 0/0)



PRO: Early during the 2013 offseason, the Titans signed Ropati Pitoitua (pronounced roe-POT-ee pee-TOE-uh-too-ah) as an unrestricted free agent to add experience and size to the defensive end rotation. Over his first two seasons with the team, he appeared in 28 total games with 24 starts, including 16 games and 13 starts in 2013. Pitoitua's 6-foot-8, 298-pound frame makes him an ideal run-stopping end in the team's base defense. The former Washington State Cougar joined the New York Jets in 2008 and appeared in 22 total games through the 2011 season. In 2012, he signed with the Kansas City Chiefs and played in 15 games with 10 starts in his only campaign with the club.

CAREER HIGHLIGHTS:

- In his first season in Tennessee, Pitoitua played in all 16 games for the first time in his career with a career-high 13 starts. He led the team's defensive linemen with 91 tackles and added four sacks, both career highs.
- In 2012, Pitoitua joined the Kansas City Chiefs and set then-career highs in virtually every category, including games (15), starts (10) and sacks (two).
- Pitoitua notched his first multi-sack game against San Diego on Sept. 30, 2012, dropping Philip Rivers on two occasions.
- In four seasons with the New York Jets (2008-11), saw action in 22 games with 22 tackles, three tackles for loss and one sack.

TITANS TIDBITS:

- Pitoitua was born in Samoa. He came to the United States in 1995.

CAREER TRANSACTIONS:

- The Samoa native was originally signed by the New York Jets as a rookie free agent on May 2, 2008.
- Released by Jets on Sept. 2, 2008 and added to the Jets practice squad the following day.
- Released from the practice squad by the Jets on Dec. 17, 2008.
- Signed with Jets as a free agent on Dec. 30, 2008.
- Released by Jets on May 2, 2011.
- Signed with the Kansas City Chiefs on May 8, 2012.
- Signed by the Titans as an unrestricted free agent on March 25, 2013.

SEASON RECAPS:

2015 (5/0 - Tennessee): Played in five games at defensive end and registered four tackles and a forced fumble. Was inactive for 10 games and did not play in another contest.

- At Tampa Bay (9/13), was inactive.
- At Cleveland (9/20), saw limited action as a reserve defensive end.
- Against Indianapolis (9/27), did not play.
- Against Buffalo (10/11), saw limited action as a reserve at defensive end and posted a forced fumble. Forced a Boom Herron fumble that was recovered by the Bills in the third stanza.
- Against Miami (10/18), was inactive.
- Against Atlanta (10/25), played as a reserve at defensive end.
- At Houston (11/1), was inactive.
- At New Orleans (11/8), was inactive.
- Against Carolina (11/15), was inactive.
- At Jacksonville (11/19), saw action as a reserve at defensive end and collected two tackles.
- Against Oakland (11/29), played as a reserve at defensive end and recorded a tackle.
- Against Jacksonville (12/6), was inactive.
- At N.Y. Jets (12/13), was inactive.
- At New England (12/20), was inactive.

- Against Houston (12/27), was inactive.
- At Indianapolis (1/3), was inactive.

2014 (12/11 - Tennessee): Played in 12 games with 11 starts at defensive end and compiled 45 tackles, two sacks, five stops for loss, two quarterback pressures, two passes defended and a fumble recovery. Was inactive for four contests. Tied for the team lead in sacks once (vs. HOU). Tied for the team lead in passes defended once (at KC).

- At Kansas City (9/7), started at defensive end and collected three tackles, including a stop for loss. Tied a career-high with two passes defended. Batted down an Alex Smith pass at the line of scrimmage in the second quarter. Stuffed Jamaal Charles for a two-yard loss on a rush up the middle in the fourth quarter.
- Against Dallas (9/14), played as a reserve at defensive end as the team opened the game in a dime package. Notched a season-high six tackles, including a sack, a stop for loss and a fumble recovery. Stuffed DeMarco Murray for a five-yard loss after Karl Klug burst through the line with the initial hit in the opening stanza. Recovered a Murray fumble at the Titans' 46-yard line in the first quarter. Dropped Tony Romo for a five-yard sack in the initial quarter.
- At Cincinnati (9/21), started at defensive end and posted five tackles.
- Against Cleveland (10/5), started at defensive end and registered five tackles, including two tackles for loss and a quarterback pressure. Stuffed Isaiah Crowell for no gain on a rush off right tackle in the first quarter. Teamed with Michael Griffin to stuff Ben Tate for no gain on a rush off left tackle late in the second quarter. Stonewalled Terrance West for a two-yard loss on a rush off right tackle in the third quarter.
- Against Jacksonville (10/12), started at defensive end and totaled three tackles, including a stop for loss and a quarterback pressure. Stonewalled Storm Johnson for a one-yard loss on a rush up the middle in the first quarter. Stuffed Johnson for no gain on a carry up the middle late in the first stanza.
- Against Houston (10/26), started at defensive end and posted four tackles, including a sack. Halted a Texans' drive by dropping Ryan Fitzpatrick for a sack on third-and-nine in the final stanza.
- At Baltimore (11/9), started at defensive end and tallied five tackles.
- At Houston (11/30), started at defensive end and notched a tackle. Combined with George Wilson to stop Alfred Blue for no gain on a rush off left guard in the first quarter.
- Against N.Y. Giants (12/7), started at defensive end and totaled four tackles and a quarterback pressure. Combined with Wesley Woodyard to stop Andre Williams for no gain on a rush off right tackle in the fourth quarter.
- Against N.Y. Jets (12/14), started at defensive end and collected four tackles.

2013 (16/13 - Tennessee): Played in all 16 games with 13 starts at defensive end in his first season with the Titans. Led the defensive line and ranked fifth on the squad with 91 tackles. Tied for third on the team with a career-high four sacks. Registered two quarterback pressures, two tackles for loss and four passes defended. Tied for the team lead in tackles once (vs. SF). Led or tied for the team lead in sacks three times (vs. NYJ, vs. KC, at SEA). Led or tied for the team lead in quarterback pressures twice (at SEA, at DEN). Tied a career-high with two sacks against N.Y. Jets (9/29/13). Had the most tackles by a Titans defensive end since Jason Babin had 93 total stops in 2010.

- At Pittsburgh (9/8), started at defensive end in his Titans debut and tallied five tackles. Teamed with Moise Fokou to stuff Isaac Redman for no gain on a rush off left tackle in the first quarter.

- Against N.Y. Jets (9/29), posted six tackles and tied a career-high with two sacks. Dropped Geno Smith for an eight-yard sack in the first quarter. Flew threw the middle and sacked Smith for a 14-yard loss to the Jets' one-yard line midway through the third quarter.
- Against Kansas City (10/6), recorded six tackles, including a sack. Teamed with George Wilson to stuff Jamaal Charles for no gain on a short pass in the third quarter. Dropped Alex Smith for a four-yard sack late in the fourth quarter.
- At Seattle (10/13), tallied six tackles, including a sack and a quarterback pressure. Combined with Lavar Edwards to stuff Marshawn Lynch for a two-yard loss on a rush off left guard in the second quarter. Sacked Russell Wilson for a four-yard loss in the final stanza.
- Against San Francisco (10/20), tied for the team lead and set career high with nine tackles.
- At St. Louis (11/3), tied a career high by posting nine tackles for second consecutive week.
- At Oakland (11/24), started at defensive end and posted eight tackles and a career-high two passes defended. Batted down a pass intended for Rod Streater on the opening play from scrimmage. Knocked down another pass intended for Streater at the line of scrimmage in the second quarter.
- At Jacksonville (12/22), accumulated six tackles, including a stop for loss, and a pass defended. Batted down a third-and-three pass intended for Ace Sanders in the second quarter. Stuffed Maurice Jones-Drew for a five-yard loss on a rush off left end in the third stanza. Halted a potential Jaguars' scoring drive by stonewalling Jones-Drew for a one-yard loss on fourth-and-one with less than six minutes remaining in the game.

2012 (15/10 - Kansas City): In his first season with the Chiefs, set career highs in games (15), starts (10), tackles (51), tackles for loss (five), sacks (two), forced fumbles (one) and quarterback pressures (four).

- Against San Diego (9/30), recorded six tackles, two tackles for loss, a career-high two sacks and two quarterback pressures. Dropped quarterback Philip Rivers for losses of six yards and four yards.
- At Cleveland (12/9), established a career high with nine total tackles, including a tackle for loss.

2011 (14/0 - N.Y. Jets): Played in 14 games, establishing career-highs with 19 tackles (11 solo), three tackles for loss and one sack.

- At Baltimore (10/2), recorded a season-high four tackles, including a tackle for loss.
- At New England (10/9), registered his first career sack.

2010 (0/0 - N.Y. Jets): Spent the entire season on injured reserve with an Achilles injury suffered in the preseason.

2009 (8/0 - N.Y. Jets): Played in eight games, registering three tackles (two solo). Was inactive for eight contests in the regular season and all three postseason games.

- At Houston (9/13), made his NFL debut.
- Against Carolina (11/29), recorded his first NFL tackle.

2008 (0/0 - N.Y. Jets): Spent the first 15 weeks on the practice squad before being placed on the practice squad injured list on Dec. 16.

COLLEGE:

- Played in 36 games (25 starts) at Washington State, amassing 116 tackles (58 solo), 19.0 tackles for loss (-83.0 yards), 8.5 sacks (-59.0 yards), two forced fumbles, one fumble recovery and two passes defended.

- As a senior (2007), started all 12 games, collecting 42 tackles (20 solo), five quarterback pressures and one pass defended. Earned the Leon Bender Award as well as Defensive Lineman of the Year recognition.
- As a junior (2006), started nine games and recorded 37 tackles (16 solo), a career-best 7.5 tackles for loss (-24.0 yards), 2.5 sacks (-12.0 yards) and four quarterback pressures.

- As a sophomore (2005), played in seven games, registering 13 tackles (six solo), 1.0 sack (-5.0 yards) and one forced fumble.

- As a freshman (2004), saw action in eight games (four starts), registering 24 tackles (16 solo), 5.5 tackles for loss (-44.0 yards), a career-high 5.0 sacks (-42.0 yards), one forced fumble, one fumble recovery and one pass defended. Named to *The Sporting News* Pac-10 All-Freshman Team.

- Majored in humanities.

PERSONAL:

- Married to Briana with one son, Ryder.
- Played at Clover Park (Lakewood, Wash.) High School for the first time as a junior.
- Named the Seamount League Defensive Player of the Year award as a senior in 2002.
- Follow Pitoitua on Instagram: @mrp79
- List of favorites: (movie) "Tombstone"; (music) island and reggae music; and (music artists) J Boog, Fiji and Bob Marley.
- Born Ropati Pitoitua on April 6, 1985 in American Samoa.

ROPATI PITOITUA'S GAME-BY-GAME

2009 New York Jets

Date	Opp	W/L	P/S	Tot	Solo	Asst	Sk	- Yds	QBP	TFL	Int	- Yds	-TD	PD	FF	FR	- Yds	SpT
Sept 13	@ Hou	W	p	0	0	0	0.0	0.0	0	0	0	0	0	0	0	0	0	0
Sept 20	NE	W							Inactive									
Sept 27	Ten	W							Inactive									
Oct 4	@ NO	L							Inactive									
Oct 12	@ Mia	L							Inactive									
Oct 18	Buf	L	p	0	0	0	0.0	0.0	0	0	0	0	0	0	0	0	0	0
Oct 25	@ Oak	W	p	0	0	0	0.0	0.0	0	0	0	0	0	0	0	0	0	0
Nov 1	Mia	L	p	0	0	0	0.0	0.0	0	0	0	0	0	0	0	0	0	0
Nov 15	Jax	L	p	0	0	0	0.0	0.0	0	0	0	0	0	0	0	0	0	0
Nov 22	@ NE	L							Inactive									
Nov 29	Car	W	p	1	1	0	0.0	0.0	0	0	0	0	0	0	0	0	0	0
Dec 3	@ Buf	W							Inactive									
Dec 13	@ TB	W							Inactive									
Dec 20	Atl	L	p	2	1	1	0.0	0.0	0	0	0	0	0	0	0	0	0	0
Dec 27	@ Ind	W							Inactive									
Jan 3	Cin	W	p	0	0	0	0.0	0.0	0	0	0	0	0	0	0	0	0	0
Totals			9-7	8/0	3	2	1	0.0	0.0	0	0	0	0	0	0	0	0	0

2011 New York Jets

Date	Opp	W/L	P/S	Tot	Solo	Asst	Sk	- Yds	QBP	TFL	Int	- Yds	-TD	PD	FF	FR	- Yds	SpT
Sept 11	Dal	W	p	1	1	0	0.0	0.0	0	0	0	0	0	0	0	0	0	0
Sept 18	Jax	W	p	0	0	0	0.0	0.0	0	0	0	0	0	0	0	0	0	0
Sept 25	@ Oak	L	p	2	1	1	0.0	0.0	0	1	0	0	0	0	0	0	0	0
Oct 2	@ Bal	L	p	4	3	1	0.0	0.0	0	1	0	0	0	0	0	0	0	0
Oct 9	@ NE	L	p	2	1	1	1.0	6.0	0	0	0	0	0	0	0	0	0	0
Oct 17	Mia	W							Inactive									
Oct 23	SD	W	p	1	1	0	0.0	0.0	0	0	0	0	0	0	0	0	0	0
Nov 6	@ Buf	W	p	1	0	1	0.0	0.0	0	0.5	0	0	0	0	0	0	0	0
Nov 13	NE	L	p	2	1	1	0.0	0.0	0	0	0	0	0	0	0	0	0	0
Nov 17	@ Den	L	p	2	2	0	0.0	0.0	0	0	0	0	0	0	0	0	0	0
Nov 27	Buf	W	p	2	0	2	0.0	0.0	0	0.5	0	0	0	0	0	0	0	0
Dec 4	@ Was	W	p	1	0	1	0.0	0.0	0	0	0	0	0	0	0	0	0	0
Dec 11	KC	W	p	1	1	0	0.0	0.0	0	0	0	0	0	0	0	0	0	0
Dec 18	@ Phi	L	p	0	0	0	0.0	0.0	0	0	0	0	0	0	0	0	0	0
Dec 24	NYG	L							Inactive									
Jan 1	@ Mia	L	p	0	0	0	0.0	0.0	0	0	0	0	0	0	0	0	0	0
Totals			8-8	14/0	19	11	8	1.0	6.0	0	3	0	0	0	0	0	0	0

2012 Kansas City Chiefs

Date	Opp	W/L	P/S	Tot	Solo	Asst	Sk	- Yds	QBP	TFL	Int	- Yds	-TD	PD	FF	FR	- Yds	SpT
Sept 9	Atl	L	p	1	1	0	0.0	0.0	0	0	0	0	0	0	0	0	0	0
Sept 16	@ Buf	L	p	3	1	2	0.0	0.0	0	0	0	0	0	0	0	0	0	0
Sept 23	@ NO	W	p	1	1	0	0.0	0.0	1	0	0	0	0	0	0	0	0	0
Sept 30	SD	L	S	6	6	0	2.0	10.0	2	2	0	0	0	0	0	0	0	0
Oct 7	Bal	L							Inactive									
Oct 14	@ TB	L	S	2	1	1	0.0	0.0	0	1	0	0	0	0	0	0	0	0
Oct 28	Oak	L	S	3	2	1	0.0	0.0	1	0	0	0	0	1	0	0	0	0
Nov 1	@ SD	L	p	4	2	2	0.0	0.0	0	0	0	0	0	0	0	0	0	0
Nov 12	@ Pit	L	S	5	1	4	0.0	0.0	0	0	0	0	0	0	0	0	0	0
Nov 18	Cin	L	S	2	2	0	0.0	0.0	0	0	0	0	0	0	0	0	0	0
Nov 25	Den	L	p	1	1	0	0.0	0.0	0	1	0	0	0	0	0	0	0	0
Dec 2	Car	W	S	0	0	0	0.0	0.0	0	0	0	0	0	0	0	0	0	0
Dec 9	@ Cle	L	S	9	7	2	0.0	0.0	0	1	0	0	0	0	0	0	0	0
Dec 16	@ Oak	L	S	4	4	0	0.0	0.0	0	0	0	0	0	0	0	0	0	0
Dec 23	Ind	L	S	4	4	0	0.0	0.0	0	0	0	0	0	0	1	0	0	0
Dec 30	@ Den	L	S	6	4	2	0.0	0.0	0	0	0	0	0	0	0	0	0	0
Totals			2-14	15/10	51	32	19	2.0	10.0	4	5	0	0	1	1	0	0	0

2013 Tennessee Titans

Date	Opp	W/L	P/S	Tot	Solo	Asst	Sk	- Yds	QBP	TFL	Int	- Yds	-TD	PD	FF	FR	- Yds	SpT
Sept 8	@ Pit	W	S	5	3	2	0.0	0.0	0	0	0	0	0	0	0	0	0	0
Sept 15	@ Hou	L	p	6	1	5	0.0	0.0	0	0	0	0	0	0	0	0	0	0
Sept 22	SD	W	S	4	3	1	0.0	0.0	0	0	0	0	0	0	0	0	0	0
Sept 29	NYJ	W	S	6	3	3	2.0	22.0	0	0	0	0	0	0	0	0	0	0
Oct 6	KC	L	S	6	2	4	1.0	4.0	0	0	0	0	0	0	0	0	0	0
Oct 13	@ Sea	L	S	6	3	3	1.0	4.0	1	0	0	0	0	0	0	0	0	0
Oct 20	SF	L	S	9	2	7	0.0	0.0	0	0	0	0	0	0	0	0	0	0
Nov 3	@ StL	W	S	9	3	6	0.0	0.0	0	0	0	0	0	0	0	0	0	0
Nov 10	Jax	L	p	5	4	1	0.0	0.0	0	0	0	0	0	1	0	0	0	0
Nov 14	Ind	L	S	6	6	0	0.0	0.0	0	0	0	0	0	0	0	0	0	0
Nov 24	@ Oak	W	S	8	2	6	0.0	0.0	0	0	0	0	0	2	0	0	0	0
Dec 1	@ Ind	L	S	4	3	1	0.0	0.0	0	1	0	0	0	0	0	0	0	0
Dec 8	@ Den	L	p	4	2	2	0.0	0.0	1	0	0	0	0	0	0	0	0	0
Dec 15	Ari	L	S	5	2	3	0.0	0.0	0	0	0	0	0	0	0	0	0	0
Dec 22	@ Jax	W	S	6	3	3	0.0	0.0	0	1	0	0	0	1	0	0	0	0
Dec 29	Hou	W	S	2	0	2	0.0	0.0	0	0	0	0	0	0	0	0	0	0
Totals			7-9	16/13	91	42	49	4.0	30.0	2	2	0	0	0	4	0	0	0

2014 Tennessee Titans

Date	Opp	W/L	P/S	Tot	Solo	Asst	Sk	- Yds	QBP	TFL	Int	- Yds	-TD	PD	FF	FR	- Yds	SpT
Sept 7	@ KC	W	S	3	2	1	0.0	0.0	0	1	0	0	0	2	0	0	0	0
Sept 14	Dal	L	p	6	3	3	1.0	5.0	0	1	0	0	0	0	0	1	0	0
Sept 21	@ Cin	L	S	5	1	4	0.0	0.0	0	0	0	0	0	0	0	0	0	0
Sept 28	@ Ind	L	IA															
Oct 5	Cle	L	S	5	2	3	0.0	0.0	1	2	0	0	0	0	0	0	0	0
Oct 12	Jax	W	S	3	2	1	0.0	0.0	0	1	0	0	0	0	0	0	0	0
Oct 19	@ Was	L	IA															
Oct 26	Hou	L	S	4	1	3	1.0	0.0	0	0	0	0	0	0	0	0	0	0
Nov 9	@ Bal	L	S	5	2	3	0.0	0.0	0	0	0	0	0	0	0	0	0	0
Nov 17	Pit	L	S	3	1	2	0.0	0.0	0	0	0	0	0	0	0	0	0	0
Nov 23	@ Phi	L	IA															
Nov 30	@ Hou	L	S	1	0	1	0.0	0.0	0	0	0	0	0	0	0	0	0	0
Dec 7	NYG	L	S	4	3	1	0.0	0.0	1	0	0	0	0	0	0	0	0	0
Dec 14	NYJ	L	S	4	2	2	0.0	0.0	0	0	0	0	0	0	0	0	0	0
Dec 18	@ Jax	L	S	2	2	0	0.0	0.0	0	0	0	0	0	0	0	0	0	0
Dec 28	Ind	L	IA															
Totals			2-14	12/11	45	21	24	2.0	5.0	2	5	0	0	0	2	0	1	0

2015 Tennessee Titans

Date	Opp	W/L	P/S	Tot	Solo	Asst	Sk	- Yds	QBP	TFL	Int	- Yds	-TD	PD	FF	FR	- Yds	SpT
Sept 13	@ TB	W	IA															
Sept 20	@ Cle	L	p	0	0	0	0.0	0.0	0	0	0	0	0	0	0	0	0	0
Sept 27	Ind	L	DNP															
Oct 11	Buf	L	p	1	1	0	0.0	0.0	0	0	0	0	0	0	1	0	0	0
Oct 18	Mia	L	IA															
Oct 25	Atl	L	p	0	0	0	0.0	0.0	0	0	0	0	0	0	0	0	0	0
Nov 1	@ Hou	L	IA															
Nov 8	@ NO	W	IA															
Nov 15	Car	L	IA															
Nov 19	@ Jax	L	p	2	1	1	0.0	0.0	0	0	0	0	0	0	0	0	0	0
Nov 29	Oak	L	p	1	0	1	0.0	0.0	0	0	0	0	0	0	0	0	0	0
Dec 6	Jax	W	IA															
Dec 13	@ NYJ	L	IA															
Dec 20	@ NE	L	IA															
Dec 27	Hou	L	IA															
Jan 3	@ Ind	L	IA															
Totals		3-13	5/0	4	2	2	0.0	0.0	0	0	0	0	0	0	1	0	0	0

ROPATI PITOITUA'S NFL STATISTICS

REGULAR SEASON		TACKLES									INTERCEPTIONS					FUMBLES			
Year	Team	GP	GS	Tot	Solo	Asst	Sk	Yds	QBP	TFL	No	Yds	Lg	TD	PD	FF	FR	Yds	SpT
2008	N.Y. Jets																		
2009	N.Y. Jets	8	0	3	2	1	0.0	0.0	0	0	0	0	-	0	0	0	0	0	0
2010	N.Y. Jets																		
2011	N.Y. Jets	14	0	19	11	8	1.0	6.0	0	3	0	0	-	0	0	0	0	0	0
2012	Kansas City	15	10	51	32	19	2.0	10.0	4	5	0	0	-	0	0	1	0	0	0
2013	Tennessee	16	13	91	42	49	4.0	30.0	2	2	0	0	-	0	4	0	0	0	0
2014	Tennessee	12	11	45	21	24	2.0	5.0	2	5	0	0	-	0	2	0	1	0	0
2015	Tennessee	5	0	4	2	2	0.0	0.0	0	0	0	0	0	0	0	1	0	0	0
NFL Totals		70	34	213	110	103	9.0	51.0	8	15	0	0	0	0	6	2	1	0	0

Single-Game Highs

Tackles - 9 (Three, last at St. Louis 11/3/13)


Sacks - 2 (Twice, last vs. N.Y. Jets 9/29/13)

Forced Fumbles - **1 (Twice, last vs. Buffalo 10/11/15)**

Fumble Recovery - 1 vs. Dallas (9/14/14)

Passes Defensed - 2 (Twice, last at Kansas City 9/7/14)

73



JEREMIAH POUTASI

TACKLE • 6'5" • 335 lbs • COLLEGE: UTAH

ACQUIRED: 3RD ROUND - 2015 • NFL EXP. (NFL/TITANS): ROOKIE

HOMETOWN: LAS VEGAS, NEV.

GAMES PLAYED/GAMES STARTED: 11/7 (PLAYOFFS: 0/0)



PRO: The Titans selected Jeremiah Poutasi in the third round of the 2015 NFL Draft. The 6-foot-5-inch, 335-pounder is a skilled lineman that has excellent size and length to go along with quick feet. The University of Utah product entered the NFL draft following his junior campaign after seeing action at both tackle spots in college. Poutasi will compete for playing time immediately at right tackle with the Titans.

TITANS TIDBITS:

- Poutasi's cousin is Kansas City Chiefs guard Paul Fanaika.
- Poutasi's mother, Oloka, is Tongan and his father, Samuelu, is Samoan.
- Prior to the draft, Poutasi trained with San Francisco 49ers tackle Joe Staley and Cleveland Browns offensive lineman Joel Bitonio.
- Poutasi lettered in bowling during high school and rolled a high score of 283.

CAREER TRANSACTIONS:

- The Las Vegas, Nev., native was selected by the Titans in the third round (66th overall) the 2015 NFL Draft.

SEASON RECAPS:

2015 (11/7): Played in 11 games with seven starts at right tackle as a rookie. Was inactive for two games and did not play in three contests. Made his first career NFL start at Tampa Bay (9/13/15).

- At Tampa Bay (9/13), started at right tackle in his NFL debut and was a member of an offensive front that opened holes for Titans rushers to gain 124 yards on the ground.
- At Cleveland (9/20), started at right tackle and helped block for Titans ball carriers to amass 166 rushing yards on 30 carries.
- Against Indianapolis (9/27), started at right tackle and helped protect Marcus Mariota, allowing him to pass for 367 yards.
- Against Buffalo (10/11), started at right tackle.
- Against Miami (10/18), started at right tackle and played until midway through the third quarter.
- Against Atlanta (10/25), started at right tackle.
- At Houston (11/1), started at right tackle and exited the game in the third quarter.
- At New Orleans (11/8), dressed but did not play.
- Against Carolina (11/15), dressed but did not play.
- At Jacksonville (11/19), played as a reserve on special teams.
- Against Oakland (11/29), was inactive.
- Against Jacksonville (12/6), appeared as a reserve on special teams.
- At N.Y. Jets (12/13), dressed but did not play.
- At New England (12/20), saw action as a reserve on special teams.
- Against Houston (12/27), was inactive.
- At Indianapolis (1/3), played as a reserve as an extra tackle in heavy formations.

COLLEGE:

- Was a three-year starter at Utah. Played in 36 of 37 games in his career with 35 starts. Played left tackle during final two seasons after starting at right tackle as a true freshman. Declared for the NFL Draft following his junior campaign.

AS A JUNIOR (2014), named second-team All-Pac-12 while starting all 13 games at left tackle. In 12 regular season games, played in 846 snaps while allowing just three sacks and posting 16 cuts.

- Against Colorado State (12/20), named the Las Vegas Bowl Offensive "Out-Performer" of the game with the 45-10 victory.

AS A SOPHOMORE (2013), played and started in all 12 games at left tackle. Saw action in 858 plays and his eight pancake blocks and six cuts ranked second on the line. Also posted 14 knockdowns. Named honorable mention Academic All-Pac-12.

- At Brigham Young (9/21), registered four pancake blocks and five knockdowns which were both team highs in 2013.

AS A FRESHMAN (2012), played in the last 11 games and started at right tackle in the last 10 contests. Named honorable mention All-Pac-12 as a true freshman. Was the team leader with 21 knockdowns.

- At Washington (11/10), tallied eight knockdowns, a team high.
- Majored in human development at Utah.

PERSONAL:

- Single and splits time between Nashville and Las Vegas, Nev.
- Attended Desert Pines (Nev.) High School where he was a team captain as a senior. Was a Class A first-team all-state and ESPNHS first-team all-state. Named All-Sunset Region and first-team All-Northeast League.
- Was a four-star recruit and 10th-rated offensive guard by Rivals.com. Named the top offensive lineman in the 2012 Offense-Defense All-America Game in Dallas.
- Saw action at both tackle spots, left guard, defensive end, defensive tackle and linebacker during his high school career.
- Set his high school's bench press record.
- Earned three letters in football, one in track and field and one in bowling.
- Follow Poutasi on Twitter at @_official_73.
- Follow Poutasi on Instagram at @cmiah_73.
- List of favorites: (TV show) "Breaking Bad"; (movie) "The Lion King"; (childhood sports teams) San Francisco 49ers and Los Angeles Lakers; (video game) "Madden NFL"; (guilty pleasure) cookies and cream; and (food) "I like all food."
- Born Cedrick Jeremiah Poutasi on Aug. 7, 1994 in San Mateo, Calif.

JEREMIAH POUTASI'S COLLEGE STATS

REGULAR SEASON

Year	Team	GP	GS
2012	Utah	11	10
2013	Utah	12	12
2014	Utah	13	13
NFL Totals		36	35

Starts Breakdown:

2012 - RT 10; 2013 - LT 12; 2014 - LT 13

JEREMIAH POUTASI'S NFL STATISTICS

REGULAR SEASON

Year	Team	GP	GS
2015	Tennessee	11	7
NFL Totals		11	7

Starts Breakdown:

2015 - RT 7

37



CODY RIGGS

CORNERBACK • 5'9" • 187 lbs • COLLEGE: NOTRE DAME
ACQUIRED: FREE AGENT - 2015 • NFL EXPERIENCE: ROOKIE
HOMETOWN: FT. LAUDERDALE, FLA.
GAMES PLAYED/GAMES STARTED: 11/0 (PLAYOFFS: 0/0)



PRO: Cody Riggs is one of two Titans 2015 rookie free agents to make the club's 53-man roster out of training camp. The 5-foot-9-inch, 187-pounder is a hard-nosed defensive back has experience at both cornerback and safety in college. The Ft. Lauderdale, Fla., native spent his first four collegiate seasons at the University of Florida, before playing his fifth-year senior campaign at Notre Dame.

CAREER HIGHLIGHTS:

- As a fifth-year senior at Notre Dame, Riggs started 11 games and registered 36 tackles, one tackle for loss, one interception and four passes defended.

TITANS TIDBITS:

- Cody's father, Gerald Riggs, was a three-time Pro Bowl running back during his 10-year NFL career with the Atlanta Falcons and Washington Redskins. His older brother, Gerald Riggs, Jr., was a running back at the University of Tennessee, who played briefly with the Miami Dolphins and Chicago Bears.

CAREER TRANSACTIONS:

- The Ft. Lauderdale, Fla., native was signed by the Titans as an undrafted free agent on May 11, 2015.

SEASON RECAPS:

2015 (11/0): Saw action in 11 games as a rookie and registered six tackles, a stop for loss and two passes defended. Collected six special teams stops, a forced fumble and a fumble recovery on coverage units. Was inactive for five contests. Played in his first career NFL game at Tampa Bay (9/13/15). Tied for the team lead in passes defended once in 2015 (at NYJ). Tied for the team lead in special teams tackles twice in 2015 (at NE, vs. HOU).

- At Tampa Bay (9/13), saw action as a reserve at cornerback and on special teams in his NFL debut and collected a tackle.
- At Cleveland (9/20), was inactive.
- Against Indianapolis (9/27), was inactive.
- Against Buffalo (10/11), was inactive.
- Against Miami (10/18), played as a reserve on special teams.
- Against Atlanta (10/25), saw action as a reserve cornerback and amassed a pass defended. Ended a Falcons' drive by breaking up a pass intended for Julio Jones on third-and-10 in the fourth quarter.
- At Houston (11/1), played as a reserve at cornerback and on special teams.
- At New Orleans (11/8), saw significant action as a reserve at cornerback and totaled three tackles. Notched two special teams tackles on coverage units. Stripped Marcus Murphy of the ball on a punt return and the fumble was recovered by Steve Johnson at the Saints' 42-yard line in the first quarter.
- Against Carolina (11/15), played as a reserve at cornerback and tallied a tackle for loss. Stuffed Jericho Cotchery for a two-yard loss on a short pass in the fourth quarter.
- At Jacksonville (11/19), saw action as a reserve at cornerback and collected two tackles.
- Against Oakland (11/29), was inactive.
- Against Jacksonville (12/6), was inactive.
- At N.Y. Jets (12/13), played as a reserve at cornerback and amassed a pass defended. Collected a special teams tackle on coverage units. Broke up a pass intended for Eric Decker in the first quarter.
- At New England (12/20), tied for the team lead with two special teams tackles, while recovering a fumble on coverage units. Recovered a Danny

Amendola fumble on a punt return that was forced by Phillip Supernaw, helping set up the Titans' first field goal.

- Against Houston (12/27), saw action as a reserve at cornerback and on special teams. Notched a special teams tackle on coverage units.
- At Indianapolis (1/3), played as a reserve on special teams.

COLLEGE:

- Played his final collegiate season at Notre Dame and totaled 36 tackles and four passes defended in 11 starts at cornerback. Spent his first four seasons at the University of Florida and played in 41 games with 26 starts and amassed 107 tackles, nine passes defended and nine tackles for loss.

AS A FIFTH-YEAR SENIOR (2014), started 11 games at Notre Dame and registered 36 tackles, one tackle for loss, one interception, four passes defended, one forced fumble and one quarterback hurry. Played in the NFLPA Collegiate Bowl.

AS A SENIOR (2013), returned from injury and started all 12 games at safety at Florida, after converting from cornerback. Finished fourth on the team with 51 tackles and notched 10 tackles for loss and a sack.

AS A JUNIOR (2012), saw action in two games at Florida before fracturing his foot and being sidelined for the remainder of the season. Recorded seven tackles, one pass breakup and one forced fumble.

AS A SOPHOMORE (2011), played in all 13 games at Florida, making 10 starts. Registered 31 tackles, including 1.5 stops for loss and a half sack.

AS A FRESHMAN (2010), was one of six true freshmen at Florida to play in all 13 games, while starting three contests. Was one of the first corners to sub in on defense throughout the season and posted 18 tackles and two pass breakups.

- Earned a bachelor's degree in family youth and community sciences from the University of Florida in May 2014.
- Graduated in May 2015 from Notre Dame's Mendoza College of Business with a masters of science degree in management.

PERSONAL:

- Attended St. Thomas Aquinas (Fort Lauderdale, Fla.) High School and was ranked No. 9 cornerback in the country by Scout.com.
- Participated in the 2010 Under Armour All-America Game. Recorded 25 tackles, picked off eight passes and batted down an Aquinas team-record 24 others during his senior season. Received honorable mention for defensive backs at the U.S. Army National All-Combine.
- Had 25 tackles and eight interceptions during his junior season.
- Also ran track in high school.
- Was raised by his mother, Kimberly Armenteros, his stepdad, Alex Armenteros, and his aunt, Lisa Brown.
- Born Cody Tyler Riggs on Dec. 30, 1991 in Fort Lauderdale, Fla.

CODY RIGGS' GAME-BY-GAME

2015 Tennessee Titans																																						
Date	Opp	W/L	P/S	Tot	Solo	Asst	Sk	- Yds	QBP	TFL	Int	- Yds	-TD	PD	FF	FR	- Yds	SpT																				
Sept 13	@ TB	W	p	0	0	0	0.0	0.0	0	0	0	0	0	0	0	0	0	0	Nov 15	Car	L	p	1	1	0	0.0	0.0	0	1	0	0	0	0	0	0	0		
Sept 20	@ Cle	L	IA																Nov 19	@ Jax	L	p	2	2	0	0.0	0.0	0	0	0	0	0	0	0	0	0		
Sept 27	Ind	L	IA																Nov 29	Oak	L	IA																
Oct 11	Buf	L	IA																Dec 6	Jax	W	IA																
Oct 18	Mia	L	p	0	0	0	0.0	0.0	0	0	0	0	0	0	0	0	0	0	Dec 13	@ NYJ	L	p	0	0	0	0.0	0.0	0	0	0	0	0	1	0	0	0	1	
Oct 25	Atl	L	p	0	0	0	0.0	0.0	0	0	0	0	0	1	0	0	0	0	Dec 20	@ NE	L	p	0	0	0	0.0	0.0	0	0	0	0	0	0	0	0	2		
Nov 1	@ Hou	L	p	0	0	0	0.0	0.0	0	0	0	0	0	0	0	0	0	0	Dec 27	Hou	L	p	0	0	0	0.0	0.0	0	0	0	0	0	0	0	0	0	1	
Nov 8	@ NO	W	p	3	3	0	0.0	0.0	0	0	0	0	0	0	0	0	0	0	Jan 3	@ Ind	L	p	0	0	0	0.0	0.0	0	0	0	0	0	0	0	0	0		
																			Totals			3-13	11/0	6	6	0	0.0	0.0	0	1	0	0	0	2	0	0	0	6

CODY RIGGS' NFL STATISTICS

REGULAR SEASON				TACKLES							INTERCEPTIONS						FUMBLES			
Year	Team	GP	GS	Tot	Solo	Asst	Sk	Yds	QBP	TFL	No	Yds	Lg	TD	PD	FF	FR	Yds	SpT	
2015	Tennessee	11	0	6	6	0	0.0	0.0	0	1	0	0	0	0	2	0	0	0	6	
NFL Totals		11	0	6	6	0	0.0	0.0	0	1	0	0	0	0	2	0	0	0	6	


Single-Game Highs

Tackles - **3 at New Orleans (11/8/15)**
 Passes Defensed - **1 (Twice, last at N.Y. Jets 12/13/15)**
 Special Teams Tackles - **2 (Twice, last at New England (12/20/15))**

Additional Statistics

Special Teams Forced Fumble - **1 (2015)**
 Special Teams Fumble Recovery - **1 (2015)**

20



BISHOP SANKEY

RUNNING BACK • 5'10" • 209 lbs • COLLEGE: WASHINGTON
 ACQUIRED: 2ND ROUND - 2014 • NFL EXP. (NFL/TITANS): 2/2
 HOMETOWN: WADSWORTH, OHIO
 GAMES PLAYED/GAMES STARTED: 29/12 (PLAYOFFS: 0/0)



PRO: The Titans selected Bishop Sankey as the first running back off the board with the 54th overall pick in the 2014 NFL Draft. The 5-foot-10-inch, 209-pounder displays good vision and instincts to go along with extraordinary change of direction and athleticism. The University of Washington product possesses an athletic frame and low center of gravity as a runner, and is a threat out of the backfield as a receiver.

CAREER HIGHLIGHTS:

- As a rookie in 2014, Sankey played in all 16 games with nine starts and led the team with 551 rushing yards on 152 carries with two touchdowns.
- As a junior, Sankey was a first-team All-Pac-12 selection, setting a school record with a career-best 1,870 rushing yards and 20 rushing scores.
- As a sophomore (2012), Sankey's 1,439 yards on the ground ranked fourth on Washington's annual record chart. He found the end zone 16 times on the ground, the third-highest total by a Husky in a campaign.

TITANS TIDBITS:

- Sankey's grandfather, Albert, had been blind in his left eye for more than 30 years. When Bishop was younger, Albert used to make a trip at the end of each summer from his home in Montgomery, Ala., to stay with his family in northeast Ohio. Over the summer months, Albert would be a regular at his grandson's peewee football games. By the time Bishop was in middle school, all his grandfather could see on the field were shadows. Finally after a cornea transplant restored sight in his right eye, Albert was able to see Bishop play for the first time at Stanford during his junior campaign.
- Sankey's father, Christopher, is in the Air Force and has been deployed three times to the Middle East.
- Sankey was featured on the ESPN documentary *Draft Academy* which followed him through the draft process.

CAREER TRANSACTIONS:

- The Wadsworth, Ohio, native was selected by the Titans in the second round (54th overall) the 2014 NFL Draft.

SEASON RECAPS:

2015 (13/3): Played in 13 games with three starts at running back and carried the ball 47 times for 193 rushing yards with a touchdown. Caught 14 passes for 139 yards with a touchdown. Was inactive for two games and did not play in another contest. Led the team in rushing yards once in 2015 (at TB). Registered a career-high 74 rushing yards and two touchdowns at Tampa Bay (9/13/15).

- At Tampa Bay (9/13), started at running back and led the team with 74 rushing yards on 12 carries with a touchdown. Caught two passes for 12 yards with a touchdown. Returned one kickoff for 17 yards. Made the score 21-0 with his first career receiving touchdown, a 12-yard score, with 6:49 left to play in the first stanza. Posted his second touchdown of the afternoon on a one-yard touchdown run to make the score 42-7 midway through the third quarter.
- At Cleveland (9/20), started at running back and carried the ball 12 times for 42 yards.
- Against Indianapolis (9/27), played as a reserve at running back and carried the ball five times for 10 yards. Hauled in two receptions for 31 yards.
- Against Buffalo (10/11), started at running back and carried the ball seven times for 20 yards. Caught three passes for 23 yards. Returned two kickoffs for 33 yards.
- Against Miami (10/18), saw action as a reserve at running back and carried the ball three times for 13 yards. Caught one pass for seven yards

out of the backfield.

- Against Atlanta (10/25), saw limited action as a reserve running back and kickoff returner. Returned one kickoff for 27 yards.
- At Houston (11/1), played as a reserve as the kickoff returner and returned two kickoffs for 36 yards.
- At New Orleans (11/8), dressed but did not play.
- Against Carolina (11/15), saw limited action as a reserve running back and carried the ball twice for seven yards.
- At Jacksonville (11/19), was inactive.
- Against Oakland (11/29), saw limited action as a reserve at running back.
- Against Jacksonville (12/6), played a limited role as a reserve at running back.
- At N.Y. Jets (12/13), was inactive.
- At New England (12/20), played as a reserve at running back and caught three passes for 23 yards.
- Against Houston (12/27), saw action as a reserve at running back and hauled in three receptions for 43 yards. Carried the ball twice for 11 yards. Hauled in a career-long 30-yard reception during the Titans' touchdown drive in the fourth quarter.
- At Indianapolis (1/3), played as a reserve at running back and rushed four times for 16 yards.

2014 (16/9): Played in all 16 games with nine starts at running back during his rookie campaign and led the team with 551 rushing yards on 152 carries with two touchdowns. Caught 18 passes for 133 yards out of the backfield. Returned seven kickoffs for 198 yards (28.3 avg.). Led the team in rushing yards nine times in 2014 (at CIN, vs. JAX, at WAS, vs. HOU, at BAL, vs. PIT, at PHI, at HOU, at JAX). Tied for the team lead in receptions once in 2014 (vs. HOU). Made his NFL debut at Kansas City (9/7/14). Scored his first career rushing touchdown on a two-yard plunge at Indianapolis (9/28/14). Made his first career NFL start at running back against Jacksonville (10/12/14).

- At Kansas City (9/7), made his NFL debut as a reserve at running back. Carried the ball six times for 25 yards.
- At Cincinnati (9/21), played as a reserve at running back and led the team with 61 rushing yards on 10 carries. Caught one pass for nine yards.
- At Indianapolis (9/28), saw action as a reserve at running back and carried the ball six times for 34 yards with his first career rushing touchdown. Caught two passes for 23 yards out of the backfield. Found the end zone on a two-yard touchdown jaunt with 35 seconds remaining in the third quarter.
- Against Jacksonville (10/12), made his first career NFL start at running back and led the team with 61 rushing yards on 18 carries. Snared one reception for seven yards out of the backfield. Helped set up the Titans' second field goal with a 22-yard run off left tackle.
- Against Houston (10/26), saw significant action as a reserve running back and rushed for 35 yards on nine carries. Tied for the team lead with four receptions for 25 yards.
- Against Pittsburgh (11/17), started at running back and notched 38 rushing yards on 11 carries with a touchdown. Hauled in one reception for 17 yards. Returned three kickoffs for 82 yards. Cut the Steelers' lead to 10-7 with a nine-yard touchdown run with 8:08 left to play in the first quarter.
- At Philadelphia (11/23), started at running back and posted 37 rushing yards on 10 carries. Caught two passes for 14 yards. Returned two kickoffs for 45 yards.
- At Houston (11/30), started at running back and rushed for 42 yards on 10 carries. Returned two kickoffs for 71 yards.
- At Jacksonville (12/18), started at running back and led the team with 44 rushing yards on 14 carries. Caught one pass for nine yards out of the

backfield.

COLLEGE:

- During his three-year career at Washington, Sankey appeared in 38 games, starting his last 25 contests. He carried the ball 644 times for 3,496 yards and 37 touchdowns, adding 567 yards and one score on 67 receptions. His 3,496 career rushing yards were the third-most in Huskies' history. In 2013, with a 200-yard game against Washington State in the Apple Cup, he finished the game and the regular season with 1,775 yards for the season, breaking Corey Dillon's 1996 record of 1,695 yards. On the same play on which he passed Dillon, a seven-yard touchdown run in the third quarter, he also broke Napoleon Kaufman's UW career rushing touchdowns record, with his 35th. He decided to forego his senior season and enter the NFL draft in January 2013.
- As a junior (2013), selected a team captain and was named second-team All-America by the Associated Press, the Football Writers Association of America and the Walter Camp Football Foundation, as well as third-team by Athlon. Earned first-team All-Pac-12 and also named second-team Academic All-Pac-12. Was named one of three finalists for the Doak Walker Award. Ended the season ranked first in the Pac-12 and fourth in the nation in rushing yards with 1,870, a school record and 10th-most in Pac-12 history. Also ranked fourth in the nation in rushing yards per game (143.8) and carries (327) and sixth with 20 rushing touchdowns.
- As a sophomore (2012), earned honorable mention All-Pac-12 and won the Earle T. Glant "Tough Husky" Award at the team's postseason banquet. Finished the year with 1,439 yards, the third-highest total in UW single-season history. Also had 16 rushing touchdowns, the second-most ever at Washington. His 289 carries were third-most in school history. His 110.7 rushing yards per game ranked eighth at UW while points scored (16 touchdowns) were good for ninth on the Husky season charts.
- As a freshman (2011), saw action in 12 of the Huskies' 13 games, playing both at tailback and on special teams. Carried the ball 28 times for 187

yards with a touchdown. Caught six passes for 14 yards and returned seven kickoffs for 134 yards.

- Majored in communications at Washington.

PERSONAL:

- Splits time between Nashville and Los Angeles, Calif.
- Attended Gonzaga Preparatory School (Spokane, Wa.), lettering in football for three years. Moved to the state of Washington after spending his freshman year in Ohio, where he piled up 1,800 rushing yards on his school's freshmen team.
- Was a two-time Seattle Times all-state selection at running back and finished his career as all-time leading rusher in Greater Spokane League history with 4,355 yards.
- As a senior in 2010, named the Inland Northwest Youth Awards Male Athlete of the Year, 4A first-team all-state by the Associated Press and Greater Spokane League MVP. Rushed for 2,518 yards as a senior, also a GSL record.
- As a junior, rushed for 2,011 yards and 17 touchdowns in nine games, earning first-team All-GSL and honorable mention 4A all-state from the AP.
- Lettered with the outdoor track team for three seasons, performing as a sprinter, a jumper and on the relay teams.
- Follow Sankey on Twitter and Instagram at @BishopSankey.
- List of favorites: (TV show) "Martin"; (movie) "Friday Night Lights"; (music artists) Tasha Cobbs, Kirk Franklin, Drake, J. Cole and Fred Hammond; (school subject) history; (actor) Will Smith; (book) self-improvement books and non-fiction; (childhood sports hero) Javon Ringer, who he followed closely from his childhood in Ohio; (childhood sports team) Cleveland Indians; (video game) any sports game; and (food) Italian, especially pasta.
- Born Bishop Shaquille Sankey on Sept. 15, 1992 in Wadsworth, Ohio.

BISHOP SANKEY'S GAME-BY-GAME

2014 Tennessee Titans										2015 Tennessee Titans									
RUSHING										RUSHING									
Date	Opp	W/L	P/S	Att	Yds	Avg	Lg	TD	No	Yds	Avg	Lg	TD	No	Yds	Avg	Lg	TD	No
Sept 7	@ KC	W	p	6	25	4.2	12	0	0	0	-	0	0	2	12	6.0	12	1	2
Sept 14	Dal	L	p	2	3	1.5	4	0	0	0	-	0	0	0	0	-	0	0	0
Sept 21	@ Cin	L	p	10	61	6.1	18	0	1	9	9.0	9	0	2	31	15.5	20	0	2
Sept 28	@ Ind	L	p	6	34	5.7	10	1	2	23	11.5	13	0	3	23	7.7	12	0	3
Oct 5	Cle	L	p	8	27	3.4	11	0	0	0	-	0	0	1	7	7.0	7	0	1
Oct 12	Jax	W	S	18	61	3.4	22	0	1	7	7.0	7	0	0	0	-	0	0	0
Oct 19	@ Was	L	p	16	56	3.5	11	0	0	0	-	0	0	0	0	-	0	0	0
Oct 26	Hou	L	p	9	35	3.9	9	0	4	25	6.3	12	0	0	0	-	0	0	0
Nov 9	@ Bal	L	S	16	55	3.4	11	0	3	19	6.3	9	0	0	0	-	0	0	0
Nov 17	Pit	L	S	11	38	3.5	9	1	1	7	7.0	7	0	0	0	-	0	0	0
Nov 23	@ Phi	L	S	10	37	3.7	13	0	2	14	7.0	9	0	0	0	-	0	0	0
Nov 30	@ Hou	L	S	10	42	4.2	12	0	0	0	-	0	0	2	2	1.0	3	0	2
Dec 7	NYG	L	S	9	25	2.8	7	0	2	2	1.0	3	0	1	18	18.0	18	0	1
Dec 14	NYJ	L	S	3	8	2.7	5	0	1	9	9.0	9	0	0	0	-	0	0	0
Dec 18	@ Jax	L	S	14	44	3.1	8	0	1	9	9.0	9	0	3	23	7.7	15	0	3
Dec 28	Ind	L	S	4	18	4.5	11	0	0	0	-	0	0	3	43	14.3	30	0	3
Totals		2-14	16/9	152	569	3.7	22	2	18	133	7.4	18	0	14	139	9.9	30	1	14

BISHOP SANKEY'S NFL STATISTICS

REGULAR SEASON					RUSHING					RECEIVING				
Year	Team	GP	GS	No	Yds	Avg	Lg	TD	Att	Yds	Avg	Lg	TD	
2014	Tennessee	16	9	152	569	3.7	22	2	18	133	7.4	18	0	
2015	Tennessee	13	3	47	193	4.1	16	1	14	139	9.9	30	1	
NFL Totals		29	12	199	762	3.8	22	3	32	272	8.5	30	1	

Single-Game Highs

Rushing Attempts - 18 vs. Jacksonville (10/12/14)

Rushing Yards - 74 at Tampa Bay (9/13/15)

Long Rush - 22 vs. Jacksonville (10/12/14)

Rushing Touchdowns - 1 (Three times, last at Tampa Bay 9/13/15)

Receptions - 4 vs. Houston (10/26/14)

Receiving Yards - 43 vs. Houston (12/27/15)

Long Reception - 30 vs. Houston (12/27/15)

Receiving Touchdown - 1 at Tampa Bay (9/13/15)

Additional Statistics

Tackles - 1 (2014), 1 (2015)

Kickoff Returns - 7 for 198 yards (2014), 9 for 192 yards (2015)

62



BRIAN SCHWENKE

CENTER • 6'3" • 318 lbs • COLLEGE: CALIFORNIA

ACQUIRED: 4TH ROUND - 2013 • NFL EXP. (NFL/TITANS): 3/3

HOMETOWN: OCEANSIDE, CALIF.

GAMES PLAYED/GAMES STARTED: 25/25 (PLAYOFFS: 0/0)



PRO: The Titans selected Brian Schwenke in the fourth round of the 2013 NFL Draft. A nimble athlete with a thick build, the 6-foot-3-inch, 318-pounder started nine games at center during his rookie campaign and made 11 starts in 2014. Schwenke began his impressive post-college showing at the 2013 Senior Bowl, when he fared well in practices and started for the winning South squad. At the 2013 NFL Combine, he ranked among the event's top offensive linemen in several categories, including the three-cone drill (tied for second place at 7.31 seconds), 40-yard dash (sixth at 4.99 seconds), broad jump (tied for 10th at 108 inches) and bench press (tied for eighth with 31 reps of 225 pounds).

CAREER HIGHLIGHTS:

- In 2014, Schwenke started the first 11 games at center until his season was cut short due to injury.
- As a rookie in 2013, Schwenke started all nine contests in which he appeared at center for the Titans.
- As a senior at Cal, Schwenke played center for the first time. He started all 12 games for the Golden Bears and was named first-team All-Pac-12 by the league's coaches.

TITANS TIDBITS:

- Schwenke was an avid surfer during the time he spent living in Hawaii as a result of his father's job in the Navy.
- His father, Brian Sr., was a SERE (Survival, Evasion, Resistance and Escape) trainer in the Navy from 1990–2002.
- Schwenke spent time training prior to the 2013 NFL Draft with the Titans' eventual first-round pick, guard Chance Warmack.
- Schwenke enjoyed swimming with whale sharks on his honeymoon in Cabo in 2014.

CAREER TRANSACTIONS:

- A native of Oceanside, Calif., Schwenke was selected by the Titans in the fourth round (107th overall) of the 2013 NFL Draft.

SEASON RECAPS:

2015 (5/5): Started five games at center before being placed on injured reserve on Oct. 20, 2015.

- At Tampa Bay (9/13), started at center and was a member of an offensive front that opened holes for Titans rushers to gain 124 yards on the ground.
- At Cleveland (9/20), started at center and helped block for Titans ball carriers to amass 166 rushing yards on 30 carries.
- Against Indianapolis (9/27), started at center and helped protect Marcus Mariota, allowing him to pass for 367 yards.
- Against Buffalo (10/11), started at center.
- Against Miami (10/18), started at center but left the game in the third quarter with an injury.

2014 (11/11): Started the first 11 games of the season at center. Caught one pass for six yards off a deflection. Was placed on injured reserve on Nov. 25, 2014.

- At Kansas City (9/7), started at center and helped open holes for Titans' rushers to gain 162 yards on the ground.
- At Cincinnati (9/21), started at center and helped block for Titans' rushers to gain 149 yards on 28 carries (5.3 avg.).
- Against Cleveland (10/5), started at center and helped the Titans' offense amass 410 total yards.
- Against Pittsburgh (11/17), started at center and was a part of an offensive front that did not allow a sack on 24 pass attempts.

- At Philadelphia (11/23), started at center and left the game in the fourth quarter with an injury.

2013 (9/9): Started nine games at center in his rookie campaign. Was inactive for seven games, including the first six contests. Appeared in his first career NFL game and registered the start at center against San Francisco (10/20/13).

- Against San Francisco (10/20), made his first career NFL start at center.
- At St. Louis (11/3), started at center and blocked for Titans' ball carriers to gain 198 rushing yards on 35 carries (5.7 avg.).
- Against Jacksonville (11/10), started at center before leaving the game early in the second quarter with an injury.
- At Oakland (11/24), started at center and was a part of an offensive front that protected Ryan Fitzpatrick, allowing him to throw for 320 yards and two touchdowns.
- Against Arizona (12/15), started at center and helped protect Ryan Fitzpatrick allowing him to throw for a career-high 402 yards. Recovered a Ryan Fitzpatrick fumble and rumbled for four yards in the first quarter.
- At Jacksonville (12/22), started at center and helped open holes for Titans ball carriers to accumulate 182 yards on the ground.

COLLEGE:

- In four seasons with the California Golden Bears (2009-12), he played in 48 of 50 possible games. Started 36 of 37 possible contests over his final three campaigns. Started games at three different positions during his career, making 16 starts at left guard, 12 at center and eight at right guard.
- As a senior (2012), named first-team All-Pac-12 by the league's coaches and second-team All-Pac-12 by Phil Steele in his first season as the team's starting center. Added a pair of team honors by capturing the Brick Muller Award as Cal's Most Valuable Lineman and a Cort Majors Team Captain Award. Became one of only five Cal players to start each of the team's 12 games. Moved to center for the first time at Cal during spring practice after spending most of the first three seasons of his collegiate career at guard.
- As a junior (2011), played in and started 12 of the team's 13 games at left guard, missing a contest against Washington State (11/5) due to illness that was the only missed start by the team's five starting offensive linemen all season. Totaled four pancakes, 28 knockdowns and 17 cut blocks.
- As a sophomore (2010), started all 12 games, with the first eight starts coming at left guard before he was moved to right guard for his final four starts.
- As a freshman (2009), played in 12 of 13 possible games off the bench primarily on special teams and as a reserve offensive lineman. He was one of only three true freshmen to play in 2009 along with kicker Vincenzo D'Amato and tailback Isi Sofole.
- Graduated in December 2012 with a degree in political science.

PERSONAL:

- Married to Mandi, and the couple splits time between Nashville and San Diego.
- Attended Oceanside (Calif.) High School, where he was regarded as the state of California's 60th-best overall prospect by Rivals, which also rated him the 44th-best offensive guard in the nation. Ranked as the nation's No. 9 offensive player by ESPN. Named first-team All-State, All-Area, All-County, All-San Diego Section and All-Valley League as a senior in 2008. Added All-Region accolades from both Prepstar and SuperPrep during his senior campaign for a team that finished with a 12-0-1 record and won a regular-season Valley League title, as well as a San Diego Section crown. Also played defense as a senior, contributing 17 tackles.

- As a junior in 2007, selected first-team All-Valley League, second-team All-County and second-team All-State, as his squad finished 12-1 overall and won the state title.
- Follow Schwenke on Twitter: @BrianSchwenke
- Follow Schwenke on Instagram: @bmschwenke
- One of his best friends is former University of Kentucky and current Detroit Lions guard Larry Warford.
- List of favorites: (movie) "Pulp Fiction"; (TV show) "Game of Thrones"; (actor) Tom Hardy; (music artists) Radiohead and Led Zeppelin; (books) *Harry Potter* series by J. K. Rowling and *The Lord of the Rings* series by J.R.R. Tolkien; (favorite athlete as a child) Jerome Bettis; (video games) "Halo" and "Call of Duty"; (school subject) political science; and (food) Kalua pork fried rice.
- Born Brian Max Schwenke Jr. on March 22, 1991 in Waukegan, Ill.

BRIAN SCHWENKE'S NFL STATISTICS

REGULAR SEASON

Year	Team	GP	GS
2013	Tennessee	9	9
2014	Tennessee	11	11
2015	Tennessee	5	5
NFL Totals		25	25

Starts Breakdown:

2013 - C 9; 2014 - C 11; 2015 - C 5

Additional Career Statistics

Fumble Recovery - 1 for 4 yards (2013)

Tackles - 2 (2013), 3 (2014)

Receptions - 1 for 6 yards (at Philadelphia, 11/23/14)

Fumble - 1 (at Philadelphia, 11/23/14)

21



DA'NORRIS SEARCY

SAFETY • 5'11" • 207 lbs • COLLEGE: NORTH CAROLINA
 ACQUIRED: UNRESTRICTED FREE AGENT (BUFFALO) - 2015
 NFL EXP. (NFL/TITANS): 5/1 • HOMETOWN: DECATUR, GA.
 GAMES PLAYED/GAMES STARTED: 77/36 (PLAYOFFS: 0/0)



PRO: At the start of the 2015 NFL free agency period, the Titans showed interest in safety Da'Norris Searcy and before the conclusion of his first day on the open market, the two sides had agreed to terms on a deal that brought the four-year veteran to Nashville. The University of North Carolina product was originally drafted by the Buffalo Bills in the fourth round of the 2011 NFL Draft. The 5-foot-11-inch, 207-pounder arrives in Tennessee coming off the two best seasons of his career where he appeared in 31 games with 20 starts with the Bills and amassed 127 tackles, 3.5 sacks, four interceptions and 12 passes defended from 2013-2014.

CAREER HIGHLIGHTS:

- In 2014, Searcy saw action in 15 games and tallied 58 tackles, a career-best three interceptions, a forced fumble, a fumble recovery and five passes defended.
- In 2013, Searcy compiled career-highs with 69 tackles, 3.5 sacks, seven passes defended and five tackles for loss. He also found the end zone twice on defense, posting a 74-yard fumble return for a score and a 32-yard interception for a touchdown.

TITANS TIDBITS:

- Searcy wore No. 21 at North Carolina because his grandmother was born in 1921.
- Searcy has tattoos of a cross and angel wings to represent his grandmother and great grandmother.

CAREER TRANSACTIONS:

- The Decatur, Ga., native was selected by the Buffalo Bills in the fourth round (100th overall) of the 2011 NFL Draft.
- Signed by the Titans as an unrestricted free agent on March 12, 2015.

SEASON RECAPS:

2015 (15/13 - Tennessee): Played in 15 games with 13 starts at safety in his first season with the Titans. Registered 54 tackles, an interception, a half sack, a quarterback pressure and four passes defended. Was inactive for one contest. Led the team in passes defended once in 2015 (vs. MIA).

- At Tampa Bay (9/13), started at safety and collected four tackles. Combined with Zach Brown to stonewall Doug Martin for no gain on a fourth-and-one rush in the second quarter.
- At Cleveland (9/20), started at safety and amassed three tackles. Combined with Derrick Morgan to stop Duke Johnson for no gain on a rush off right guard in the third quarter.
- Against Indianapolis (9/27), started at safety and totaled four tackles.
- Against Buffalo (10/11), started at safety and posted a tackle.
- Against Miami (10/18), started at safety and tallied eight tackles and a team-high three passes defended. Deflected a Ryan Tannehill pass intended for Jordan Cameron that was then intercepted by Michael Griffin in the second quarter. Broke up a pass intended for Cameron in the third stanza. Batted down a pass intended for Cameron early in the fourth quarter.
- Against Atlanta (10/25), started at safety and amassed five tackles.
- At Houston (11/1), started at safety and registered three tackles.
- At New Orleans (11/8), started at safety and totaled two tackles.
- Against Carolina (11/15), started at safety and tallied four tackles.
- At Jacksonville (11/19), started at safety and collected three tackles.
- Against Oakland (11/29), played as a reserve at safety and recorded five tackles.
- Against Jacksonville (12/6), started at safety and posted four tackles, a half sack and a quarterback pressure. Combined with Karl Klug to drop Blake Bortles for an 11-yard sack on fourth-and-four during the Jaguars'

final drive in the fourth quarter.

- At N.Y. Jets (12/13), played as a reserve at safety and amassed a tackle.
- At New England (12/20), was inactive.
- Against Houston (12/27), started at safety and notched four tackles.
- At Indianapolis (1/3), started at safety and recorded three tackles with an interception. Collected his first interception as a member of the Titans when he picked off a pass intended for Daniel Herron deep in Colts' territory late in the first quarter.

2014 (15/13 - Buffalo): Played in 15 games with 13 starts at free safety and tallied 58 tackles, three interceptions, a forced fumble, a fumble recovery and five passes defended. Was inactive for one game against Green Bay.

- Against Miami (9/14), started at free safety and tallied five total tackles, including a tackle for loss and a pass defended.
- At Houston (9/28), saw time at free safety and notched a fumble recovery in the second quarter, following Andre Johnson's fumble. Recorded three total tackles and one quarterback hit.
- Against Minnesota (10/19), started at free safety and tallied six tackles, while recording a half sack and a quarterback hit.
- At N.Y. Jets (10/26), started at free safety and recorded three total tackles, one pass defended and his first interception of the season.
- At Miami (11/13), started at free safety and tallied five tackles on defense. Made two tackles and forced a fumble on special teams.
- Against Cleveland (11/30), started at free safety and notched a career-high two interceptions. Made four tackles and had three passes defended.
- At Oakland (12/21), started at free safety and led the team with 11 tackles.

2013 (16/7 - Buffalo): Played in all 16 games with seven starts and finished with a career-high 69 tackles, a career-high 3.5 sacks, seven passes defended and five tackles for loss. Collected two touchdowns on the year.

- Against New England (9/8), scored his first career touchdown on a 74-yard fumble return. Also added his first career sack in addition to eight tackles.
- Against Baltimore (9/29), produced six tackles and a career-high four passes defended including a tipped pass that led to Kiko Alonso's game-saving interception with 1:04 left in the game.
- Against Cincinnati (10/13), posted a career-high 16 tackles, including three tackles for loss and a sack.
- At New Orleans (10/27), produced two tackles and half a sack.
- Against N.Y. Jets (11/17), recorded a 32-yard interception touchdown in the third quarter.
- Against Miami (12/22), produced a sack and added a tackle, tackle for loss, quarterback hit and pass defended.

2012 (15/0 - Buffalo): Played in 15 games as a reserve and amassed 31 tackles, two forced fumbles and a pass defended. Was inactive for the regular season finale.

- Against New England (9/30), posted two tackles and forced his first fumble on the final drive, but the ball was recovered by the Patriots.
- Against Jacksonville (12/2), totaled three tackles including two for loss and added a forced fumble.
- Against St. Louis (12/9), produced five tackles including one tackle for loss.

2011 (16/3 - Buffalo): Saw action in all 16 games with three starts and collected 29 tackles and an interception. Posted five special teams tackles.

- Against Oakland (9/18), recorded first career interception on final hail mary attempt to preserve a 38-35 victory.

- teams and as a reserve safety, totaling nine tackles and four stops for a loss. One of 11 true Tar Heel freshman to see the playing field.
- Majored in communications at North Carolina.

PERSONAL:

- Married to Kennetra and the couple has a daughter, Kenna.
- Was a two-way standout at defensive back and running back at Towers (Decatur, Ga.) High School and was tabbed the No. 17 player in Georgia by SuperPrep.
- As a senior, recorded 71 tackles, eight stops for a loss and three sacks, while amassing 1,607 rushing yards and 16 touchdowns.
- Totaled 707 rushing yards and seven touchdowns in junior year with 41 tackles.
- Follow Searcy on Twitter: @DSearcy25
- Born Da'Norris Searcy on Nov. 16, 1988 in Decatur, Ga.

2011 Buffalo Bills

Nov 3	KC	L	p	1	1	0	0.0	0.0	0	0	0	0	0	0	0	0	0	NA
Nov 10	@ Pit	L	p	2	0	2	0.0	0.0	0	0	0	0	0	0	0	0	0	NA
Nov 17	NYJ	W	p	0	0	0	0.0	0.0	0	0	1	32	1	1	0	0	0	NA
Dec 1	Atl	L	p	2	1	1	0.0	0.0	0	0	0	0	0	0	0	0	0	NA
Dec 8	@ TB	L	p	0	0	0	0.0	0.0	0	0	0	0	0	0	0	0	0	NA
Dec 15	@ Jax	W	p	4	4	0	0.0	0.0	0	0	0	0	0	1	0	0	0	NA
Dec 22	Mia	W	p	1	1	0	1.0	5.0	0	1	0	0	0	1	0	0	0	NA
Dec 29	@ NE	L	p	7	1	6	0.0	0.0	0	0	0	0	0	0	0	0	0	NA
Totals	6-10	16/7		69	45	24	3.5	24.5	3	5	1	32	1	7	0	1	74t	2

2014 Buffalo Bills

Date	Opp	W/L	P/S	Tot	Solo	Asst	Sk	- Yds	QBP	TFL	Int	-Yds	TD	PD	FF	FR	- Yds	SpT
Sept 7	@ Chi	W	S	4	3	1	0.0	0.0	0	0	0	0	0	0	0	0	0	NA
Sept 14	Mia	W	S	5	4	1	0.0	0.0	0	1	0	0	0	1	0	0	0	NA
Sept 21	SD	L	S	1	1	0	0.0	0.0	0	0	0	0	0	0	0	0	0	NA
Sept 28	@ Hou	L	p	3	1	2	0.0	0.0	1	0	0	0	0	0	1	0	0	NA
Oct 5	@ Det	W	S	1	0	1	0.0	0.0	0	0	0	0	0	0	0	0	0	NA
Oct 12	NE	L	p	2	1	1	0.0	0.0	0	0	0	0	0	0	0	0	0	NA
Oct 19	Min	W	S	6	3	3	0.5	5.5	1	0	0	0	0	0	0	0	0	NA
Oct 26	@ NYJ	W	S	3	1	2	0.0	0.0	0	0	1	32	0	1	0	0	0	NA
Nov 9	KC	L	S	3	3	0	0.0	0.0	0	0	0	0	0	0	0	0	0	NA
Nov 13	@ Mia	L	S	5	4	1	0.0	0.0	0	0	0	0	0	0	1	0	0	NA
Nov 24	NYJ	W	S	3	2	1	0.0	0.0	0	0	0	0	0	0	0	0	0	NA
Nov 30	Cle	W	S	4	3	1	0.0	0.0	0	0	2	38	0	3	0	0	0	NA
Dec 7	@ Den	L	S	1	1	0	0.0	0.0	0	0	0	0	0	0	0	0	0	NA
Dec 14	GB	W	IA															
Dec 21	@ Oak	L	S	11	9	2	0.0	0.0	0	0	0	0	0	0	0	0	0	NA
Dec 28	@ NE	W	S	6	3	3	0.0	0.0	0	0	0	0	0	0	0	0	0	NA
Totals		9-7	15/13	58	39	19	0.5	5.5	2	1	3	70	0	5	1	1	0	7

2015 Tennessee Titans

Date	Opp	W/L	P/S	Tot	Solo	Asst	Sk	- Yds	QBP	TFL	Int -	Yds	-TD	PD	FF	FR -	Yds	SpT
Sept 13	@ TB	W	S	4	3	1	0.0	0.0	0	0	0	0	0	0	0	0	0	0
Sept 20	@ Cle	L	S	3	2	1	0.0	0.0	0	0	0	0	0	0	0	0	0	0
Sept 27	Ind	L	S	4	3	1	0.0	0.0	0	0	0	0	0	0	0	0	0	0
Oct 11	Buf	L	S	1	1	0	0.0	0.0	0	0	0	0	0	0	0	0	0	0
Oct 18	Mia	L	S	8	8	0	0.0	0.0	0	0	0	0	0	3	0	0	0	0
Oct 25	Atl	L	S	5	4	1	0.0	0.0	0	0	0	0	0	0	0	0	0	0
Nov 1	@ Hou	L	S	3	1	2	0.0	0.0	0	0	0	0	0	0	0	0	0	0
Nov 8	@ NO	W	S	2	1	1	0.0	0.0	0	0	0	0	0	0	0	0	0	0
Nov 15	Car	L	S	4	4	0	0.0	0.0	0	0	0	0	0	0	0	0	0	0
Nov 19	@ Jax	L	S	3	3	0	0.0	0.0	0	0	0	0	0	0	0	0	0	0
Nov 29	Oak	L	p	5	3	2	0.0	0.0	0	0	0	0	0	0	0	0	0	0
Dec 6	Jax	W	S	4	3	1	0.5	5.5	1	0	0	0	0	0	0	0	0	0
Dec 13	@ NYJ	L	p	1	1	0	0.0	0.0	0	0	0	0	0	0	0	0	0	0
Dec 20	@ NE	L	IA															
Dec 27	Hou	L	S	4	3	1	0.0	0.0	0	0	0	0	0	0	0	0	0	0
Jan 3	@ Ind	L	S	3	1	2	0.0	0.0	0	0	0	1	5	0	1	0	0	0
Totals		3-13	15/13	54	41	13	0.5	5.5	1	0	1	5	0	4	0	0	0	0

Da'NORRIS SEARCY'S NFL STATISTICS

REGULAR SEASON				TACKLES							INTERCEPTIONS						FUMBLES			
Year	Team	GP	GS	Tot	Solo	Asst	Sk	Yds	QBP	TFL	No	Yds	Lg	TD	PD	FF	FR	Yds	SpT	
2011	Buffalo	16	3	29	22	7	0.0	0.0	0	0	1	0	0	0	1	0	0	0	5	
2012	Buffalo	15	0	35	22	13	0.0	0.0	0	4	0	0	0	0	1	2	0	0	4	
2013	Buffalo	16	7	69	45	24	3.5	24.5	3	5	1	32	32t	1	7	0	1	74t	2	
2014	Buffalo	15	13	58	39	19	0.5	5.5	2	1	3	70	32	0	5	1	1	0	7	
2015	Tennessee	15	13	54	41	13	0.5	5.5	1	0	1	5	5	0	4	0	0	0	0	
NFL Totals		77	36	245	169	76	4.5	35.5	6	10	6	107	32t	1	18	3	2	74t	18	

Single-Game Highs

Tackles - 16 vs. Cincinnati (10/13/13)
 Interceptions - 2 vs. Cleveland (11/30/14)
 Sacks - 1 (Three times, last vs. Miami 12/22/13)
 Forced Fumble - 1 (Three times, last at Miami 11/13/14)
 Fumble Recovery - 1 (Twice, last at Houston 9/28/14)
 Passes Defensed - 4 vs. Baltimore (9/29/13)

Additional Statistics

Touchdowns - 2 - 74-yard fumble return vs. New England, 9/8/13; 32-yard interception return vs. N.Y. Jets, 11/17/13

24



COTY SENSABAUGH

CORNERBACK • 5'11" • 187 lbs • COLLEGE: CLEMSON

ACQUIRED: 4TH ROUND - 2012 • NFL EXP. (NFL/TITANS): 4/4

HOMETOWN: KINGSFORT, TENN.

GAMES PLAYED/GAMES STARTED: 59/27 (PLAYOFFS: 0/0)



PRO: The Titans used their fourth-round pick in the 2012 NFL Draft on cornerback Coty Sensabaugh. The 5-foot-11-inch, 187-pounder contributed immediately as a rookie by appearing in all 16 games primarily on special teams and as a slot corner in the nickel package. He continued in the nickel role in his second season, and in 2014, he notched a career-high six starts. Respected for his work ethic and intelligence, Sensabaugh also possesses tremendous athleticism. Considered a late bloomer by many after beginning his college career as a special teams player and reserve cornerback, he nevertheless became one of the Clemson's top performers by the end of his tenure in Death Valley.

CAREER HIGHLIGHTS:

- In 2013, Sensabaugh continued his role as the team's nickel defensive back. He registered 37 tackles and six passes defended in 14 games.
- As a rookie in 2012, Sensabaugh played in all 16 games and notched 27 tackles and three passes defended.

TITANS TIDBITS:

- Beginning in 2013, he has taken a day each offseason to run the Sensabaugh Camp Classic at Dobyns-Bennett High School in Kingsport, Tenn.
- During the 2013 offseason, Sensabaugh launched a 10-week campaign to become The Leukemia & Lymphoma Society Man of the Year in Nashville. He personally titled his campaign "A Fight for Jamaar" in honor of his brother. When Sensabaugh was 11, his older brother, Jamaar, died from leukemia a week after being diagnosed. Unique events that highlighted Coty's personal campaign included a fashion show with his teammates, as well as a fellowship dinner in his hometown of Kingsport. Sensabaugh is determined to launch a non-profit organization in Jamaar's name to raise awareness and money to combat the disease, and he wants to continue to be an active spokesperson for the cause.
- He grew up on the same street in Kingsport, Tenn., as his second cousin, former NFL safety Gerald Sensabaugh.
- Sensabaugh is a self-described "shoe fanatic."

CAREER TRANSACTIONS:

- The Kingsport, Tenn., native was selected by the Titans in the fourth round (115th overall) of the 2012 NFL Draft.

SEASON RECAPS:

2015 (16/15): Played in all 16 games with 15 starts at cornerback and led the team with 10 passes defended. Tied for the team lead with two interceptions, including one which he returned for a touchdown. Registered 58 tackles and three special teams stops. Collected his first career interception and touchdown at Tampa Bay (9/13/15). Tied for the team lead in tackles once in 2015 (at JAX). Tied for the team lead in passes defended four times in 2015 (at HOU, at NO, at JAX, vs. HOU). Tied for the team lead in special teams tackles twice in 2015 (vs. BUF, vs. MIA).

- At Tampa Bay (9/13), started at cornerback and collected his first career interception. Gave the Titans a 14-0 advantage with a his first career interception on a third-and-three pass from Jameis Winston which he then returned 26 yards for the score in the first quarter.
- At Cleveland (9/20), started at cornerback and amassed four tackles.
- Against Indianapolis (9/27), started at cornerback and totaled four tackles.
- Against Buffalo (10/11), saw action as a reserve at nickel back and posted one tackle. Notched a special teams stop on coverage units.
- Against Miami (10/18), started at cornerback as the team opened the game in a nickel package and tallied two tackles and an interception.

Posted a special teams stop on coverage units. Halted a potential Dolphins' scoring drive by intercepting a Ryan Tannehill pass intended for Jordan Cameron late in the second quarter.

- Against Atlanta (10/25), started at cornerback and amassed six tackles and two passes defended. Ended a Falcons' drive by breaking up a pass intended for Julio Jones on third-and-two in the first quarter. Stopped Devonta Freeman for no gain on a rush up the middle in the third quarter. Batted down a pass intended for Jones in the third quarter.
- At Houston (11/1), started at cornerback and registered five tackles and a pass defended. Broke up a deep pass intended for DeAndre Hopkins in the fourth quarter.
- At New Orleans (11/8), started at cornerback and totaled four tackles and a pass defended.
- Against Carolina (11/15), started at cornerback and tallied two tackles.
- At Jacksonville (11/19), started at cornerback and tied for the team lead with six tackles with a pass defended. Broke up a third-and-five pass intended for Allen Hurns in the third quarter.
- Against Oakland (11/29), started at cornerback and recorded a tackle and a pass defended.
- Against Jacksonville (12/6), started at cornerback and posted three tackles and a pass defended. Collected a special teams stop on coverage units. Broke up a pass intended for Marqise Lee in the first quarter.
- At N.Y. Jets (12/13), started at cornerback and tied a career-high with seven tackles.
- At New England (12/20), started at cornerback and tallied five tackles. Stuffed Brandon LaFell for no gain on an end around rush in the fourth quarter.
- Against Houston (12/27), started at cornerback and notched a tackle and a pass defended. Broke up a pass intended for DeAndre Hopkins in the end zone in the third quarter.
- At Indianapolis (1/3), started at cornerback and tied a career-high with seven tackles. Teamed with Brian Orakpo to stuff Trey Williams for no gain on a rush off right end in the fourth quarter.

2014 (13/6): Played in 13 games with six starts at cornerback and totaled a career-high 44 tackles, a career-best seven passes defended, a sack and a quarterback pressure. Collected four special teams tackles on coverage units. Was inactive for three games. Registered his first career sack by dropping Alex Smith for a six-yard loss at Kansas City (9/7/14). Led or tied for the team lead in passes defended three times in 2014 (vs. NYJ, at JAX, vs. IND).

- At Kansas City (9/7), saw significant action as a reserve at nickel back and collected a tackle, including a sack and a quarterback pressure. Collected a special teams tackle. Made a key recovery of Leon Washington fumble on a kickoff return early in the second quarter. Ended a Chiefs' drive by registering his first career sack, dropping Alex Smith for a six-yard loss on third-and-five in the second quarter.
- Against Dallas (9/14), started at nickel back and notched four solo tackles.
- At Indianapolis (9/28), saw significant action as a reserve nickel back and amassed five solo tackles and a pass defended. Batted down a pass intended for T.Y. Hilton early in the first quarter. Posted a solo special teams tackle on coverage units.
- Against Cleveland (10/5), started at cornerback and registered five tackles and a pass defended. Ended a Browns' drive by breaking up a pass intended for Andrew Hawkins on fourth-and-three in the third quarter. Posted a solo special teams tackle.
- Against Pittsburgh (11/17), played as a reserve at nickelback and notched three tackles.

- At Philadelphia (11/23), started at cornerback and amassed five tackles.
- At Houston (11/30), played as a reserve at nickel back and notched three tackles. Teamed with Jurrell Casey to stop Alfred Blue for no gain on a rush up the middle in the first quarter.
- Against N.Y. Giants (12/7), saw significant action as a reserve cornerback after Bliid Wreh-Wilson left the game early in the first quarter with an injury.
- Against N.Y. Jets (12/14), started at cornerback and collected five tackles and a pass defended. Batted down a third-and-15 pass intended for Eric Decker in the fourth quarter.
- At Jacksonville (12/18), started at cornerback and registered five tackles and a pass defended.
- Against Indianapolis (12/28), started at cornerback and tallied four tackles and a team-high three passes defended. Registered a solo special teams tackle. Defended a deep pass intended for Donte Moncrief in the third quarter. Knocked down a third-and-two pass intended for Hakeem Nicks in the third quarter. Broke up a third-and-eight pass intended for Nicks on the final play of the third quarter.

2013 (14/3): Played in 14 games with three starts at nickel back and registered 37 tackles, including a stop for loss, six passes defended and two fumble recoveries. Collected six special teams tackles on coverage units. Placed on injured reserve on Dec. 18, 2013. Tied for the team lead in passes defended once in 2013 (vs. JAX).

- At Pittsburgh (9/8), tallied four tackles. Collected a special teams tackle on coverage units. Broke up a deep pass intended for Jericho Cotchery in the fourth quarter.
- Against N.Y. Jets (9/29), posted three tackles and a pass defended. Notched a special teams stop on coverage units. Batted down a pass intended for Kellen Winslow in the fourth quarter.
- Against Kansas City (10/6), recorded a tackle and a fumble recovery before leaving the game in the third quarter with an injury. Posted a special teams tackle on coverage units. Pounced on a Jamaal Charles fumble that was forced by Michael Griffin at the Chiefs' 48-yard line in the second quarter.
- At Seattle (10/13), tallied four tackles, including a stop for loss. Stuffed Golden Tate for a three-yard loss on a short pass in the third quarter.
- At St. Louis (11/3), collected three tackles and a fumble recovery. Stopped a Rams' drive by recovering a Benny Cunningham fumble at the Titans' 10-yard line in the first stanza.
- Against Jacksonville (11/10), started at cornerback as the team opened the game in a nickel package and notched a pass defended. Halted a Jaguars' drive by breaking up a third-and-six pass intended for Ace Sanders in the first quarter.
- Against Indianapolis (11/14), tied a then-career high with five tackles. Notched a solo special teams tackle on coverage units.
- Against Arizona (12/15), compiled a career-high seven tackles and a pass defended. Forced the Cardinals to punt by breaking up a pass intended for Larry Fitzgerald on third-and-11 in the second quarter.

2012 (16/3): Saw action in all 16 games with three starts as a rookie at cornerback and registered 27 tackles and three passes defended. Collected four special teams tackles on coverage units. Played in his first career NFL game against New England (9/9/12). Made his first career start at cornerback against Chicago (11/4/12). Tied for the team lead in passes defended once in 2012 (at MIA). Tied for the team lead in special teams tackles twice in 2012 (at MIN, vs. NYJ).

- Against New England (9/9), made his NFL debut as a reserve on special teams, while seeing limited action at cornerback.
- At Minnesota (10/7), tied for the team lead with a special teams tackle. Stonewalled Marcus Sherels for no gain on a punt return in the second quarter.
- At Chicago (11/4), made his first career NFL start as the nickel back and notched five tackles.
- At Miami (11/11), played as a reserve as the team's nickel back and recorded three solo tackles and two passes defended. Broke up a pass intended for Jabar Gaffney in the third quarter. Halted a Dolphins' drive by deflecting a short pass intended for Davone Bess on third-and-five in the final stanza.
- At Indianapolis (12/9), saw action as a reserve at cornerback and tallied three solo tackles and a pass defended. Knocked down a pass intended for Dwayne Allen late in the second quarter.
- At Green Bay (12/23), started at cornerback as the team opened the game in the nickel package and totaled four tackles.

- In four seasons at Clemson, Sensabaugh appeared in 52 games with 17 starts. He totaled 87 tackles, two tackles for loss, four interceptions, two quarterback pressures and 18 passes defended. He had one interception in each of his four seasons. After sitting out the first game of his redshirt freshman season, Sensabaugh went on to play in 52 of Clemson's next 53 contests, including starts in all 14 games as a senior.
- As a senior (2011), named permanent team co-captain and started all 14 games. Concluded the campaign with 40 tackles, one tackle for loss, one interception, two quarterback pressures, and a team-high 13 passes defended. Credited with 993 snaps, which set a school record for a defensive player.
- As a junior (2010), notched 28 tackles, a tackle for loss, an interception and two passes defended in 13 games (three starts).
- As a sophomore (2009), played in 13 games and registered 14 tackles, one interception and two passes defended. Saw action on defense in 10 total contests and participated exclusively on special teams in three games.
- As a redshirt freshman (2008), spent the season as a second-team cornerback. Did not play in the season-opener but played in each of the last 12 contests. Played on defense in nine contests in addition to regular duty on special teams. Totaled five tackles and one interception.
- Redshirted in 2007.
- Graduated from Clemson in May 2011 with a degree in communication studies.

PERSONAL:

- Single, splits time between Nashville and Kingsport, Tenn.
- Named team MVP as a senior at Dobyys-Bennett (Kingsport, Tenn.) High School after totaling four interceptions as a defensive back and 48 receptions for 915 yards and 14 touchdowns as a wide receiver. Helped his team advance to the state quarterfinals after earning a 12-1 record and conference title.
- Also played basketball for four years and was a starting guard for two years. He led the team as a junior with 17.3 points per game.
- Ran multiple events in track, including the 100-meter, 200, 100 relay and 200 relay.
- Follow Sensabaugh on Twitter at @cotysense.
- List of favorites: (movie) Friday; (TV show) "Martin"; (actor) Denzel Washington; (music artist) Jay-Z and Nas; (school subject) history; (car) Benz S550; (food) "my mom and dad's cooking"; (sports heroes) Penny Hardaway; and (favorite sports team other than the Titans) Cleveland Cavaliers.
- Born Coty Alexander Sensabaugh on Nov. 15, 1988 in Kingsport, Tenn.

COLLEGE:

COTY SENSABAUGH'S GAME-BY-GAME

2012 Tennessee Titans

Date	Opp	W/L	P/S	Tot	Solo	Asst	Sk	- Yds	QBP	TFL	Int -	Yds	-TD	PD	FF	FR -	Yds	SpT
Sept 9	NE	L	p	0	0	0	0.0	0.0	0	0	0	0	0	0	0	0	0	0
Sept 16	@ SD	L	p	2	1	1	0.0	0.0	0	0	0	0	0	0	0	0	0	0
Sept 23	Det	W	p	2	2	0	0.0	0.0	0	0	0	0	0	0	0	0	0	0
Sept 30	@ Hou	L	p	0	0	0	0.0	0.0	0	0	0	0	0	0	0	0	0	0
Oct 7	@ Min	L	p	0	0	0	0.0	0.0	0	0	0	0	0	0	0	0	0	1
Oct 11	Pit	W	p	0	0	0	0.0	0.0	0	0	0	0	0	0	0	0	0	0
Oct 21	@ Buf	W	p	0	0	0	0.0	0.0	0	0	0	0	0	0	0	0	0	0
Oct 28	Ind	L	p	0	0	0	0.0	0.0	0	0	0	0	0	0	0	0	0	1
Nov 4	Chi	L	S	5	4	1	0.0	0.0	0	0	0	0	0	0	0	0	0	0
Nov 11	@ Mia	W	p	3	3	0	0.0	0.0	0	0	0	0	0	2	0	0	0	0
Nov 25	@ Jax	L	p	2	2	0	0.0	0.0	0	0	0	0	0	0	0	0	0	0
Dec 2	Hou	L	p	1	1	0	0.0	0.0	0	0	0	0	0	0	0	0	0	0
Dec 9	@ Ind	L	p	3	3	0	0.0	0.0	0	0	0	0	1	0	0	0	0	0
Dec 17	NYJ	W	p	2	2	0	0.0	0.0	0	0	0	0	0	0	0	0	0	1
Dec 23	@ GB	L	S	4	2	2	0.0	0.0	0	0	0	0	0	0	0	0	0	0
Dec 30	Jax	W	S	3	3	0	0.0	0.0	0	0	0	0	0	0	0	0	0	1
Totals				6-10	16/3	27	23	4	0.0	0.0	0	0	0	0	3	0	0	4

2013 Tennessee Titans

Date	Opp	W/L	P/S	Tot	Solo	Asst	Sk	- Yds	QBP	TFL	Int -	Yds	-TD	PD	FF	FR -	Yds	SpT
Sept 8	@ Pit	W	p	4	3	1	0.0	0.0	0	0	0	0	0	0	0	0	0	1
Sept 15	@ Hou	L	S	2	0	2	0.0	0.0	0	0	0	0	0	0	0	0	0	2
Sept 22	SD	W	p	4	3	1	0.0	0.0	0	0	0	0	0	0	0	0	0	0
Sept 29	NYJ	W	p	3	2	1	0.0	0.0	0	0	0	0	0	1	0	0	0	1
Oct 6	KC	L	p	1	1	0	0.0	0.0	0	0	0	0	0	0	0	1	0	1
Oct 13	@ Sea	L	p	4	4	0	0.0	0.0	0	1	0	0	0	0	0	0	0	0
Oct 20	SF	L	p	1	1	0	0.0	0.0	0	0	0	0	0	1	0	0	0	0
Nov 3	@ StL	W	p	3	3	0	0.0	0.0	0	0	0	0	0	0	0	1	0	0
Nov 10	Jax	L	S	0	0	0	0.0	0.0	0	0	0	0	0	1	0	0	0	0
Nov 14	Ind	L	p	5	5	0	0.0	0.0	0	0	0	0	0	0	0	0	0	1
Nov 24	@ Oak	W	p	0	0	0	0.0	0.0	0	0	0	0	0	0	0	0	0	0
Dec 1	@ Ind	L	p	2	1	1	0.0	0.0	0	0	0	0	0	1	0	0	0	0
Dec 8	@ Den	L	S	1	1	0	0.0	0.0	0	0	0	0	0	1	0	0	0	0
Dec 15	Ari	L	p	7	5	2	0.0	0.0	0	0	0	0	0	1	0	0	0	0
Dec 22	@ Jax			Placed on injured reserve on Dec. 18, 2013														
Dec 29	Hou																	
Totals				5-9	14/3	37	29	8	0.0	0.0	0	1	0	0	6	0	2	6

2014 Tennessee Titans

Date	Opp	W/L	P/S	Tot	Solo	Asst	Sk	- Yds	QBP	TFL	Int -	Yds	-TD	PD	FF	FR -	Yds	SpT
Sept 7	@ KC	W	p	1	1	0	1.0	6.0	1	0	0	0	0	0	0	0	0	1
Sept 14	Dal	L	S	4	4	0	0.0	0.0	0	0	0	0	0	0	0	0	0	0
Sept 21	@ Cin	L	p	3	2	1	0.0	0.0	0	0	0	0	0	0	0	0	0	0
Sept 28	@ Ind	L	p	5	5	0	0.0	0.0	0	0	0	0	0	1	0	0	0	1
Oct 5	Cle	L	S	5	4	1	0.0	0.0	0	0	0	0	0	1	0	0	0	1
Oct 12	Jax	W	IA															
Oct 19	@ Was	L	IA															
Oct 26	Hou	L	IA															
Nov 9	@ Bal	L	p	1	1	0	0.0	0.0	0	0	0	0	0	0	0	0	0	0
Nov 17	Pit	L	p	3	2	1	0.0	0.0	0	0	0	0	0	0	0	0	0	0
Nov 23	@ Phi	L	S	5	5	0	0.0	0.0	0	0	0	0	0	0	0	0	0	0
Nov 30	@ Hou	L	p	3	2	1	0.0	0.0	0	0	0	0	0	0	0	0	0	0
Dec 7	NYG	L	p	0	0	0	0.0	0.0	0	0	0	0	0	0	0	0	0	0
Dec 14	NYJ	L	S	5	5	0	0.0	0.0	0	0	0	0	0	1	0	0	0	0
Dec 18	@ Jax	L	S	5	4	1	0.0	0.0	0	0	0	0	0	1	0	0	0	0
Dec 28	Ind	L	S	4	2	2	0.0	0.0	0	0	0	0	0	3	0	0	0	1
Totals				2-14	13/6	44	37	7	1.0	6.0	1	0	0	0	7	0	0	4

2015 Tennessee Titans

Date	Opp	W/L	P/S	Tot	Solo	Asst	Sk	- Yds	QBP	TFL	Int -	Yds	-TD	PD	FF	FR -	Yds	SpT
Sept 13	@ TB	W	S	0	0	0	0.0	0.0	0	0	1	26	1	1	0	0	0	0
Sept 20	@ Cle	L	S	4	3	1	0.0	0.0	0	0	0	0	0	0	0	0	0	0
Sept 27	Ind	L	S	4	2	2	0.0	0.0	0	0	0	0	0	0	0	0	0	0
Oct 11	Buf	L	p	1	1	0	0.0	0.0	0	0	0	0	0	0	0	0	0	1
Oct 18	Mia	L	S	2	1	1	0.0	0.0	0	0	1	16	0	1	0	0	0	1
Oct 25	Atl	L	S	6	5	1	0.0	0.0	0	0	0	0	0	2	0	0	0	0
Nov 1	@ Hou	L	S	5	2	3	0.0	0.0	0	0	0	0	0	1	0	0	0	0
Nov 8	@ NO	W	S	4	2	2	0.0	0.0	0	0	0	0	0	1	0	0	0	0
Nov 15	Car	L	S	2	2	0	0.0	0.0	0	0	0	0	0	0	0	0	0	0
Nov 19	@ Jax	L	S	6	6	0	0.0	0.0	0	0	0	0	0	1	0	0	0	0
Nov 29	Oak	L	S	1	1	0	0.0	0.0	0	0	0	0	0	1	0	0	0	0
Dec 6	Jax	W	S	3	3	0	0.0	0.0	0	0	0	0	0	1	0	0	0	1
Dec 13	@ NYJ	L	S	7	5	2	0.0	0.0	0	0	0	0	0	0	0	0	0	0
Dec 20	@ NE	L	S	5	3	2	0.0	0.0	0	0	0	0	0	0	0	0	0	0
Dec 27	Hou	L	S	1	1	0	0.0	0.0	0	0	0	0	0	1	0	0	0	0
Jan 3	@ Ind	L	S	7	5	2	0.0	0.0	0	0	0	0	0	0	0	0	0	0
Totals				3-13	16/15	58	42	16	0.0	0.0	0	0	2	42	1	10	0	3

COTY SENSABAUGH'S NFL STATISTICS

REGULAR SEASON

YEAR		TACKLES									INTERCEPTIONS						FUMBLES			
Year	Team	GP	GS	Tot	Solo	Asst	Sk	Yds	QBP	TFL	No	Yds	Lg	TD	PD	FF	FR	Yds	SpT	
2012	Tennessee	16	3	27	23	4	0.0	0.0	0	0	0	0	0	0	3	0	0	0	4	
2013	Tennessee	14	3	37	29	8	0.0	0.0	0	1	0	0	0	0	6	0	2	0	6	
2014	Tennessee	13	6	44	37	7	1.0	6.0	1	0	0	0	0	0	7	0	0	0	4	
2015	Tennessee	16	15	58	42	16	0.0	0.0	0	0	2	42	26t	1	10	0	0	0	3	
NFL Totals		59	27	166	131	35	1.0	6.0	1	1	2	42	26t	1	26	0	2	0	17	

Single-Game Highs

Tackles - **7 (Three times, last at Indianapolis 1/3/15)**
Interceptions - **1 (Twice, last vs. Miami 10/18/15)**
Pass Defensed - 3 vs. Indianapolis (12/28/14)
Fumble Recovery - 1 (Twice, last at St. Louis 11/3/13)
Sacks - 1 at Kansas City (9/7/14)
Special Teams Tackles - 2 at Houston (9/15/13)

Additional Career Statistics

Touchdowns - 1 - **26-yard interception at Tampa Bay (9/13/15)**
Special Teams Fumble Recovery - 1 at Kansas City (9/7/14)

60



QUINTON SPAIN

GUARD • 6'4" • 330 lbs • COLLEGE: WEST VIRGINIA

ACQUIRED: FREE AGENT - 2015 • NFL EXP. (NFL/TITANS): ROOKIE

HOMETOWN: PETERSBURG, VA.

GAMES PLAYED/GAMES STARTED: 7/6 (PLAYOFFS: 0/0)



PRO: Quinton Spain is one of two Titans 2015 rookie free agents to make the club's 53-man roster out of training camp. The 6-foot-4-inch, 330-pounder has the versatility to play both guard and tackle on the pro level. The Petersburg, Va., native was a two-time All-Big 12 selection during his tenure at West Virginia University.

CAREER TRANSACTIONS:

- The Petersburg, Va., native was signed by the Titans as an undrafted free agent on May 11, 2015.

SEASON RECAPS:

2015 (7/6): Played in seven games with six starts at left guard as a rookie. Was inactive for eight games and did not play in another contest. Made his first career NFL start at Oakland (11/29/15). Made his NFL debut as a reserve against Buffalo (10/11/15).

- At Tampa Bay (9/13), was inactive.
- At Cleveland (9/20), was inactive.
- Against Indianapolis (9/27), did not play.
- Against Buffalo (10/11), played in his first career NFL game as a reserve at left guard when Taylor Lewan left the game briefly with an injury.
- Against Miami (10/18), was inactive.
- Against Atlanta (10/25), was inactive.
- At Houston (11/1), was inactive.
- At New Orleans (11/8), was inactive.
- Against Carolina (11/15), was inactive.
- At Jacksonville (11/19), was inactive.
- Against Oakland (11/29), made his first career NFL start at left guard.
- Against Jacksonville (12/6), started at left guard and helped block for a Titans' offense that amassed 467 total yards.
- At N.Y. Jets (12/13), started at left guard.
- At New England (12/20), started at left guard.
- Against Houston (12/27), started at left guard. Moved to right tackle for one snap when Byron Bell left the game with an injury.
- At Indianapolis (1/3), started at left guard.

COLLEGE:

- Played in 50 career games with 38 starts at West Virginia and was a two-time All-Big 12 team honoree.

AS A SENIOR (2014), started 12 games at left guard and was named All-Big 12 first team by ESPN.com, All-Big 12 second team by Associated Press and All-Big 12 honorable mention by the coaches. Was used on 1,084 plays, including 1,009 offensive plays. Helped pave the way for the offense to average 499.8 yards per game of total offense, 33.5 points per game, 182.8 rushing yards and 317.0 passing yards.

AS A JUNIOR (2013), named All-Big 12 Conference third team by Phil Steele and All-Big 12 Conference honorable mention by the coaches. Started all 12 games, the first four at left tackle and the final eight contests at left guard. Was used on 791 offensive plays, the second most on the offense.

AS A SOPHOMORE (2012), started all 13 games at left tackle. Also saw action at guard. Saw action in 967 of 998 offensive plays in 2012 and finished year No. 2 on the line with 57.5 knockdowns.

AS A REDSHIRT FRESHMAN (2011), added depth at both tackle positions. Played in 13 games with one start and saw action on 266 plays. Only allowed one sack the entire season. Saw action in 30 or more plays in four games.

AS A FRESHMAN (2010), redshirted.

PERSONAL:

- Attended Petersburg (Va.) High School and played in the U.S. Army All-American game.
- As a senior, scored four touchdowns as a fullback on goal line packages. Collected 103 tackles as a defensive tackle and forced seven fumbles and recovered five fumbles. Also recorded 23 tackles for loss, five sacks and had seven games with 10 or more tackles.
- as a son, Kingston Lamar Spain.
- Born Quinton Lamar Spain on Aug. 7, 1991 in Petersburg, Va.

QUINTON SPAIN'S NFL STATISTICS

REGULAR SEASON

Year	Team	GP	GS
2015	Tennessee	7	6
NFL Totals		7	6

Starts Breakdown:

2015 - LG 6

Additional Statistics

Tackles - 1 (2015)

39



DAIMION STAFFORD

SAFETY • 6'1" • 218 lbs • COLLEGE: NEBRASKA

ACQUIRED: 7TH ROUND - 2013 • NFL EXP. (NFL/TITANS): 3/3

HOMETOWN: RIVERSIDE, CALIF.

GAMES PLAYED/GAMES STARTED: 47/2 (PLAYOFFS: 0/0)



PRO: The Titans selected hard-hitting, physical safety Daimion Stafford in the seventh round of the 2013 NFL Draft. In his first two seasons, Stafford became a key member of the special teams corps and appeared as a reserve safety. His 25 special teams tackles from 2013-14 led the Titans. He developed a reputation as a sure tackler and playmaker during his two seasons at Chaffey (Rancho Cucamonga, Calif.) College and two seasons at the University of Nebraska.

CAREER HIGHLIGHTS:

- In 2014, Stafford led the team with 13 special teams tackles. He also tallied 33 tackles, a sack, two quarterback pressures, two tackles for loss, three passes defended and an interception as a reserve on defense.
- Stafford recorded his first career interception at Philadelphia on Nov. 23, 2014.
- In 2013, he was one of two Titans rookies, along with Chance Warmack, to play in all 16 games. Stafford ranked fourth on the team with 12 special teams tackles.
- As a senior at Nebraska, Stafford was named first-team All-Big Ten in a media poll after starting 14 games, leading the team with four interceptions and ranking second on the squad with 96 tackles.

TITANS TIDBITS:

- At Norco (Calif.) High School, his coach was Todd Gerhart, the father of Jacksonville Jaguars running back Toby Gerhart.
- Navigating through his youth was not always an easy process for Stafford and his two sisters. But thanks to the efforts of many, he persevered. Those that inspired and helped him included his mother, LaTanya Henderson; Norco High School guidance counselor Kristine McCollough; Norco football coach Todd Gerhart; and Daniel Kelley, the head of his "second family." Stafford spent time living with the Gerhart and Kelley families during high school.
- In his first game at Nebraska against Chattanooga, Stafford made a thunderous tackle and forced a fumble on the play. A replay of the hit on YouTube received over 60,000 views.

CAREER TRANSACTIONS:

- The Riverside, Calif., native was selected by the Titans in the seventh round (248th overall) of the 2013 NFL Draft.

SEASON RECAPS:

2015 (16/2): Played in all 16 games with two starts at safety and registered 20 tackles, a sack, a quarterback pressure, a tackle for loss and five passes defended. Ranked fourth on the team with nine special teams tackles. Collected a fumble recovery on special teams coverage units. Made his first career start at safety against Atlanta (10/25/15). Tied for the team lead in sacks once in 2015 (vs. CAR). Tied for the team lead in passes defended twice in 2015 (at NE, vs. HOU). Led or tied for the team lead in special teams tackles four times in 2015 (vs. ATL, vs. CAR, at JAX, vs. HOU).

- At Tampa Bay (9/13), played as a reserve at safety and on special teams. Collected two tackles and a pass defended on defense and two special teams stops on coverage units. Deflected a fourth-and-16 pass intended for Vincent Jackson late in the fourth quarter.
- At Cleveland (9/20), saw action as a reserve on special teams.
- Against Indianapolis (9/27), played as a reserve on special teams and as the dime back. Totaled a tackle on defense.
- Against Buffalo (10/11), saw action as a reserve on special teams and at safety.
- Against Miami (10/18), played as a reserve at safety and on special teams.

- Against Atlanta (10/25), made his first career start at safety and amassed two tackles and a pass defended. Notched a special teams stop on coverage units. Broke up a pass intended for Jacob Tamme in the second stanza.
- At Houston (11/1), played as a reserve at safety and registered a tackle. Collected a special teams stop on coverage units.
- At New Orleans (11/8), played as a reserve at safety and on special teams.
- Against Carolina (11/15), saw action as a reserve at safety and tallied two tackles, including a sack, a stop for loss and a quarterback pressure. Posted a special teams stop on coverage units. Halted a Panthers' drive by sacking Cam Newton for a 10-yard loss on third-and-eight in the second quarter. Teamed with Brian Orakpo to stuff Greg Olsen for a six-yard loss on a short pass in the second quarter.
- At Jacksonville (11/19), played as a reserve at safety and collected a tackle. Led the team with a special teams stop.
- Against Oakland (11/29), saw action as a reserve at safety and recorded three tackles and a pass defended. Collected a tackle and a fumble recovery on special teams coverage units. Halted a Raiders' drive by breaking up a pass intended for Clive Walford on third-and-three in the first quarter. Recovered a Jeremy Ross fumble on a kickoff return that was forced by Tre McBride at the Raiders' 18-yard line in the third quarter.
- Against Jacksonville (12/6), played as a reserve at safety and on special teams. Collected a special teams stop on coverage units.
- At N.Y. Jets (12/13), saw action as a reserve at safety and on special teams. Collected two tackles on defense.
- At New England (12/20), started at safety and tallied five tackles and a pass defended. Tipped a deep pass intended for Rob Gronkowski in the fourth quarter.
- Against Houston (12/27), played as a reserve at safety and notched a pass defended. Notched a special teams tackle on coverage units. Broke up a pass intended for Nate Washington in the second quarter.
- At Indianapolis (1/3), saw limited action at safety and recorded a tackle before leaving the game early in the first quarter with an injury.

2014 (15/0): Appeared in 15 games as a reserve and led the team with a career-best 13 special teams tackles. Compiled career-highs with 33 tackles, an interception, a sack, two stops for loss, two quarterback pressures and three passes defended. Was inactive for one contest. Led or tied for the team lead in special teams tackles five times in 2014 (at KC, vs. JAX, vs. PIT, at JAX, vs. IND). Led or tied for the team lead in passes defended twice in 2014 (at BAL, at PHI). Collected his first career interception at Philadelphia (11/23/14). Set a career-high with six tackles at Houston (11/30/14) and against Indianapolis (12/28/14).

- At Kansas City (9/7), played as a reserve on special teams and tied for the team lead with a career-high three special teams tackles. Stopped Cyrus Gray short of the first down on a fake punt in the third quarter. Tackled Knile Davis at the Chiefs' 17-yard line on a kickoff return in the fourth quarter.
- Against Jacksonville (10/12), saw significant action as a reserve safety and totaled three tackles. Tied for the team lead with a special teams stop.
- Against Houston (10/26), posted four tackles, including a sack, stop for loss and a quarterback pressure. Halted a Texans' drive by sacking Ryan Fitzpatrick for a 12-yard loss on third-and-12 late in the first quarter.
- At Baltimore (11/9), tied a then-career high with four tackles and a pass defended. Broke up a pass intended for Steve Smith late in the second quarter. Notched a special teams tackle on coverage units.
- Against Pittsburgh (11/17), saw significant action as a reserve safety and

DAIMION STAFFORD'S NFL STATISTICS

REGULAR SEASON				TACKLES							INTERCEPTIONS					FUMBLES			
Year	Team	GP	GS	Tot	Solo	Asst	Sk	Yds	QBP	TFL	No	Yds	Lg	TD	PD	FF	FR	Yds	SpT
2013	Tennessee	16	0	1	1	0	0.0	0.0	0	0	0	0	0	0	0	0	0	0	12
2014	Tennessee	15	0	33	24	9	1.0	12.0	2	2	1	33	33	0	3	0	0	0	13
2015	Tennessee	16	2	20	16	4	1.0	10.0	1	1	0	0	0	0	5	0	0	0	9
NFL Totals		47	2	54	41	13	2.0	22.0	3	3	1	33	33	0	8	0	0	0	34

Single-Game Highs

Tackles - 6 (Twice, last vs. Indianapolis 12/28/14)
 Interceptions - 1 at Philadelphia (11/23/14)
 Sacks - **1 (Twice, last vs. Carolina 11/15/15)**
 Special Teams Tackles - 3 at Kansas City (9/7/14)

Additional Career Statistics

Onside Recovery - 1 vs. Arizona (12/15/13)
 Special Teams Forced Fumble - 1 at Oakland (11/24/13)
 Special Teams Fumble Recovery - **1 vs. Oakland (11/29/15)**

57



JUSTIN STAPLES

LINEBACKER • 6'4" • 245 lbs • COLLEGE: ILLINOIS

ACQUIRED: FREE AGENT - 2014 • NFL EXP. (NFL/TITANS): 2/2

HOMETOWN: CLEVELAND, OHIO

GAMES PLAYED/GAMES STARTED: 18/0 (PLAYOFFS: 0/0)



PRO: The Titans added Justin Staples from their practice squad to the active roster on Nov. 20, 2014 to provide depth on special teams and at both linebacker spots. The 6-foot-4-inch, 245-pounder entered the NFL as an undrafted free agent with the Cleveland Browns in 2013 and spent parts of his rookie campaign on the team's practice squad.

TITANS TIDBITS:

- Staples is related to Roebuck "Pops" Staples of the famed soul/R&B group The Staples Singers.
- Staples is the second oldest of nine siblings. He grew up in Berea, Ohio, down the street from the Cleveland Browns' practice facility.
- On senior day at Illinois in 2012, Staples wore jersey number 61 instead of his usual 54 to honor his late father Lenson. Lenson played football at Northwestern before transferring to Missouri in 1983-84, when he wore No. 61 for the Tigers. Lenson died in August 2010, just one month before Illinois played Missouri for the final time in their Arch Rivalry Series.

CAREER TRANSACTIONS:

- The Cleveland, Ohio, native was originally signed by the Cleveland Browns as a rookie free agent on April 30, 2013.
- Released by the Browns on Aug. 31, 2013.
- Signed by the Browns to their practice squad on Sept. 25, 2013.
- Released from the Browns' practice squad on Oct. 7, 2013.
- Signed by the Browns to their practice squad on Nov. 12, 2013.
- Released from the Browns' practice squad on Dec. 3, 2013.
- Signed by the Browns to their practice squad on Dec. 10, 2013.
- Signed by the Browns to a futures contract on Dec. 30, 2013.
- Released by the Browns on Aug. 30, 2014 and signed to the team's practice squad a day later.
- Released from the Browns' practice squad on Sept. 9, 2014.
- Signed by the Titans to their practice squad on Sept. 16, 2014.
- Signed by the Titans to the active roster from the practice squad on Nov. 20, 2014.
- Released by the Titans on Sept. 6, 2015 and signed to the team's practice squad two days later.
- Signed by the Titans to the active roster from the practice squad on Oct. 17, 2015.

SEASON RECAPS:

2015 (12/0): Played in 12 games and registered seven special teams tackles. Collected two passes defended on defense. Spent the first four weeks of the season on the team's practice squad. Tied for the team lead in special teams tackles three times in 2015 (vs. ATL, vs. OAK, vs. HOU). Tied for the team lead in passes defended once in 2015 (at NYJ).

- Against Miami (10/18), saw his first action of the season as a reserve on special teams.
- Against Atlanta (10/25), played as a reserve on special teams and amassed a tackle on coverage units.
- At Houston (11/1), registered a special teams stop on coverage units.
- At New Orleans (11/8), saw action as a reserve on special teams and totaled a tackle on coverage units.
- Against Carolina (11/15), played as a reserve on special teams.
- At Jacksonville (11/19), saw action as a reserve on special teams.
- Against Oakland (11/29), tied for the team lead with three special teams tackles.
- Against Jacksonville (12/6), played as a reserve on special teams.
- At N.Y. Jets (12/13), saw action as a reserve on special teams. Registered a pass defended on defense. Batted down a pass intended for Quincy Enunwa late in the first quarter.

- At New England (12/20), played as a reserve on special teams.
- Against Houston (12/27), saw action as a reserve on special teams and notched a tackle on coverage units.
- At Indianapolis (1/3), saw limited action at outside linebacker and recorded a pass defended. Batted down a pass intended for Frank Gore late in the second quarter.

2014 (6/0 - Tennessee): Saw action in six games as a reserve and amassed four special teams tackles. Tied for the team lead in special teams tackles once in 2014 (vs. NYJ). Spent nine weeks on the Titans' practice squad before being signed to the active roster on Nov. 20. Made his NFL debut at Philadelphia (11/23/14). Spent the first week of the season on the Cleveland Browns' practice squad before joining the Titans in Week 3.

- At Philadelphia (11/23), made his NFL debut and collected a solo special teams tackle on coverage units.
- Against N.Y. Jets (12/14), tied for the team lead with two special teams tackles.
- At Jacksonville (12/18), played as a reserve on special teams and registered a tackle.

2013 (0/0 - Cleveland): Spent eight weeks of his rookie season on Browns' practice squad.

COLLEGE:

- Played in 48 games at defensive end at Illinois and recorded 62 tackles, 2.5 sacks and three forced fumbles.
- As a senior in 2012, played in 11 games and notched 20 tackles, a half sack, 2.5 tackles for loss, a pass defended and a forced fumble.
- In 2011, played in all 13 games with one start as a junior and posted 16 tackles, one sack and two pass breakups in 2011.
- Played in all 13 games, with three starts, at the bandit position in 2010 and totaled 26 tackles, 4.5 tackles for loss, one sack, two forced fumbles and one pass breakup.
- In 2009, played in 10 games as a redshirt freshman, primarily on special teams and forced a fumble against Ohio State.
- Majored in sociology at Illinois.

PERSONAL:

- Attended St. Edward High School in Lakewood, Ohio, where he earned all-state honors as a linebacker.
- Finished his high school career with 172 tackles, 13 sacks, six forced fumbles and four fumble recoveries.
- Recorded 92 tackles, seven sacks, one interception, 11 pass break-ups, six forced fumbles and two recovered fumbles as a senior.
- Also played forward on St. Edward's basketball team, as well as Ohio AAU teams.
- Born Justin Ikeem Staples on Dec. 10, 1989 in Chicago, Ill.

JUSTIN STAPLES' GAME-BY-GAME

2014 Tennessee Titans

Date	Opp	W/L	P/S	Tot	Solo	Asst	Sk	- Yds	QBP	TFL	Int	- Yds	-TD	PD	FF	FR	- Yds	SpT
Nov 23	@ Phi	L	p	0	0	0	0.0	0.0	0	0	0	0	0	0	0	0	0	1
Nov 30	@ Hou	L	p	0	0	0	0.0	0.0	0	0	0	0	0	0	0	0	0	0
Dec 7	NYG	L	p	0	0	0	0.0	0.0	0	0	0	0	0	0	0	0	0	0
Dec 14	NYJ	L	p	0	0	0	0.0	0.0	0	0	0	0	0	0	0	0	0	2
Dec 18	@ Jax	L	p	0	0	0	0.0	0.0	0	0	0	0	0	0	0	0	0	1
Dec 28	Ind	L	p	0	0	0	0.0	0.0	0	0	0	0	0	0	0	0	0	0
Totals				0-6	6/0	0	0	0	0.0	0.0	0	0	0	0	0	0	0	4

2015 Tennessee Titans

Date	Opp	W/L	P/S	Tot	Solo	Asst	Sk	- Yds	QBP	TFL	Int	- Yds	-TD	PD	FF	FR	- Yds	SpT
Oct 18	Mia	L	p	0	0	0	0.0	0.0	0	0	0	0	0	0	0	0	0	0
Oct 25	Atl	L	p	0	0	0	0.0	0.0	0	0	0	0	0	0	0	0	0	1
Nov 1	@ Hou	L	p	0	0	0	0.0	0.0	0	0	0	0	0	0	0	0	0	1
Nov 8	@ NO	W	p	0	0	0	0.0	0.0	0	0	0	0	0	0	0	0	0	1

Nov 15	Car	L	p	0	0	0	0.0	0.0	0	0	0	0	0	0	0	0	0	0
Nov 19	@ Jax	L	p	0	0	0	0.0	0.0	0	0	0	0	0	0	0	0	0	0
Nov 29	Oak	L	p	0	0	0	0.0	0.0	0	0	0	0	0	0	0	0	0	3
Dec 6	Jax	W	p	0	0	0	0.0	0.0	0	0	0	0	0	0	0	0	0	0
Dec 13	@ NYJ	L	p	0	0	0	0.0	0.0	0	0	0	0	0	1	0	0	0	0
Dec 20	@ NE	L	p	0	0	0	0.0	0.0	0	0	0	0	0	0	0	0	0	0
Dec 27	Hou	L	p	0	0	0	0.0	0.0	0	0	0	0	0	0	0	0	0	1
Jan 3	@ Ind	L	p	0	0	0	0.0	0.0	0	0	0	0	0	1	0	0	0	0
Totals		2-10	12/0	0	0	0	0.0	0.0	0	0	0	0	0	2	0	0	0	7

JUSTIN STAPLES' NFL STATISTICS

REGULAR SEASON

Year	Team	GP	GS	TACKLES							INTERCEPTIONS					FUMBLES			
				Tot	Solo	Asst	Sk	Yds	QBP	TFL	No	Yds	Lg	TD	PD	FF	FR	Yds	SpT
2013	Cleveland	0	0	Practice Squad															
2014	Tennessee	6	0	0	0	0	0.0	0.0	0	0	0	0	0	0	0	0	0	0	4
2015	Tennessee	12	0	0	0	0	0.0	0.0	0	0	0	0	0	0	2	0	0	0	7
NFL Totals		18	0	0	0	0	0.0	0.0	0	0	0	0	0	0	2	0	0	0	11

Single-Game Highs

Pass Defensed - **1** (Twice, last at Indianapolis 1/3/15)

Special Teams Tackles - **3** vs. Oakland (11/29/15)

88



CRAIG STEVENS

TIGHT END • 6'3" • 263 lbs • COLLEGE: CALIFORNIA
 ACQUIRED: 3RD ROUND - 2008 • NFL EXP. (NFL/TITANS): 8/8
 HOMETOWN: SAN PEDRO, CALIF.
 GAMES PLAYED/GAMES STARTED: 109/72 (PLAYOFFS: 1/0)



PRO: Craig Stevens is in his eighth season with the Titans and continues to assert himself as one of the NFL's best blocking tight ends. He is among the most veteran members of the team and has the longest current tenure of any offensive player with the Titans. He was used as a reserve in that capacity in his first two seasons in addition to being a special teams contributor. In 2010, he moved into a full-time offensive role and has remained productive. The 6-foot-3-inch, 263-pounder set career-best marks in catches (23) and receiving yards (275) in 2012.

CAREER HIGHLIGHTS:

- In 2012, Stevens started 15 games at tight end and posted career-highs with 23 receptions and 275 receiving yards.
- Stevens produced a career-long 58-yard catch against the Denver Broncos on Sept. 25, 2011, which led to the Titans' game-winning touchdown.
- Stevens notched his first career touchdown at San Diego on Oct. 31, 2010, reaching the end zone on a one-yard pass from Vince Young.
- In 2009, he finished second on the team with 15 special teams tackles.
- Prior to entering the NFL, he recorded a 4.59-second 40-yard dash at the 2008 NFL Scouting Combine.

TITANS TIDBITS:

- Stevens enjoys designing and making furniture in his free time. He has a workshop in his garage and has made a variety of pieces, including end tables, shelving units, cabinets, chess sets and unique decorative fixtures.
- Stevens has picked up a new hobby in fly fishing. He has made several trips and even makes his own fly fishing nets.
- He has a younger brother, Eric, who signed as a rookie free agent with the St. Louis Rams in 2013 following a four-year career as a fullback at Cal. He has two other brothers, Jeff and Brett, who are firefighters with the L.A. City Fire Department.
- Stevens entered the NFL with one class remaining to obtain his degree in legal studies. He hopes to one day become involved in the law, following in the footsteps of his father, Mark, a deputy sheriff in L.A. County.
- Stevens switched his jersey number to 19 as a senior at Cal in honor of the late Mario Danelo, a close friend and kicker for the University of Southern California. Danelo, who wore No. 19 for the Trojans, died tragically in January 2007 in the friends' hometown of San Pedro, Calif.

CAREER TRANSACTIONS:

- The San Pedro, Calif., native was selected by the Titans in the third round (85th overall) of the 2008 NFL Draft.

SEASON RECAPS:

- 2015 (16/11):** Saw action in all 16 games with 11 starts at tight end and registered 12 receptions for 121 yards with two touchdowns. Played in his 100th career regular season game at Houston (11/1/15).
- At Tampa Bay (9/13), started at tight end and helped open holes for Titans rushers to gain 124 yards on the ground.
 - At Cleveland (9/20), saw action as a reserve at tight end and caught one pass for 13 yards. Extended the Titans' second scoring drive with a leaping 13-yard grab on third-and-one in the final stanza.
 - Against Indianapolis (9/27), started at tight end and grabbed two receptions for 29 yards.
 - Against Buffalo (10/11), played as a reserve at tight end and caught one pass for one yard.
 - Against Miami (10/18), started at tight end.
 - Against Atlanta (10/25), saw action as a reserve at tight end.

- At Houston (11/1), started at tight end in his 100th career game and snared one pass for nine yards.
- At New Orleans (11/8), started at tight end and hauled in two receptions for 25 yards. Caught a pass and rumbled for 24 yards during the Titans' game-winning touchdown drive in overtime.
- Against Carolina (11/15), started at tight end.
- At Jacksonville (11/19), started at tight end.
- Against Oakland (11/29), started at tight end and hauled in a 20-yard touchdown catch. Gave the Titans an early 6-0 lead with an acrobatic 20-yard touchdown catch with 5:53 left to play in the opening stanza.
- Against Jacksonville (12/6), started at tight end and caught two passes for 11 yards with a touchdown. Gave the Titans a 7-0 lead with a 10-yard touchdown catch with 4:15 remaining in the first quarter.
- At N.Y. Jets (12/13), started at tight end.
- At New England (12/20), started at tight end and snared one reception for five yards.
- Against Houston (12/27), started at tight end and posted one reception for eight yards.
- At Indianapolis (1/3), played as a reserve at tight end.

2014 (5/4): Played in five games with four starts at tight end and caught two passes for 26 yards. Was inactive for one contest before being placed on injured reserve on Oct. 18, 2014.

- At Kansas City (9/7), played as a reserve and helped open holes for Titans' rushers to gain 162 yards on the ground.
- At Cincinnati (9/21), started and hauled in two receptions for 26 yards. Snared a 20-yard reception during the Titans' touchdown drive in the fourth quarter.
- Against Cleveland (10/5), started at tight end but left the game early in the first quarter with an injury.

2013 (15/14): Played in 15 games with 14 starts at tight end and caught two passes for five yards. Was inactive for one contest. Registered two special teams tackles on coverage units.

- At Pittsburgh (9/8), started at tight end and helped open holes for Titans' rushers to gain 112 yards on the ground.
- Against San Diego (9/22), started at tight end and helped block for Titans' rushers to gain 170 yards on the ground.
- At St. Louis (11/3), started at tight end and helped block for Titans' ball carriers to gain 198 rushing yards.
- Against Jacksonville (11/10), started at tight end and hauled in one reception for six yards.
- At Oakland (11/24), started at tight end and caught one pass for a loss of a yard before leaving the game in the first quarter with an injury.
- At Jacksonville (12/22), started at tight end and helped open holes for Titans ball carriers to accumulate 182 yards on the ground. Posted a special teams tackle.
- Against Houston (12/29), started at tight end and helped block for Titans' rushers to amass 151 yards.

2012 (15/15): Started 15 games at tight end and posted career-highs with 23 receptions and 275 receiving yards. Was inactive for the regular season finale with an injury. Led the team in receiving yards once in 2012 (at SD). Led the team in special teams tackles once in 2012 (vs. HST).

- Against Detroit (9/23), started at tight end and registered career-highs with five receptions and 63 receiving yards. Converted a third-and-seven with a 17-yard reception over the middle in the third quarter. Got the Titans' game-winning drive in overtime started with a 24-yard reception to the Titans' 44-yard line.

- At Houston (9/30), started at tight end and caught two passes for 24 yards, including a touchdown. Posted a special teams tackle on coverage units. Cut the Texans' lead to 14-7 with a 19-yard touchdown reception from Matt Hasselbeck with 7:52 remaining in the second quarter. Converted a fourth-and-three with a five-yard catch in the fourth quarter.
- At Buffalo (10/21), started at tight end and caught a 17-yard pass during the Titans' opening scoring drive on the first possession. Helped open holes for Chris Johnson to gain 195 yards on the ground.
- Against Indianapolis (10/28), started at tight end and recorded two receptions for 15 yards.
- At Chicago (11/4), started at tight end and caught two passes for 26 yards.
- Against N.Y. Jets (12/17), started at tight end and hauled in two receptions for 16 yards. Helped open holes for Titans' ball carriers to gain 167 yards on the ground.

2011 (15/11): Appeared in 15 games with 11 starts and totaled nine receptions for 166 yards and a touchdown. Led the team with an 18.4-yards per reception avg. Snared a career-long 58-yard reception against Denver (9/25/11). Tied for the team lead in special teams tackles once in 2011 (at ATL).

- Against Denver (9/25), hauled in a career-long 58-yard reception down to the Broncos' 25-yard line during the game-winning drive in the fourth quarter.
- At Cleveland (10/2), gave the Titans a 7-3 lead with a 12-yard touchdown catch with 3:25 remaining in the first quarter. Left the game in the second quarter with an injury and did not return. Collected a special teams tackle on coverage units.
- Against Cincinnati (11/6), hauled in a 25-yard pass over the middle during the Titans' first touchdown drive in the second quarter.
- Against Tampa Bay (11/27), helped open holes for Titans ball carriers to gain 202 yards on the ground.
- At Buffalo (12/4), helped block for Titans' rushers gain 187 yards on 31 carries (6.0 avg.).
- Against New Orleans (12/11), kickstarted the Titans' first scoring drive with a 31-yard grab. Posted a solo special teams tackle.

2010 (15/13): Appeared in 15 games with 13 starts at tight end and collected career highs with 11 receptions, 122 receiving yards and two touchdowns. Was inactive for one contest (11/21 against Washington).

- At San Diego (10/31), tied a career high with two receptions for a career-best 29 receiving yards and his first career touchdown. Set up the Titans first touchdown with a career-long 28-yard reception in the second quarter. Two plays later, hauled in a one-yard touchdown pass in the back of the end zone with 8:08 remaining in the second quarter.
- Against Indianapolis (12/9), snared a career-high three receptions for 20 yards and a touchdown. Cut the Titans' deficit to a touchdown with a seven-yard scoring catch in the third quarter.
- Against Houston (12/19), helped clear the way for Titans' rushers to gain 147 yards on the ground.
- At Indianapolis (1/2), tracked down Antoine Bethea at the Titans' seven-yard line after a 101-yard return following Rob Bironas' missed 61-yard field goal.

2009 (12/2): In 12 games, finished second on the team with 15 special teams tackles. As a blocking tight end, contributed to Chris Johnson's 2,006-yard rushing season. He was inactive in four games and did not play in two contests.

- Against Houston (9/20), started and helped open holes for Titans' ball carriers to amass 240 yards on the ground.
- Against Buffalo (11/15), tied for the team lead with a career-high four special teams tackles.

2008 (16/2, 1/0): As team's only rookie to play every game, earned two starts as second tight end. Recorded one reception for nine yards and also tied for fifth on the team with 10 special teams tackles.

- Against Jacksonville (9/7), made NFL debut as reserve tight end in season opener.
- Against Green Bay (11/2), made first NFL start at tight end.
- At Indianapolis (12/28), started at tight end and snared first career NFL reception on nine-yard pass.

COLLEGE:

- At Cal, was mainstay on Bears offense, appearing in 50 games (33 starts) in four seasons, one game shy of school record. His superior ability as a pass protector, run blocker and receiver helped him earn honorable mention All-Pac 10 honors after his sophomore and senior seasons and second-team All-Pac 10 following his junior year. Statistical totals included 51 receptions for 669 yards and seven touchdowns.
- As senior (2007), named honorable mention All-Pac 10 and was recipient of team's Frank J. Schlessinger Coaches award, given to player who demonstrates outstanding athletic ability, academic success and community service. Also earned Cort Majors award as offensive team captain. Started all 13 games and recorded 17 receptions for 204 yards (12.0 avg.) and three touchdowns.
- As junior (2006), named second-team All-Pac 10 after totaling 17 receptions for 239 yards and one touchdown in 13 games (seven starts). Received team's Cort Majors Captain award.
- As sophomore (2005), started every game and earned All-Pac 10 honorable mention recognition. Finished fifth on squad with 13 receptions for 165 yards and two touchdowns.
- As freshman (2004), played in every game and tallied one start, finishing season with four receptions for 61 yards and one touchdown. Earned Academic All-Pac 10 honorable mention.
- Redshirted in 2003 and earned Scout Team Player of the Year.
- Majored in legal studies.

PERSONAL:

- Married to Kathryn and has a son, Chase. The couple splits time between Nashville and San Pedro, Calif.
- Played tight end and linebacker at Palos Verdes Peninsula (Rancho Palos Verdes, Calif.) High School. As senior, named All-CIF, All-Area and team's Defensive Player of the Year after recording 127 tackles and four touchdown receptions.
- Cousin, Mike Tully, won silver medal in pole vault at 1984 Summer Olympics.
- List of favorites: (movie) "Legends of the Fall"; (TV shows) "Game of Thrones" and "True Blood"; (music) country, rock and roll, classic rock; (school subject) law classes; (books) mystery and science fiction novels; (video games) Guitar Hero, Call of Duty and Mario Kart; (sports teams other than Titans) Nashville Predators; and (food) cheeseburgers, steak and potatoes.
- Born Craig Chase Stevens, the son of Helene Mink and Mark Stevens, on Sept. 1, 1984 in San Pedro, Calif.

CRAIG STEVENS' GAME-BY-GAME

2008 Tennessee Titans

Date	Opp.	W/L	P/S	No	Yds	Avg	Lg	TD
Sept 7	Jax	W	p	0	0	-	-	0
Sept 14	@ Cin	W	p	0	0	-	-	0
Sept 21	Hou	W	p	0	0	-	-	0
Sept 28	Min	W	p	0	0	-	-	0
Oct 5	@ Bal	W	p	0	0	-	-	0
Oct 19	@ KC	W	p	0	0	-	-	0
Oct 27	Ind	W	p	0	0	-	-	0
Nov 2	GB	W	S	0	0	-	-	0
Nov 9	@ Chi	W	p	0	0	-	-	0
Nov 16	@ Jax	W	p	0	0	-	-	0
Nov 23	NYJ	L	p	0	0	-	-	0
Nov 27	@ Det	W	p	0	0	-	-	0
Dec 7	Cle	W	p	0	0	-	-	0
Dec 14	@ Hou	L	p	0	0	-	-	0
Dec 21	Pit	W	p	0	0	-	-	0
Dec 28	@ Ind	L	S	1	9	9.0	9	0
Totals		13-3	16/2	1	9	9.0	9	0

Playoffs

Jan 10	Bal	L	p	0	0	0.0	-	0
Totals		0-1	1/0	0	0	0.0	-	0

Additional Statistics: 1 kickoff return for 16 yards vs. Minnesota (Sept. 28)

2009 Tennessee Titans

Date	Opp.	W/L	P/S	No	Yds	Avg	Lg	TD
Sept 10	@ Pit	L	p	0	0	-	-	0
Sept 20	Hou	L	S	0	0	-	-	0
Sept 27	@ NYJ	L	S	0	0	-	-	0
Oct 4	@ Jax	L	p	0	0	-	-	0
Oct 11	Ind	L	p	0	0	-	-	0
Oct 18	@ NE	L	IA					
Nov 1	Jax	W	IA					
Nov 8	@ SF	W	p	0	0	-	-	0
Nov 15	Buf	W	p	0	0	-	-	0
Nov 23	@ Hou	W	p	0	0	-	-	0
Nov 29	Ari	W	p	0	0	-	-	0
Dec 6	@ Ind	L	p	0	0	-	-	0
Dec 13	StL	W	p	0	0	-	-	0
Dec 20	Mia	W	IA					
Dec 25	SD	L	IA					
Jan 3	@ Sea	W	p	0	0	-	-	0
Totals		8-8	12/2	0	0	-	-	0

Additional Statistics: 1 kickoff return for 14 yards vs. Houston (Sept. 20)

2010 Tennessee Titans

Date	Opp.	W/L	P/S	No	Yds	Avg	Lg	TD
Sept 12	Oak	W	S	2	18	9.0	9	0
Sept 19	Pit	L	S	1	9	9.0	9	0
Sept 26	@ NYG	W	S	0	0	-	0	0
Oct 3	Den	L	p	1	16	16.0	16	0
Oct 10	@ Dal	W	S	1	11	11.0	11	0
Oct 18	@ Jax	W	S	0	0	-	0	0
Oct 24	Phi	W	S	0	0	-	0	0
Oct 31	@ SD	L	S	2	29	14.5	28	1
Nov 14	@ Mia	L	p	0	0	-	0	0
Nov 21	Was	L	IA					
Nov 28	@ Hou	L	S	0	0	-	0	0
Dec 5	Jax	L	S	1	19	19.0	19	0
Dec 9	Ind	L	S	3	20	6.7	7t	1
Dec 19	Hou	W	S	0	0	-	0	0
Dec 26	@ KC	L	S	0	0	-	0	0
Jan 2	@ Ind	L	S	0	0	-	0	0
Totals		6-10	15/13	11	122	11.1	28	2

2011 Tennessee Titans

Date	Opp.	W/L	P/S	No	Yds	Avg	Lg	TD
Sept 11	@ Jax	L	S	1	2	2.0	2	0
Sept 18	Bal	W	S	1	1	1.0	1	0
Sept 25	Den	W	S	1	58	58.0	58	0
Oct 2	@ Cle	W	S	1	12	12.0	12t	1
Oct 9	@ Pit	L	p	0	0	-	0	0
Oct 23	Hou	L	p	1	11	11.0	11	0
Oct 30	Ind	W	IA					
Nov 6	Cin	L	S	1	25	25.0	25	0
Nov 13	@ Car	W	S	0	0	-	0	0
Nov 20	@ Atl	L	S	0	0	-	0	0
Nov 27	TB	W	S	0	0	-	0	0
Dec 4	@ Buf	W	S	0	0	-	0	0
Dec 11	NO	L	S	1	31	31.0	31	0
Dec 18	@ Ind	L	S	1	9	9.0	9	0
Dec 24	Jax	W	p	1	17	17.0	17	0
Jan 1	@ Hou	W	p	0	0	-	0	0
Totals		9-7	15/11	9	166	18.4	58	1

2012 Tennessee Titans

Date	Opp.	W/L	P/S	No	Yds	Avg	Lg	TD
Sept 9	NE	L	S	1	5	5.0	5	0
Sept 16	@ SD	L	S	1	46	46.0	46	0
Sept 23	Det	W	S	5	63	12.6	24	0
Sept 30	@ Hou	L	S	2	24	12.0	19t	1
Oct 7	@ Min	L	S	2	14	7.0	18	0
Oct 11	Pit	W	S	1	4	4.0	4	0
Oct 21	@ Buf	W	S	1	17	17.0	17	0
Oct 28	Ind	L	S	2	15	7.5	12	0
Nov 4	Chi	L	S	2	26	13.0	14	0
Nov 11	@ Mia	W	S	1	7	7.0	7	0
Nov 25	@ Jax	L	S	1	12	12.0	12	0
Dec 2	Hou	L	S	0	0	-	0	0
Dec 9	@ Ind	L	S	1	19	19.0	19	0
Dec 17	NYJ	W	S	2	16	8.0	11	0
Dec 23	@ GB	L	S	1	7	7.0	7	0
Dec 30	Jax	W	IA					
Totals		6-10	15/15	23	275	12.0	46	1

Additional Statistics: 1 kickoff return for 18 yards at Houston (Sept. 30)

2013 Tennessee Titans

Date	Opp.	W/L	P/S	No	Yds	Avg	Lg	TD
Sept 8	@ Pit	W	S	0	0	-	0	0
Sept 15	@ Hou	L	S	0	0	-	0	0
Sept 22	SD	W	S	0	0	-	0	0
Sept 29	NYJ	W	S	0	0	-	0	0
Oct 6	KC	L	S	0	0	-	0	0
Oct 13	@ Sea	L	S	0	0	-	0	0
Oct 20	SF	L	S	0	0	-	0	0
Nov 3	@ StL	W	S	0	0	-	0	0
Nov 10	Jax	L	S	1	6	6.0	6	0
Nov 14	Ind	L	S	0	0	-	0	0
Nov 24	@ Oak	W	S	1	-1	-1.0	-1	0
Dec 1	@ Ind	L	IA					
Dec 8	@ Den	L	p	0	0	-	0	0
Dec 15	Ari	L	S	0	0	-	0	0
Dec 22	@ Jax	W	S	0	0	-	0	0
Dec 29	Hou	W	S	0	0	-	0	0
Totals		7-9	15/14	2	5	2.5	6	0

CRAIG STEVENS' GAME-BY-GAME CONT.

2014 Tennessee Titans

2014 Tennessee Titans				RECEIVING					
Date		Opp.	W/L	P/S	No	Yds	Avg	Lg	TD
Sept 7	@	KC	W	p	0	0	-	0	0
Sept 14		Dal	L	S	0	0	-	0	0
Sept 21	@	Cin	L	S	2	26	13.0	20	0
Sept 28	@	Ind	L	S	0	0	-	0	0
Oct 5		Cle	L	S	0	0	-	0	0
Oct 12		Jax	W	IA					
Oct 19	@	Was	Placed on injured reserve on Oct. 18, 2014						
Oct 26		Hou							
Nov 9	@	Bal							
Nov 17		Pit							
Nov 23	@	Phi							
Nov 30	@	Hou							
Dec 7		NYG							
Dec 14		NYJ							
Dec 18	@	Jax							
Dec 28		Ind							
Totals			2-4	5/4	2	26	13.0	20	0

2015 Tennessee Titans

2015 Tennessee Titans					RECEIVING				
Date		Opp.	W/L	P/S	No	Yds	Avg	Lg	TD
Sept 13	@	TB	W	S	0	0	-	0	0
Sept 20	@	Cle	L	p	1	13	13.0	13	0
Sept 27		Ind	L	S	2	29	14.5	27	0
Oct 11		Buf	L	p	1	1	1.0	1	0
Oct 18		Mia	L	S	0	0	-	0	0
Oct 25		Atl	L	p	0	0	-	0	0
Nov 1	@	Hou	L	S	1	9	9.0	9	0
Nov 8	@	NO	W	S	2	25	12.5	24	0
Nov 15		Car	L	S	0	0	-	0	0
Nov 19	@	Jax	L	S	0	0	-	0	0
Nov 29		Oak	L	S	1	20	20.0	20t	1
Dec 6		Jax	W	S	2	11	5.5	10t	1
Dec 13	@	NYJ	L	S	0	0	-	0	0
Dec 20	@	NE	L	p	1	5	5.0	5	0
Dec 27		Hou	L	S	1	8	8.0	8	0
Jan 3	@	Ind	L	p	0	0	-	0	0
Totals			3-13	16/11	12	121	10.1	27	2

CRAIG STEVENS' NFL STATISTICS

REGULAR SEASON

REGULAR SEASON				RECEIVING					RUSHING				
Year	Team	GP	GS	No	Yds	Avg	Lg	TD	Att	Yds	Avg	Lg	TD
2008	Tennessee	16	2	1	9	9.0	9	0	0	0	-	-	0
2009	Tennessee	12	2	0	0	-	-	0	0	0	-	-	0
2010	Tennessee	15	13	11	122	11.1	28	2	0	0	-	-	0
2011	Tennessee	15	11	9	166	18.4	58	1	0	0	-	-	0
2012	Tennessee	15	15	23	275	12.0	46	1	0	0	-	-	0
2013	Tennessee	15	14	2	5	2.5	6	0	0	0	-	-	0
2014	Tennessee	5	4	2	26	13.0	20	0	0	0	-	-	0
2015	Tennessee	16	11	12	121	10.1	27	2	0	0	-	-	0
NFL Totals		109	72	60	724	12.1	58	6	0	0	-	-	0

PLAYOFFS

PLAYOFFS				RECEIVING					RUSHING				
Year	Team	GP	GS	No	Yds	Avg	Lg	TD	Att	Yds	Avg	Lg	TD
2008	Tennessee	1	0	0	0	-	-	0	0	0	-	-	0
Playoff Totals		1	0	0	0	-	-	0	0	0	-	-	0

Single-Game Highs

Receptions - 5 vs. Detroit (9/23/12)
 Receiving Yards - 63 vs. Detroit (9/23/12)
 Longest Reception - 58 vs. Denver (9/25/11)
 Touchdowns - **1 (Six times, last vs. Jacksonville 12/6/15)**

Additional Statistics

Kickoff Returns - 1 for 16 yards (2008); 1 for 14 yards (2009), 1 for 18 yards (2012)
 Special Team Tackles - 10 (2008), 15 (2009), 2 (2010), 4 (2011), 4 (2012), 2 (2013)

4



RYAN SUCCOP

KICKER • 6'2" • 218 lbs • COLLEGE: SOUTH CAROLINA
 ACQUIRED: FREE AGENT - 2014 • NFL EXP. (NFL/TITANS): 7/2
 HOMETOWN: HICKORY, N.C.
 GAMES PLAYED/GAMES STARTED: 112/0 (PLAYOFFS: 2/0)



PRO: A powerful right-footed kicker in his seventh NFL campaign, Ryan Succop joined the Titans prior to the start of the 2014 regular season. Succop arrived in Tennessee after five seasons with the Kansas City Chiefs where he posted four 100-plus point seasons and connected on 81 percent of his field goal attempts. Over the last three seasons (2011-2013), 51.5 percent of Succop's kickoffs have resulted in touchbacks, a number that ranks 13th in the NFL during the span. In his first season with the Titans in 2014, the University of South Carolina product made good on a career-high 86.4 percent of his field goals. In 2013, he tallied career highs for points (118) and touchbacks (47), and also posted the second-best percentage of his career for field goals made inside of 50 yards, connecting on 87.5 percent (21-24) of those attempts.

CAREER HIGHLIGHTS:

- In 2014, Succop played in all 16 games in his first season with the Titans and connected on a career-high 86.4 percent of his field goals. He converted 19 of 22 field goals and all 27 extra point attempts for 84 points.
- Succop has appeared in two postseason contests, making all three field goals attempted and all six extra points for 15 points.
- In 2013, posted 118 points, setting a new single-season career-high for points, passing his old mark of 104 set in his rookie season in 2009.
- Set a Chiefs franchise record for most points in a postseason game, accounting for 14 points in the Chiefs 2013 AFC Wild Card Game at Indianapolis (1/4/14).
- In 2009, Succop converted 86.2 percent of his field goals (25 of 29), tying as the highest make percentage by a rookie since the AFL-NFL merger (min. 20 attempts). He also led all NFL rookies with 104 points.
- Succop was named All-Rookie from Pro Football Weekly/PFWA and was voted the Chiefs' 2009 Mack Lee Hill Award winner by his peers for his rookie success.
- Succop set a career high and a Chiefs franchise single-game record by converting all six field goals he attempted at New Orleans (9/23/12).

TITANS TIDBITS:

- Succop was given the title "Mr. Irrelevant" after being selected with the final pick (256th overall) of the 2009 NFL Draft.
- Succop registered 104 career goals and was a four-time all-conference and two-time all-state soccer selection at Hickory (N.C.) High School.
- Succop handled both the kicking and punting duties during his sophomore and junior seasons at South Carolina.

CAREER TRANSACTIONS:

- The Hickory, N.C., native was originally selected by the Kansas City Chiefs in the seventh round (256th overall) of the 2009 NFL Draft.
- Released by the Chiefs on Aug. 30, 2014.
- Signed by the Titans as a free agent on Sept. 2, 2014.

SEASON RECAPS:

- 2015 (16/0 - Tennessee):** Saw action in all 16 games and made 14 of 16 field goals and 29 of 31 extra point chances. Posted 43 touchbacks on kickoffs. Played in his 100th career regular season game against Buffalo (10/11/15). Connected on his 200th career extra point against Miami (10/18/15).
- At Tampa Bay (9/13), made good on all five extra point attempts. Registered four touchbacks on seven kickoffs.
 - At Cleveland (9/20), connected on both extra point tries. Booted two touchbacks on three kickoffs.
 - Against Indianapolis (9/27), nailed both field goals (38, 21) and all three

extra point chances. Booted six touchbacks on seven kickoffs, with the only other kickoff being a failed onside try. Nailed a 38-yard field goal to cut the Colts lead to 14-3 with 8:29 left to play in the second quarter. Extended the Titans lead to 27-14 with a 21-yard field goal with 3:04 left to play in the third quarter.

- Against Buffalo (10/11), played in his 100th career regular season game and made both field goals (21, 41) and his lone extra point chance. Gave the Titans a 3-0 advantage with a 21-yard field goal with 14:09 left to play in the second quarter. Increased the Titans' lead to 13-7 with a 41-yard field goal with 9:36 left to play in the fourth quarter.
- Against Miami (10/18), made good on his lone field goal (37) and connected on his 200th career extra point. Cut the Dolphins' lead to 7-3 with a 37-yard field goal with 5:28 left to play in the opening quarter.
- Against Atlanta (10/25), connected on his lone extra point chance.
- At Houston (11/1), made good on both field goal chances (35, 44). Gave the Titans a 3-0 lead with a 35-yard field goal with 9:05 remaining in the first quarter. Cut the Texans' lead to 10-6 with a 44-yard field goal midway through the third quarter.
- At New Orleans (11/8), connected on two of three field goals (51, 29) and both extra point tries. Cut the Saints' lead to 7-3 with a 51-yard field goal with 6:58 left to play in the first quarter. Nailed a 29-yard field goal with 7:17 left to play in the third quarter to cut the Saints' lead to 21-20.
- Against Carolina (11/15), made his lone field goal (45) and his only extra point chance. Cut the Panthers' lead to 14-10 with a 45-yard field goal with 7:45 left to play in the first half.
- At Jacksonville (11/19), connected on two of three field goals (47, 49) while missing from 53 yards out. Made good on his lone extra point chance. Gave the Titans a 3-0 lead with a 47-yard field goal during the Titans' opening drive in the first quarter. Gave the Titans a 6-3 advantage with a 49-yard field goal with 10:58 remaining in the second quarter.
- Against Oakland (11/29), connected on one of two extra point chances. Missed the first extra point of his career in the first quarter.
- Against Jacksonville (12/6), tied a career-high with six extra point connections.
- At N.Y. Jets (12/13), boomed two kickoffs with both resulting in touchbacks.
- At New England (12/20), connected on his lone field goal (49) and made one of two extra point attempts. Cut the Patriots' lead to 14-3 with a 49-yard field goal with 9:44 left to play in the second quarter.
- Against Houston (12/27), nailed both of his kickoffs for touchbacks.
- At Indianapolis (1/3), made good on his lone field goal (49) and all three extra point chances. Cut the Colts' advantage to 27-17 with a 49-yard field goal with 7:30 left to play in the third quarter.

2014 (16/0 - Tennessee): Played in all 16 games in his first season with the Titans and made good on a career-high 86.4 percent of his field goals. Connected on 19 of 22 field goals and all 27 extra point attempts for 84 points. Registered 31 touchbacks on 65 kickoffs.

- At Kansas City (9/7), made his Titans' debut and connected on all four field goals (36, 31, 46, 47) and both extra point chances against his former team. Booted four touchbacks on seven kickoffs. Gave the Titans a 10-3 halftime lead with a 36-yard field goal with seven seconds left to play in the second stanza. Connected on a 31-yard field goal in the third stanza. Extended the Titans' lead to 23-3 with a 46-yard field goal with 12:39 left to play in the fourth quarter. Concluded the scoring with a 47-yard field goal with 4:50 remaining in the game.
- Against Dallas (9/14), made good on his lone field goal attempt (47) and his only extra point chance. Nailed a 47-yard field goal with 10:57 left to play in the third quarter.

- Against Jacksonville (10/12), made good on all three field goal attempts (25, 21, 42) and his lone extra point chance. Cut the Jaguars' lead to 7-3 with a 25-yard field goal with 44 seconds left to play in the first quarter. Extended the Titans' lead to 13-7 with a 21-yard field goal midway through the third quarter. Gave the Titans a 16-7 advantage with a 42-yard field goal with 14:49 left to play in the fourth quarter.
- Against N.Y. Jets (12/14), made good on all three field goal attempts (40, 33, 51). Gave the Titans an early 3-0 lead with a 40-yard field goal with 3:16 remaining in the first quarter. Extended the Titans' lead to 8-3 with a 33-yard field goal with 6:03 left to play in the third quarter. Nailed a season-long 51-yard field goal to give the Titans an 11-10 lead late in the third stanza.
- At Jacksonville (12/18), connected on both field goals (50, 23) and his lone extra point chance. Extended the Titans' lead to 10-0 with a 50-yard field goal with 3:46 left to play in the first half. Cut the Jaguars' lead to 21-13 with a 23-yard field goal with 6:06 left to play in the fourth quarter.

2013 (16/0, 1/0 - Kansas City): Appeared in all 16 games, making all 52 extra points and 22 of 28 field goals (78.6 percent) for a career-high 118 points.

- At Indianapolis (1/4), converted all three field goals and all five PATs for a Chiefs franchise single-game postseason record 14 points in an AFC Wild Card Game.

2012 (16/0 - Kansas City): Appeared in 16 contests, converting 28 of 34 field goals (82.4 percent) and all 17 extra points for 101 points and had two special teams tackles.

- At New Orleans (9/23), connected on six of six field goals and one PAT for 19 points, setting a new franchise single-game record for most field goals converted and setting a career high for most points in a single game.
- Against Oakland (10/28), made all three field goal attempts, including a season-long 52-yard attempt, and one PAT for 10 points.
- Against Denver (11/25), hit all three field goals for nine points and had two special teams stops.
- Against Carolina (12/2), converted both field goals, including one from 52 yards, and three PATs for nine points.

2011 (16/0 - Kansas City): Appeared in 16 games, connecting on 24 of 30 field goals and all 20 extra points for a team-high 92 points. Had a career-long streak of 22 consecutive field goals made starting against Minnesota (10/2) before having a kick blocked against Oakland (12/24). Had 31 touchbacks to rank 10th in the AFC and his 80 percent field goal percentage ranked 10th in the AFC.

- Against Minnesota (10/2), converted all five of his field goals and one PAT for a career-high 16 points and had five touchbacks to earn AFC Special Teams Player of the Week honors. Also converted a career-long 54-yard field goal, tied a Chiefs record with five made field goals and became the third Chiefs kicker to convert two 50-plus-yard field goals in one game.
- Against San Diego (10/31), made good on all three of his field goals, including a game-winning 30-yard effort in overtime.
- Against N.Y. Jets (12/11), connected on a 53-yard field goal.
- Against Green Bay (12/18), made all four field goals and one PAT for 13 points and had three touchbacks, earning AFC Special Teams Player of the Week honors for the second time during the season.

2010 (16/0, 1/0 - Kansas City): Played in 16 games as the club's kicker and converted 20 of 26 field goals and all 42 extra points for 102 points. Landed 52 of his 78 kickoffs inside the 10-yard line. Had two special teams tackles • Against Buffalo (10/31), nailed a game-winning 35-yard field goal as time expired in overtime.

- At St. Louis (12/19), tied a then career long with a 53-yard field goal.

2009 (16/0 - Kansas City): Handled place-kicking duties in all 16 games and connected on 25 of 29 field goals (86.2 percent) and all 29 of his extra points for a team-high 104 points. Landed 59 of his 75 kickoffs inside the 10-yard line with seven touchbacks. Also had one special teams tackle. Named the club's Mack Lee Hill Award winner, an honor bestowed on Kansas City's top rookie or first-year player. Earned All-Rookie honors from Pro Football Weekly/PFWA. Produced an 86.2 field goal percentage, tying as the highest make percentage by a rookie since the AFL-NFL merger (min. 20 attempts). His 86.2 field goal percentage ranked sixth in the AFC and 10th in the NFL. Was one of five kickers in the AFC and one of seven kickers in the NFL to not miss from inside 40 yards, going

17-17. Led all NFL rookies with 104 points and tied for 10th in the AFC with seven touchbacks. Ranked first in Chiefs history among rookies with 25 made field goals, while his 29 field goal attempts were third in team annals among rookies.

- At Baltimore (9/13), hit a 53-yard field goal and three PATs for six points in his first NFL gameHis 53-yard field goal was the longest made field goal by a rookie kicker on his first regular season NFL attempt since Baltimore's Steve Hauschka hit a 54-yard field goal at Houston (11/9/08).
- At Washington (10/18), hit a season-high four field goals (39, 46, 46 and 24 yards) for 12 points.
- Against Pittsburgh (11/22), hit a 22-yard game-winning field goal in overtime.
- At Denver (1/3), made all three of his field goals and five PATs for a season-best 14 points.

COLLEGE:

- Played in 50 games at South Carolina, hitting 49 of 69 field goals (71.0 percent) with a career long of 55 yards. Converted 104 of 106 PATs and racked up a total of 251 points, the second-highest total in school history.
- Spent his sophomore and junior seasons handling both the kicking and punting duties. Had 85 punts for 3,597 yards (42.3 gross, 34.9 net) with 21 kicks inside the 20 and three touchbacks. Had 69 touchbacks on 192 kickoffs.
- Played in 13 games his senior campaign in 2008, earning honorable mention All-Southeastern Conference honors. Connected on 20 of 30 field goals, leading the SEC in both makes and attempts. Converted all 30 of his PATs for 90 points. Had 25 touchbacks on kickoffs. Finished the season fourth in the SEC in field goal percentage (66.7 percent) and ninth in scoring (6.9 ppg).
- Appeared in 12 games as a kicker and punter as a junior in 2007 and converted 13 of 17 field goals and all 37 of his PATs for 76 points. Had 56 punts for 2,330 yards (41.6 gross, 34.4 net), landing 15 inside the 20. Named honorable mention All-SEC.
- Saw action in 13 contests his sophomore season in 2006. Earned second-team All-SEC honors and was a semi-finalist for the Lou Groza Award. Connected on 16 of 20 field goals and 37 of 39 PATs for a team-high 85 points. Had 29 punts for 1,267 yards (43.7 gross, 36.0 net) with six inside the 20 and three touchbacks. Had 29 touchbacks on kickoffs.
- Played in all 12 games as a true freshman in 2005. Missed his only two field goal attempts. Had 29 touchbacks on kickoffs.
- Majored in Finance and Real Estate at South Carolina.

PERSONAL:

- Married to Paige and the couple splits time between Nashville and Charleston, S.C.
- Was a four-time all-conference and two-time all-state selection at Hickory (N.C.) High School.
- Was a three-time conference Special Teams Player of the Year. Converted 12 of 14 field goals and all 42 of his PATs for 78 points while averaging 41 yards per punt and had 98.0 percent of his kickoffs go for touchbacks as a senior.
- Was a three-time all-state selection in soccer with 104 career goals.
- Last name is pronounced Suck-up.
- Follow Succop on Twitter at @ryansuccop.
- Born Ryan Barrow Succop on Sept. 19, 1986 in Hickory N.C.

RYAN SUCCOP'S GAME-BY-GAME

2009 Kansas City Chiefs

Date	Opp	W/L	PAT		FG			1-19		20-29		30-39		40-49		50+		LG	Pts	Kick-by-Kick	Kickoffs			
			Ma	Att	Ma	Att	Pct	Ma	Att	Ma	Att	Ma	Att	Ma	Att	Ma	Att				No	InEZ	TB	PctTB
Sept 13	@ Bal	L	3	3	1	1	100.0	0	0	0	0	0	0	0	0	1	1	53	6	53	5	2	1	20.0
Sept 20	Oak	L	1	1	1	1	100.0	0	0	1	1	0	0	0	0	0	0	23	4	23	2	0	0	0.0
Sept 27	@ Phi	L	2	2	0	0	-	0	0	0	0	0	0	0	0	0	0	-	2		2	1	0	0.0
Oct 4	NYG	L	1	1	1	1	100.0	0	0	0	0	1	1	0	0	0	0	34	4	34	2	2	2	100.0
Oct 11	Dal	L	2	2	2	3	66.7	0	0	0	0	1	1	1	1	0	1	47	8	47, 38, 53b	5	1	0	0.0
Oct 18	@ Was	W	0	0	4	4	100.0	0	0	1	1	1	1	2	2	0	0	46	12	39, 46, 46, 24	5	2	0	0.0
Oct 25	SD	L	1	1	0	1	0.0	0	0	0	0	0	0	0	1	0	0	-	1	43n	2	2	0	0.0
Nov 8	@ Jax	L	1	1	2	3	66.7	0	0	1	1	0	0	1	1	0	1	45	7	45, 21, 56n	3	3	1	33.3
Nov 15	@ Oak	W	1	1	3	4	75.0	0	0	1	1	1	1	0	0	1	2	50	10	50, 25, 52n, 31	5	0	0	0.0
Nov 22	Pit	W	3	3	2	2	100.0	0	0	2	2	0	0	0	0	0	0	27	9	27, 22	6	4	2	33.3
Nov 29	@ SD	L	2	2	0	0	-	0	0	0	0	0	0	0	0	0	0	-	2		3	1	0	0.0
Dec 6	Den	L	1	1	2	2	100.0	0	0	1	1	0	0	1	1	0	0	47	7	22, 47	4	0	0	0.0
Dec 13	Buf	L	1	1	1	1	100.0	0	0	1	1	0	0	0	0	0	0	21	4	21	3	2	0	0.0
Dec 20	Cle	L	4	4	2	2	100.0	0	0	1	1	1	1	0	0	0	0	30	10	30, 27	7	3	0	0.0
Dec 27	@ Cin	L	1	1	1	1	100.0	0	0	0	0	1	1	0	0	0	0	30	4	30	3	1	0	0.0
Jan 3	@ Den	W	5	5	3	3	100.0	0	0	1	1	1	1	1	1	0	0	47	14	20, 36, 47	9	5	1	11.1
Totals		4-12	29	29	25	29	86.2	0	0	10	10	7	7	6	7	2	5	53	104		66	29	7	10.6

2010 Kansas City Chiefs

Date	Opp	W/L	PAT		FG			1-19		20-29		30-39		40-49		50+		LG	Pts	Kick-by-Kick	Kickoffs			
			Ma	Att	Ma	Att	Pct	Ma	Att	Ma	Att	Ma	Att	Ma	Att	Ma	Att				No	InEZ	TB	PctTB
Sept 13	SD	W	3	3	0	0	-	0	0	0	0	0	0	0	0	0	0	-	3		4	2	2	50.0
Sept 19	@ Cle	W	1	1	3	3	100.0	0	0	2	2	1	1	0	0	0	0	35	10	35, 26, 23	5	0	0	0.0
Sept 26	SF	W	4	4	1	2	50.0	0	0	0	0	1	2	0	0	0	0	32	7	38n, 32	5	1	1	20.0
Oct 10	@ Ind	L	0	0	3	4	75.0	0	0	0	0	1	1	2	2	0	1	45	9	45, 35, 43, 51n	3	2	0	0.0
Oct 17	@ Hou	L	4	4	1	1	100.0	0	0	1	1	0	0	0	0	0	0	24	7	24	6	3	1	16.7
Oct 24	Jax	W	6	6	0	0	-	0	0	0	0	0	0	0	0	0	0	-	6		7	0	0	0.0
Oct 31	Buf	W	1	1	2	3	66.7	0	0	1	1	1	2	0	0	0	0	35	7	28, 39n, 35	4	2	1	25.0
Nov 7	@ Oak	L	2	2	2	2	100.0	0	0	1	1	0	0	1	1	0	0	43	8	43, 25	5	2	0	0.0
Nov 14	@ Den	L	2	2	1	2	50.0	0	0	0	0	0	0	1	1	0	1	40	5	52n, 40	4	3	1	25.0
Nov 21	Ari	W	4	4	1	1	100.0	0	0	1	1	0	0	0	0	0	0	23	7	23	6	5	2	33.3
Nov 28	@ Sea	W	6	6	0	1	0.0	0	0	0	0	0	0	0	1	0	0	-	6	43b	7	0	0	0.0
Dec 5	Den	W	1	1	1	1	100.0	0	0	0	0	0	0	1	1	0	0	47	4	47	3	0	0	0.0
Dec 12	@ SD	L	0	0	0	0	-	0	0	0	0	0	0	0	0	0	0	-	0		1	1	0	0.0
Dec 19	@ StL	W	3	3	2	2	100.0	0	0	0	0	1	1	0	0	1	1	53	9	53, 38	6	4	0	0.0
Dec 26	Ten	W	4	4	2	3	66.7	0	0	0	0	1	1	1	2	0	0	42	10	35, 47n, 42	7	0	0	0.0
Jan 2	Oak	L	1	1	1	1	100.0	0	0	0	0	1	1	0	0	0	0	30	4	30	3	0	0	0.0
Totals		10-6	42	42	20	26	76.9	0	0	6	6	7	9	6	8	1	3	53	102		76	25	8	10.5
Playoffs																								
Jan 9	Bal	L	1	1	0	0	0.0	0	0	0	0	0	0	0	0	0	0	-	1		2	1	1	50.0
Totals		0-1	1	1	0	0	0.0	0	0	0	0	0	0	0	0	0	0	-	1		2	1	1	50.0

2011 Kansas City Chiefs

Date	Opp	W/L	PAT		FG			1-19		20-29		30-39		40-49		50+		LG	Pts	Kick-by-Kick	Kickoffs			
			Ma	Att	Ma	Att	Pct	Ma	Att	Ma	Att	Ma	Att	Ma	Att	Ma	Att				No	InEZ	TB	PctTB
Sept 11	Buf	L	1	1	0	1	0.0	0	0	0	0	0	0	0	1	0	0	-	1	49n	2	2	1	50.0
Sept 18	@ Det	L	0	0	1	2	50.0	0	0	0	0	1	1	0	1	0	0	33	3	33, 44n	2	2	2	100.0
Sept 25	@ SD	L	2	2	1	2	50.0	0	0	0	0	1	2	0	0	0	0	33	5	38n, 33	4	2	2	50.0
Oct 2	Min	W	1	1	5	5	100.0	0	0	2	2	0	0	1	1	2	2	54	16	40, 24, 51, 54, 22	6	6	4	66.7
Oct 9	@ Ind	W	0	0	0	0	-	0	0	0	0	0	0	0	0	0	0	-	0		5	4	4	80.0
Oct 23	@ Oak	W	4	4	0	0	-	0	0	0	0	0	0	0	0	0	0	-	4		5	4	4	80.0
Oct 31	SD	W	2	2	3	3	100.0	0	0	0	0	2	2	1	1	0	0	47	11	36, 47, 30	6	5	4	66.7
Nov 6	Mia	L	0	0	1	1	100.0	0	0	0	0	0	0	1	1	0	0	43	3	43	2	2	2	100.0
Nov 13	Den	L	1	1	1	1	100.0	0	0	0	0	1	1	0	0	0	0	32	4	32	2	2	2	100.0
Nov 21	@ NE	L	0	0	1	1	100.0	0	0	1	1	0	0	0	0	0	0	26	3	26	1	1	0	0.0
Nov 27	Pit	L	0	0	3	3	100.0	0	0	0	0	0	0	3	3	0	0	49	9	41, 49, 40	4	2	0	0.0
Dec 4	@ Chi	W	1	1	1	1	100.0	0	0	1	1	0	0	0	0	0	0	21	4	21	2	0	0	0.0
Dec 11	@ NYJ	L	1	1	1	1	100.0	0	0	0	0	0	0	0	0	1	1	53	4	53	2	1	0	0.0
Dec 18	GB	W	1	1	4	4	100.0	1	1	1	1	1	1	1	1	0	0	46	13	19, 32, 46, 20	6	5	3	50.0
Dec 24	Oak	L	1	1	2	4	50.0	0	0	2	2	0	0	0	2	0	0	23	7	23, 49b, 20, 49b	5	4	2	40.0
Jan 1	@ Den	W	1	1	0	1	0.0	0	0	0	0	0	0	0	1	0	0	-	1	44n	2	2	1	50.0
Totals		7-9	20	20	24	30	80.0	1	1	7	7	6	7	7	12	3	3	54	92		56	44	31	55.4

RYAN SUCCOP'S TITANS GAME-BY-GAME CONT.

2012 Kansas City Chiefs

Date	Opp	W/L	PAT		FG			1-19		20-29		30-39		40-49		50+		LG	Pts	Kick-by-Kick	Kickoffs			
			Ma	Att	Ma	Att	Pct	Ma	Att	Ma	Att	Ma	Att	Ma	Att	Ma	Att				No	InEZ	TB	PctTB
Sept 9	Atl	L	3	3	1	2	50.0	0	0	0	0	1	1	0	1	0	0	39	6	39, 40n	5	5	2	40.0
Sept 16	@ Buf	L	2	2	1	1	100.0	0	0	0	0	1	1	0	0	0	0	33	5	33	4	3	3	75.0
Sept 23	@ NO	W	1	1	6	6	100.0	0	0	1	1	3	3	2	2	0	0	45	19	25, 45, 34, 38, 43, 31	7	6	2	28.6
Sept 30	SD	L	2	2	0	0	-	0	0	0	0	0	0	0	0	0	0	-	2		4	4	2	50.0
Oct 7	Bal	L	0	0	2	2	100.0	0	0	0	0	2	2	0	0	0	0	31	6	30, 31	3	3	1	33.3
Oct 14	@ TB	L	1	1	1	1	100.0	0	0	0	0	1	1	0	0	0	0	38	4	38	3	3	1	33.3
Oct 28	Oak	L	1	1	3	3	100.0	0	0	0	0	1	1	1	1	1	1	52	10	30, 42, 52	4	3	2	50.0
Nov 1	@ SD	L	1	1	2	3	66.7	0	0	0	0	0	1	2	2	0	0	49	7	49, 39n, 41	3	3	2	66.7
Nov 12	@ Pit	L	1	1	2	3	66.7	0	0	1	1	0	1	1	1	0	0	46	7	22, 33n, 46	3	2	1	33.3
Nov 18	Cin	L	0	0	2	2	100.0	0	0	0	0	2	2	0	0	0	0	34	6	34, 33	2	2	1	50.0
Nov 25	Den	L	0	0	3	3	100.0	0	0	1	1	1	1	1	1	0	0	49	9	34, 22, 49	4	4	2	50.0
Dec 2	Car	W	3	3	2	2	100.0	0	0	0	0	0	0	1	1	1	1	52	9	42, 52	5	4	3	60.0
Dec 9	@ Cle	L	1	1	0	1	0.0	0	0	0	1	0	0	0	0	0	0	-	1	27n	2	0	0	0.0
Dec 16	@ Oak	L	0	0	0	0	-	0	0	0	0	0	0	0	0	0	0	-	0		1	1	1	100.0
Dec 23	Ind	L	1	1	2	3	66.7	0	0	0	0	0	0	2	3	0	0	47	7	47, 43n, 47	4	4	2	50.0
Dec 30	@ Den	L	0	0	1	2	50.0	0	0	1	1	0	1	0	0	0	0	23	3	23, 33n	2	2	2	100.0
Totals		2-14	17	17	28	34	82.4	0	0	4	5	12	15	10	12	2	2	52	101		56	49	27	48.2

2013 Kansas City Chiefs

Date	Opp	W/L	PAT		FG			1-19		20-29		30-39		40-49		50+		LG	Pts	Kick-by-Kick	Kickoffs			
			Ma	Att	Ma	Att	Pct	Ma	Att	Ma	Att	Ma	Att	Ma	Att	Ma	Att				No	InEZ	TB	PctTB
Sept 8	@ Jax	W	4	4	0	0	-	0	0	0	0	0	0	0	0	0	0	-	4		5	5	4	80.0
Sept 15	Dal	W	2	2	1	2	50.0	0	0	0	0	0	0	1	1	0	1	40	5	57b, 40	4	4	3	75.0
Sept 19	@ Phi	W	2	2	4	5	80.0	0	0	0	0	4	4	0	0	0	1	38	14	33, 51n, 31, 34, 38	7	7	4	57.1
Sept 29	NYG	W	4	4	1	1	100.0	0	0	0	0	0	0	0	0	1	1	51	7	51	6	6	3	50.0
Oct 6	@ Ten	W	2	2	4	4	100.0	0	0	2	2	1	1	1	1	0	0	48	14	29, 24, 33, 48	7	7	5	71.4
Oct 13	Oak	W	3	3	1	1	100.0	0	0	0	0	1	1	0	0	0	0	33	6	33	5	5	4	80.0
Oct 20	Hou	W	2	2	1	1	100.0	0	0	1	1	0	0	0	0	0	0	22	5	22	4	4	3	75.0
Oct 27	Cle	W	2	2	3	4	75.0	0	0	0	0	1	1	2	2	0	1	42	11	42, 35, 52n, 40	6	6	3	50.0
Nov 3	@ Buf	W	2	2	3	3	100.0	0	0	1	1	1	1	1	1	0	0	41	11	27, 41, 39	6	6	5	83.3
Nov 17	@ Den	L	2	2	1	1	100.0	0	0	1	1	0	0	0	0	0	0	20	5	20	4	4	3	75.0
Nov 24	SD	L	5	5	1	1	100.0	0	0	1	1	0	0	0	0	0	0	25	8	25	7	3	1	14.3
Dec 1	Den	L	4	4	0	0	-	0	0	0	0	0	0	0	0	0	0	-	4		5	2	1	20.0
Dec 8	@ Was	W	6	6	1	2	50.0	0	0	0	0	1	2	0	0	0	0	33	9	33, 34n	8	2	0	0.0
Dec 15	@ Oak	W	8	8	0	0	-	0	0	0	0	0	0	0	0	0	0	-	8		9	8	3	33.3
Dec 22	Ind	L	1	1	0	1	-	0	0	0	0	0	0	0	1	0	0	-	1	47n	2	2	2	100.0
Dec 29	@ SD	L	3	3	1	2	50.0	0	0	0	0	0	0	1	2	0	0	46	6	46, 41n	6	6	3	50.0
Totals		11-5	52	52	22	28	78.6	0	0	6	6	9	10	6	8	1	4	51	118		91	77	47	51.6
Playoffs																								
Jan 4	@ Ind	L	5	5	3	3	100.0	1	1	0	0	0	0	2	2	0	0	43	14	19, 42, 43	9	9	6	66.7
Totals		0-1	5	5	3	3	100.0	1	1	0	0	0	0	2	2	0	0	43	14		9	9	6	66.7

2014 Tennessee Titans

Date	Opp	W/L	PAT		FG			1-19		20-29		30-39		40-49		50+		LG	Pts	Kick-by-Kick	Kickoffs			
			Ma	Att	Ma	Att	Pct	Ma	Att	Ma	Att	Ma	Att	Ma	Att	Ma	Att				No	InEZ	TB	PctTB
Sept 7	@ KC	W	2	2	4	4	100.0	0	0	0	0	2	2	2	2	0	0	47	14	36, 31, 46, 47	7	6	4	57.1
Sept 14	Dal	L	1	1	1	1	100.0	0	0	0	0	0	0	1	1	0	0	47	4	47	3	3	3	100.0
Sept 21	@ Cin	L	1	1	0	2	0.0	0	0	0	0	0	0	0	2	0	0	-	1	40n, 44n	3	1	1	33.3
Sept 28	@ Ind	L	2	2	1	1	100.0	0	0	0	0	1	1	0	0	0	0	36	5	36	4	4	2	50.0
Oct 5	Cle	L	4	4	0	0	-	0	0	0	0	0	0	0	0	0	0	-	4		6	3	2	33.3
Oct 12	Jax	W	1	1	3	3	100.0	0	0	2	2	0	0	1	1	0	0	42	10	25, 21, 42	5	5	4	80.0
Oct 19	@ Was	L	2	2	1	1	100.0	0	0	0	0	1	1	0	0	0	0	36	5	36	4	3	2	50.0
Oct 26	Hou	L	1	1	1	1	100.0	0	0	0	0	1	1	0	0	0	0	35	4	35	4	3	3	75.0
Nov 9	@ Bal	L	1	1	0	0	-	0	0	0	0	0	0	0	0	0	0	-	1		2	2	1	50.0
Nov 17	Pit	L	3	3	1	1	100.0	0	0	1	1	0	0	0	0	0	0	20	6	20	5	3	0	0.0
Nov 23	@ Phi	L	3	3	1	1	100.0	0	0	1	1	0	0	0	0	0	0	20	6	20	5	2	1	20.0
Nov 30	@ Hou	L	3	3	0	0	-	0	0	0	0	0	0	0	0	0	0	-	3		4	3	3	75.0
Dec 7	NYG	L	1	1	0	1	0.0	0	0	0	0	0	0	0	1	0	0	-	1	42n	2	2	1	50.0
Dec 14	NYJ	L	0	0	3	3	100.0	0	0	0	0	1	1	1	1	1	1	51	9	40, 33, 51	4	4	1	25.0
Dec 18	@ Jax	L	1	1	2	2	100.0	0	0	1	1	0	0	0	0	1	1	50	7	50, 23	4	4	3	75.0
Dec 28	Ind	L	1	1	1	1	100.0	0	0	0	0	1	1	0	0	0	0	31	4	31	3	3	0	0.0
Totals		2-14	27	27	19	22	86.4	0	0	5	5	7	7	5	8	2	2	51	84		65	51	31	47.7

RYAN SUCCOP'S GAME-BY-GAME

2015 Tennessee Titans

Date	Opp	W/L	PAT		FG			1-19		20-29		30-39		40-49		50+		LG	Pts	Kick-by-Kick	Kickoffs			
			Ma	Att	Ma	Att	Pct	Ma	Att	Ma	Att	Ma	Att	Ma	Att	Ma	Att				No	InEZ	TB	PctTB
Sept 13	@ TB	W	6	6	0	0	-	0	0	0	0	0	0	0	0	0	0	-	6		7	6	4	57.1
Sept 20	@ Cle	L	2	2	0	0	-	0	0	0	0	0	0	0	0	0	0	-	2		3	3	2	66.7
Sept 27	Ind	L	3	3	2	2	100.0	0	0	1	1	1	1	0	0	0	0	38	9	38, 21	7	6	6	85.7
Oct 11	Buf	L	1	1	2	2	100.0	0	0	1	1	0	0	1	1	0	0	41	7	21, 41	4	4	3	75.0
Oct 18	Mia	L	1	1	1	1	100.0	0	0	0	0	1	1	0	0	0	0	37	4	37	3	3	1	33.3
Oct 25	Atl	L	1	1	0	0	-	0	0	0	0	0	0	0	0	0	0	-	1		2	1	1	50.0
Nov 1	@ Hou	L	0	0	2	2	100.0	0	0	0	0	1	1	1	1	0	0	44	6	35, 44	3	3	2	66.7
Nov 8	@ NO	W	2	2	2	3	66.7	0	0	1	1	0	0	0	0	1	2	51	8	51, 29, 55cr	6	6	3	50.0
Nov 15	Car	L	1	1	1	1	100.0	0	0	0	0	0	0	1	1	0	0	45	4	45	3	3	2	66.7
Nov 19	@ Jax	L	1	1	2	3	66.7	0	0	0	0	0	0	2	2	0	1	49	7	47, 49, 53wl	4	4	4	100.0
Nov 29	Oak	L	1	2	0	0	-	0	0	0	0	0	0	0	0	0	0	-	1		4	2	0	0.0
Dec 6	Jax	W	6	6	0	0	-	0	0	0	0	0	0	0	0	0	0	-	6		7	6	4	57.1
Dec 13	@ NYJ	L	0	0	0	0	-	0	0	0	0	0	0	0	0	0	0	-	0		2	2	2	100.0
Dec 20	@ NE	L	1	2	1	1	100.0	0	0	0	0	0	0	1	1	0	0	49	4	49	4	4	3	75.0
Dec 27	Hou	L	0	0	0	0	-	0	0	0	0	0	0	0	0	0	0	-	0		2	2	2	100.0
Jan 3	@ Ind	L	3	3	1	1	100.0	0	0	0	0	0	0	1	1	0	0	49	6	49	5	5	4	80.0
Totals		3-13	29	31	14	16	87.5	0	0	3	3	3	3	7	7	1	3	51	71		66	60	43	65.2

RYAN SUCCOP'S NFL STATISTICS

REGULAR SEASON			PAT		FG			1-19		20-29		30-39		40-49		50+		Kickoffs					
Date	Team	GP	Ma	Att	Ma	Att	Pct	Ma	Att	Ma	Att	Ma	Att	Ma	Att	Ma	Att	LG	Pts	No	InEZ	TB	PctTB
2009	Kansas City	16	29	29	25	29	86.2	0	0	10	10	7	7	6	7	2	5	53	104	66	29	7	10.6
2010	Kansas City	16	42	42	20	26	76.9	0	0	6	6	7	9	6	8	1	3	53	102	76	25	8	10.5
2011	Kansas City	16	20	20	24	30	80.0	1	1	7	7	6	7	7	12	3	3	54	92	56	44	31	55.4
2012	Kansas City	16	17	17	28	34	82.4	0	0	4	5	12	15	10	12	2	2	52	101	56	49	27	48.2
2013	Kansas City	16	52	52	22	28	78.6	0	0	6	6	9	10	6	8	1	4	51	118	91	77	47	51.6
2014	Tennessee	16	27	27	19	22	86.4	0	0	5	5	7	7	5	8	2	2	51	84	65	51	31	47.7
2015	Tennessee	16	29	31	14	16	87.5	0	0	3	3	3	3	7	7	1	3	51	71	66	60	43	65.2
NFL Totals		112	216	218	152	185	82.2	1	1	41	42	51	58	47	62	12	22	54	672	476	335	194	40.8

PLAYOFFS				PAT		FG			1-19		20-29		30-39		40-49		50+		Kickoffs					
Date	Team	GP	Ma	Att	Ma	Att	Pct	Ma	Att	Ma	Att	Ma	Att	Ma	Att	Ma	Att	LG	Pts	No	InEZ	TB	PctTB	
2010	Kansas City	1	1	1	0	0	-	0	0	0	0	0	0	0	0	0	0	-	1	2	1	1	50.0	
2013	Kansas City	1	5	5	3	3	50.0	1	1	0	0	0	0	2	2	0	0	43	14	9	9	6	66.7	
Playoff Totals		2	6	6	3	3	100.0	1	1	0	0	0	0	2	2	0	0	43	15	11	10	7	63.6	

Single-Game Highs

Field Goals Made - 6 at New Orleans (9/23/12)
 Field Goal Attempts - 6 at New Orleans (9/23/12)
 Longest Field Goal - 54 vs. Minnesota (10/2/11)
 PATs Made - **6 (Four times, last vs. Jacksonville 12/6/15)**
 PATs Attempted - **6 (Four times, last vs. Jacksonville 12/6/15)**
 Points - 19 at New Orleans (9/23/12)
 Consecutive Field Goals Made - 22 (10/2/11-12/24/11)

Playoff Single-Game Highs

Field Goals Made - 3 at Indianapolis (1/4/14)
 Field Goals Attempts - 3 at Indianapolis (1/4/14)
 Longest Field Goal - 43 at Indianapolis (1/4/14)
 PATs Made - 5 at Indianapolis (1/4/14)
 PATs Attempted - 5 at Indianapolis (1/4/14)
 Points - 14 at Indianapolis (1/4/14)

Additional Career Statistics

Punts - 1 for 33 yards at Oakland (11/7/10)
 Special Teams Tackles - 1 (2009), 2 (2010), 2 (2012), 1 (2013)
 Recovered Onside Kick - 1 at Jacksonville (11/8/09)

89



PHILLIP SUPERNAW

TIGHT END • 6'5" • 248 lbs • COLLEGE: OUACHITA BAPTIST
 ACQUIRED: FREE AGENT - 2015 • NFL EXP. (NFL/TITANS): 2/1
 HOMETOWN: KATY, TEXAS
 GAMES PLAYED/GAMES STARTED: 25/2 (PLAYOFFS: 0/0)



PRO: The Titans signed Phillip Supernaw late in the 2015 offseason to add competition and depth to the tight end position. The 6-foot-5-inch, 248-pounder was originally signed as a rookie free agent by the Houston Texans following the 2012 NFL Draft. The Ouachita Baptist product spent parts of his first two seasons with the Texans before splitting time with the Baltimore Ravens and Kansas City Chiefs during the 2014 campaign.

TITANS TIDBITS:

- Supernaw's father is country music singer Doug Supernaw. Doug Supernaw has released four studio albums: Red and Rio Grande (1993), Deep Thoughts from a Shallow Mind (1994), You Still Got Me (1995), and Fadin' Renegade (1999), as well as a compilation album, 1997's The Encore Collection. Between 1993 and 1996, he charted 11 singles on the Billboard Hot Country Singles & Tracks charts, including "I Don't Call Him Daddy," a number one single in late 1993.
- Supernaw was actually born in Nashville, but moved to the Houston area at an early age and attended high school in Katy, Texas.

CAREER TRANSACTIONS:

- The Katy, Texas, native was originally signed by the Houston Texans as an undrafted free agent on May 14, 2012.
- Released by the Texans on Aug. 31, 2012 and signed to the team's practice squad a day later.
- Released from the Texans' practice squad on Oct. 18, 2012.
- Signed by the Texans as a free agent on March 11, 2013.
- Released by the Texans on July 25, 2013.
- Signed to the Texans' practice squad on Dec. 17, 2013 and signed to the team's active roster on Dec. 27, 2013.
- Released by the Texans on May 14, 2014.
- Signed by the Baltimore Ravens as a free agent on May 19, 2014.
- Released by the Ravens on Aug. 30, 2014 and signed to the team's practice squad a day later.
- Signed by the Ravens to their active roster from the practice squad on Sept. 23, 2014.
- Released by the Ravens on Oct. 7, 2014 and signed to the team's practice squad two days later.
- Signed by the Ravens to their active roster from the practice squad on Oct. 25, 2014.
- Released by the Ravens on Nov. 4, 2014 and signed to the team's practice squad a day later.
- Signed by the Kansas City Chiefs to their active roster from the Ravens' practice squad Nov. 11, 2014.
- Released by the Chiefs on Dec. 1, 2014.
- Signed by the Ravens to their practice squad on Dec. 3, 2014.
- Signed by the Ravens to their active roster from the practice squad on Dec. 5, 2014.
- Released by the Ravens on May 12, 2015.
- Signed by the Titans as a free agent on June 2, 2015.

SEASON RECAPS:

2015 (16/1 - Tennessee): Played in all 16 games for the first time in his career in his first season with the Titans. Ranked second on the team with 14 special teams tackles. Caught three passes for 32 yards. Led or tied for the team lead in special teams tackles five times in 2015 (at CLE, vs. MIA, vs. ATL, vs. JAX).

- At Tampa Bay (9/13), played as a reserve on special teams and at tight end in his Titans debut. Collected a special teams tackle on coverage units. Helped pin the Buccaneers deep in their territory by fielding Brett Kern's 38-yard punt and throwing it to Avery Williamson who downed it at

the two-yard line in the third quarter.

- At Cleveland (9/20), saw action as a reserve on special teams and collected a special teams tackle on coverage units.
- Against Indianapolis (9/27), played as a reserve on special teams.
- Against Buffalo (10/11), saw action as a reserve on special teams.
- Against Miami (10/18), played as a reserve on special teams and posted a tackle on coverage units.
- Against Atlanta (10/25), saw action as a reserve at tight end and on special teams. Notched a special teams stop on coverage units.
- At Houston (11/1), played as a reserve on special teams and collected a pair of tackles on coverage units.
- At New Orleans (11/8), saw action as a reserve on special teams and at tight end. Totaled two special teams tackles and a forced fumble on coverage units.
- Against Carolina (11/15), played as a reserve on special teams and at tight end.
- At Jacksonville (11/19), saw action as a reserve at tight end and caught two passes for 16 yards.
- Against Oakland (11/29), played as a reserve on special teams and tied for the team lead with three special teams tackles.
- Against Jacksonville (12/6), led the team with two special teams tackles on coverage units.
- At N.Y. Jets (12/13), saw action as a reserve at tight end and caught one pass for 16 yards.
- At New England (12/20), started at tight end. Collected a special teams tackle and a forced fumble on coverage units. Forced a Danny Amendola fumble on a punt return that was recovered by Cody Riggs, helping set up the Titans' first field goal.
- Against Houston (12/27), played as a reserve at tight end and on special teams.
- At Indianapolis (1/3), saw limited action as a reserve tight end and on special teams before leaving the game in the second quarter with an injury.

2014 (2/1 - Kansas City; 6/0, 0/0 - Baltimore): Played in two games with one start for the Chiefs and posted one reception for three yards. Played in six games with the Ravens and amassed two receptions for 27 yards. Was inactive for two games and did not play in another contest. Was inactive for the postseason game.

- At Miami (12/7), caught a career-long 29-yard reception.

2013 (1/0 - Houston): Spent training camp with the Texans before being released prior to the regular season. Re-signed by the Texans and spent the final two weeks of the season with the team (Week 16 on their practice squad and Week 17 on the active roster).

- At Tennessee (12/29), saw action in his first career game in the season finale after being signed to Houston's active roster from their practice squad on Dec. 27.

2012 (0/0 - Houston): Spent the first six weeks of the season on the Texans' practice squad before being placed on the practice squad/injured list.

COLLEGE:

- Was a four-year starter at Ouachita Baptist and saw action in 40 career games with 36 starts. Tallied 64 receptions for 710 yards and 10 touchdowns.
- Helped lead the Tigers to the inaugural Great American Conference Championship in 2011, as he recorded 22 catches for 301 yards and three touchdowns as a senior.

- Named first-team All-Gulf South Conference as a junior in 2009.

PERSONAL:

- Single, splits time between Katy, Texas, and Nashville.
- Attended James E. Taylor (Katy, Texas) High School.
- Follow Supernaw on Twitter: @PSupernaw11.
- Born Phillip Steven Supernaw on Jan. 30, 1990 in Nashville, Tenn.

PHILLIP SUPERNAW'S GAME-BY-GAME

2015 Tennessee Titans					RECEIVING									
Date	Opp.	W/L	P/S	No	Yds	Avg	Lg	TD						
Sept 13	@ TB	W	p	0	0	-	0	0	Nov 15	Car	L	p	0	0
Sept 20	@ Cle	L	p	0	0	-	0	0	Nov 19	@ Jax	L	p	2	16
Sept 27	Ind	L	p	0	0	-	0	0	Nov 29	Oak	L	p	0	0
Oct 11	Buf	L	p	0	0	-	0	0	Dec 6	Jax	W	p	0	0
Oct 18	Mia	L	p	0	0	-	0	0	Dec 13	@ NYJ	L	p	1	16
Oct 25	Atl	L	p	0	0	-	0	0	Dec 20	@ NE	L	S	0	0
Nov 1	@ Hou	L	p	0	0	-	0	0	Dec 27	Hou	L	p	0	0
Nov 8	@ NO	W	p	0	0	-	0	0	Jan 3	@ Ind	L	p	0	0
Totals									3-13	16/1	3	32	10.7	16

PHILLIP SUPERNAW'S NFL STATISTICS

REGULAR SEASON				RECEIVING					RUSHING				
Year	Team	GP	GS	No	Yds	Avg	Lg	TD	Att	Yds	Avg	Lg	TD
2012	Houston	0	0	Practice Squad									
2013	Houston	1	0	0	0	-	0	0	0	0	-	0	0
2014	BAL/KC	8	1	3	30	10.0	29	0	0	0	-	0	0
2015	Tennessee	16	1	3	32	10.7	16	0	0	0	-	0	0
NFL Totals		25	2	6	62	10.3	29	0	0	0	-	0	0

Single-Game Highs

Receptions - **2 at Jacksonville (11/19/15)**
 Receiving Yards - 29 at Miami (12/7/14)
 Long Reception - 29 at Miami (12/7/14)

Additional Statistics

Special Teams Tackles - **14 (2015)**
 Special Teams Forced Fumble - **1 (2015)**
 Tackles - **1 (2015)**

11



ALEX TANNEY

QUARTERBACK • 6'4" • 220 lbs • COLLEGE: MONMOUTH
 ACQUIRED: FREE AGENT - 2014 • NFL EXP. (NFL/TITANS): 2/1
 HOMETOWN: LEXINGTON, ILL.
 GAMES PLAYED/GAMES STARTED: 1/0 (PLAYOFFS: 0/0)



PRO: The Titans first added Alex Tanney to their practice squad for the final two weeks of the 2014 campaign to add depth at quarterback. He spent the 2015 offseason and training camp with the Titans before stints on the Buffalo Bills' and Indianapolis Colts' practice squads. Prior to his arrival in Tennessee, the Monmouth product also spent time with the Kansas City Chiefs, Dallas Cowboys, Cleveland Browns and Tampa Bay Buccaneers.

TITANS TIDBITS:

- Tanney started at shooting guard as a freshman and sophomore at Monmouth. He stopped playing the sport collegiately to concentrate more on his football career.
- Tanney was a long distance runner at high school and ran a 4:20 mile.
- Tanney posted a Trick Shot Quarterback video on YouTube that went viral in 2011 when he was at Monmouth. The video has been viewed more than four million times and features Tanney making incredible throws in a variety of off-the-field situations.
- Tanney's two older brothers are in the sports industry. Matt is the Interim Athletics Director at Western Illinois University and Mitch is the Director of Analytics for the Denver Broncos.

CAREER TRANSACTIONS:

- The Lexington, Ill., native was originally signed by the Kansas City Chiefs as a rookie free agent on June 5, 2012.
- Released by the Chiefs on May 2, 2013.
- Signed by the Dallas Cowboys as a free agent on July 21, 2013.
- Released by the Cowboys on Aug. 31, 2013 and signed to the team's practice squad a day later.
- Signed by the Cleveland Browns to their active roster from the Cowboys' practice squad on Nov. 26, 2013.
- Released by the Browns on May 12, 2014.
- Signed by the Tampa Bay Buccaneers as a free agent on May 21, 2014.
- Released by the Buccaneers on Aug. 25, 2014.
- Signed by the Titans to their practice squad on Dec. 16, 2014.
- Signed by the Titans to a future contract on Dec. 29, 2014.
- Released by the Titans on Sept. 5, 2015.
- Signed by the Buffalo Bills to their practice squad on Sept. 8, 2015.
- Released by the Bills from their practice squad on Sept. 9, 2015.
- Signed by the Indianapolis Colts to their practice squad on Sept. 29, 2015.
- Released by the Colts from their practice squad on Oct. 20, 2015.
- Signed by the Colts to their practice squad on Nov. 10, 2015.
- Signed by the Titans to their active roster from the Colts practice squad on Dec. 22, 2015.

SEASON RECAPS:

2015 (1/0 - Tennessee): Appeared in one contest and completed 10 of 14 passes for 99 yards with a touchdown. Made his NFL debut at Indianapolis (1/3/16).

- Against Houston (12/27), did not play as the backup quarterback.
- At Indianapolis (1/3), entered the game as a reserve in the third quarter after Zach Mettenberger left the contest with an injury. Appeared in his first career NFL contest and completed 10 of 14 passes for 99 yards with a touchdown. Extended the Titans' scoring drive in the third quarter with a 11-yard pass to Delanie Walker on third-and-one. Kept the Titans' fourth-quarter touchdown drive alive with a nine-yard strike to Delanie Walker on third-and-four. Registered his first career NFL touchdown pass with a five-yard toss to Dorial Green-Beckham with 11:07 left to play in the fourth quarter. Found a streaking Walker for a 29-yard pass on third-and-13 late in the fourth quarter.

2014 (0/0 - Tennessee): Spent the final two weeks of the season on the Titans' practice squad.

2013 (0/0 - Dallas; 0/0 - Cleveland): Spent the first 12 weeks of the season on the Cowboys' practice squad after completing 40 of 73 passes for 423 yards, one touchdown and two interceptions in the 2013 preseason. Signed by the Cleveland Browns to their active roster from the Cowboys' practice squad on Nov. 26, 2013. Did not play in one contest and was inactive for four games with the Browns.

2012 (0/0 - Kansas City): Spent the entire season on injured reserve.

COLLEGE:

- Appeared in 47 games at Monmouth (2007-2011) and set NCAA Division III career records with 14,249 yards and 157 touchdowns.
- Selected as the Midwest Conference Offensive Player of the Year three times (2008-09, 2011).
- As a senior (2011), Tanney finished the season with a career-high 3,867 yards and 38 touchdowns.
- Redshirted in 2010 after an injury prior to the start of the season.
- Was named the Melberger Award winner as Division III's best player after junior season (2009), recording 3,856 passing yards and 44 touchdowns.
- Set a school record with 50 touchdown passes as a sophomore (2008) and threw for 3,848 yards.
- As a freshman (2007), played in 10 games, completing 242 of 376 passes for 2,678 yards and 24 touchdowns. Was intercepted only five times.
- Graduated with a degree in business administration and economics from Monmouth.

PERSONAL:

- Married to Rebecca, and the couple splits time between Nashville and Davenport, Iowa.
- Attended Lexington (Ill.) High School and was named first-team Illinois All-State twice, after junior and senior seasons and earned ICA Shriners Football All-Star honors.
- Named all-state in basketball and was a two-time state track medalist.
- Born Alex Tanney on Nov. 11, 1987 in Lexington, Ill.

ALEX TANNEY'S NFL STATISTICS

REGULAR SEASON						PASSING								RUSHING					
Year	Team	GP/GS	Att	Cmp	Pct	Yds	Yd/Att	TD	INT	Lg	Sk	Yds	Rat	Att	Yds	Avg	Lg	TD	
2012	KC	0/0																	
2013	DAL	0/0																	
2013	CLE	0/0	0	0	-	0	-	0	0	-	0	0	-	0	0	-	0	0	
2014	Tenn.	0/0																	
2015	Tenn.	1/0	14	10	71.4	99	7.1	1	0	29	3	34	114.9	0	0	-	0	0	
NFL Totals		1/0	14	10	71.4	99	7.1	1	0	29	3	34	114.9	0	0	-	0	0	
Career record as starter: 0-0 (.000)																			

41



J.R. TAVAI

OUTSIDE LINEBACKER • 6'2" • 249 lbs

COLLEGE: SOUTHERN CALIFORNIA • ACQUIRED: FREE AGENT - 2015

NFL EXPERIENCE: ROOKIE • HOMETOWN: REDONDO BEACH, FLA.

GAMES PLAYED/GAMES STARTED: 4/0 (PLAYOFFS: 0/0)



PRO: J.R. Tavai was originally signed by the Titans as a rookie free agent following the 2015 NFL Draft. The outside linebacker spent the entire offseason and training camp with the club before being waived from the injured reserve list following training camp. Once healthy, the Southern California product re-signed with the Titans' practice squad in mid-November. The 6-foot-2-inch, 249-pounder is a skilled pass rusher who can also contribute on special teams.

CAREER TRANSACTIONS:

- The Redondo Beach, Fla., native was originally signed by the Titans as an undrafted free agent on May 11, 2015.
- Waived by the Titans from reserve/injured with an injury settlement on Sept. 10, 2015.
- Signed by the Titans to their practice squad on Nov. 11, 2015.
- Signed by the Titans to their active roster from the practice squad on Dec. 12, 2015.

SEASON RECAPS:

- 2015 (4/0):** Played in four games as a rookie and registered three tackles, a sack, a forced fumble and a special teams stop. Collected his first career sack against Houston (12/27/15). Made his NFL debut at N.Y. Jets (12/13/15). Led the team in sacks once in 2015 (vs. HOU).
- At N.Y. Jets (12/13), made his NFL debut as a reserve at outside linebacker and amassed a tackle.
 - At New England (12/20), played as a reserve on special teams.
 - Against Houston (12/27), saw action as a reserve at outside linebacker and notched two tackles, including his first career sack that included a forced fumble. Came through on a blitz and sacked Brandon Weeden for a five-yard loss and forced a fumble that was recovered by David Bass in the second quarter.
 - At Indianapolis (1/3), played as a reserve on special teams and recorded a stop on coverage units.

COLLEGE:

- In four seasons at the University of Southern California, appeared in 40 total games with 20 starts and recorded 130 tackles, 24 tackles for loss, 10.5 sacks, three passes defended, three forced fumbles and one fumble recovery.
- Graduated from Maryland with a degree in kinesiology.

AS A SENIOR (2014), appeared in 11 games with nine starts and collected 53 tackles, including 13.5 tackles for loss, a team-best seven sacks, two passes defended, a fumble recovery and a team-best three forced fumbles. Earned 2014 All-Pac-12 honorable mention and won USC's Chris Carlisle Courage Award. Was an NFLPA Collegiate Bowl invitee.

- At Stanford, he had five tackles, a sack and forced a fumble that USC recovered as the Cardinal was driving late in the game.
- Against Notre Dame, had 3.5 sacks and a forced fumble to earn College Football Performance Awards National Linebacker of the Week honors.

AS A JUNIOR (2013), spent most of the season at outside linebacker but also saw time at defensive end and tackle. Appeared in 12 games with eight starts at outside linebacker and posted 56 tackles, 3.5 sacks and eight tackles for loss. Named 2013 All-Pac-12 honorable mention.

AS A SOPHOMORE (2012), served as a backup at both defensive tackle and defensive end. Played in 10 games and started three times, including twice at defensive end and once at defensive tackle. Registered 17 tackles, including 2.5 tackles for loss, and one pass defended

AS A FRESHMAN (2010), was a backup defensive tackle and appeared in seven games and recorded four tackles.

- Graduated from Southern California with a degree in sociology in May 2015.

PERSONAL:

- Attended Mira Costa (Manhattan Beach, Calif.) High School.
- As a senior in 2010, named Super Prep All-Farwest, All-CIF Northern Division Defensive MVP, South Bay Daily Breeze All-South Bay first team and All-Bay League MVP as a senior defensive lineman and fullback.
- Totaled 95 tackles with 12 sacks on defense in 2010 and added 278 yards on 59 carries (4.7 avg.) with three touchdowns on offense.
- As a junior in 2009, he was All-CIF Western Division Defensive MVP, South Bay Daily Breeze All-South Bay first team and All-Bay League Defensive MVP while making 92 tackles and seven sacks.
- Was also on Mira Costa's track team (shot put, with a best of 55-4 1/4, and discus throw), and earned 2011 South Bay Daily Breeze All-South Bay honors.
- His brother, Jordan, was a defensive lineman at Kansas (2012-13), and another brother, Jahlani, is a linebacker at Hawaii.
- Born J.R. Tavai on Sept. 23, 1993 in Inglewood, Calif.

J.R. TAVAI'S GAME-BY-GAME

2015 Tennessee Titans

Date	Opp	W/L	P/S	Tot	Solo	Asst	Sk	- Yds	QBP	TFL	Int	- Yds	TD	PD	FF	FR	- Yds	SpT
Dec 13	@ NYJ	L	p	1	1	0	0.0	0.0	0	0	0	0	0	0	0	0	0	0
Dec 20	@ NE	L	p	0	0	0	0.0	0.0	0	0	0	0	0	0	0	0	0	0
Dec 27	Hou	L	p	2	1	1	1.0	5.0	0	0	0	0	0	0	1	0	0	0
Jan 3	@ Ind	L	p	0	0	0	0.0	0.0	0	0	0	0	0	0	0	0	0	1
Totals		0-4	4/0	3	2	1	1.0	5.0	0	0	0	0	0	0	1	0	0	1

J.R. TAVAI'S NFL STATISTICS

REGULAR SEASON

Year	Team	GP	GS	Tot	Solo	Asst	Sk	Yds	QBP	TFL	No	Yds	Lg	TD	PD	FF	FR	Yds	SpT
2015	Tennessee	4	0	3	2	1	1.0	5.0	0	0	0	0	0	0	0	1	0	0	1
NFL Totals		4	0	3	2	1	1.0	5.0	0	0	0	0	0	0	0	1	0	0	1

Single-Game Highs

Tackles - **2 vs. Houston (12/27/15)**

Special Teams Tackles - **1 at Indianapolis (1/3/15)**

Sacks - **1 vs. Houston (12/27/15)**

Forced Fumble - **1 vs. Houston (12/27/15)**

86



ANDREW TURZILLI

WIDE RECEIVER • 6'4" • 195 lbs • COLLEGE: RUTGERS
ACQUIRED: FREE AGENT - 2015 • NFL EXP. (NFL/TITANS): ROOKIE
HOMETOWN: BUTLER, N.J.
GAMES PLAYED/GAMES STARTED: 3/0 (PLAYOFFS: 0/0)



PRO: The Titans originally signed Andrew Turzilli as a rookie free agent following the 2015 NFL Draft. The 6-foot-4-inch, 195-pounder spent the entire offseason and all of training camp with the club before being placed on injured reserve at the end of the preseason slate. Turzilli spent a month on the San Francisco 49ers' practice squad before the Titans signed him to their active roster on Nov. 17, 2015. The rookie wide receiver displays great length and has an excellent catch radius with outstanding body control.

CAREER TRANSACTIONS:

- The Butler, N.J., native was originally signed as an undrafted free agent on May 11, 2015.
- Waived by the Titans from reserve/injured with an injury settlement on Sept. 3, 2015.
- Signed by the San Francisco 49ers to their practice squad on Oct. 13, 2015.
- Signed by the Titans to their active roster from 49ers' practice squad on Nov. 17, 2015.

SEASON RECAPS:

2015 (3/0): Played in three games as a rookie and registered two receptions for 25 yards. Was inactive for four games. Made his NFL debut at N.Y. Jets (12/13/15).

- At Jacksonville (11/19), was inactive.
- Against Oakland (11/29), was inactive.
- Against Jacksonville (12/6), was inactive.
- At N.Y. Jets (12/13), made his NFL debut as a reserve wide receiver and caught two passes for 25 yards. Collected his first career NFL reception with an 18-yard catch over the middle in the second quarter.
- At New England (12/20), played as a reserve at wide receiver and on special teams.
- Against Houston (12/27), was inactive.
- At Indianapolis (1/3), saw limited action as a reserve at wide receiver.

COLLEGE:

• Played his final collegiate season at Rutgers in 2014 and notched 10 catches for 347 yards and four touchdowns. Played in 24 games in his first three seasons at Kansas and totaled 27 receptions for 491 yards with two touchdowns.

AS A SENIOR (2014), transferred to Rutgers in the summer and was immediately eligible to play. Saw action in 11 games with four starts for Rutgers and finished second on the team with 347 receiving yards, an averaged 34.7 yards per reception. Ranked second on the team with four receiving touchdowns, with two of at least 80 yards..

AS A JUNIOR (2013), earned Academic All-Big 12 second team honors. Played in nine games with three starts at Kansas and amassed seven receptions for 167 yards with a touchdown.

AS A SOPHOMORE (2012), earned Academic All-Big 12 second team honors. Played in all 12 games with four starts at Kansas and hauled in 17 passes for 287 yards, including a pair of 40-plus yard strikes.

AS A REDSHIRT FRESHMAN (2011), played in three games at Kansas and tallied three catches for 37 yards and a touchdown at Georgia Tech (9/17).

AS A FRESHMAN (2010), redshirted.

- Graduated with a degree in American labor studies from Kansas in May 2014.

PERSONAL:

- Attended Butler (N.J.) High School and was named all-state first team, All-Daily Record, all-conference, all-area and all-tri-state after his senior season.
- As a senior, hauled in 54 receptions for 953 yards and 11 touchdowns in 12 games. The team finished 10-2 his senior season.
- Named all-conference as a junior and caught 38 passes for 685 yards and seven touchdowns in just five games as a junior after transferring midway through the season.
- Lettered three seasons as a wide receiver and defensive back and also played basketball.
- Has three sisters.
- Born Andrew Turzilli on Oct. 13, 1991 in Mesa, Ariz.

ANDREW TURZILLI'S GAME-BY-GAME

2015 Tennessee Titans

		RECEIVING							
Date	Opp.	W/L	P/S	No	Yds	Avg	Lg	TD	
Nov 19	@ Jax	L	IA						
Nov 29	Oak	L	IA						
Dec 6	Jax	W	IA						
Dec 13	@ NYJ	L	p	2	25	12.5	18	0	
Dec 20	@ NE	L	p	0	0	-	0	0	
Dec 27	Hou	L	IA						
Jan 3	@ Ind	L	p	0	0	-	0	0	
Totals		1-6	3/0	2	25	12.5	18	0	

ANDREW TURZILLI'S NFL STATISTICS

REGULAR SEASON

		RECEIVING								RUSHING				
Year	Team	GP	GS	No	Yds	Avg	Lg	TD	Att	Yds	Avg	Lg	TD	
2015	Tennessee	3	0	2	25	12.5	18	0	0	0	0.0	0	0	
NFL Totals		3	0	2	25	12.5	18	0	0	0	0.0	0	0	

Single-Game Highs

Receptions - **2 at N.Y. Jets (12/13/15)**
Receiving Yards - **25 at N.Y. Jets (12/13/15)**
Long Reception - **18 at N.Y. Jets (12/13/15)**
Touchdowns -

Additional Statistics

Special Teams Tackles -

82



DELANIE WALKER

TIGHT END • 6'0" • 248 lbs • COLLEGE: CENTRAL MISSOURI
 ACQUIRED: UNRESTRICTED FREE AGENT (SF) - 2013
 NFL EXP. (NFL/TITANS): 10/3 • HOMETOWN: POMONA, CALIF.
 GAMES PLAYED/GAMES STARTED: 144/75 (PLAYOFFS: 4/2)



2015

PRO BOWLS



2015

PRO: The Titans targeted Delanie Walker early in the 2013 free agency period to bring physicality, versatility and leadership to the offense. The tight end brings a unique element to the offense and poses match-up problems for defenses with his ability to line up in the backfield, on the line, in the slot and as a wideout. The 6-foot, 248-pounder spent the first seven years of his career with the San Francisco 49ers after being selected in the sixth round of the 2006 NFL Draft. His first two seasons in Tennessee arguably resulted in the best back-to-back campaigns in franchise history by a player at his position. From 2013 through 2014, Walker totaled 123 receptions for 1,461 yards and 10 touchdowns. Among all Titans/Oilers tight ends, only Frank Wycheck (1,516 receiving yards from 1997-98) recorded more total receiving yards in back-to-back years. Walker's 890 receiving yards in 2014 were the most in franchise history by a tight end, and his 63 receptions ranked fourth in club annals among tight ends. With his 60 receptions in 2013, Walker became the only tight end in franchise history other than Wycheck to reach 60 receptions in a single season.

CAREER HIGHLIGHTS:

- In 2014, Walker's team-leading 890 receiving yards set a career high and marked the highest total in franchise history by a tight end, eclipsing Frank Wycheck's 768 receiving yards in 1998. Walker's 63 receptions in 2014 also led the team, set a career high, and tied for fourth in team annals.
- In 2013, Walker's first season in Tennessee, he totaled 60 receptions for 571 yards and six touchdowns, setting career highs in all three categories. Also, he became the only tight end in franchise history other than Titans Ring of Honor member Frank Wycheck (1997-2001) to reach 60 receptions in a single season. Walker's six touchdown receptions tied for fourth place in franchise history among tight ends and were the most since Wycheck's six in 1996.
- In 2012, Walker played an integral role in the 49ers' second consecutive playoff season, as he teamed with Vernon Davis to form one of the NFL's top tight-end duos. He saw action in all 16 regular-season games with four starts and set a career high with 344 yards and three touchdowns (matched career high) on 21 receptions. His average of 16.4 yards per catch was the highest among all NFL tight ends with 20 or more catches.
- During the 2012 playoffs, Walker appeared in all three games and started in Super Bowl XLVII. In the Super Bowl, he recorded three receptions for 48 yards.
- In 2011, appeared in 15 games with seven starts and caught 19 passes for 198 yards with three touchdowns.
- In 2010, played in 14 games with eight starts and tallied a career-best 29 receptions for 331 yards.

TITANS TIDBITS:

- Walker was named the 2013 Tennessee Titans Community Man of the Year, due in large part to his tireless work with Mothers Against Drunk Driving. He teamed with MADD to help raise awareness of the dangers of drinking and driving after losing his aunt and uncle in a horrific accident near New Orleans after Super Bowl XLVII. The morning after San Francisco's loss to Baltimore at the Superdome, an alleged drunk driver killed Alice and Bryan Young only hours after Walker hugged Alice and Bryan at the team's postgame party. In addition to his work with MADD, Walker is an ambassador with the Tennessee Governor's Highway Safety Office's "Booze It and Lose It" campaign.
- During the 2015 offseason, the Delanie Walker Gives Back Foundation (delaniewalker.org) hosted its first annual Celebrity Go-Karting Challenge, raising more than \$40,000 to benefit the foundation. Walker launched the non-profit to provide inner-city and low-income children with the educational

opportunities and resources to reach their full potential and beat the odds. Proceeds from the go-karting event will help fund community outreach programs such as Back to School COOL, Delanie's Imagination Stations, and College Bound. Walker's offseason also included hosting a youth football camp at McGavock High School in Nashville, drawing more than 170 participants ages 8-14.

- Over the years, Walker has owned quite a selection of cars, ranging from classics to newer models. His collection has included a 1964 Chevy Impala, 1972 Buick Skylark, 1989 Camaro IROC-Z28, 2008 Mercedes-Benz CL63 AMG and 2010 F250 truck. Walker's passion for cars can be traced back to his childhood, where he would spend countless hours refurbishing old autos with the help of his friend's father, who was a mechanic. "Growing up we didn't have much money, so we would buy cars from the junkyard and fix them up. We'd spend all day taking off parts and replacing them, just like new. The most important lesson I learned was 'the way you take it off is the way you put it back on.'" Walker admits that cars these days have become more advanced and that he is only comfortable working on models that are pre-1990. After his playing days are over, he envisions owning a car restoration shop.
- Having grown up in a tough neighborhood, Walker knows first-hand how difficult it is to overcome obstacles in order to achieve one's goals. During his time in San Francisco, he visited delinquent youths across the Bay Area, making it a point to share his story and give positive reinforcement to those who can relate to him. "It's very important that people know about what I've been through. You can grow up in the worst neighborhood and still make it to the NFL. That's why I want kids, especially in the Bay Area, to understand that you can overcome those situations, because I did."
- For a 248-pound tight end, Walker makes a lot of tacklers miss. His speed on the field can be linked to his success on the track as a high school senior. Despite lettering only one year, he won the Division III 100m (10.6) and long jump (21-5) titles, while also serving as a member of the winning 4x100m relay team at the 2002 Miramonte League Meet. Delanie's younger brother, Anthony, competed in the 400m and 4x400m at the collegiate level, and has his hopes set on making the Olympic team one day.
- On Feb. 14, 2015, Walker was inducted into the Central Missouri Athletic Hall of Fame.

CAREER TRANSACTIONS:

- The Pomona, Calif., native was selected by the 49ers in the sixth round (175th overall) of the 2006 NFL Draft.
- Signed by the Titans as an unrestricted free agent on March 14, 2013.

SEASON RECAPS:

2015 (15/10 - Tennessee): Named to the Pro Bowl. Played in 15 games with 10 starts at tight end. Led the team, all NFL tight ends and ranked ninth in the NFL with a career-high 94 receptions. Led the team and ranked tied for 11th in the AFC with a career-best 1,088 receiving yards. Led the team and tied a career-high with six receiving touchdowns. Set the franchise record for tight ends with 94 catches and 1,088 receiving yards. Became the ninth tight end in NFL history to reach 90 receptions in a season, and those nine players have produced 17 total 90-catch seasons. Was inactive for one contest. His receiving yardage total of 1,978 yards from 2014-15 is the highest two-year total in franchise history by a tight end. Has three career 100-yard receiving performances, including one in 2015 (at JAX). Led or tied for the team lead in receptions 12 times in 2015 (vs. IND, vs. BUF, vs. MIA, vs. ATL, at HOU, at NO, at JAX, vs. OAK, vs. JAX, at NYJ, vs. HOU, at IND). Led the team in receiving yards eight times in 2015 (vs. MIA, vs. ATL, at HOU, at NO, vs. CAR, at JAX, vs. OAK, at NYJ,

at IND). Collected a career-high two receiving touchdowns at New Orleans (11/8/15) and at New England (12/20/15).

- At Tampa Bay (9/13), started at tight end and caught three passes for 43 yards with a touchdown before leaving the game in the third quarter with an injury. Extended the Titans' opening touchdown drive with a 22-yard grab on third-and-10 in the first quarter. Gave the Titans a 35-7 advantage with a one-yard touchdown catch on third-and-one with 48 seconds remaining in the first half.
- At Cleveland (9/20), was inactive.
- Against Indianapolis (9/27), started at tight end and tied for the team lead with seven receptions for 68 yards. In the second quarter, his first reception of the game (six yards) gave him his 250th career NFL reception. Extended the Titans' first touchdown drive with a 19-yard reception on third-and-13 in the second stanza. Walker passed the 3,000-yard receiving mark for his career with the catch. Kept the Titans' final touchdown drive alive with a 13-yard catch on third-and-10 in the fourth quarter.
- Against Buffalo (10/11), started at tight end and tied for the team lead with four receptions for 36 yards. Helped set up the Titans' touchdown with a 16-yard reception down to the Bills' one-yard line in the third quarter.
- Against Miami (10/18), played as a reserve at tight end and led the team with eight receptions and 97 receiving yards.
- Against Atlanta (10/25), started at tight end and led the team with seven catches and 55 receiving yards. With an eight-yard reception in the third quarter, became the fifth tight end in franchise history to reach 150 catches with the club.
- At Houston (11/1), played as a reserve at tight end and led the team with six receptions and 62 receiving yards. Extended the Titans' opening scoring drive with a six-yard reception on third-and-one in the first quarter.
- At New Orleans (11/8), played as a reserve at tight end and led the team with seven receptions, 95 receiving yards and two touchdowns. Cut the Saints' lead to 14-10 by hauling in a deflected pass from Marcus Mariota and racing 61 yards for a touchdown with a minute left to play in the opening stanza. Got open in the back of the end zone and hauled in a two-yard touchdown pass with 8:08 remaining in the second quarter. Snared a two-point conversion to even the score at 28-28 with 7:06 left to play in the fourth quarter.
- Against Carolina (11/15), started at tight end and led the team with 52 receiving yards on three receptions. Extended the Titans' first touchdown drive with a 21-yard catch on third-and-12 in the first quarter.
- At Jacksonville (11/19), started at tight end and led the team with eight receptions and 109 receiving yards.
- Against Oakland (11/29), started at tight end and led the team with six receptions and 91 receiving yards. Kickstarted the Titans' first touchdown drive with a 36-yard grab in the first quarter, which also was the 300th reception of his 10-year career.
- Against Jacksonville (12/6), played as a reserve at tight end and led the team with eight catches for 92 yards with a touchdown. Extended the Titans' second touchdown drive with a 29-yard reception on third-and-seven in the second quarter. Increased the Titans' lead to 14-6 with a seven-yard touchdown catch on third-and-seven in the second stanza.
- At N.Y. Jets (12/13), started at tight end and led the team with seven receptions and 71 receiving yards. In the fourth quarter, recorded his fourth reception of the game and on the catch—his 71st of the season—he broke Frank Wycheck's franchise record for the most receptions in a season by a tight end.
- At New England (12/20), started at tight end and caught two passes for 64 yards with two touchdowns. Hauled in a seven-yard touchdown pass from Zach Mettenberger with 10:05 left to play in the third quarter. Collected his second touchdown of the afternoon with a 57-yard catch-and-run rumble down the right sideline with 6:52 left to play in the fourth quarter. On a 57-yard touchdown reception, broke his own franchise record for the most receiving yards in a season by a tight end.
- Against Houston (12/27), played as a reserve at tight end and led the team with nine catches for 59 yards. In the first quarter, caught his 200th reception as a member of the Titans.
- At Indianapolis (1/3), started at tight end and led the team with nine catches and 94 receiving yards. Rushed once for 36 yards. With a 13-yard catch in the first quarter, became the first tight end in franchise history to reach 1,000 receiving yards in a season. Extended the Titans' second touchdown drive with a 17-yard catch on third-and-seven in the second quarter. On the next play, took a handoff on a reverse and scampered for 36 yards down the right sideline in the second stanza. Extended the Titans' scoring drive in the third quarter with an 11-yard reception on third-and-one. Kept the Titans' fourth-quarter touchdown drive alive with a nine-yard catch on third-and-four.

2014 (15/14 - Tennessee): Played in 15 games with 14 starts at tight end and led the team with a career-high 63 receptions. Led the team and ranked second among AFC tight ends with a career-best 890 receiving yards, which is a franchise single-season record for tight ends. Ranked second on the team with four receiving touchdowns. Was inactive for one contest. Led or tied for the team lead in receptions five times in 2014 (vs. DAL, at IND, vs. HOU, at PHI, vs. IND). Led the team in receiving yards five times in 2014 (vs. DAL, at CIN, at IND, at PHI, vs. IND). Tied a career-high with 10 receptions against Dallas (9/14/14). Set a career-best with 155 receiving yards at Philadelphia (11/23/14). Posted two 100-yard receiving performances (vs. DAL, at PHI). With a 12-yard catch in the second quarter at Cincinnati (9/21/14), reached 200 career receptions.

- At Kansas City (9/7), hauled in three receptions for 37 yards with a touchdown. Gave the Titans a 7-3 lead with a leaping five-yard touchdown grab in the back of the end zone with 3:31 left to play in the second quarter.
- Against Dallas (9/14), led the team with a then-career-best 142 receiving yards, while tying a career-high with a team-high 10 receptions and a touchdown. In addition to setting a then-career high, Walker's 142 receiving yards qualified as the third-highest total in franchise history by a tight end. Cut the Cowboys' lead to 16-10 with a career-long 61-yard touchdown catch-and-run on third-and-three with 7:45 remaining in the third quarter.
- At Cincinnati (9/21), led the team with 54 receiving yards on four catches. With a 12-yard catch in the second quarter, reached 200 career receptions.
- At Indianapolis (9/28), tied for the team lead with five receptions for a team-best 84 receiving yards and a touchdown. Kickstarted the Titans' first scoring drive with a 31-yard reception in the second quarter. Cut the Colts lead to 20-10 with an acrobatic seven-yard touchdown reception in the back of the end zone with 17 seconds left to play in the first half.
- Against Jacksonville (10/12), snared three receptions for 57 yards. Extended the Titans' first scoring drive with an 18-yard grab on third-and-one in the first stanza. Kickstarted the Titans' touchdown drive with a 37-yard grab in the second quarter.
- Against Houston (10/26), tied for the team lead with four receptions for 37 yards with a touchdown. Got the Titans in the end zone with a six-yard touchdown catch with 2:12 left to play in the third quarter.
- At Baltimore (11/9), hauled in three receptions for 37 yards before leaving the game in the second quarter with an injury. Converted two third downs with a 15-yard reception on third-and-nine and a 17-yard grab on third-and-seven during the opening drive of the game.
- Against Pittsburgh (11/17), was inactive.
- At Philadelphia (11/23), led the team with five receptions for a career-high 155 receiving yards which is the second-highest receiving yardage total by a tight end in franchise history. Set up the Titans second touchdown with a 68-yard catch-and-run reception in the second stanza. Extended the Titans' third scoring drive with a 21-yard reception on third-and-two in the second quarter. Kickstarted the Titans' final touchdown drive with a 27-yard catch down to the Eagles' 10-yard line in the final quarter.
- Against N.Y. Jets (12/14), collected four receptions for 93 yards and in the process set a new single-season franchise record for receiving yards by a tight end.
- Against Indianapolis (12/28), started at tight end and led the team with seven receptions and 43 receiving yards.

2013 (15/11 - Tennessee): Played in 15 games with 11 starts in his first season with the Titans and led the team with a career-high six receiving touchdowns. Ranked second on the team with a career-high 60 receptions and third on the squad with 571 receiving yards. Became just the second franchise tight end (Frank Wycheck) to amass 60 receptions in a season. Led the team in receptions once in 2013 (vs. IND). Led the team in receiving yards once in 2013 (vs. IND). Set career-highs with 10 receptions and 91 receiving yards against Indianapolis (11/14/13). Went over the 2,000-yard career receiving mark at Jacksonville (12/22/13).

- At Pittsburgh (9/8), made his Titans debut and caught three passes for 40 yards. Extended the Titans' second scoring drive with a 25-yard reception on third-and-15 in the third quarter. Drew a 24-yard pass interference penalty deep in Steelers' territory in the fourth quarter.
- At Houston (9/15), gave the Titans a 17-16 lead with a 10-yard touchdown pass from Jake Locker with 6:37 left to play in the fourth quarter.
- Against San Diego (9/22), made his first start in a Titans uniform and caught five passes for 49 yards. Helped block for Titans' rushers to gain 170 yards on the ground. Kickstarted the Titans' initial touchdown drive with a 17-yard grab in the second quarter.

- Against N.Y. Jets (9/29), got the Titans on the scoreboard with a one-yard touchdown reception on third-and-goal with 11:57 left to play in the first quarter.
- Against San Francisco (10/20), caught three passes for 52 yards with a touchdown. Snared a 26-yard touchdown pass with 3:17 left to play in the fourth quarter.
- Against Jacksonville (11/10), snared four receptions for 62 yards with a touchdown. Extended the Titans' final touchdown drive with a 33-yard grab on third-and-10 late in the fourth quarter. Got open in the end zone for a 14-yard touchdown with 40 seconds remaining in the game.
- Against Indianapolis (11/14), led the team with career-highs in receptions (10) and receiving yards (91), while adding a touchdown catch. Extended the Titans' initial touchdown drive with a 12-yard grab on third-and-one in the opening stanza. Kept the Titans' second touchdown drive alive with a 14-yard catch on third-and-seven in the first quarter. Converted a third-and-nine with an 18-yard reception during the Titans' scoring drive early in the final stanza. Got open and hauled in a 19-yard touchdown pass with 1:54 left to play in the game.
- At Indianapolis (12/1), snared one reception for five yards before leaving the game in the first quarter with an injury.
- Against Arizona (12/15), snared eight catches for 53 yards with a touchdown. Helped set up the Titans' first touchdown with a 22-yard reception to the Cardinals' 33-yard line in the first quarter. Made the score 17-13 with a one-yard touchdown catch on a play-action fake with 6:16 left to play in the third quarter.

2012 (16/4, 3/1 - San Francisco): Appeared in all 16 games with four starts and compiled 21 receptions. Set a single-season career-high with 344 receiving yards and tied a career best with three receiving touchdowns. Appeared in all three postseason contests with a start and posted five receptions for 85 yards. Tallied four special teams tackles in the postseason, tying for the team lead (Michael Wilhoite).

- Against Seattle (10/18), hauled in his first touchdown of the season and the sixth of his career on an 11-yard pass from Alex Smith.
- At New England (12/16), recorded two receptions for 34 yards and a touchdown from Colin Kaepernick. Walker also recovered the Patriots onside kick attempt late in the fourth quarter to seal the victory.
- At Seattle (12/23), caught an 18-yard touchdown pass from Colin Kaepernick in the fourth quarter, giving him three receiving touchdowns in 2012, tying a career high (3 - 2011). He finished the game with four receptions for 54 yards.
- Against Baltimore (2/3), led the team with three special teams tackles in Super Bowl XLVII.

2011 (15/7, 1/1 - San Francisco): Appeared in 15 games with seven starts and caught 19 passes for 198 yards with three touchdowns. Started the playoff contest and caught two passes for 36 yards, including a long reception of 29 yards.

- Against Seattle (9/11), led team with three special teams tackles.
- Against Dallas (9/18), hauled in a 29-yard touchdown pass to record his third career score and first since at Carolina (12/2/07).
- Against Tampa Bay (10/9), recorded his second touchdown of the season with a 26-yard touchdown catch on the 49ers opening drive, marking the first time in his career that he had multiple touchdowns in a season.
- At Detroit (10/16), caught a game-winning six-yard touchdown pass on fourth down with 1:51 left from Alex Smith for the 25-19 victory over the previously unbeaten Lions.
- Against N.Y. Giants (11/13), recovered the onside kick by David Akers in the second quarter. Tied his career high with six receptions for 69 yards.

2010 (14/8 - San Francisco): Saw action in 14 games with eight starts and tallied a career-best 29 receptions for 331 yards.

- Against Denver (10/31), registered a career-high 85 receiving yards on five receptions, including a 38-yard catch to the one-yard line to set up the 49ers first touchdown.
- Against St. Louis (11/14), hauled in four receptions for 80 yards, marking the first time he posted 80 receiving yards in back-to-back games.

2009 (16/8 - San Francisco): Played in all 16 games with eight starts and caught 21 passes for 233 yards. Carried the ball three times for 34 yards. Ranked tied for third on the team with a career-high 20 special teams tackles.

- Against Jacksonville (11/29), registered a season-high four receptions for

52 yards, including two catches for more than 20 yards.

2008 (15/2 - San Francisco): Played in 15 games with two starts and hauled in 10 catches for 155 yards and a touchdown.

- Against New England (10/5), started his first game of season and caught one pass for eight yards.
- Against Philadelphia (10/12), filled in at fullback when Zak Keasey (bicep) left the game in the second quarter.
- Against Seattle (10/26), hauled in a career-long 53-yard catch from J.T. O'Sullivan in the first quarter to set up the 49ers first score of game. Left the game in second quarter with an elbow injury and did not return.
- At Dallas (11/23), returned five kickoffs for 112 yards after kick returner Allen Rossum left game with an ankle injury.

2007 (16/10 - San Francisco): Saw action 16 games with 10 starts and posted 21 receptions for 174 yards and one touchdown. Also recovered two onside kicks on special teams.

- At Pittsburgh (9/23), made first start of season and caught three passes for 19 yards, while returning three kickoffs for 63 yds.
- At Carolina (12/2), recorded his first career touchdown on a 21-yard pass from Trent Dilfer.
- Against Minnesota (12/9), established then career-highs with six catches for 66 yards.

2006 (7/1 - San Francisco): Appeared in seven games as a rookie and registered two catches for 30 yards. Returned one kickoff for 25 yards. Injured shoulder early in training camp and missed first month of season.

- Against Oakland (10/8), played first career game and recorded his first NFL touch when he returned a kickoff 25 yds.
- At New Orleans (12/3), made first career start in a two-tight end set and saw extended playing time due to a knee injury suffered by Eric Johnson.

COLLEGE:

- Attended Central Missouri State, where he played 20 games and finished his college career tied with Anthony Simpson (1994-95) for eighth on school's career-record list with 113 receptions.
- Upon leaving UCM, his 1,347 receiving yards ranked 11th in school history, while his 965 yards on kickoff returns ranked seventh and 2,578 all-purpose yards ranked ninth.
- His two kickoff returns for touchdowns in 2004 tied a school season-record first set by Walter Rhome in 1971, and his three kickoff returns for scores tied CMSU's all-time record also held by Rhome (1969-72).
- Spent his first two seasons (2002-03) at Mt. San Antonio (Calif.) Community College and appeared in 19 games.
- Caught 199 total passes for 2,659 yds. and 23 touchdowns in 39 contests during his collegiate career.
- Majored in video production, with a minor in criminal justice at Central Missouri.

PERSONAL:

- Attended Pomona (Calif.) High School, where he was a first-team All-Region selection by *The Los Angeles Times*, adding all-division and All-San Gabriel Valley honors as a senior.
- Twice chosen Miramonte League Offensive Player of the Year and was selected as the 2001 Pomona Red Devil of the Year.
- Has a son, Delanie Jr., who lives with his mom.
- Follow Walker on Twitter at @Delaniewalker82 and on Instagram at DelanieWalker82.
- Born Delanie Walker on Aug. 12, 1984 in Pomona, Calif.

DELANIE WALKER'S GAME-BY-GAME

2006 San Francisco 49ers

Date	Opp.	W/L	P/S	RECEIVING					TD
				No	Yds	Avg	Lg		
Sept 10	@ Ari	L	IA						
Sept 17	StL	W	IA						
Sept 24	Phi	L	IA						
Oct 1	@ KC	L	DNP						
Oct 8	Oak	W	p	0	0	0.0	0	0	0
Oct 15	SD	L	p	0	0	0.0	0	0	0
Oct 29	@ Chi	L	p	0	0	0.0	0	0	0
Nov 5	Min	W	p	0	0	0.0	0	0	0
Nov 12	@ Det	W	p	0	0	0.0	0	0	0
Nov 19	Sea	W	IA						
Nov 26	@ StL	L	IA						
Dec 3	@ NO	L	S	0	0	0.0	0	0	0
Dec 10	GB	L	p	2	30	15.0	29	0	0
Dec 14	@ Sea	W	DNP						
Dec 24	Ari	L	IA						
Dec 31	@ Den	W	IA						
Totals		7-9	7/1	2	30	15.0	29	0	

2007 San Francisco 49ers

Date	Opp.	W/L	P/S	RECEIVING					TD
				No	Yds	Avg	Lg		
Sept 10	Ari	W	p	0	0	0.0	0	0	0
Sept 16	@ StL	W	p	0	0	0.0	0	0	0
Sept 23	@ Pit	L	S	3	19	6.3	13	0	0
Sept 30	Sea	L	S	1	7	7.0	7	0	0
Oct 7	Bal	L	S	0	0	0.0	0	0	0
Oct 21	@ NYG	L	S	1	4	4.0	4	0	0
Oct 28	NO	L	S	1	0	0.0	0	0	0
Nov 4	@ Atl	L	p	0	0	0.0	0	0	0
Nov 12	@ Sea	L	p	1	2	2.0	2	0	0
Nov 18	StL	L	S	0	0	0.0	0	0	0
Nov 25	@ Ari	W	S	1	5	5.0	5	0	0
Dec 2	@ Car	L	p	1	21	21.0	21	1	0
Dec 9	Min	L	S	6	66	10.8	26	0	0
Dec 15	Cin	W	S	2	13	6.5	7	0	0
Dec 23	TB	W	p	2	23	11.5	14	0	0
Dec 30	@ Cle	L	S	2	14	7.0	10	0	0
Totals		5-11	16/10	21	174	8.3	26	1	

2008 San Francisco 49ers

Date	Opp.	W/L	P/S	RECEIVING					TD
				No	Yds	Avg	Lg		
Sept 7	Ari	W	p	0	0	0.0	0	0	0
Sept 14	@ Sea	W	p	3	44	14.7	24t	1	0
Sept 21	Det	L	p	1	21	21.0	21	0	0
Sept 28	@ NO	L	p	1	8	8.0	8	0	0
Oct 5	NE	L	S	0	0	0.0	0	0	0
Oct 12	Phi	L	S	0	0	0.0	0	0	0
Oct 19	@ NYG	L	p	2	53	26.5	53	0	0
Oct 26	Sea	L	p	1	4	4.0	4	0	0
Nov 10	@ Ari	W	IA						
Nov 16	StL	L	p	0	0	0.0	0	0	0
Nov 24	@ Dal	W	p	0	0	0.0	0	0	0
Nov 31	@ Buf	W	p	1	15	15.0	15	0	0
Dec 7	NYJ	L	p	1	10	10.0	10	0	0
Dec 14	@ Mia	W	p	0	0	0.0	0	0	0
Dec 21	@ StL	W	p	0	0	0.0	0	0	0
Dec 28	Was	W	p	0	0	0.0	0	0	0
Totals		8-8	15/2	10	155	15.5	53	1	

2009 San Francisco 49ers

Date	Opp.	W/L	P/S	RECEIVING					TD
				No	Yds	Avg	Lg		
Sept 13	@ Ari	W	p	1	17	0.0	0	0	0
Sept 20	Sea	W	p	0	0	0.0	0	0	0
Sept 27	@ Min	L	p	0	0	0.0	0	0	0
Oct 4	StL	W	S	1	10	10.0	10	0	0
Oct 11	Atl	L	S	1	39	39.0	39	0	0
Oct 25	@ Hou	L	p	1	2	2.0	2	0	0
Nov 1	@ Ind	L	S	0	0	0.0	0	0	0
Nov 8	Ten	L	S	1	13	13.0	13	0	0
Nov 12	Chi	W	p	0	0	0.0	0	0	0
Nov 22	@ GB	L	p	0	0	0.0	0	0	0

Nov 29	Jax	W	S	4	52	0.0	22	0	
Dec 6	@ Sea	L	S	3	28	9.3	18	0	
Dec 14	Ari	W	S	1	2	2.0	2	0	
Dec 20	@ Phi	L	S	3	28	9.3	13	0	
Dec 27	Det	W	p	3	36	12.0	22	0	
Jan 3	@ StL	W	p	2	6	3.0	5	0	
Totals		8-8	16/8	21	233	11.1	39	0	

2010 San Francisco 49ers

Date	Opp.	W/L	P/S	RECEIVING					TD
				No	Yds	Avg	Lg		
Sept 12	@ Sea	L	S	3	27	9.0	14	0	0
Sept 20	NO	L	p	2	26	13.0	22	0	0
Sept 26	@ KC	L	p	1	6	6.0	6	0	0
Oct 3	@ Atl	L	p	1	6	6.0	6	0	0
Oct 10	Phi	L	IA						
Oct 17	Oak	W	IA						
Oct 24	@ Car	L	p	0	0	0.0	0	0	0
Oct 31	Den	W	S	5	85	17.0	38	0	0
Nov 14	StL	W	S	4	80	20.0	36	0	0
Nov 21	TB	L	p	3	27	9.0	14	0	0
Nov 29	@ Ari	W	S	0	0	0.0	0	0	0
Dec 5	@ GB	L	S	2	19	9.5	15	0	0
Dec 12	Sea	W	S	1	7	7.0	7	0	0
Dec 16	@ SD	L	p	3	14	4.7	6	0	0
Dec 26	@ StL	L	S	3	17	5.7	7	0	0
Jan 2	Ari	W	S	1	17	17.0	17	0	0
Totals		6-10	14/8	29	331	11.4	38	0	

2011 San Francisco 49ers

Date	Opp.	W/L	P/S	RECEIVING					TD
				No	Yds	Avg	Lg		
Sept 11	Sea	W	S	1	-1	-1.0	-1	0	0
Sept 18	Dal	L	p	2	38	19.0	29t	1	0
Sept 25	@ Cin	W	p	1	9	9.0	9	0	0
Oct 2	@ Phi	W	p	3	20	6.7	11	0	0
Oct 9	TB	W	S	2	37	18.5	26t	1	0
Oct 16	@ Det	W	p	2	11	5.5	6t	1	0
Oct 30	Cle	W	p	0	0	0.0	0	0	0
Nov 6	@ Was	W	S	2	15	7.5	10	0	0
Nov 13	NYG	W	S	6	69	11.5	19	0	0
Nov 20	Ari	W	p	0	0	0.0	0	0	0
Nov 24	@ Bal	L	S	0	0	0.0	0	0	0
Dec 4	StL	W	p	0	0	0.0	0	0	0
Dec 11	@ Ari	L	p	0	0	0.0	0	0	0
Dec 19	Pit	W	S	0	0	0.0	0	0	0
Dec 24	@ Sea	W	S	0	0	0.0	0	0	0
Jan 1	@ StL	W	IA						
Totals			15/7	19	198	10.4	29t	3	
Playoffs									
Jan 14	NO	W	IA						
Jan 22	NYG	L	S	2	36	18.0	29	0	0
Totals			1/1	2	36	18.0	29	0	

2012 San Francisco 49ers

Date	Opp.	W/L	P/S	RECEIVING					TD
				No	Yds	Avg	Lg		
Sept 9	@ GB	W	p	0	0	0.0	0	0	0
Sept 16	Det	W	p	1	7	7.0	7	0	0
Sept 23	@ Min	L	p	1	1	1.0	1	0	0
Sept 30	@ NYJ	W	S	2	31	15.5	25	0	0
Oct 7	Buf	W	p	0	0	0.0	0	0	0
Oct 14	NYG	L	p	0	0	0.0	0	0	0
Oct 18	Sea	W	S	1	12	12.0	12	1	0
Oct 29	@ Ari	W	p	2	38	19.0	23	0	0
Nov 11	StL	T	p	0	0	0.0	0	0	0
Nov 19	Chi	W	p	1	9	9.0	9	0	0
Nov 25	@ NO	W	p	3	81	27.0	45	0	0
Dec 2	@ StL	L	p	1	7	7.0	7	0	0
Dec 9	Mia	W	S	1	20	20.0	20	0	0
Dec 16	@ NE	W	p	2	34	17.0	34t	1	0
Dec 23	@ Sea	L	p	4	54	13.5	23	1	0
Dec 30	Ari	W	S	2	50	25.0	27	0	0
Totals		11-4-1	16/4	21	344	16.4	45	3	

DELANIE WALKER'S GAME-BY-GAME CONT.

Playoffs

Jan 12		GB	W	p	1	17	17.0	17	0
Jan 20	@	Atl	W	p	1	20	20.0	20	0
Feb 3		Bal	L	S	3	48	16.0	28	0
Totals			2-1	3/1	5	85	17.0	28	0

2013 Tennessee Titans

RECEIVING									
Date	Opp.	W/L	P/S	No	Yds	Avg	Lg	TD	
Sept 8	@ Pit	W	p	3	40	13.3	25	0	
Sept 15	@ Hou	L	p	1	10	10.0	10t	1	
Sept 22	SD	W	S	5	49	9.8	17	0	
Sept 29	NYJ	W	p	3	14	4.7	7	1	
Oct 6	KC	L	S	4	43	10.8	15	0	
Oct 13	@ Sea	L	S	4	29	7.3	11	0	
Oct 20	SF	L	S	3	52	17.3	26t	1	
Nov 3	@ StL	W	p	2	13	6.5	8	0	
Nov 10	Jax	L	S	4	62	15.5	33	1	
Nov 14	Ind	L	S	10	91	9.1	19t	1	
Nov 24	@ Oak	W	S	5	46	9.2	14	0	
Dec 1	@ Ind	L	S	1	5	5.0	5	0	
Dec 8	@ Den	L	IA						
Dec 15	Ari	L	S	8	53	6.6	22	1	
Dec 22	@ Jax	W	S	4	35	8.8	11	0	
Dec 29	Hou	W	S	3	29	9.7	11	0	
Totals		7-9	15/11	60	571	9.5	33	6	

2014 Tennessee Titans

RECEIVING									
Date	Opp.	W/L	P/S	No	Yds	Avg	Lg	TD	
Sept 7	@ KC	W	S	3	37	12.3	17	1	
Sept 14	Dal	L	S	10	142	14.2	61t	1	
Sept 21	@ Cin	L	S	4	54	13.5	23	0	
Sept 28	@ Ind	L	S	5	84	16.8	31	1	
Oct 5	Cle	L	S	4	47	11.8	21	0	
Oct 12	Jax	W	S	3	57	19.0	37	0	
Oct 19	@ Was	L	S	2	17	8.5	12	0	
Oct 26	Hou	L	p	4	37	9.3	15	1	
Nov 9	@ Bal	L	S	3	37	12.3	17	0	
Nov 17	Pit	L	IA						

Nov 23	@	Phi	L	S	5	155	31.0	68	0
Nov 30	@	Hou	L	S	1	6	6.0	6	0
Dec 7		NYG	L	S	4	27	6.8	12	0
Dec 14		NYJ	L	S	4	93	23.3	33	0
Dec 18	@	Jax	L	S	4	54	13.5	21	0
Dec 28		Ind	L	S	7	43	6.1	10	0
Totals			2-14	15/14	63	890	14.1	68	4

2015 Tennessee Titans

RECEIVING									
Date	Opp.	W/L	P/S	No	Yds	Avg	Lg	TD	
Sept 13	@ TB	W	S	3	43	14.3	22	1	
Sept 20	@ Cle	L	IA						
Sept 27	Ind	L	S	7	68	9.7	19	0	
Oct 11	Buf	L	S	4	36	9.0	16	0	
Oct 18	Mia	L	p	8	97	12.1	25	0	
Oct 25	Atl	L	S	7	55	7.9	12	0	
Nov 1	@ Hou	L	p	6	62	10.3	15	0	
Nov 8	@ NO	W	p	7	95	13.6	61t	2	
Nov 15	Car	L	S	3	52	17.3	21	0	
Nov 19	@ Jax	L	S	8	109	13.6	29	0	
Nov 29	Oak	L	S	6	91	15.2	36	0	
Dec 6	Jax	W	p	8	92	11.5	29	1	
Dec 13	@ NYJ	L	S	7	71	10.1	16	0	
Dec 20	@ NE	L	S	2	64	32.0	57t	2	
Dec 27	Hou	L	p	9	59	6.6	21	0	
Jan 3	@ Ind	L	S	9	94	10.4	29	0	
Totals			3-13	15/10	94	1,088	11.6	61t	6

DELANIE WALKER'S NFL STATISTICS

REGULAR SEASON

				RECEIVING					RUSHING				
Year	Team	GP	GS	No	Yds	Avg	Lg	TD	Att	Yds	Avg	Lg	TD
2006	San Francisco	7	1	2	30	15.0	29	0	0	0	-	0	0
2007	San Francisco	16	10	21	174	8.3	26	1	0	0	-	0	0
2008	San Francisco	15	2	10	155	15.5	53	1	2	-13	-6.5	-3	0
2009	San Francisco	16	8	21	233	11.1	39	0	3	34	11.3	16	0
2010	San Francisco	14	8	29	331	11.4	38	0	3	18	6.0	10	0
2011	San Francisco	15	7	19	198	10.4	29t	3	3	5	1.7	14	0
2012	San Francisco	16	4	21	344	16.4	45	3	0	0	-	0	0
2013	Tennessee	15	11	60	571	9.5	33	6	0	0	-	0	0
2014	Tennessee	15	14	63	890	14.1	68	4	0	0	-	0	0
2015	Tennessee	15	10	94	1,088	11.6	61t	6	1	36	36.0	36	0
NFL Totals		144	75	340	4,014	11.8	68	24	12	80	6.7	36	0

REGULAR SEASON

REGULAR SEASON		KICKOFF RETURNS					PUNT RETURNS					
Year	Team	No	Yds	Avg	Lg	TD	No	FC	Yds	Avg	Lg	TD
2006	San Francisco	1	25	25.0	25	0	0	0	0	-	-	0
2007	San Francisco	3	63	21.0	30	0	0	0	0	-	-	0
2008	San Francisco	13	257	19.8	35	0	0	0	0	-	-	0
2009	San Francisco	5	85	17.0	25	0	0	0	0	-	-	0
2010	San Francisco	5	70	14.0	20	0	0	0	0	-	-	0
2012	San Francisco	4	28	7.0	18	0	0	0	0	-	-	0
NFL Totals		31	528	17.0	35	0	0	0	0	-	-	0

POSTSEASON

				RECEIVING					RUSHING				
Year	Team	GP	GS	No	Yds	Avg	Lg	TD	Att	Yds	Avg	Lg	TD
2011	San Francisco	1	1	2	36	18.0	29	0	0	0	-	0	0
2012	San Francisco	3	1	5	85	17.0	28	0	0	0	-	0	0
NFL Totals		4	2	7	121	17.3	29	0	0	0	-	0	0

Single-Game Highs

Receptions - 10 (Twice, last vs. Dallas 9/14/14)
 Receiving Yards - 155 at Philadelphia (11/23/14)
 Long Reception - 68 at Philadelphia (11/23/14)
 Touchdowns - **2 (Twice, last at New England 12/20/15)**
 Kickoff Returns - 5 at Dallas (11/23/08)
 Kickoff Return Yards - 112 at Dallas (11/23/08)
 Long Kickoff Return - 35 at Dallas (11/23/08)

Playoff Single-Game Highs

Receptions - 3 vs. San Francisco (2/3/13)
 Receiving Yards - 48 vs. San Francisco (2/3/13)
 Long Reception - 29 vs. N.Y. Giants (1/22/12)

Additional Statistics

Special Teams Tackles - 2 (2007), 15 (2008), 20 (2009), 13 (2010), 8 (2011), 3 (2012)
 Misc. Tackles - 2 (2013), 1 (2014), 3 (2015)
 Onside Kick Recoveries - 2 (2007), 1 (2011), 1 (2012)
 Fumble Recovery - 1 (2013), 3 (2014)

70



CHANCE WARMACK

GUARD • 6'2" • 323 lbs • COLLEGE: ALABAMA

ACQUIRED: 1ST ROUND - 2013 • NFL EXP. (NFL/TITANS): 3/3

HOMETOWN: ATLANTA, GA.

GAMES PLAYED/GAMES STARTED: 46/46 (PLAYOFFS: 0/0)



PRO: With the 10th overall selection in the 2013 NFL Draft, the Titans selected former Alabama guard Chance Warmack. The 6-foot-2-inch, 323-pound lineman possesses an impressive list of attributes and accomplishments, beginning with his positive, workmanlike attitude and his commitment to the game. Regarded as a colorful character in the locker room, on the field he reveals a nasty and aggressive demeanor. The three-time national champion as a member of the Crimson Tide built a reputation as smart and instinctive and a rare blend of power and athleticism at the guard position. He started his final three seasons at Alabama at left guard, but he immediately became a 16-game starter at right guard in his first two seasons with the Titans. Warmack became the first offensive lineman selected by the Titans/Oilers in the first round since tackle Brad Hopkins (13th overall) in 1993 and the first guard selected by the club in the first round since Bruce Matthews (ninth overall) in 1983.

CAREER HIGHLIGHTS:

- With starts in all 16 games at right guard in 2013, Warmack became the first Titans rookie since Michael Roos in 2005 to start every game as a rookie offensive lineman.
- During his time at Alabama, the Crimson Tide won three BCS National Championships, taking the title during his freshman (2009), junior (2011) and senior (2012) seasons.
- Warmack started the final 40 games of his college career at left guard, including all 14 contests as a senior in 2012.
- In the final game of his college career, Warmack turned in a dominating performance against the Notre Dame defense in a 42-14 win. The Crimson Tide offense accumulated 529 yards and did not allow a sack en route to the BCS National Championship victory.

TITANS TIDBITS:

- At Alabama, Warmack developed the custom of rolling up his jersey to just under the numbers as a way to stay cooler. Soon, the fad became known as "Warmacking," and fans began posting photos on social media of their exposed bellies. He highlights the best fan photos on social media with what he calls "Warmackin Wednesdays."
- Warmack spent time training prior to the 2013 NFL Draft with the Titans' eventual fourth-round pick, center Brian Schwenke.
- Warmack attended Westlake High School in Atlanta, Ga., where he was a teammate during his freshman and sophomore years with current Carolina Panthers quarterback Cam Newton.
- Warmack's brother, Dallas, is a freshman offensive line prospect that is following in Chance's footsteps at the University of Alabama.

CAREER TRANSACTIONS:

- Raised in Atlanta, Ga., Warmack was selected by the Titans in the first round (10th overall) of the 2013 NFL Draft.

SEASON RECAPS:

2015 (14/14): Started 14 games at right guard. Was inactive for two contests.

- At Tampa Bay (9/13), started at right guard and was a member of an offensive front that opened holes for Titans rushers to gain 124 yards on the ground.
- At Cleveland (9/20), started at right guard but left the game early in the second quarter with a knee injury.
- Against Indianapolis (9/27), was inactive.
- Against Buffalo (10/11), was inactive.

- Against Miami (10/18), started at right guard.
- Against Atlanta (10/25), started at right guard.
- At Houston (11/1), started at right guard.
- At New Orleans (11/8), started at right guard and was a member of an offensive line that did not allow a sack on 39 pass attempts and allowed Marcus Mariota to throw for 371 yards and four touchdowns.
- Against Carolina (11/15), started at right guard.
- At Jacksonville (11/19), started at right guard.
- Against Oakland (11/29), started at right guard.
- Against Jacksonville (12/6), started at right guard and helped block for a Titans' offense that amassed 467 total yards.
- At N.Y. Jets (12/13), started at right guard.
- At New England (12/20), started at right guard.
- Against Houston (12/27), started at right guard.
- At Indianapolis (1/3), started at right guard.

2014 (16/16): Started all 16 games at right guard for the second consecutive season.

- At Kansas City (9/7), started at right guard and helped open holes for Titans' rushers to gain 162 yards on the ground.
- At Cincinnati (9/21), started at right guard and helped block for Titans' rushers to gain 149 yards on 28 carries (5.3 avg.).
- Against Cleveland (10/5), started at right guard and helped the Titans' offense amass 410 total yards.
- Against Pittsburgh (11/17), started at right guard and was a part of an offensive front that did not allow a sack on 24 pass attempts.
- Against Indianapolis (12/28), started at right guard and helped open holes for Titans' rushers to gain 142 yards on just 24 carries (5.9 avg.).

2013 (16/16): Started all 16 games at right guard in his rookie campaign.

- At Pittsburgh (9/8), made his first career NFL start at right guard and helped open holes for Titans' rushers to gain 112 yards on the ground.
- Against San Diego (9/22), helped block for an offense that amassed 452 total yards, including 170 on the ground. Recovered a Jake Locker fumble in the fourth quarter allowing the Titans to kick a field goal two plays later.
- Against N.Y. Jets (9/29), blocked for the Titans' offense that amassed 322 total yards and four touchdowns.
- At St. Louis (11/3), blocked for Titans' ball carriers to gain 198 rushing yards on 35 carries (5.7 avg.).
- Against Jacksonville (11/10), was part of an offensive front that allowed just one sack on 42 pass attempts.
- Against Arizona (12/15), helped protect Ryan Fitzpatrick allowing him to throw for a career-high 402 yards.
- At Jacksonville (12/22), helped open holes for Titans ball carriers to accumulate 182 yards on the ground.

COLLEGE:

- In a four-year career at Alabama, appeared in 45 games, including starts in his final 40 contests—every game his sophomore, junior and senior seasons—at left offensive guard. Appeared in his first five college games as a reserve right guard. The three-time national champion was credited with 49 touchdown-resulting blocks while clearing lanes for individual ball carriers to record 25 100-yard performances during his time in the starting lineup. Also totaled 316 key blocks/knockdowns for the Tide.
- As a senior (2012), was a unanimous first-team All-American selection while helping Alabama to a national championship, starting all 14 contests along the way. Added All-SEC first-team accolades, and rated the best interior lineman eligible for the 2013 NFL Draft by The NFL Draft Report. Was penalized twice on 805 offensive plays, pacing a veteran-filled front

wall with 37 pancakes, a total of 128 knockdowns/key blocks and 19 touchdown-resulting blocks. Graded 90 percent or better for blocking consistency in eight games, finishing with a season average of 89.94 percent, the highest grade for any offensive guard in college football in 2012. Blocked for 10 100-yard rushing performances, opening holes for a rushing offense that ranked 16th in the nation (227.5 yards per game), in addition to paving the way for the Tide to generate 445.5 yards per game in total offense.

- As a junior (2011), started all 13 games for the second consecutive season. Named honorable mention All-American by *Pro Football Weekly* and second-team All-SEC by the league coaches. Helped Alabama rank 16th nationally running the football with an average of 214.5 yards per game, while ranking 20th nationally in scoring offense (34.9 points per game) and 31st in total offense (429.6 yards per game). The Tide scored 34 rushing touchdowns on the year. Blocked for 11 100-yard rushers.
- As a sophomore (2010), took over the first-string left guard duties, starting all 13 games. Helped the Crimson Tide rank 22nd nationally in total offense (444.08 yards per game). Anchored an offensive line that provided time for the nation's No. 4 quarterback in passing efficiency. Blocked for five 100-yard rushers.
- As a freshman (2009), saw action in five games at guard as a true freshman.
- Graduated in December 2012 with a degree in communication studies.

PERSONAL:

- Single, splits time between Nashville and Atlanta.
- Attended Westlake (Atlanta, Ga.) High School, where he averaged seven pancake blocks per game as a senior in 2008. Rated by Rivals.com as the No. 20 offensive guard prospect in the country and the No. 29 player in the state of Georgia. Also rated by ESPNU as the No. 16 offensive guard and an All-American in Tom Lemming's Prep Football Report.
- On Twitter: @chancewarmack
- On Instagram: @warmackin
- List of favorites: (movie) "End of Watch"; (TV show) "South Park"; (actor) Kerry Washington; (music artists) Kanye West, Foo Fighters, deadmau5; (school subjects) English, art and history; (car) Ford Expedition; (favorite athlete as a child) Larry Allen; (video game) Devil May Cry; (pro sports team as a child) Chicago Bulls; and (food) all kinds of food "except for potato salad."
- Born Chance S. Warmack in Detroit, Mich., on Sept. 14, 1991.

CHANCE WARMACK'S NFL STATISTICS

REGULAR SEASON

Year	Team	GP	GS
2013	Tennessee	16	16
2014	Tennessee	16	16
2015	Tennessee	14	14
NFL Totals		46	46

Starts Breakdown:

2013 - RG 16; 2014 - RG 16; 2015 - RG 14

Additional Career Statistics

Tackles - 1 (2014), 2 (2015)

Fumble Recovery - 1 (2013)

38



B.W. WEBB

CORNERBACK • 5'11" • 190 lbs • COLLEGE: WILLIAM & MARY
ACQUIRED: FREE AGENT - 2015 • NFL EXP. (NFL/TITANS): 3/1
HOMETOWN: NEWPORT NEWS, VA.
GAMES PLAYED/GAMES STARTED: 35/2 (PLAYOFFS: 1/0)



PRO: B.W. Webb joined the Titans' practice squad at the beginning of the 2015 season to add depth in the secondary. The 5-foot-11-inch, 190-pounder appeared in 26 games in his first two NFL seasons. The William and Mary product entered the league as a fourth-round draft pick of the Dallas Cowboys in 2013 and saw action in 15 games as a rookie. He spent the 2014 campaign with the Pittsburgh Steelers after being claimed off waivers from the Cowboys.

CAREER HIGHLIGHTS:

- As a rookie in 2013, Webb appeared in 15 games for the Cowboys and notched 12 tackles, a pass defended and four special teams tackles.

TITANS TIDBITS:

- Webb has not cut his hair since his true freshman season at William and Mary in 2008.

CAREER TRANSACTIONS:

- The Newport News, Va., native was originally selected by the Dallas Cowboys in the fourth round (114th overall) of the 2013 NFL Draft.
- Released by the Cowboys on Aug. 28, 2014.
- Claimed off waivers by the Pittsburgh Steelers from the Cowboys on Aug. 29, 2014.
- Released by the Steelers on Sept. 5, 2015.
- Signed by the Titans to their practice squad on Sept. 9, 2015.

SEASON RECAPS:

2015 (9/2 - Tennessee): Played in nine games with two starts in his first season with the Titans and registered 22 tackles, an interception and three passes defended. Collected his first career interception at New Orleans (11/8/15). Tied for the team lead in tackles once in 2015 (at NYJ). Tied for the team lead in passes defended twice in 2015 (at NO, at NYJ). Tied for the team lead in tackles for loss once in 2015 (at IND).

- At New Orleans (11/8), made his Titans debut and saw significant action as a reserve at cornerback. Totaled a career-high five tackles and an interception. Collected his first career interception by picking off a Drew Brees pass in the end zone that was intended for Mark Ingram in the third quarter.
- Against Carolina (11/15), saw action as a reserve at cornerback and tallied four tackles.
- At Jacksonville (11/19), played as a reserve on special teams.
- Against Oakland (11/29), played as a reserve at cornerback and on special teams.
- Against Jacksonville (12/6), saw action as a reserve at cornerback and posted a tackle and a pass defended. Broke up a third-and-four pass intended for Allen Robinson during the Jaguars' final drive in the fourth quarter.
- At N.Y. Jets (12/13), started at cornerback and tied for the team lead with a career-high eight tackles and a pass defended.
- At New England (12/20), played as a reserve at cornerback and tallied a tackle.
- Against Houston (12/27), saw action as a reserve at cornerback and on special teams.
- At Indianapolis (1/3), started as the team's nickel back and recorded three tackles, including a stop for loss. Stuffed Donte Moncrief for a two-yard loss on a short pass late in the first quarter.

2014 (11/0, 1/0 - Pittsburgh): Saw action as a reserve in 11 games during the regular season and collected two special team stops. Made his postseason debut against Baltimore in the AFC Wild Card Game. Was

inactive for five games.

2013 (15/0 - Dallas): Saw action as a reserve in 15 games and compiled 12 tackles and a pass defended. Totaled four solo special teams tackles on coverage units. Was inactive for the regular season finale against Philadelphia.

- At New Orleans (11/10), posted three tackles on defense.

COLLEGE:

- Started a school-record 48 games over his four-year career at William & Mary and registered 151 tackles, 7.5 tackles for loss, 11 interceptions, 30 passes defended, one forced fumble and two fumble recoveries. Finished with four career touchdowns (two punt returns and two interception returns).

- As a senior (2012), started all 11 games and finished with 46 tackles, one tackle for loss, eight passes defended, one forced fumble and two fumble recoveries. Was selected to play in the 2013 Senior Bowl as well as participated in the 2013 NFL Draft Combine. Was named first-team All-America by Phil Steele as well as second-team All-America by the Associated Press and The Sports Network. Selected as a ECAC First Team All-Star and chosen as the CAA co-Special Teams Player of the Year. Honored as first-team all-league as a cornerback for the third consecutive season. Also garnered second-team all-conference honors as a punt returner.

- As a junior (2011), started all 11 games and registered 40 tackles, three tackles for loss, two interceptions and five passes defended. Garnered first-team all-conference honors at cornerback for the second consecutive season.

- As a sophomore (2010), started all 12 games and recorded 42 tackles, a half tackle for loss, one interception and six passes defended. Earned All-CAA first team honors as a cornerback and second-team honors as a punt returner.

- As a redshirt freshman (2009), started all 14 games and finished with 23 tackles, three tackles for loss, eight interceptions and 11 passes defended. Named CAA Defensive Rookie of the Year and the ECAC Rookie of the Year. Selected All-CAA second team as a cornerback and third team as a punt returner. His eight interceptions tied for second-most in the nation. His interception total was a freshman school record and tied for third on the school's single-season record list.

- As a freshman (2008), redshirted and did not see any game action.
- Majored in kinesiology and health sciences at William and Mary.

PERSONAL:

- Attended Warwick High School (Newport News, Va.), playing at safety, corner and as the team's return specialist. Registered seven career interceptions, returning two for touchdowns.
- As a senior, averaged 18.2 yards per punt return and had three returns for touchdowns.
- Named first-team All-Peninsula District as a defensive back his senior year and received honorable mention honors as a junior.
- Was also a standout track performer who recorded a career-best time of 6.6 in the 55m dash and also excelled in triple jump and long jump. Named to the All-America Team in track.
- Also lettered in basketball.
- Was President of the Alpha Delta Sigma chapter of Omega Psi Phi Fraternity, Inc.
- Born William Wilson Webb, Jr. on May 3, 1990 in Newport News, Va.

B.W. WEBB'S TITANS GAME-BY-GAME

2015 Tennessee Titans																				Dec 6	Jax	W	p	1	1	0	0.0	0.0	0	0	0	0	0	1	0	0	0	0
Date	Opp	W/L	P/S	Tot	Solo	Asst	Sk	- Yds	QBP	TFL	Int	- Yds	-TD	PD	FF	FR	- Yds	SpT	Dec 13	@ NYJ	L	S	8	7	1	0.0	0.0	0	0	0	0	1	0	0	0	0		
Nov 8	@ NO	W	p	5	5	0	0.0	0.0	0	0	1	0	0	1	0	0	0	0	Dec 20	@ NE	L	p	1	1	0	0.0	0.0	0	0	0	0	0	0	0	0	0		
Nov 15	Car	L	p	4	3	1	0.0	0.0	0	0	0	0	0	0	0	0	0	0	Dec 27	Hou	L	p	0	0	0	0.0	0.0	0	0	0	0	0	0	0	0	0	0	
Nov 19	@ Jax	L	p	0	0	0	0.0	0.0	0	0	0	0	0	0	0	0	0	0	Jan 3	@ Ind	L	S	3	3	0	0.0	0.0	0	1	0	0	0	0	0	0	0	0	
Nov 29	Oak	L	p	0	0	0	0.0	0.0	0	0	0	0	0	0	0	0	0	0	Totals				2-7	9/2	22	20	2	0.0	0.0	0	1	1	0	0	3	0	0	0

B.W. WEBB'S NFL STATISTICS

REGULAR SEASON				TACKLES							INTERCEPTIONS						FUMBLES			
Year	Team	GP	GS	Tot	Solo	Asst	Sk	Yds	QBP	TFL	No	Yds	Lg	TD	PD	FF	FR	Yds	SpT	
2013	Dallas	15	0	12	9	3	0.0	0.0	0	0	0	0	0	0	1	0	0	0	4	
2014	Pittsburgh	11	0	0	0	0	0.0	0.0	0	0	0	0	0	0	0	0	0	0	2	
2015	Tennessee	9	2	22	20	2	0.0	0.0	0	1	1	0	0	0	3	0	0	0	0	
NFL Totals		35	2	34	29	5	0.0	0.0	0	1	1	0	0	0	4	0	0	0	6	

PLAYOFFS				TACKLES							INTERCEPTIONS						FUMBLES			
Year	Team	GP	GS	Tot	Solo	Asst	Sk	Yds	QBP	TFL	No	Yds	Lg	TD	PD	FF	FR	Yds	SpT	
2014	Pittsburgh	1	0	0	0	0	0.0	0.0	0	0	0	0	0	0	0	0	0	0	0	
Playoff Totals		1	0	0	0	0	0.0	0.0	0	0	0	0	0	0	0	0	0	0	0	

Single-Game Highs

Tackles - **8 at N.Y. Jets (12/13/15)**

Interceptions - **1 at New Orleans (11/8/15)**

Passes Defensed - **1 (Three times, last at N.Y. Jets 12/13/15)**

54



AVERY WILLIAMSON

LINEBACKER • 6'1" • 246 lbs • COLLEGE: KENTUCKY

ACQUIRED: 5TH ROUND - 2014 • NFL EXP. (NFL/TITANS): 2/2

HOMETOWN: MILAN, TENN.

GAMES PLAYED/GAMES STARTED: 31/27 (PLAYOFFS: 0/0)



PRO: The Titans used their fifth-round pick in the 2014 NFL Draft on Kentucky linebacker Avery Williamson. The 6-foot-1-inch, 246-pound defender entered the NFL with a reputation as an aggressive, downhill, sure-tackling inside linebacker. Williamson had one of the most productive seasons of any Titans defensive rookie in recent memory. Even though he did not record his first start until Week 5, he produced 107 tackles to rank third on the team in 2014 and record the highest tackle total by a rookie in the "Titans era" (1999–present).

CAREER HIGHLIGHTS:

- As a rookie, Williamson saw action in all 16 games with 12 starts at linebacker and ranked third on the team with 107 tackles. He also tied for third on the squad with three sacks.
- As a senior at Kentucky, Williamson was a team captain and led the squad in tackles for the second consecutive season. His 102 tackles tied for fourth place in the SEC.

TITANS TIDBITS:

- Williamson grew up in the West Tennessee town of Milan, which is approximately a two-hour drive from Nashville. He lists Eddie George, Steve McNair and Jevon Kearse as his favorite Titans as a child.
- One of Williamson's "bucket list" items is to see the pyramids in Egypt.
- In 2013, he was chosen to represent the Kentucky football program on a one-week educational/service trip in Ethiopia.

CAREER TRANSACTIONS:

- The Milan, Tenn., native was selected by the Titans in the fifth round (151st overall) of the 2014 NFL Draft.

SEASON RECAPS:

2015 (15/15): Started 15 games at inside linebacker and led the team with 137 tackles. Became the first player in the Titans era to start his career with back-to-back 100-tackle seasons. Ranked third on the squad with nine tackles for loss. Registered 3.5 sacks, 13 quarterback pressures and an interception. Was inactive for one contest. Led or tied for the team lead in tackles six times in 2015 (vs. IND, at NO, vs. CAR, vs. OAK, at NE at IND). Led or tied for the team lead in tackles for loss four times in 2015 (vs. CAR, at JAX, vs. OAK, vs. HOU). Led or tied for the team lead in sacks twice in 2015 (at JAX, vs. OAK). Tied for the team lead in quarterback pressures once in 2015 (vs. CAR). Registered a career-best 16 tackles against Carolina (11/15/15).

- At Tampa Bay (9/13), started at inside linebacker and collected five tackles and a quarterback pressure.
- At Cleveland (9/20), started at inside linebacker and amassed six tackles. Halted a Browns' drive by stuffing Johnny Manziel for no gain on a fourth-and-one quarterback sneak in Titans' territory in the second quarter.
- Against Indianapolis (9/27), started at inside linebacker and led the team with a career-high tying 12 tackles. Stuffed Frank Gore for no gain on a rush off right tackle in the first quarter.
- Against Buffalo (10/11), started at linebacker and finished second on the team with nine tackles, including a sack, a tackle for loss and a quarterback pressure. Dropped Tyrod Taylor for a 12-yard sack in the third quarter.
- Against Miami (10/18), was inactive.
- Against Atlanta (10/25), started at inside linebacker and amassed five tackles and his first career interception. Teamed with Wesley Woodyard to stuff Devonta Freeman for no gain on a rush off left guard early in the fourth quarter. Intercepted a deflected Matt Ryan fourth-and-goal pass in the end zone late in the fourth quarter.
- At Houston (11/1), started at inside linebacker and registered seven

tackles and two quarterback pressures.

- At New Orleans (11/8), started at inside linebacker and tied for the team lead with 10 tackles, including two quarterback pressures. Teamed with Angelo Blackson to stuff Mark Ingram for a one-yard loss on a rush off right tackle in the final stanza. Stonewalled Ingram for no gain on a run off right guard in the fourth quarter.
- Against Carolina (11/15), started at inside linebacker and led the team with a career-high 16 tackles, including a half sack, three tackles for loss and two quarterback pressures. Stonewalled Jonathan Stewart for a one-yard loss on a rush off right end in the first quarter. Stuffed Stewart for a two-yard loss on a rush off left tackle in the third stanza. Combined with David Bass to drop Cam Newton for a nine-yard sack late in the third quarter.
- At Jacksonville (11/19), started at inside linebacker and collected five tackles, a sack, three tackles for loss and a quarterback pressure. Combined with Wesley Woodyard to stuff Denard Robinson for no gain on a rush up the middle in the third quarter. Ended a Jaguars' drive by sacking Blake Bortles for a five-yard loss on third-and-nine in the fourth quarter. Stuffed T.J. Yeldon for no gain on a third-and-one carry up the middle late in the fourth quarter.
- Against Oakland (11/29), started at inside linebacker and led the team with 13 tackles, a sack, a stop for loss and a quarterback pressure. Dropped Derek Carr for a seven-yard sack in the first quarter.
- Against Jacksonville (12/6), started at inside linebacker and posted eight tackles and a quarterback pressure.
- At N.Y. Jets (12/13), started at inside linebacker and amassed seven tackles and a quarterback pressure.
- At New England (12/20), started at inside linebacker and led the team with 15 tackles. Combined with DaQuan Jones to stuff Brandon Bolden for no gain on a rush off right tackle in the final stanza.
- Against Houston (12/27), started at inside linebacker and finished second on the team with nine tackles, including a stop for loss. Tackled Akeem Hunt for no gain on a rush up the middle in the second stanza.
- At Indianapolis (1/3), started at inside linebacker and led the team with 10 tackles with a quarterback pressure.

2014 (16/12): Appeared in 16 games with 12 starts at linebacker and ranked third on the team with 107 tackles in his rookie campaign. Tied for third on the squad with three sacks. Posted eight quarterback pressures, eight stops for loss, four passes defended and two fumble recoveries. Recorded seven special teams tackles on coverage units. Led or tied for the team lead in tackles three times in 2014 (vs. HOU, at BAL, vs. PIT). Led or tied for the team lead in sacks twice in 2014 (vs. HOU, vs. PIT). Tied for the team lead in passes defended twice in 2014 (vs. CLE, at HOU). Led or tied for the team lead in quarterback pressures three times in 2014 (at BAL, vs. PIT, at HOU). Registered his first career NFL start against Cleveland (10/5/14). Made his NFL debut at Kansas City (9/7/14).

- At Kansas City (9/7), made his NFL debut as a reserve on special teams.
- At Cincinnati (9/21), played as a reserve at linebacker and posted four tackles, including a stop for loss. Stonewalled Jeremy Hill for a two-yard loss on a rush off right guard in the second quarter.
- At Indianapolis (9/28), saw significant action as a reserve inside linebacker and finished second on the team with nine tackles.
- Against Cleveland (10/5), made his first career start at inside linebacker and finished second on the team with nine tackles and two passes defended. Halted a Browns' drive by breaking up a third-and-five pass intended for Jordan Cameron late in the second quarter. Broke up a pass intended for Cameron on third-and-three late in the third stanza.
- Against Jacksonville (10/12), started at inside linebacker and totaled

seven tackles, including a stop for loss and a fumble recovery. Stopped Jordan Todman for no gain on a rush up the middle in the first stanza. Stuffed Todman for a one-yard loss on a rush off left end in the second quarter. Ended a potential Jaguars' scoring drive by recovering a Cecil Shorts III fumble that was forced by Jason McCourty at the Titans' eight-yard line in the fourth quarter.

- At Washington (10/19), started at inside linebacker and collected nine tackles and a fumble recovery. Recovered a Kirk Cousins fumble that was forced by a Derrick Morgan strip-sack in the first quarter.
- Against Houston (10/26), started at linebacker and led the team with 11 tackles, including a sack, two tackles for loss, a pass defended and a quarterback pressure. Stonewalled Arian Foster for a four-yard loss on a screen pass in the first quarter. Stopped Alfred Blue for no gain on a rush up the middle in the opening quarter. Registered his first career sack by dropping Ryan Fitzpatrick for a seven-yard loss in the second quarter. Knocked down a pass intended for Damaris Johnson in the second quarter.
- At Baltimore (11/9), started at linebacker and led the team with a career-best 12 tackles, including two stops for loss and two quarterback pressures. Stuffed Justin Forsett for a two-yard loss on a rush off left tackle in the second quarter. Stonewalled Steve Smith for no gain on a short pass early in the third quarter. Stopped Forsett for a three-yard loss on a rush off right end in the final stanza. Notched a special teams tackle on coverage units.
- Against Pittsburgh (11/17), started at linebacker and tied for the team lead with nine tackles, including a career-best two sacks, a team-high three quarterback pressures and a stop for loss. Teamed with Derrick Morgan to sack Ben Roethlisberger for a one-yard loss in the second quarter. Combined with Wesley Woodyard to sack Roethlisberger for an eight-yard loss in the third quarter. On the next play, ended a Steelers' drive by sacking Roethlisberger for an eight-yard loss on third-and-14. Collected a special teams tackle.
- At Houston (11/30), started at linebacker and notched six tackles, two quarterback pressures and a pass defended. Teamed with Derrick Morgan to stop Damaris Johnson for a seven-yard loss on a reverse in the fourth quarter. Batted down a pass intended for Foster in the fourth quarter.
- Against N.Y. Giants (12/7), started at linebacker and totaled eight tackles, including a stop for loss. Notched a special teams tackle. Teamed with Jurrell Casey to stonewall Andre Williams for a three-yard loss on a rush off left tackle in the second quarter. Stuffed Williams for no gain on a rush up the middle in the second stanza.

COLLEGE:

- In a four-year career at Kentucky, Williamson played in 49 games with 21 starts. He finished his career with 296 total tackles, including double-digit tackles in 12 career contests. After primarily serving on special teams in his first two years, he went over the 100-tackle mark as a junior (135) and senior (102).
- As a senior (2013), played in 12 games with 11 starts and finished the season as Kentucky's leading tackler for the second consecutive year, posting 102 total tackles to tie for fourth in the SEC. Additionally, he posted four tackles for loss, one sack, three quarterback hurries and two fumble recoveries. Served as captain in all 12 games. Had double-digit tackles in four games. Named All-SEC first team by CollegeSportsMadness.com. Earned All-SEC second-team honors from Associated Press, SEC Coaches, ESPN.com, Phil Steele's College Football and Athlon Sports. Also named to the SEC Community Service Team.
- As a junior (2012), registered 10 starts in 12 games and finished first on the team, second in the SEC and placed seventh nationally with 135 total tackles. Earned second-team All-SEC honors from CollegeSportsMadness.

com and third-team All-SEC by Phil Steele's College Football. Had eight double-figure tackle performances. Recorded a streak of four games with at least 13 tackles in each game, the first UK player to do so since Randy Holleran in 1990. Additional contributions during the season included 4.5 tackles for loss, three sacks, an interception, four passes defended, two forced fumbles and a fumble recovery.

- As a sophomore (2011), played in all 12 games and registered 49 tackles, a tackle for loss, an interception, a pass defended and a forced fumble. Recorded at least two tackles in every game.
- As a freshman (2010), played in all 13 games, helping give the Wildcats depth at middle linebacker and totaled 10 tackles and one pass breakup.
- At the 2014 NFL Scouting Combine, he placed sixth among linebackers with a 4.66-second 40-yard dash and third among his position group with a 4.07-second short shuttle.
- Graduated in 2014 with a degree in integrated strategic communications.

PERSONAL:

- Attended Milan (Tenn.) High School, where he was a first-team Class AAA All-State linebacker as tabbed by the Tennessee Sports Writers Association. Led Milan to consecutive state championship finals with identical 14-1 records as a junior and senior. Named Region Defensive Player of the Year as a junior and senior. Named one of the top 15 players in Tennessee by Rivals.com.
- As a senior, named West Tennessee Player of the Year by the *Jackson Sun*. Made 125 tackles with one interception during the regular season in his senior year, and he also rushed for 416 yards and seven touchdowns at fullback.
- As a junior, collected 119 tackles, including 21 for loss. He set a Tennessee state championship game record with 22 tackles in the title contest.
- Was named the Outstanding Senior of his graduating high school class, recognizing academics, character and athletics. He was also a member of the honor-student club and the Spanish Club.
- At Kentucky, he was active in the community, participating in the Big Blue U Move-In (2011, 2012), the God's Pantry project (2012, 2013), Read Across America (2012, 2013), Salvation Army bellringing (2012), the "Be the Match" bone marrow drive (2012) and several school visits.
- List of favorites: (movie) "Friday"; (TV show) "Chappelle's Show"; (music artist) Yo Gotti; (school subject) public speaking; (car) Lamborghini; (books) mysteries; (food) baked chicken; and (athlete as a child) Ray Lewis.
- Born Avery Milton Williamson on March 9, 1992 in Cleveland, Ohio.

AVERY WILLIAMSON'S GAME-BY-GAME

2014 Tennessee Titans

Date	Opp	W/L	P/S	Tot	Solo	Asst	Sk	- Yds	QBP	TFL	Int	-Yds	TD	PD	FF	FR	-Yds	SpT
Sept 7	@ KC	W	p	0	0	0	0.0	0.0	0	0	0	0	0	0	0	0	0	0
Sept 14	Dal	L	p	0	0	0	0.0	0.0	0	0	0	0	0	0	0	0	0	0
Sept 21	@ Cin	L	p	4	2	2	0.0	0.0	0	1	0	0	0	0	0	0	0	0
Sept 28	@ Ind	L	p	9	6	3	0.0	0.0	0	0	0	0	0	0	0	0	0	0
Oct 5	Cle	L	S	9	4	5	0.0	0.0	0	0	0	0	0	2	0	0	0	1
Oct 12	Jax	W	S	7	3	4	0.0	0.0	0	1	0	0	0	0	0	1	41	0
Oct 19	@ Was	L	S	9	5	4	0.0	0.0	0	0	0	0	0	0	0	1	2	0
Oct 26	Hou	L	S	11	8	3	1.0	7.0	1	2	0	0	0	1	0	0	0	0
Nov 9	@ Bal	L	S	12	7	5	0.0	0.0	2	2	0	0	0	0	0	0	0	1
Nov 17	Pit	L	S	9	3	6	2.0	12.5	3	1	0	0	0	0	0	0	0	1
Nov 23	@ Phi	L	S	6	4	2	0.0	0.0	0	0	0	0	0	0	0	0	0	2
Nov 30	@ Hou	L	S	6	2	4	0.0	0.0	2	0	0	0	0	1	0	0	0	0
Dec 7	NYG	L	S	8	3	5	0.0	0.0	0	1	0	0	0	0	0	0	0	1
Dec 14	NYJ	L	S	6	4	2	0.0	0.0	0	0	0	0	0	0	0	0	0	0
Dec 18	@ Jax	L	S	5	2	3	0.0	0.0	0	0	0	0	0	0	0	0	0	1
Dec 28	Ind	L	S	6	2	4	0.0	0.0	0	0	0	0	0	0	0	0	0	0
Totals		2-14	16/12	107	55	52	3.0	19.5	8	8	0	0	0	4	0	2	43	7

2015 Tennessee Titans

Date	Opp	W/L	P/S	Tot	Solo	Asst	Sk	- Yds	QBP	TFL	Int -	Yds	-TD	PD	FF	FR -	Yds	SpT
Sept 13	@ TB	W	S	5	2	3	0.0	0.0	1	0	0	0	0	0	0	0	0	0
Sept 20	@ Cle	L	S	6	3	3	0.0	0.0	0	0	0	0	0	0	0	0	0	0
Sept 27	Ind	L	S	12	8	4	0.0	0.0	0	0	0	0	0	0	0	0	0	0
Oct 11	Buf	L	S	9	7	2	1.0	12.0	1	1	0	0	0	0	0	0	0	0
Oct 18	Mia	L	IA															
Oct 25	Atl	L	S	5	4	1	0.0	0.0	0	0	1	0	0	1	0	0	0	0
Nov 1	@ Hou	L	S	7	2	5	0.0	0.0	2	0	0	0	0	0	0	0	0	0
Nov 8	@ NO	W	S	10	6	4	0.0	0.0	2	0	0	0	0	0	0	0	0	0
Nov 15	Car	L	S	16	9	7	0.5	4.5	2	3	0	0	0	0	0	0	0	0
Nov 19	@ Jax	L	S	5	3	2	1.0	5.0	1	3	0	0	0	0	0	0	0	0
Nov 29	Oak	L	S	13	7	6	1.0	7.0	1	1	0	0	0	0	0	0	0	0
Dec 6	Jax	W	S	8	4	4	0.0	0.0	1	0	0	0	0	0	0	0	0	0
Dec 13	@ NYJ	L	S	7	2	5	0.0	0.0	1	0	0	0	0	0	0	0	0	0
Dec 20	@ NE	L	S	15	9	6	0.0	0.0	0	0	0	0	0	0	0	0	0	0
Dec 27	Hou	L	S	9	5	4	0.0	0.0	0	1	0	0	0	0	0	0	0	0
Jan 3	@ Ind	L	S	10	8	2	0.0	0.0	1	0	0	0	0	0	0	0	0	0
Totals				3-13	15/15	137	79	58	3.5	28.5	13	9	1	0	0	1	0	0

AVERY WILLIAMSON'S NFL STATISTICS

REGULAR SEASON

Year	Team	GP GS		TACKLES							INTERCEPTIONS					FUMBLES			
				Tot	Solo	Asst	Sk	Yds	QBP	TFL	No	Yds	Lg	TD	PD	FF	FR	Yds	SpT
2014	Tennessee	16	12	107	55	52	3.0	19.5	8	8	0	0	0	0	4	0	2	43	7
2015	Tennessee	15	15	137	79	58	3.5	28.5	13	9	1	0	0	0	1	0	0	0	0
NFL Totals		31	27	244	134	110	6.5	48.0	21	17	1	0	0	0	5	0	2	43	7

Single-Game Highs

Tackles - **16 vs. Carolina (11/15/15)**

Sacks - 2 vs. Pittsburgh (11/17/14)

Tackle For Loss - **3 (Twice, last at Jacksonville 11/19/15)**

Quarterback Pressures - 3 vs. Pittsburgh (11/17/14)

Interceptions - **1 vs. Atlanta (10/25/15)**

Fumble Recovery - 1 (Twice, last at Washington 10/19/14)

Passes Defensed - 2 vs. Cleveland (10/5/14)

96



AL WOODS

DEFENSIVE LINEMAN • 6'4" • 307 lbs • COLLEGE: LOUISIANA STATE
ACQUIRED: UNRESTRICTED FREE AGENT - 2014 (PIT)
NFL EXP. (NFL/TITANS): 6/2 • HOMETOWN: ELTON, LA.
GAMES PLAYED/GAMES STARTED: 69/12 (PLAYOFFS: 0/0)



PRO: The Titans targeted unrestricted free agent defensive end Al Woods early in the 2014 offseason to help fulfill the team's commitment to get larger on the defensive front. The 6-foot-4-inch, 307-pounder has the ability to play all three spots on the defensive line, which adds to his value. Woods entered the NFL as a fourth-round selection by the New Orleans Saints. He has also spent time with the Tampa Bay Buccaneers, Seattle Seahawks and most recently the Pittsburgh Steelers, where he appeared in 28 games from 2012-2013.

CAREER HIGHLIGHTS:

- Woods saw action in 16 games in 2014, his first season in Tennessee. His totals included a career-high 31 tackles, a sack, two tackles for loss and a quarterback pressure.
- In 2013, Woods saw action in all 16 games for the first time in his career and notched 20 tackles, two sacks and a pass defended with the Steelers.

TITANS TIDBITS:

- Woods likes to fish and hunt deer and owns a farm with about 300 head of cattle and 90 horses in Elton, La.

CAREER TRANSACTIONS:

- The Jennings, La., native was originally selected by the New Orleans Saints in the fourth round (123rd overall) of the 2010 NFL Draft.
- Released by the Saints on Sept. 4, 2010.
- Signed by the Pittsburgh Steelers to their practice squad on Sept. 8, 2010.
- Signed by the Tampa Bay Buccaneers to their active roster from the Steelers' practice squad on Nov. 3, 2010.
- Released by the Buccaneers on Sept. 3, 2011.
- Claimed by the Seattle Seahawks off waivers on Sept. 4, 2011.
- Released by the Seahawks on Nov. 8, 2011.
- Claimed by the Steelers off waivers on Nov. 9, 2011.
- Signed by the Titans as an unrestricted free agent on March 13, 2014.

SEASON RECAPS:

2015 (14/9 - Tennessee): Saw action in 14 games with nine starts at nose tackle and registered 31 tackles, three quarterback pressures, and three tackles for loss. Was inactive for two games.

- At Tampa Bay (9/13), started at nose tackle and collected a tackle.
- At Cleveland (9/20), started at nose tackle and amassed a career-high tying five tackles, including two stops for loss and a quarterback pressure. Stonewalled Duke Johnson for a one-yard loss on a rush off left tackle in the third quarter. Stopped Isaiah Crowell for a three-yard loss on a rush off right tackle in the third stanza.
- Against Indianapolis (9/27), started at nose tackle and totaled a tackle.
- Against Buffalo (10/11), started at nose tackle and posted two tackles.
- Against Miami (10/18), played as a reserve at nose tackle and tied a career high with five tackles, including a stop for loss. Stuffed Jonas Gray for a three-yard loss on a rush off right end in the first quarter. Stuffed Lamar Miller for no gain on a rush off right guard early in the fourth quarter.
- Against Atlanta (10/25), started at nose tackle and amassed two tackles.
- At Houston (11/1), started at nose tackle and registered a tackle.
- At New Orleans (11/8), started at nose tackle and totaled three tackles and two quarterback pressures.
- Against Carolina (11/15), started at nose tackle and tied a career-high with five tackles. Left the game in the fourth quarter with an injury.
- At Jacksonville (11/19), was inactive.
- Against Oakland (11/29), was inactive.
- Against Jacksonville (12/6), played as a reserve at nose tackle and posted three tackles.

- At N.Y. Jets (12/13), saw action as a reserve at nose tackle.
- At New England (12/20), started at nose tackle and tallied a tackle.
- Against Houston (12/27), played as a reserve at nose tackle and notched a tackle.
- At Indianapolis (1/3), saw action as a reserve at nose tackle and recorded a tackle.

2014 (16/1 - Tennessee): Saw action in all 16 games with one start at nose tackle in his first season with the Titans. Posted a career-high 31 tackles, a sack, two stops for loss and a quarterback pressure. Added a blocked field goal on special teams. Tied for the team lead in sacks once in 2014 (vs. NYJ).

- At Kansas City (9/7), played as a reserve at nose tackle and collected a tackle in his Titans debut.
- At Indianapolis (9/28), saw action as a reserve at nose tackle and amassed a season-high four tackles.
- Against Cleveland (10/5), played as a reserve at nose tackle and registered two tackles, including a stop for loss. Stonewalled Terrance West for a two-yard loss on a rush off right guard in the second stanza.
- At Baltimore (11/9), started at nose tackle and tallied three tackles. Teamed with Wesley Woodyard to stuff Justin Forsett for no gain on a rush off right end in the opening stanza.
- At Philadelphia (11/23), amassed three tackles. Teamed with Karl Klug to stuff LeSean McCoy for no gain on a rush off left end in the third quarter.
- At Houston (11/30), notched two tackles, in addition to blocking a field goal on special teams. Teamed with Jason McCourty to stop Alfred Blue for no gain on a rush off right end in the first quarter. Teamed with Karl Klug to stuff Jonathan Grimes for a four-yard loss on a rush off right tackle in the final stanza. Blocked a 43-yard field goal attempt by Randy Bullock in the fourth quarter.
- Against N.Y. Jets (12/14), collected two tackles, including a sack. Dropped Geno Smith for a seven-yard sack in the fourth quarter. Teamed with Sammie Hill to stop Chris Ivory no gain on a rush off left guard in the fourth quarter.
- Against Indianapolis (12/28), tackled Matt Hasselbeck for a five-yard loss in the fourth quarter.

2013 (16/2 - Pittsburgh): Saw action on the defensive line and on special teams in all 16 games, making two starts. Posted 20 tackles, two sacks and a pass defended.

- At Cleveland (11/24), recorded the first two sacks of his career. Dropped Brandon Weeden for no loss late in the second quarter. Also sacked Weeden for a six-yard loss late in the fourth quarter.
- At Baltimore (11/28), made his first career start.
- Against Cincinnati (12/15), totaled a career-high five tackles.

2012 (12/0 - Pittsburgh): Saw action on the defensive line and on special teams in each of the first 12 games and collected two tackles. Was inactive for the final four contests.

- Against Philadelphia (10/7), recorded his first tackle of the season and first as a Steeler.

2011 (2/0 - Seattle; 0/0, 0/0 - Pittsburgh): Saw action in two games with the Seattle Seahawks and recorded two tackles. Was inactive for six games with Seattle. Was released by the Seahawks on Nov. 8, 2011. Signed to the Pittsburgh Steelers' active roster on Nov. 9, 2011 and was inactive for the remainder of the season and for the team's lone postseason contest.

2010 (9/0 - Tampa Bay): Saw action in nine games and totaled 17 tackles and a half sack. Spent the first seven weeks of the season on the Pittsburgh Steelers' practice squad after being released by the New Orleans Saints on Sept. 4, 2010.

COLLEGE:

- Appeared in 41 games with 15 starts at Louisiana State and posted 73 tackles, 3.5 sacks and eight tackles for loss.
- As a senior (2009), started all 13 games recording 33 tackles and one sack. Also blocked a field goal that was returned for a touchdown.
- As a junior (2008), played in 10 contests with two starts totaling 11 tackles.
- Was a key contributor as a sophomore on LSU's National Championship squad, appearing in 12 games with one start and recording 22 tackles and two sacks.
- As a freshman (2006), appeared in six games, including the Sugar Bowl,

and was credited with seven tackles and a sack.

- Majored in general studies with concentrations in African-American studies, communications studies and sports studies at Louisiana State.

PERSONAL:

- Married to Megan. Has a son, Brayden, and a daughter, Raigen.
- Attended Elton (La.) High School and received first-team All-State and All-District honors during his final two seasons.
- Posted 100 tackles as a senior and junior. Also played on the offensive line as a senior.
- Born Al Joseph Woods on March 25, 1987 in Jennings, La.

AL WOODS' TITANS GAME-BY-GAME CONT.

2014 Tennessee Titans

Date	Opp	W/L	P/S	Tot	Solo	Asst	Sk	- Yds	QBP	TFL	Int	- Yds	-TD	PD	FF	FR	- Yds	SpT
Sept 7	@ KC	W	p	1	1	0	0.0	0.0	0	0	0	0	0	0	0	0	0	0
Sept 14	Dal	L	p	2	2	0	0.0	0.0	0	0	0	0	0	0	0	0	0	0
Sept 21	@ Cin	L	p	2	1	1	0.0	0.0	0	0	0	0	0	0	0	0	0	0
Sept 28	@ Ind	L	p	4	2	2	0.0	0.0	0	0	0	0	0	0	0	0	0	0
Oct 5	Cle	L	p	2	1	1	0.0	0.0	0	1	0	0	0	0	0	0	0	0
Oct 12	Jax	W	p	1	1	0	0.0	0.0	0	0	0	0	0	0	0	0	0	0
Oct 19	@ Was	L	p	2	0	2	0.0	0.0	0	0	0	0	0	0	0	0	0	0
Oct 26	Hou	L	p	2	1	1	0.0	0.0	0	0	0	0	0	0	0	0	0	0
Nov 9	@ Bal	L	S	3	1	2	0.0	0.0	0	0	0	0	0	0	0	0	0	0
Nov 17	Pit	L	p	2	0	2	0.0	0.0	1	0	0	0	0	0	0	0	0	0
Nov 23	@ Phi	L	p	3	2	1	0.0	0.0	0	0	0	0	0	0	0	0	0	0
Nov 30	@ Hou	L	p	2	0	2	0.0	0.0	0	0	0	0	0	0	0	0	0	0
Dec 7	NYG	L	p	1	0	1	0.0	0.0	0	0	0	0	0	0	0	0	0	0
Dec 14	NYJ	L	p	2	1	1	1.0	7.0	0	0	0	0	0	0	0	0	0	0
Dec 18	@ Jax	L	p	1	0	1	0.0	0.0	0	0	0	0	0	0	0	0	0	0
Dec 28	Ind	L	p	1	1	0	0.0	0.0	0	1	0	0	0	0	0	0	0	0
Totals			2-14 16/1	31	14	17	1.0	7.0	1	2	0	0	0	0	0	0	0	0

2015 Tennessee Titans

Date	Opp	W/L	P/S	Tot	Solo	Asst	Sk	- Yds	QBP	TFL	Int	- Yds	-TD	PD	FF	FR	- Yds	SpT
Sept 13	@ TB	W	S	1	0	1	0.0	0.0	0	0	0	0	0	0	0	0	0	0
Sept 20	@ Cle	L	S	5	5	0	0.0	0.0	1	2	0	0	0	0	0	0	0	0
Sept 27	Ind	L	S	1	0	1	0.0	0.0	0	0	0	0	0	0	0	0	0	0
Oct 11	Buf	L	S	2	1	1	0.0	0.0	0	0	0	0	0	0	0	0	0	0
Oct 18	Mia	L	p	5	2	3	0.0	0.0	0	1	0	0	0	0	0	0	0	0
Oct 25	Atl	L	S	2	1	1	0.0	0.0	0	0	0	0	0	0	0	0	0	0
Nov 1	@ Hou	L	S	1	0	1	0.0	0.0	0	0	0	0	0	0	0	0	0	0
Nov 8	@ NO	W	S	3	1	2	0.0	0.0	2	0	0	0	0	0	0	0	0	0
Nov 15	Car	L	S	5	2	3	0.0	0.0	0	0	0	0	0	0	0	0	0	0
Nov 19	@ Jax	L	IA															
Nov 29	Oak	L	IA															
Dec 6	Jax	W	p	3	1	2	0.0	0.0	0	0	0	0	0	0	0	0	0	0
Dec 13	@ NYJ	L	p	0	0	0	0.0	0.0	0	0	0	0	0	0	0	0	0	0
Dec 20	@ NE	L	S	1	0	1	0.0	0.0	0	0	0	0	0	0	0	0	0	0
Dec 27	Hou	L	p	1	0	1	0.0	0.0	0	0	0	0	0	0	0	0	0	0
Jan 3	@ Ind	L	p	1	1	0	0.0	0.0	0	0	0	0	0	0	0	0	0	0
Totals			3-13 14/9	31	14	17	0.0	0.0	3	3	0	0	0	0	0	0	0	0

AL WOODS' NFL STATISTICS

REGULAR SEASON

Year	Team	GP GS		TACKLES							INTERCEPTIONS					FUMBLES			
				Tot	Solo	Asst	Sk	Yds	QBP	TFL	No	Yds	Lg	TD	PD	FF	FR	Yds	SpT
2010	Tampa Bay	9	0	17	12	5	0.5	2.5	NA	NA	0	0	0	0	0	0	0	0	0
2011	SEA/PIT	2	0	2	1	1	0.0	0.0	NA	NA	0	0	0	0	0	0	0	0	0
2012	Pittsburgh	12	0	2	1	1	0.0	0.0	NA	NA	0	0	0	0	0	0	0	0	0
2013	Pittsburgh	16	2	20	15	5	2.0	6.0	NA	NA	0	0	0	0	1	0	0	0	0
2014	Tennessee	16	1	31	14	17	1.0	7.0	1	2	0	0	0	0	0	0	0	0	0
2015	Tennessee	14	9	31	14	17	0.0	0.0	3	3	0	0	0	0	0	0	0	0	0
NFL Totals		69	12	103	57	46	3.5	15.5	4	5	0	0	0	0	1	0	0	0	0

POSTSEASON

Year	Team	GP GS		TACKLES							INTERCEPTIONS					FUMBLES			
				Tot	Solo	Asst	Sk	Yds	QBP	TFL	No	Yds	Lg	TD	PD	FF	FR	Yds	SpT
2011	Pittsburgh	0	0	0	0	0	0.0	0.0	NA	NA	0	0	0	0	0	0	0	0	0
NFL Totals		0	0	0	0	0	0.0	0.0	NA	NA	0	0	0	0	0	0	0	0	0

Single-Game Highs

Tackles - 5 (Four times, last vs. Carolina 11/15/15)

Sacks - 2 at Cleveland (11/24/13)

Passes Defensed - 1 vs. Cleveland (12/29/13)

Additional Statistics

Blocked Field Goal - 1 at Houston (11/30/14)

59



WESLEY WOODYARD

LINEBACKER • 6'0" • 233 lbs • COLLEGE: KENTUCKY
 ACQUIRED: UNRESTRICTED FREE AGENT (DEN) - 2014
 NFL EXP. (NFL/TITANS): 8/2 • HOMETOWN: LaGRANGE, GA.
 GAMES PLAYED/GAMES STARTED: 119/68 (PLAYOFFS: 6/1)



2014, 2015

PRO: The Titans signed Wesley Woodyard during the 2014 unrestricted free agency period, adding veteran leadership to the linebacking corps. Following his career at the University of Kentucky, the 6-foot, 233-pounder went undrafted and signed a free agent contract with the Denver Broncos. Woodyard spent six seasons in Denver and appeared 87 career regular season games, totaling 396 tackles, eight sacks, five interceptions, six forced fumbles and one fumble recovery. He was also a five-time team captain during his tenure with the Broncos.

CAREER HIGHLIGHTS:

- In his first season with the Titans in 2014, Woodyard started all 16 games at linebacker and led the team with a career-high 134 tackles.
- Represented the only player in the NFL in 2012 — and just the 12th player in the last 30 years — to record at least 100 tackles, five sacks and three interceptions in a single season. Posted career highs in starts (14), tackles (114), sacks (5.5), interceptions (3), passes defended (6) and fumble recoveries (1).
- In 2011, started seven games for the Broncos and finished second on the club with 87 tackles to go along with two passes defended and two forced fumbles.
- In 2008, was the only Bronco to rank among the top eight on the team in both defensive tackles (54 - 8th) and special-teams stops (11 - T1st) while seeing time in all 16 games with six starts as a rookie.

TITANS TIDBITS:

- Woodyard joined Hall of Fame running back Floyd Little as the only players in Broncos franchise history to serve as a captain in each of their first five years with the club. Woodyard was a defensive captain for the Titans in his initial season with the club. In 2004, Woodyard also became the first-ever Kentucky freshman to serve as a team captain.
- Woodyard is the co-founder of The 16Ways Foundation which recognizes an emotional need for at-risk youth. The Foundation works on a national level to develop and implement workshops, seminars, camps, and other activities. These events are designed to build self-esteem, promote responsibility for one's own actions and overcoming obstacles, and demonstrate the importance of academics, knowledge of career options, professional development, community involvement, and mental and physical fitness among youth of all socio-economic backgrounds. The Foundation's primary focus is to work with at-risk youth between the ages of 8 and 18 and a secondary focus on adults in employment transition.
- Woodyard was a three-time nominee for the Walter Payton NFL Man of the Year while with the Broncos in 2010-11 and 2013.

CAREER TRANSACTIONS:

- The LaGrange, Ga., native was originally signed by the Denver Broncos as a rookie free agent on April 28, 2008.
- Signed by the Titans as an unrestricted free agent on March 14, 2014.

SEASON RECAPS:

2015 (16/12 - Tennessee): Played in all 16 games with 12 starts at inside linebacker. Ranked second on the team with 110 tackles and third on the squad with five sacks. Registered seven tackles for loss, nine quarterback pressures, three passes defended, a forced fumble and a fumble recovery. Posted six special teams tackles on coverage units. Led or tied for the team lead in tackles five times in 2015 (vs. BUF, vs. ATL, at NO, at JAX, at NYJ). Tied for the team lead in sacks four times in 2015 (at CLE, vs. MIA, vs. CAR, at JAX). Tied for the team lead in quarterback pressures twice in

2015 (vs. MIA, vs. CAR). Led the team in passes defended once in 2015 (at IND). Led the team in tackles for loss once in 2015 (vs. MIA). Tied for the team lead in special teams tackles twice in 2015 (at CLE, vs. HOU).

- At Tampa Bay (9/13), played as a reserve at inside linebacker and on special teams. Collected three tackles on defense and a special teams stop on coverage units. Combined with DaQuan Jones to stuff Bobby Rainey for a two-yard loss on a rush up the middle in the fourth quarter.
- At Cleveland (9/20), saw action as a reserve at inside linebacker and amassed a sack and a forced fumble. Collected a special teams tackle on coverage units. Ended a Cleveland drive by sacking Johnny Manziel and forcing a fumble that was recovered by the Browns on third-and-10 in the third quarter.
- Against Indianapolis (9/27), played as a reserve at inside linebacker and on special teams. Totaled a tackle on defense.
- Against Buffalo (10/11), started at linebacker and led the team with 10 tackles. Stuffed Boobie Dixon for no gain on a rush up the middle in the second quarter.
- Against Miami (10/18), started at inside linebacker and tallied 11 tackles, including a sack, two stops for loss and a quarterback pressure. Stonewalled Lamar Miller for a two-yard loss on a rush up the middle in the second quarter. Ended a Dolphins' drive by dropping Ryan Tannehill for a 10-yard sack on third-and-10 early in the fourth quarter.
- Against Atlanta (10/25), started at inside linebacker and led the team with 11 tackles. Teamed with Avery Williamson to stuff Devonta Freeman for no gain on a rush off left guard early in the fourth quarter. Met fullback Patrick DiMarco in the air and stoned him for no gain on a third down goalline rush in the fourth quarter.
- At Houston (11/1), started at inside linebacker and registered eight tackles, including a stop for loss and a quarterback pressure. Collected a special teams stop on coverage units. Stuffed Alfred Blue for no gain on a rush off right end in the fourth quarter.
- At New Orleans (11/8), started at inside linebacker and tied for the team lead with 10 tackles, including a sack, a tackle for loss and a quarterback pressure. Notched a solo special teams stop. Sacked Drew Brees for an 11-yard sack in the third stanza.
- Against Carolina (11/15), started at inside linebacker and tallied 10 tackles, including a sack, two quarterback pressures and a stop for loss. Stuffed Jonathan Stewart for no gain on a rush up the middle in the first quarter. Collected a one-yard sack of Cam Newton in the third quarter. Shot through the line and stuffed Stewart for no gain on a third-down goalline rush in the final stanza.
- At Jacksonville (11/19), started at inside linebacker and tied for the team lead with six tackles, a sack, two stops for loss and a quarterback pressure. Dropped Blake Bortles for a six-yard sack in the second quarter. Combined with Avery Williamson to stuff Denard Robinson for no gain on a rush up the middle in the third quarter. Forced the Jaguars to attempt a field goal by stuffing Robinson for no gain on a third-and-two rush off right end in the third stanza.
- Against Oakland (11/29), started at inside linebacker and recorded seven tackles.
- Against Jacksonville (12/6), started at inside linebacker and posted five tackles, a quarterback pressure, a pass defended and a fumble recovery for a touchdown. Combined with Brain Orakpo to stuff T.J. Yeldon for no gain on a rush off left tackle in the second quarter. Collected his first career touchdown by scooping up a botched shotgun snap and diving into the end zone for a three-yard fumble return for a score with 7:46 left to play in the fourth quarter.
- At N.Y. Jets (12/13), started at inside linebacker and tied for the team lead with eight tackles. Collected a special teams tackle on coverage units.

Combined with Angelo Blackson to stop Chris Ivory for no gain on a rush up the middle in the third quarter.

- At New England (12/20), started at inside linebacker and tallied 12 tackles.
- Against Houston (12/27), started at inside linebacker and notched three tackles and a quarterback pressure. Notched a special teams tackle on coverage units.
- At Indianapolis (1/3), played as a reserve at inside linebacker and recorded four tackles, two passes defended and a quarterback pressure.

2014 (16/16 - Tennessee): Started all 16 games at linebacker and led the team with a career-high 134 tackles in his first season with the Titans. Tied for second on the team with two interceptions and tallied two and a half sacks, nine quarterback pressures, eight stops for loss and four passes defended. Notched two special teams tackles on coverage units. Led or tied for the team lead in tackles six times in 2014 (at KC, at CIN, at IND, at WAS, vs. NYG, vs. IND). Tied for the team lead in sacks once in 2014 (at KC). Led or tied for the team lead in passes defended twice in 2014 (at IND, at WAS). Was voted a team captain for the 2014 season by his teammates.

- At Kansas City (9/7), started at linebacker and led the team with seven tackles, including a sack and a tackle for loss. Halted a Chiefs' drive by sacking Alex Smith for a three-yard loss on third-and-three on the first possession of the game.
- Against Dallas (9/14), started at linebacker and finished second on the team with 10 tackles. Teamed with Derrick Morgan to stop DeMarco Murray for no gain on a rush off left guard in the third quarter. Stopped Lance Dunbar for no gain on a rush up the middle in the fourth quarter.
- At Cincinnati (9/21), started at linebacker and led the team with 11 tackles, including a stop for loss. Stuffed Ryan Hewitt for no gain on rush up the middle late in the fourth quarter.
- At Indianapolis (9/28), started at linebacker and led the team with 12 tackles, two quarterback pressures, two passes defended, including an interception. Halted a Colts' drive by knocking down a pass intended for T.Y. Hilton on third-and-16 early in the first quarter. Set up the Titans first touchdown by intercepting an Andrew Luck pass intended for Hakeem Nicks late in the second quarter. Stopped Trent Richardson for no gain on a rush off right end early in the fourth quarter.
- At Washington (10/19), started at inside linebacker and led the team with 11 tackles, an interception and a quarterback pressure. Combined with Kamerion Wimbley to stuff Alfred Morris for a three-yard loss on a rush off left end in the second quarter. Set up a Titans' touchdown by intercepting a Kirk Cousins pass intended for Andre Roberts in the second quarter.
- Against Houston (10/26), started at linebacker and posted eight tackles, including two tackles for loss and a quarterback pressure. Stuffed Arian Foster for a two-yard loss on a rush off right tackle in the opening quarter. Combined with Al Woods to stuff Alfred Blue for a one-yard loss on a rush off right tackle late in the third quarter. Stonewalled Blue for a one-yard loss on a rush off right tackle in the fourth quarter.
- Against N.Y. Giants (12/7), played in his 100th career regular season game. Started at linebacker and tied for the team lead with 10 tackles, including a stop for loss and a quarterback pressure. Combined with Ropati Pitoitua to stop Andre Williams for no gain on a rush off right tackle in the fourth quarter.
- At Jacksonville (12/18), started at linebacker and registered five tackles, including a sack, a stop for loss and a quarterback pressure. Collected a special teams stop on coverage units. Dropped Blake Bortles for a five-yard sack in the third quarter.

2013 (14/10, 3/0 - Denver): Was elected a defensive season captain, played 14 games with 10 starts. Earned his third career Broncos' Walter Payton NFL Man of the Year award. Ranked second on the team with 83 tackles and added 1.5 sacks, one interception, three tackles for a loss, eight quarterback hits, four pass breakups and one forced fumble. Played all three playoff contests, finishing with seven tackles.

- Against Baltimore (9/5), finished second on the club with 10 tackles, including half a sack, one tackle for a loss, two quarterback hits and one pass breakup.
- At N.Y. Giants (9/15), finished second with seven tackles and added a pass breakup and a quarterback hit.
- Against Oakland (9/23), tied for the team lead with eight tackles and added half a sack and a pair of quarterback hits.
- Against Philadelphia (9/29), recorded half a sack and finished third on the team with eight tackles.
- At New England (11/24), set a career high with 15 tackles and forced one

fumble.

- At Kansas City (12/1), intercepted Alex Smith's pass in the end zone.

2012 (15/14, 1/1 - Denver): Appeared in 15 regular season games, starting a career-high 14 contests, and led the club with 114 tackles (70 solo), to go along with 5.5 sacks (47.5 yds.), three interceptions (40 yds.), six passes defended, one forced fumble and one fumble recovery. Added three special teams stops. Became the only player in the NFL in 2012—and just the 12th player in the last 30 years—to record at least 100 tackles, five sacks and three interceptions in a single season. Named to *USA Today's* All-Joe Team and earned the Darrent Williams Good Guy Award from the Denver chapter of the Pro Football Writers of America.

- Against New Orleans (10/28), earned the AFC Defensive Player of the Week Award honors after setting or matching career highs in nearly every defensive category and becoming the first Bronco to post one sack, one interception and one forced fumble in the same game.
- At Cincinnati (11/4), finished with a career-high 14 tackles to lead all players.
- Against Cleveland (12/23), set a career high with 1.5 sacks.
- Against Baltimore (1/12), tied for second on the team with seven tackles in Denver's AFC Divisional Playoff Game.

2011 (15/7, 2/0 - Denver): Played in 15 games, starting a then career-high seven contests. Ranked second on the team with 87 tackles to go along with two passes defended and two forced fumbles. Led the club with 10 special teams tackles for the second consecutive season and the third time in his four years with the team. Added one forced fumble on the kickoff coverage unit. Saw action in both of Denver's postseason games and collected one special teams stop.

- Against Cincinnati (9/18), matched a career-high with 13 tackles (10 solo) and added a pass defended.
- Against Chicago (12/11), forced a Marion Barber fumble in Denver territory in overtime to prevent a game-winning score and set up Denver's offense for the go-ahead field goal.

2010 (11/3 - Denver): Was named a team captain for the third consecutive year. Played 11 games with three starts and totaled 23 tackles, including one sack for 10 yards, in addition to a team-leading 15 special teams stops. Tied for fifth in the NFL with 1.36 special teams tackles per game.

- Against San Diego (1/2), recorded his first career sack for 10 yards in the regular-season finale.

2009 (16/0 - Denver): Was named a team captain. Played as a reserve in all 16 games and posted 35 tackles, one interception, two pass breakups and one forced fumble. Tied for fourth on the team with nine special teams tackles.

- At Cincinnati (9/13), made his first career interception.
- Against Pittsburgh (11/9), placed second on the club with seven tackles.
- At Kansas City (12/6), had three special teams tackles.

2008 (16/6 - Denver): Entered the NFL with the Broncos as a college free agent on April 28. Played all 16 games with six starts as a rookie and ranked eighth on the team with 54 tackles while adding one pass breakup and one forced fumble. Tied for the team lead with 11 special-teams tackles, including eight stops on kickoff coverage that tied for the club best. Was the only Broncos player to rank among the top eight on the team in both defensive tackles and special-teams stops. Tied for fourth in the league in unassisted tackles (36) according to press box totals during a stretch from Weeks 10-14 when he logged the first five starts of his NFL career. Also saw time at safety late in the year.

- At N.Y. Jets (11/30), registered a season-best 13 stops.

COLLEGE:

- Earned first-team All-Southeastern Conference honors during each of his final two seasons at the University of Kentucky, where he played 47 career games with 42 starts and led the Wildcats in tackles during each of his last three years.
- Concluded his collegiate career ranked eighth in Wildcats history with 395 tackles (259 solo) while adding 6.5 sacks (48 yds.), two interceptions, 12 pass breakups, seven forced fumbles and seven fumble recoveries.
- As a senior, led the SEC in tackles per game (10.6) and tied for 14th in the nation with 139 total stops.

- Posted 122 tackles as a junior that represented the second-highest total in the SEC and ranked 14th in the nation.
- Garnered honorable mention All-SEC accolades as a sophomore with 100 tackles (75 solo).
- Began his collegiate career as a strong safety before switching to linebacker midway through his freshman season. Earned freshman all-conference honors and became the first-ever Kentucky freshman to serve as a team captain.
- Earned a bachelor's degree in social work from Kentucky.

PERSONAL:

- Married to Veronica and the couple has a son, Greyson.
- Was named the Georgia Class AAA Defensive Player of the Year by the *Atlanta Journal-Constitution* after posting 125 tackles as a senior at

LaGrange (Ga.) High School. Helped his team post a 51-3 combined record during his prep career and win two state championships.

- Named the Broncos' nominee for the Walter Payton NFL Man of the Year in 2010-11 and earned the Darrent Williams Good Guy Award from the Denver chapter of the Pro Football Writers of America in 2012.
- Born Wesley Woodyard, Jr. on July 21, 1986, in LaGrange, Ga.

WESLEY WOODYARD'S GAME-BY-GAME

2008 Denver Broncos

Date	Opp	W/L	P/S	Tot	Solo	Asst	Sk	- Yds	QBP	TFL	Int - Yds	-TD	PD	FF	FR - Yds	SpT
Sept 8	@ Oak	W	p	0	0	0	0.0	0.0	NA	NA	0	0	0	0	0	0
Sept 14	SD	W	p	0	0	0	0.0	0.0	NA	NA	0	0	0	0	0	0
Sept 21	NO	W	p	0	0	0	0.0	0.0	NA	NA	0	0	0	0	0	0
Sept 28	@ KC	L	p	0	0	0	0.0	0.0	NA	NA	0	0	0	0	0	0
Oct 5	TB	W	p	0	0	0	0.0	0.0	NA	NA	0	0	0	0	0	0
Oct 12	Jax	L	p	0	0	0	0.0	0.0	NA	NA	0	0	0	0	0	0
Oct 20	@ NE	L	p	0	0	0	0.0	0.0	NA	NA	0	0	0	0	0	0
Nov 2	Mia	L	p	0	0	0	0.0	0.0	NA	NA	0	0	0	0	0	0
Nov 6	@ Cle	W	S	10	9	1	0.0	0.0	NA	NA	0	0	0	0	0	0
Nov 16	@ Atl	W	S	11	8	3	0.0	0.0	NA	NA	0	0	0	0	0	0
Nov 23	Oak	L	S	8	7	1	0.0	0.0	NA	NA	0	0	0	0	0	0
Nov 30	@ NYJ	W	S	13	11	2	0.0	0.0	NA	NA	0	0	0	1	0	0
Dec 7	KC	W	S	8	8	0	0.0	0.0	NA	NA	0	0	0	1	0	0
Dec 14	@ Car	L	S	2	2	0	0.0	0.0	NA	NA	0	0	0	0	0	0
Dec 21	Buf	L	p	2	2	0	0.0	0.0	NA	NA	0	0	0	0	0	0
Dec 28	@ SD	L	p	0	0	0	0.0	0.0	NA	NA	0	0	0	0	0	0
Totals		8-8	16/6	54	47	7	0.0	0.0	NA	NA	0	0	1	1	0	0

2009 Denver Broncos

Date	Opp	W/L	P/S	Tot	Solo	Asst	Sk	- Yds	QBP	TFL	Int - Yds	-TD	PD	FF	FR - Yds	SpT	
Sept 13	@ Cin	W	p	2	1	0	0.0	0.0	NA	NA	1	0	0	1	0	0	0
Sept 20	Cle	W	p	1	1	0	0.0	0.0	NA	NA	0	0	0	0	0	0	0
Sept 27	Oak	W	p	2	0	0	0.0	0.0	NA	NA	0	0	0	0	0	0	0
Oct 4	Dal	W	p	3	2	0	0.0	0.0	NA	NA	0	0	0	0	0	0	0
Oct 11	NE	W	p	5	3	0	0.0	0.0	NA	NA	0	0	0	0	1	0	0
Oct 19	@ SD	W	p	1	1	0	0.0	0.0	NA	NA	0	0	0	1	0	0	0
Nov 1	@ Bal	L	p	2	1	0	0.0	0.0	NA	NA	0	0	0	0	0	0	0
Nov 9	Pit	L	p	7	6	0	0.0	0.0	NA	NA	0	0	0	0	0	0	0
Nov 15	@ Was	L	p	3	3	0	0.0	0.0	NA	NA	0	0	0	0	0	0	0
Nov 22	SD	L	p	0	0	0	0.0	0.0	NA	NA	0	0	0	0	0	0	0
Nov 26	NYG	W	p	1	1	0	0.0	0.0	NA	NA	0	0	0	0	0	0	0
Dec 6	@ KC	W	p	1	1	0	0.0	0.0	NA	NA	0	0	0	0	0	0	0
Dec 13	@ Ind	L	p	3	1	0	0.0	0.0	NA	NA	0	0	0	0	0	0	0
Dec 20	Oak	L	p	2	2	0	0.0	0.0	NA	NA	0	0	0	0	0	0	0
Dec 27	@ Phi	L	p	0	0	0	0.0	0.0	NA	NA	0	0	0	0	0	0	0
Jan 3	KC	L	p	2	2	0	0.0	0.0	NA	NA	0	0	0	0	0	0	0
Totals		8-8	16/0	35	25	10	0.0	0.0	NA	NA	1	0	2	1	0	0	0

2010 Denver Broncos

Date	Opp	W/L	P/S	Tot	Solo	Asst	Sk	- Yds	QBP	TFL	Int - Yds	-TD	PD	FF	FR - Yds	SpT
Sept 12	@ Jax	L	p	0	0	0	0.0	0.0	NA	NA	0	0	0	0	0	0
Sept 19	Sea	W	IA													
Sept 26	Ind	L	S	0	0	0	0.0	0.0	NA	NA	0	0	0	0	0	0
Oct 3	@ Ten	W	IA													
Oct 10	@ Bal	L	S	0	0	0	0.0	0.0	NA	NA	0	0	0	0	0	0
Oct 17	NYJ	L	IA													
Oct 24	Oak	L	IA													
Oct 31	@ SF	L	IA													
Nov 14	KC	W	S	0	0	0	0.0	0.0	NA	NA	0	0	0	0	0	0
Nov 22	@ SD	L	p	6	4	2	0.0	0.0	NA	NA	0	0	0	0	0	0
Nov 28	StL	L	p	0	0	0	0.0	0.0	NA	NA	0	0	0	0	0	0
Dec 5	@ KC	L	p	1	1	0	0.0	0.0	NA	NA	0	0	0	0	0	0
Dec 12	@ Ari	L	p	1	1	0	0.0	0.0	NA	NA	0	0	0	0	0	0
Dec 19	@ Oak	L	p	1	1	0	0.0	0.0	NA	NA	0	0	0	0	0	0
Dec 26	Hou	W	S	9	8	1	0.0	0.0	NA	NA	0	0	0	0	0	0
Jan 2	SD	L	S	5	5	0	1.0	10.0	NA	NA	0	0	0	0	0	0
Totals		4-12	11/3	23	20	3	1.0	10.0	NA	NA	0	0	0	0	0	0

2011 Denver Broncos

Date	Opp	W/L	P/S	Tot	Solo	Asst	Sk	- Yds	QBP	TFL	Int	-Yds	-TD	PD	FF	FR - Yds	SpT
Sept 12	Oak	L	S	6	5	1	0.0	0.0	NA	NA	0	0	0	0	0	0	0
Sept 18	Cin	W	S	13	10	3	0.0	0.0	NA	NA	0	0	0	1	0	0	0
Sept 25	@ Ten	L	S	9	6	3	0.0	0.0	NA	NA	0	0	0	0	0	0	0
Oct 2	@ GB	L	S	6	4	2	0.0	0.0	NA	NA	0	0	0	0	0	0	0
Oct 9	SD	L	p	7	6	1	0.0	0.0	NA	NA	0	0	0	0	0	0	0
Oct 23	@ Mia	W	S	4	3	1	0.0	0.0	NA	NA	0	0	0	0	0	0	0
Oct 30	Det	L	S	8	5	3	0.0	0.0	NA	NA	0	0	0	0	0	0	0
Nov 6	@ Oak	W	p	3	2	1	0.0	0.0	NA	NA	0	0	0	0	0	0	0
Nov 13	@ KC	W	IA														
Nov 17	NYJ	W	p	7	5	2	0.0	0.0	NA	NA	0	0	0	0	1	0	0
Nov 27	@ SD	W	p	7	3	4	0.0	0.0	NA	NA	0	0	0	0	0	0	0
Dec 4	@ Min	W	p	4	2	2	0.0	0.0	NA	NA	0	0	0	0	0	0	0
Dec 11	Chi	W	p	2	2	0	0.0	0.0	NA	NA	0	0	0	0	1	0	0
Dec 18	NE	L	S	8	5	3	0.0	0.0	NA	NA	0	0	0	0	0	0	0
Dec 24	@ Buf	L	p	3	2	1	0.0	0.0	NA	NA	0	0	0	1	0	0	0
Jan 1	KC	L	p	0	0	0	0.0	0.0	NA	NA	0	0	0	0	0	0	0
Totals		8-8	15/7	87	60	27	0.0	0.0	NA	NA	0	0	0	2	2	0	0
Playoffs																	
Jan 8	Pit	W	p	0	0	0	0.0	0.0	NA	NA	0	0	0	0	0	0	0
Jan 14	@ NE	L	p	0	0	0	0.0	0.0	NA	NA	0	0	0	0	0	0	0
Totals		1-1	2/0	0	0	0	0.0	0.0	NA	NA	0	0	0	0	0	0	0

2012 Denver Broncos

Date	Opp	W/L	P/S	Tot	Solo	Asst	Sk	- Yds	QBP	TFL	Int - Yds	-TD	PD	FF	FR - Yds	SpT
Sept 9	Pit	W	S	12	12	0	1.0	5.0	NA	NA	0	0	0	0	0	0
Sept 17	@ Atl	L	S	6	5	1	0.0	0.0	NA	NA	0	0	0	0	0	0
Sept 23	Hou	L	p	1	1	0	0.0	0.0	NA	NA	1	7	0	1	0	0
Sept 30	Oak	W	S	6	1	5	0.5	1.0	NA	NA	0	0	0	0	0	0
Oct 7	@ NE	L	S	11	5	6	0.5	10.0	NA	NA	0	0	0	0	0	0
Oct 15	@ SD	W	S	9	6	3	0.0	0.0	NA	NA	0	0	0	0	0	0
Oct 28	NO	W	S	13	9	4	1.0	12.0	NA	NA	1	8	0	2	1	0
Nov 4	@ Cin	W	S	14	4	10	0.0	0.0	NA	NA	0	0	0	0	0	0
Nov 11	@ Car	W	S	5	3	2	0.0	0.0	NA	NA	0	0	0	0	0	0
Nov 18	SD	W	S	8	5	3	0.0	0.0	NA	NA	1	25	0	1	0	0
Nov 25	@ KC	W	S	9	8	1	1.0	9.0	NA	NA	0	0	0	1	0	0
Dec 2	TB	W	S	3	0	3	0.0	0.0	NA	NA	0	0	0	0	0	0
Dec 6	@ Oak	W	IA													
Dec 16	Bal	W	S	5	4	1	0.0	0.0	NA	NA	0	0	0	0	0	0
Dec 23	Cle	W	S	8	4	4	1.5	10.5	NA	NA	0	0	0	0	0	0
Dec 30	KC	W	S	4	3	1	0.0	0.0	NA	NA	0	0	0	0	0	0
Totals		13-3	15/14	114	70	44	5.5	47.5	NA	NA	3	40	0	6	1	0

Playoffs

Jan 12	Bal	L	S	7	7	0	0.0	0.0	NA	NA	0	0	0	0	0	0	0
Totals		0-1	1/1	7	7	0	0.0	0.0	NA	NA	0	0	0	0	0	0	0

2013 Denver Broncos

Date	Opp	W/L	P/S	Tot	Solo	Asst	Sk	-Yds	QBP	TFL	Int - Yds	-TD	PD	FF	FR - Yds	SpT
Sept 5	Bal	W	S	10	5	5	0.5	4.0	NA	NA	0	0	0	1	0	0
Sept 1	@ NYG	W	S	7	4	3	0.0	0.0	NA	NA	0	0	0	1	0	0
Sept 23	Oak	W	S	8	4	4	0.5	5.5	NA	NA	0	0	0	0	0	0
Sept 29	Phi	W	S	8	4	4	0.5	1.5	NA	NA	0	0	0	0	0	0
Oct 6	@ Dal	W	S	2	2	0	0.0	0.0	NA	NA	0	0	0	0	0	0
Oct 13	Jax	W	IA													
Oct 20	@ Ind	L	IA													
Oct 27	Was	W	S	5	4	1	0.0	0.0	NA	NA	0	0	0	0	0	0
Nov 10	@ SD	W	S	11	5	6	0.0	0.0	NA	NA	0	0	0	0	0	0
Nov 17	KC	W	S	5	1	4	0.0	0.0	NA	NA	0	0	1	0	0	0
Nov 24	@ NE	L	S	15	7	8	0.0	0.0	NA	NA	0	0	0	0	0	0
Dec 1	@ KC	W	S	5	5	0	0.0	0.0	NA	NA	1	0	0	1	1	0
Dec 8	Ten	W	p	2	1	1	0.0	0.0	NA	NA	0	0	0	0	0	0
Dec 12	SD	L	p	3	3	0	0.0	0.0	NA	NA	0	0	0	0	0	0
Dec 22	@ Hou	W	p	1	1	0	0.0	0.0	NA	NA	0	0	0	0	0	0
Dec 29	@ Oak	W	p	1	1	0	0.0	0.0	NA	NA	0	0	0	0	0	0
Totals		13-3	14/10	83	47	36	1.5	11.0	NA	NA	1	0	0	4	1	0

WESLEY WOODYARD'S GAME-BY-GAME CONT.

2015 Tennessee Titans																	Nov 15																					
Date	Opp	W/L	P/S	Tot	Solo	Asst	Sk	- Yds	QBP	TFL	Int	- Yds	-TD	PD	FF	FR - Yds	SpT	Car	L	S	10	6	4	1.0	1.0	2	1	0	0	0	0	0	0	0	0			
Sept 13	@ TB	W	p	3	2	1	0.0	0.0	0	0	0	0	0	0	0	0	0	1	@ Jax	L	S	6	4	2	1.0	6.0	1	2	0	0	0	0	0	0	0			
Sept 20	@ Cle	L	p	1	1	0	1.0	10.0	0	0	0	0	0	0	0	1	0	0	Nov 29	Oak	L	S	7	6	1	0.0	0.0	0	0	0	0	0	0	0	0	0		
Sept 27	Ind	L	p	1	0	1	0.0	0.0	0	0	0	0	0	0	0	0	0	0	Dec 6	Jax	W	S	5	1	4	0.0	0.0	1	0	0	0	0	1	0	1	3	0	
Oct 11	Buf	L	S	10	7	3	0.0	0.0	0	0	0	0	0	0	0	0	0	0	Dec 13	@ NYJ	L	S	8	5	3	0.0	0.0	0	0	0	0	0	0	0	0	0	1	
Oct 18	Mia	L	S	11	9	2	1.0	10.0	1	2	0	0	0	0	0	0	0	0	Dec 20	@ NE	L	S	12	5	7	0.0	0.0	0	0	0	0	0	0	0	0	0	0	
Oct 25	Atl	L	S	11	8	3	0.0	0.0	0	0	0	0	0	0	0	0	0	0	Dec 27	Hou	L	S	3	1	2	0.0	0.0	1	0	0	0	0	0	0	0	0	1	
Nov 1	@ Hou	L	S	8	7	1	0.0	0.0	1	1	0	0	0	0	0	0	0	1	Jan 3	@ Ind	L	p	4	2	2	0.0	0.0	1	0	0	0	0	2	0	0	0	0	
Nov 8	@ NO	W	S	10	6	4	1.0	11.0	1	1	0	0	0	0	0	0	0	1	Totals			3-13	16/12	110	70	40	5.0	38.0	9	7	0	0	0	3	1	1	3	6

WESLEY WOODYARD'S NFL STATISTICS

REGULAR SEASON				TACKLES							INTERCEPTIONS					FUMBLES			
Year	Team	GP	GS	Tot	Solo	Asst	Sk	Yds	QBP	TFL	No	Yds	Lg	TD	PD	FF	FR	Yds	SpT
2008	Denver	16	6	54	47	7	0.0	0.0	NA	NA	0	0	-	0	1	1	0	0	11
2009	Denver	16	0	35	25	10	0.0	0.0	NA	NA	1	0	0	0	2	1	0	0	9
2010	Denver	11	3	23	20	3	1.0	10.0	NA	NA	0	0	-	0	0	0	0	0	15
2011	Denver	15	7	87	60	27	0.0	0.0	NA	NA	0	0	-	0	2	2	0	0	10
2012	Denver	15	14	114	70	44	5.5	47.5	NA	NA	3	40	25	0	6	1	1	12	3
2013	Denver	14	10	83	47	36	1.5	11	NA	NA	1	0	0	0	4	1	0	0	1
2014	Tennessee	16	16	134	66	68	2.5	12.0	9	8	2	20	13	0	4	0	0	0	2
2015	Tennessee	16	12	110	70	40	5.0	38.0	9	7	0	0	0	0	3	1	1	3	6
NFL Totals		119	68	640	405	235	15.5	118.5	18	15	7	60	25	0	22	7	2	15	57

PLAYOFFS				TACKLES							INTERCEPTIONS					FUMBLES			
Year	Team	GP	GS	Tot	Solo	Asst	Sk	Yds	QBP	TFL	No	Yds	Lg	TD	PD	FF	FR	Yds	SpT
2011	Denver	2	0	0	0	0	0.0	0.0	NA	NA	0	0	-	0	0	0	0	0	1
2012	Denver	1	1	7	7	0	0.0	0.0	NA	NA	0	0	-	0	0	0	0	0	0
2013	Denver	3	0	7	4	3	0.0	0.0	NA	NA	0	0	-	0	0	0	0	0	0
NFL Totals		6	1	14	11	3	0.0	0.0	NA	NA	0	0	-	0	0	0	0	0	1

Single-Game Highs

Tackles - 15 at New England (11/24/13)

Sacks - 1.5 vs. Cleveland (12/23/12)

Interceptions - 1 (Seven times, last at Washington 10/19/14)

Forced Fumble - 1 (Seven times, last at Cleveland 9/20/15)

Fumble Recovery - 1 vs. San Diego (11/18/12)

Passes Defensed - 2 (Three times, last at Indianapolis 1/3/15)

Special Teams Tackles - 3 (Twice, last vs. St. Louis 11/28/10)

Playoff Single-Game Highs

Tackles - 7 vs. Baltimore (1/12/13)

Special Teams Tackles - 1 at New England (12/14/12)

Additional Statistics

Special Teams Forced Fumbles - 1 (2011), 1 (2013)

Touchdowns - 1 (three-yard fumble return vs. Jacksonville, 12/6/15)

25



BLIDI WREH-WILSON

CORNERBACK • 6'1" • 198 lbs • COLLEGE: CONNECTICUT
ACQUIRED: 3RD ROUND - 2013 • NFL EXP. (NFL/TITANS): 3/3
HOMETOWN: EDINBORO, PA.
GAMES PLAYED/GAMES STARTED: 34/14 (PLAYOFFS: 0/0)



PRO: A big, athletic cornerback with the ability to excel in press coverage, Blidi Wreh-Wilson (pronounced blee-dee ray WIL-son) was selected by the Titans from the University of Connecticut in the third round of the 2013 NFL Draft. The 6-foot-1-inch, 198-pounder offers an impressive combination of size, athleticism, intelligence and footwork. He was also a leader at UConn, earning a role as team captain as a senior and winning the team's Most Valuable Player Award.

CAREER HIGHLIGHTS:

- In 2014, Wreh-Wilson started 11 games at cornerback and ranked second on the team with 10 passes defended. He notched 57 tackles, an interception and a quarterback pressure.
- As a rookie in 2013, Wreh-Wilson played in 13 games in a reserve role and contributed nine tackles, one tackle for loss, one pass defended and one forced fumble. On special teams, he added five tackles and one forced fumble.
- As a senior at Connecticut, Wreh-Wilson started 11 games and was named the team's Most Valuable Player after contributing 47 tackles and an interception.

TITANS TIDBITS:

- Wreh-Wilson did not play football until his senior year of high school. His focus was on soccer and basketball until he was convinced by friends and General McLane's head football coach to give football a try.
- Wreh-Wilson's parents are natives of Liberia. His father, D. Elliott Wreh-Wilson, came to the United States in 1980 to attend college. After he graduated from Boston College, he went back and got Blidi's mother, Lucinda, and his brother, Elliott Jr., and brought them to the U.S. in 1984. Blidi was born five years later, followed by his sister, Tsuwli Lucinda.
- The name Blidi is literally translated as "trouble," but he explains why his father, a philosophy professor at Edinboro University, named him that: "In Liberia there was a war, and that was the trouble. But when I came along, he named me that with the belief I could bring peace."
- During his redshirt freshman season at Connecticut, Wreh-Wilson was forced to cope with a shocking tragedy: his teammate and close friend, cornerback Jasper "Jazz" Howard, was stabbed to death. Howard's locker was next to Wreh-Wilson's and remained untouched for the remainder of the 2009 season. Wreh-Wilson replaced his friend in the starting lineup, and the season ended for the Huskies with four consecutive victories, including a Papajohns.com Bowl win.
- Wreh-Wilson was featured in the *Nashville Scene's* 2015 Single in the City issue which showcases Nashville's most eligible bachelors.

CAREER TRANSACTIONS:

- The Edinboro, Pa., native was selected by the Titans in the third round (70th overall) of the 2013 NFL Draft.

SEASON RECAPS:

- 2015 (10/3):** Played in 10 games with three starts at cornerback and registered 17 tackles, four passes defended and three special teams tackles. Was inactive for six contests. Tied for the team lead in passes defended three times in 2015 (at CLE, vs. IND, at HOU). Tied for the team lead in special teams tackles once in 2015 (vs. BUF).
- At Tampa Bay (9/13), saw significant action as a reserve at cornerback and collected a tackle and a pass defended. Notched a special teams stop on coverage units. Broke up a pass intended for Vincent Jackson late in the third quarter.
 - At Cleveland (9/20), played as a reserve as the nickelback and amassed a pass defended. Broke up a third-and-seven pass intended for Brian

Hartline at the end of the first quarter.

- Against Indianapolis (9/27), saw action as a reserve as the nickelback and totaled a tackle and a pass defended. Batted down a pass intended for Donte Moncrief in the first quarter. Pinned the Colts deep in their own territory by downing a Brett Kern 40-yard punt at the Colts' two-yard line early in the fourth quarter.
- Against Buffalo (10/11), played as a reserve on special teams and notched a tackle on coverage units.
- Against Miami (10/18), saw action as a reserve at cornerback and tallied three tackles.
- Against Atlanta (10/25), saw significant action as the team's nickel back and amassed three tackles.
- At Houston (11/1), started at cornerback as the team opened the game in a unique nickel package. Registered two tackles and a pass defended. Collected a special teams stop on coverage units.
- At New Orleans (11/8), was inactive.
- Against Carolina (11/15), started at cornerback and tallied two tackles. Left the game late in the second quarter with an injury.
- At Jacksonville (11/19), was inactive.
- Against Oakland (11/29), started at cornerback and recorded four tackles.
- Against Jacksonville (12/6), played as a reserve at cornerback and posted a tackle.
- At N.Y. Jets (12/13), was inactive.
- At New England (12/20), was inactive.
- Against Houston (12/27), was inactive.
- At Indianapolis (1/3), was inactive.

2014 (11/11): Started 11 games at cornerback and ranked second on the team with 10 passes defended. Totaled 57 tackles, an interception and a quarterback pressure. Was inactive for two games. Was placed on injured reserve on Dec. 9, 2014. Tied for the team lead in tackles once in 2014 (vs. JAX). Led or tied for the team lead in passes defended six times in 2014 (at CIN, vs. JAX, at WAS, vs. HOU, at BAL, vs. PIT). Recorded his first career NFL start at Kansas City (9/7/14).

- At Kansas City (9/7), made his first career NFL start at cornerback and collected three tackles.
- At Indianapolis (9/28), started at cornerback and amassed four tackles and a pass defended. Broke up a deep pass intended for T.Y. Hilton in the second quarter.
- Against Jacksonville (10/12), started at cornerback and tied for the team lead with a career-best 11 tackles, a team-high two passes defended, including his first career interception. Halted a Jaguars' drive by breaking up a pass intended for Allen Robinson on third-and-seven in the first quarter. Ended a Jaguars' drive by intercepting a pass intended for Allen Hurns and returning it 34 yards late in the third quarter.
- Against Houston (10/26), started at cornerback and posted seven tackles and two passes defended. Batted down a deep pass intended for DeAndre Hopkins in the opening quarter. Knocked down a pass intended for Hopkins in the second quarter.
- Against Pittsburgh (11/17), started at cornerback and notched three tackles and two passes defended. Batted down a deep pass intended for Martavis Bryant late in the first quarter. Broke up a deep pass intended Bryant in the end zone late in the second quarter.
- Against N.Y. Giants (12/7), started at cornerback and totaled a tackle before leaving the game early in the first quarter with a shoulder injury.

2013 (13/0): Played in 13 games as a reserve and collected nine tackles, including a stop for loss, a pass defended and a forced fumble. Registered five special teams tackles and a forced fumble on coverage units. Was

inactive for three games. Tied for the team lead in special teams tackles once (at DEN).

- At Pittsburgh (9/8), saw action as a reserve on special teams coverage units in his NFL debut.
- Against N.Y. Jets (9/29), posted his first special teams tackle.
- At Oakland (11/24), saw action as a reserve cornerback on the final two plays of the game and notched a tackle and a forced fumble. Sealed the victory by forcing a Rod Streater fumble on the final lateral play that was recovered by Jurrell Casey at the Raiders' 42-yard line. Posted a special teams tackle on coverage units.
- At Denver (12/8), tied for the team lead with two special teams tackles.
- Against Arizona (12/15), played as a reserve as the dime back and set a career-high with three tackles, including a stop for loss. Tackled Andre Ellington for a one-yard loss on a rush off right tackle in the second quarter.
- At Jacksonville (12/22), played as a reserve as the nickel back and accumulated two solo tackles.
- Against Houston (12/29), played as a reserve as the nickel back and tallied three tackles and a pass defended. Broke up a deep pass intended for Andre Johnson along the left sideline in the third quarter.

COLLEGE:

- In four seasons at the University of Connecticut, Wreh-Wilson played in 46 games with 39 starts. He posted 181 total tackles, a half sack, three tackles for loss, eight interceptions, 27 passes defended and a fumble recovery. He returned two of his interceptions for touchdowns.
- As a senior (2012), played in and started 11 games. Totaled 47 tackles, an interception and nine passes defended. Honored as the team's Most Valuable Player and named second-team All-Big East.
- As a junior (2011), played in eight contests with seven starts and contributed 37 tackles, a half sack, two tackles for loss and two interceptions. Missed five games after suffering a knee injury in the Buffalo game (Sept. 24) and returned for the final three contests.
- As a sophomore (2010), started all 13 games (career high) for the Huskies at cornerback and had four interceptions, including two he returned for touchdowns. Added 57 tackles, a tackles for loss, five passes defended

and a 24-yard fumble return.

- As a redshirt freshman (2009), played in all 13 games with nine starts, including starts in the final seven games of the season. Posted 40 tackles, one interception and six passes defended.
- Redshirted in 2008.
- Graduated in December 2012 with a double major in economics and agricultural resource economics.

PERSONAL:

- Single, splits time between Nashville and Edinboro, Pa.
- Attended General McLane (Edinboro, Pa.) High School, where he was an honorable mention All-State pick as a senior—his only season playing high school football. Also named All-District and All-Region in 2007. Named to the *Meadville Tribune's* Dream Team.
- As a senior running back for his high school team, averaged 11.2 yards on 37 carries (413 yards) with six touchdowns and added 18 receptions for 307 yards (17.1 avg.) and four touchdowns. As a cornerback, he registered 32 tackles with three interceptions and seven pass deflections. He also returned 14 kickoffs for 365 yards (26.1 avg.) with two scores and averaged 10.0 yards per punt return. He kicked three PATs and kicked off 15 times for 571 yards, with two of his kickoffs resulting in touchbacks.
- Also participated on the soccer, basketball and track teams in high school.
- Follow Wreh-Wilson on Twitter: @wrehblidi
- List of favorites: (movie) "Bad Boys II"; (TV show) "SportsCenter"; (actress) Eva Mendes; (music artist) Kanye West; (school subject) physical education; (car) Porsche Panamera; (video game) Fifa '15; (food) sushi and Japanese food; (athlete as a child) Emmitt Smith; and (pro sports team as a child) Pittsburgh Steelers.
- Born Bliidi Bertrand Wreh-Wilson on Dec. 5, 1989 in Malden, Mass.

BLIDI WREH-WILSON'S GAME-BY-GAME

2013 Tennessee Titans

Date	Opp	W/L	P/S	Tot	Solo	Asst	Sk	- Yds	QBP	TFL	Int	- Yds	-TD	PD	FF	FR	- Yds	SpT
Sept 8	@ Pit	W	p	0	0	0	0.0	0.0	0	0	0	0	0	0	0	0	0	0
Sept 15	@ Hou	L	p	0	0	0	0.0	0.0	0	0	0	0	0	0	0	0	0	0
Sept 22	SD	W	IA															
Sept 29	NYJ	W	p	0	0	0	0.0	0.0	0	0	0	0	0	0	0	0	0	1
Oct 6	KC	L	IA															
Oct 13	@ Sea	L	IA															
Oct 20	SF	L	p	0	0	0	0.0	0.0	0	0	0	0	0	0	0	0	0	0
Nov 3	@ StL	W	p	0	0	0	0.0	0.0	0	0	0	0	0	0	0	0	0	0
Nov 10	Jax	L	p	0	0	0	0.0	0.0	0	0	0	0	0	0	0	0	0	0
Nov 14	Ind	L	p	0	0	0	0.0	0.0	0	0	0	0	0	0	0	0	0	1
Nov 24	@ Oak	W	p	1	1	0	0.0	0.0	0	0	0	0	0	0	1	0	0	1
Dec 1	@ Ind	L	p	0	0	0	0.0	0.0	0	0	0	0	0	0	0	0	0	0
Dec 8	@ Den	L	p	0	0	0	0.0	0.0	0	0	0	0	0	0	0	0	0	2
Dec 15	Ari	L	p	3	2	1	0.0	0.0	0	1	0	0	0	0	0	0	0	0
Dec 22	@ Jax	W	p	2	2	0	0.0	0.0	0	0	0	0	0	0	0	0	0	0
Dec 29	Hou	W	p	3	1	2	0.0	0.0	0	0	0	0	0	1	0	0	0	0
Totals			7-9	13/0	9	6	3	0.0	0.0	0	1	0	0	0	1	1	0	5

2014 Tennessee Titans

Date	Opp	W/L	P/S	Tot	Solo	Asst	Sk	- Yds	QBP	TFL	Int	- Yds	-TD	PD	FF	FR	- Yds	SpT
Sept 7	@ KC	W	S	3	3	0	0.0	0.0	0	0	0	0	0	0	0	0	0	0
Sept 14	Dal	L	S	6	5	1	0.0	0.0	1	0	0	0	0	0	0	0	0	0
Sept 21	@ Cin	L	S	3	3	0	0.0	0.0	0	0	0	0	0	1	0	0	0	0
Sept 28	@ Ind	L	S	4	3	1	0.0	0.0	0	0	0	0	0	1	0	0	0	0
Oct 5	Cle	L	IA															
Oct 12	Jax	W	S	11	10	1	0.0	0.0	0	0	1	34	0	2	0	0	0	0
Oct 19	@ Was	L	S	7	4	3	0.0	0.0	0	0	0	0	0	1	0	0	0	0
Oct 26	Hou	L	S	7	7	0	0.0	0.0	0	0	0	0	0	2	0	0	0	0

Nov 9	@ Bal	L	S	6	5	1	0.0	0.0	0	0	0	0	0	0	0	0	0	0
Nov 17	Pit	L	S	3	2	1	0.0	0.0	0	0	0	0	0	0	0	2	0	0
Nov 23	@ Phi	L	IA															
Nov 30	@ Hou	L	S	6	5	1	0.0	0.0	0	0	0	0	0	0	0	0	0	0
Dec 7	NYG	L	S	1	0	1	0.0	0.0	0	0	0	0	0	0	0	0	0	0
Dec 14	NYJ			Placed on injured reserve on Dec. 9, 2014														
Dec 18	@ Jax																	
Dec 28	Ind																	
Totals				2-11	11/11	57	47	10	0.0	0.0	1	0	1	34	0	10	0	0

2015 Tennessee Titans

Date	Opp	W/L	P/S	Tot	Solo	Asst	Sk	- Yds	QBP	TFL	Int	- Yds	-TD	PD	FF	FR	- Yds	SpT
Sept 13	@ TB	W	p	1	1	0	0.0	0.0	0	0	0	0	0	0	1	0	0	0
Sept 20	@ Cle	L	p	0	0	0	0.0	0.0	0	0	0	0	0	0	1	0	0	0
Sept 27	Ind	L	p	1	1	0	0.0	0.0	0	0	0	0	0	0	1	0	0	0
Oct 11	Buf	L	p	0	0	0	0.0	0.0	0	0	0	0	0	0	0	0	0	1
Oct 18	Mia	L	p	3	3	0	0.0	0.0	0	0	0	0	0	0	0	0	0	0
Oct 25	Atl	L	p	3	3	0	0.0	0.0	0	0	0	0	0	0	0	0	0	0
Nov 1	@ Hou	L	S	2	1	1	0.0	0.0	0	0	0	0	0	0	1	0	0	1
Nov 8	@ NO	W	IA															
Nov 15	Car	L	S	2	2	0	0.0	0.0	0	0	0	0	0	0	0	0	0	0
Nov 19	@ Jax	L	IA															
Nov 29	Oak	L	S	4	4	0	0.0	0.0	0	0	0	0	0	0	0	0	0	0
Dec 6	Jax	W	p	1	1	0	0.0	0.0	0	0	0	0	0	0	0	0	0	0
Dec 13	@ NYJ	L	IA															
Dec 20	@ NE	L	IA															
Dec 27	Hou	L	IA															
Jan 3	@ Ind	L	IA															
Totals				3-13	10/3	17	16	1	0.0	0.0	0	0	0	0	4	0	0	3

BLIDI WREH-WILSON'S NFL STATISTICS

REGULAR SEASON				TACKLES							INTERCEPTIONS					FUMBLES			
Year	Team	GP	GS	Tot	Solo	Asst	Sk	Yds	QBP	TFL	No	Yds	Lg	TD	PD	FF	FR	Yds	SpT
2013	Tennessee	13	0	9	6	3	0.0	0.0	0	1	0	0	0	0	1	1	0	0	5
2014	Tennessee	11	11	57	47	10	0.0	0.0	1	0	1	34	34	0	10	0	0	0	0
2015	Tennessee	10	3	17	16	1	0.0	0.0	0	0	0	0	0	0	4	0	0	0	3
NFL Totals		34	14	83	69	14	0.0	0.0	1	1	1	34	34	0	15	1	0	0	8

Single-Game Highs

Tackles - 11 vs. Jacksonville (10/12/14)

Forced Fumble - 1 at Oakland (10/24/13)

Interceptions - 1 vs. Jacksonville (10/12/14)

Passes Defensed - 2 (Three times, last vs. Pittsburgh 11/17/14)

Special Teams Tackles - 2 at Denver (12/8/13)

13



KENDALL WRIGHT

WIDE RECEIVER • 5'10" • 191 lbs • COLLEGE: BAYLOR
 ACQUIRED: 1ST ROUND - 2012 • NFL EXP. (NFL/TITANS): 4/4
 HOMETOWN: PITTSBURG, TEXAS
 GAMES PLAYED/GAMES STARTED: 55/37 (PLAYOFFS: 0/0)



PRO: The Titans used the 20th overall pick in the 2012 NFL Draft to select Baylor wide receiver Kendall Wright. Since then, Wright has become one of the most dynamic and productive young receivers in team history. His total of 215 receptions during his first three seasons with the club is unprecedented among Titans and Oilers players. The next closest is Webster Slaughter's 184 catches from 1992 through 1994. In 2013, Wright became the first player in franchise history to lead the team in receptions in each of his first two NFL seasons, and his 158 catches in that span were the most in team annals for a player's first two campaigns. His 94 catches in 2013 ranked fifth in franchise history for a single season, and his 1,079 receiving yards were the most by a Titans player since 2004 (Drew Bennett and Derrick Mason). The 5-foot-10-inch, 191-pounder made an immediate impact in 2012 by tying for the NFL lead among rookies with 64 receptions. Wright was used principally as a slot receiver in college, but he has grown to become a weapon that can be used all over the field. He is a primary weapon whose sudden burst and consistent, strong hands figure to make him a key component in the Titans' offensive scheme for years to come.

CAREER HIGHLIGHTS:

- In 2014, Wright's 57 receptions and 715 receiving yards ranked second on the team. His six touchdown catches led the squad and set a new career high.
- In 2013, Wright led the team with 94 catches and 1,079 receiving yards. He ranked fifth in the AFC and seventh in the NFL in receptions, and his reception total also ranked fifth in franchise history for a single season. Wright's 1,079 receiving yards were the most by a Titans player since 2004, when Drew Bennett (1,247) and Derrick Mason (1,168) each finished with more than 1,100.
- As a rookie in 2012, Wright saw action in 15 games and tied for first among all NFL rookies with a team-best 64 receptions. He also tied for the team lead with four receiving touchdowns and ranked second on the squad with 626 receiving yards.
- Wright concluded his Baylor career as the most decorated and accomplished receiver in school history. He set virtually every significant receiving record for the program, totaling 302 receptions for 4,004 yards and 30 touchdowns. He never missed a game in his four years with the Bears and recorded at least one reception in every contest.
- As a senior in 2011, Wright set Baylor single-season records in receptions (108), receiving yards (1,663), receiving touchdowns (14), 100-yard games (nine), all-purpose yards (1,772) and consecutive games with a reception (tied own record with 13). He landed on numerous All-American lists and was a Biletnikoff Award semi-finalist.

TITANS TIDBITS:

- During the 2013 offseason, Wright went back to Baylor to train for his second NFL campaign. He worked out with Dallas Cowboys receiver Terrance Williams and lost close to 15 pounds.
- As a freshman at Baylor, Wright played on the basketball team. He appeared in 13 games as a reserve guard and scored 10 points.
- Wright was a three-sport star at Pittsburg (Texas) High School, where he earned All-State honors in football, basketball and track. He captured the state 3A titles in the long jump (24-0 3/4) and triple jump (48-5 1/4).
- In his spare time, Wright enjoys playing basketball, bass fishing, video games and watching comedy movies.

CAREER TRANSACTIONS:

- The Mount Pleasant, Texas, native was selected by the Titans in the first round (20th overall) of the 2012 NFL Draft.

SEASON RECAPS:

2015 (10/9): Played in 10 games with nine starts at wide receiver. Tied for second on the squad with 36 receptions and ranked fourth on the club with 408 receiving yards. Posted three receiving touchdowns. Was inactive for six games. Has four career 100-yard receiving performances, including one in 2015 (at TB). Led or tied for the team lead in receptions twice in 2015 (at TB, vs. IND). Led the team in receiving yards twice in 2015 (at TB, vs. IND). Posted a career-long 52-yard touchdown reception at Tampa Bay (9/13/15). With a 22-yard reception in the second quarter at Tampa Bay (9/13/15), he eclipsed 2,500 receiving yards for his career, becoming the 16th player in franchise history to reach the mark.

- At Tampa Bay (9/13), started at wide receiver and led the team with four catches and 101 receiving yards with a touchdown. Gave the Titans a 7-0 lead with a 52-yard touchdown on a catch-and-run play over the middle with 13:10 left to play in the first quarter. Set up the Titans' fourth touchdown of the afternoon with a 22-yard reception down to the Buccaneers' two-yard line in the second quarter.
- At Cleveland (9/20), started at wide receiver and grabbed two receptions for 17 yards.
- Against Indianapolis (9/27), started at wide receiver and tied for the team lead seven receptions for a team-best 95 yards with a touchdown. Carried the ball once for 13 yards on a reverse in the first quarter. Cut the Colts' lead to 14-10 with a seven-yard touchdown reception with 19 seconds remaining in the second quarter. Set up the Titans' second touchdown with a 24-yard grab down to the Colts' eight-yard line in the third quarter.
- Against Buffalo (10/11), started at wide receiver and hauled in three receptions for 29 yards.
- Against Miami (10/18), started at wide receiver in his 50th career game and posted four receptions for 34 yards.
- Against Atlanta (10/25), started at wide receiver and collected four receptions for 46 yards with a touchdown. Gave the Titans a 7-0 lead with a 19-yard touchdown catch with 8:42 left to play in the second quarter.
- At Houston (11/1), started at wide receiver and snared four passes for 21 yards. Rushed once for seven yards on a reverse. Left the game midway through the third quarter with an injury.
- At New Orleans (11/8), was inactive.
- Against Carolina (11/15), was inactive.
- At Jacksonville (11/19), was inactive.
- Against Oakland (11/29), returned to the lineup as a reserve at wide receiver and made two receptions for 19 yards.
- Against Jacksonville (12/6), started at wide receiver and grabbed three receptions for 28 yards. Kept the Titans' first touchdown drive alive with a pair of nine-yard receptions on third-and-one and third-and-five in the opening quarter.
- At N.Y. Jets (12/13), was inactive.
- At New England (12/20), was inactive.
- Against Houston (12/27), started at wide receiver and hauled in three receptions for 18 yards before leaving the game in the first quarter with an injury. With his second catch, reached 250 career receptions.
- At Indianapolis (1/3), was inactive.

2014 (14/11): Saw action in 14 games with 11 starts at wide receiver and led the team with a career-high six receiving touchdowns. Ranked second on the squad with 57 receptions and 715 receiving yards. His 215 career catches ranks first in franchise history for a player's first three seasons with the team. His reception total ranks first in franchise history for a player's first three seasons with the team. Carried the ball four times for 54 yards with a long rush of 38 yards. Was inactive for two games. Led or tied for the team lead in receptions eight times (at KC, at CIN, at IND, vs. CLE,

at WAS, at BAL, vs. PIT, at HOU). Led the team in receiving yards four times (at WAS, at BAL, at HOU, at JAX). Posted one of three career 100-yard receiving performances in 2014 (at HOU). Hauled in his 200th career reception against Pittsburgh (11/17/14). He became the 15th player in franchise history to reach the mark and accomplished the feat in fewer games than any other player.

- At Kansas City (9/7), started at wide receiver and led the team with six receptions for 46 yards with a touchdown. Converted a third-and-one with a seven-yard grab during the Titans' touchdown drive in the third quarter. Gave the Titans a 17-3 lead with a six-yard touchdown reception on third-and-two with 10:26 left to play in the third quarter.
- Against Dallas (9/14), started at wide receiver and recorded three receptions for 31 yards. Kickstarted the Titans' first scoring drive with back-to-back receptions for 12 and 11 yards to open the third quarter.
- At Cincinnati (9/21), started at wide receiver and led the team with five receptions for 44 yards. Set up the Titans' only touchdown with a 28-yard reception down to the Bengals' one-yard line in the fourth quarter.
- At Indianapolis (9/28), started at wide receiver and tied for the team lead with five receptions for 55 yards.
- Against Cleveland (10/5), started at wide receiver and hauled in a team-high six receptions for 47 yards with a career-high two touchdowns. Led the team with 43 rushing yards on two carries. Gave the Titans a 7-0 lead by hauling in an 11-yard touchdown pass on third-and-three with 4:46 left to play in the first quarter. Kickstarted the Titans' second scoring drive with a 38-yard run on a fly sweep late in the first quarter. Gave the Titans a 21-3 advantage with an 11-yard touchdown grab in the back of the end zone with 3:43 left to play in the first half.
- At Washington (10/19), started at wide receiver and led the team with six receptions and 68 receiving yards with a touchdown. Gave the Titans a 10-6 lead with a 14-yard touchdown catch with 1:04 left to play in the first half. On a 16-yard reception in the fourth quarter, he eclipsed 2,000 receiving yards for his career.
- Against Houston (10/26), caught three passes for 53 receiving yards. Set up the Titans' first touchdown with a career-long 48-yard grab on third-and-three in the third quarter.
- At Baltimore (11/9), started at wide receiver and led the team with four receptions and 53 receiving yards.
- Against Pittsburgh (11/17), led the team with four catches for 70 yards. Set up the Titans' first touchdown with a 23-yard catch down to the Steelers' nine-yard line in the first quarter. Set up the Titans' field goal with a 23-yard reception to the Steelers' seven-yard line in the second quarter which marked his 200th career reception. Not only did he become the 15th player in franchise history to reach the mark, but he accomplished the feat in fewer games than any other player.
- At Houston (11/30), started at wide receiver and led the team with seven receptions and 132 receiving yards with a touchdown. Got the Titans on the scoreboard with a 36-yard touchdown reception on the Titans' first drive of the third quarter. Hauled in a 35-yard pass from Jake Locker in the fourth quarter.
- At Jacksonville (12/18), returned to the lineup as a starter at wide receiver and led the team with 73 receiving yards on four receptions. Kept the Titans' touchdown drive alive with a 14-yard reception on third-and-four in the opening stanza. Kickstarted the Titans' final scoring drive with a 39-yard catch down the left sideline in the fourth quarter.
- Against Indianapolis (12/28), started at wide receiver and hauled in two receptions for nine yards with a touchdown. Carried the ball once for 10 yards and a first down. Got the Titans on the scoreboard with a six-yard touchdown reception on third-and-six with 5:07 remaining in the second quarter.

2013 (16/12): Played in all 16 games with 12 starts at wide receiver and led the team, ranked fifth in the AFC and seventh in the NFL with 94 receptions. His 94 receptions rank fifth in franchise history for a single season. Led the team and ranked ninth in the AFC with 1,079 receiving yards. His 1,079 receiving yards are the most by a Titans player since 2004. Finished tied for fifth in the NFL and tied for third in the AFC with 30 third-down receptions. Amassed two receiving touchdowns. Led or tied for the team lead in receptions 11 times (at HOU, vs. NYJ, vs. KC, at SEA, vs. SF, at STL, vs. JAX, at OAK, at IND, vs. ARI, vs. HOU). Led the team in receiving yards eight times (at HOU, vs. KC, at SEA, vs. SF, at STL, vs. JAX, vs. ARI, vs. HOU). Notched career-highs with 12 receptions and 150 receiving yards against Arizona (12/15/13). Posted two 100-yard receiving performances (at OAK, vs. ARI). Collected his 100th career reception against San Francisco (10/20/13) in his 22nd career game, tying Bill Groman (1960-61) and Webster Slaughter (1992-93) for the second-

fewest games in franchise history to amass 100 receptions.

- At Houston (9/15), saw action as a reserve at wide receiver and led the team with seven receptions and 54 receiving yards with a touchdown. Tied the game at 7-7 with a six-yard touchdown reception on third-and-goal with 5:10 left to play in the first quarter. Extended the Titans' nine-play, 99-yard drive with a 14-yard grab on third-and-two in the fourth quarter.
- Against San Diego (9/22), caught six passes for 71 yards.
- Against N.Y. Jets (9/29), tied for the team lead with five receptions for 56 yards. Snared a 25-yard reception on third-and-13 in the third quarter.
- Against Kansas City (10/6), led the team with six receptions and 74 receiving yards. Set up the Titans' field goal in the third quarter with a one-handed 15-yard catch followed by a 24-yard reception down to the Chiefs' 12-yard line.
- At Seattle (10/13), led the team with five receptions and 69 receiving yards. Set up the Titans' first field goal of the day with a 32-yard catch in the first quarter. Extended the Titans' final scoring drive with a 12-yard reception on third-and-five in the fourth quarter.
- Against San Francisco (10/20), led the team with nine receptions and 98 receiving yards. Helped set up the Titans' first touchdown with a 20-yard reception in the fourth quarter. Extended the Titans' second touchdown drive with a 33-yard catch on third-and-eight in the fourth quarter.
- At St. Louis (11/3), tied for the team lead with three receptions for a team-best 69 receiving yards. Hauled in a career-high 45-yard reception on slant in the fourth quarter.
- Against Jacksonville (11/10), led the team with seven receptions and 78 receiving yards. Extended the Titans' initial touchdown drive with a 15-yard reception on third-and-two late in the second quarter. Set up the Titans' second touchdown with a 26-yard grab down to the Jaguars' nine-yard line in the fourth stanza.
- Against Indianapolis (11/14), tied a career-high with nine catches for 80 yards. Extended the Titans' initial touchdown drive with a 17-yard reception on third-and-nine in the opening stanza.
- At Oakland (11/24), posted his first career 100-yard receiving day with six receptions for 103 yards including the game-winning touchdown catch. Kickstarted the Titans' touchdown drive in the third quarter with a 23-yard reception over the middle on the opening play of the second half. Got the Titans' game-winning drive started with a 21-yard reception to the Tennessee 45-yard line in the fourth quarter. Hauled in the game-winning 10-yard touchdown on a third-and-10 pass from Ryan Fitzpatrick with 10 seconds remaining in the game.
- At Indianapolis (12/1), tied for the team lead with six receptions for 77 yards. Gave the Titans an opportunity to tie the game late with a 35-yard reception to the Colts' 44-yard line.
- Against Arizona (12/15), hauled in team-highs and career-bests with 12 receptions and 150 receiving yards. Extended the Titans' first touchdown drive with a 12-yard catch on third-and-11 in the first stanza. Kept the Titans' second touchdown drive alive with a pair of third-down conversions: a 20-yard grab on third-and-eight and a 14-yard reception on third-and-13. Set up the game-tying touchdown with receptions of 26 and 20 yards on back-to-back plays late in the fourth quarter.
- Against Houston (12/29), hauled in a team-high five receptions for a team-best 50 receiving yards, including a 34-yard reception.

2012 (15/5): Played in 15 games with five starts at wide receiver. Led the team and tied for first among all NFL rookies with 64 receptions. Tied for the team lead with four receiving touchdowns and ranked second on the squad with 626 receiving yards. Finished eighth in the AFC with 22 third down receptions. Was inactive for one contest with an injury. Led or tied for the team lead in receptions six times in 2012 (vs. DET, at HST, at MIN, vs. PIT, vs. HST, vs. JAX). Led the team in receiving yards three times in 2012 (at HST, at MIN, vs. PIT). Played in his first career NFL game against New England (9/9/12). Made his first career NFL start and hauled in his first career NFL touchdown reception at San Diego (9/16/12).

- Against New England (9/9), made his NFL debut as a reserve at wide receiver and hauled in five receptions for 37 yards. Extended the Titans' first scoring drive with a 17-yard catch on third-and-seven in the first quarter.
- At San Diego (9/16), made his first career start at wide receiver and caught two passes for 24 yards, including his first career NFL touchdown reception. Snared his first career NFL touchdown, a 15-yard reception from Jake Locker, with 2:20 remaining in the third quarter.
- Against Detroit (9/23), started at wide receiver and led the team with seven receptions for 41 yards.
- At Houston (9/30), started at wide receiver and led the team with four receptions and 46 receiving yards, including a touchdown. Extended the

Titans' final touchdown drive with a 10-yard catch on third-and-three late in the fourth quarter. Hauled in an 11-yard touchdown pass from Matt Hasselbeck with 57 seconds left to play in the game.

- At Minnesota (10/7), started at wide receiver and led the team with nine receptions and 66 receiving yards. Converted a pair of third downs on the Titans' scoring drive with a 10-yard catch on third-and-three and another 10-yard grab on third-and-10.
- Against Pittsburgh (10/11), started at wide receiver and led the team with six receptions and 71 receiving yards. Got the Titans in field goal range with a 15-yard reception on third-and-10 with 11 seconds left to play before halftime. Helped set up the Titans' game-tying touchdown with a 35-yard catch to the Steelers' 15-yard line in the fourth quarter.
- Against Indianapolis (10/28), saw action as a reserve at wide receiver and grabbed four passes for 47 yards with a touchdown. Kept the Titans' touchdown drive alive with seven-yard catch on third-and-five in the second stanza. Gave the Titans a 10-3 advantage with an acrobatic 23-yard touchdown catch on third-and-11 with 1:00 remaining in the first half.
- At Miami (11/11), saw action as a reserve at wide receiver and caught a touchdown. Gave the Titans an early 7-0 lead with a nine-yard touchdown catch on third-and-goal with 6:49 remaining in the first quarter.
- Against Houston (12/2), played in a reserve role at wide receiver and led the team with six receptions for a then career-best 78 yards. Set up the Titans' touchdown with a 38-yard grab down the right sideline in the third quarter.

COLLEGE:

- In four seasons at Baylor, Wright appeared in 50 games with 42 starts en route to becoming the most prolific receiver in school history. His career statistics included 302 receptions for 4,004 yards and 30 touchdowns, setting school records in all three categories. He added 75 rushing attempts for 425 yards and two touchdowns, and he passed for an additional 114 yards and two touchdowns. The owner or co-owner of 16 school records was a four-year starter and a three-time All-Big 12 honoree. He caught at least one pass in all 50 games during his career, setting a Bears consecutive-game receiving record, and had a team-record 19 contests with 100 or more receiving yards. His 4,479 career all-purpose yards likewise set a Baylor record. Between his junior and senior seasons, he had a streak of seven games with at least one touchdown grab.
- As a senior (2011), played in all 13 games with 12 starts as a slot receiver, totaling 108 receptions for 1,663 yards and 14 touchdowns. Earned first-team All-American honors from Athlon, CBSSports.com, Phil Steele and *Pro Football Weekly*, and named second-team All-American by AP, SI.com, Yahoo!/Rivals.com and FoxSportsNet.com. The Biletnikoff Award semi-finalist was named first-team All-Big 12 by league's coaches, AP, *Dallas Morning News*, ESPN.com, CBSSports.com, Yahoo!/Rivals.com, *Fort Worth Star-Telegram*, *Kansas City Star*, *San Antonio Express-News*, *Waco Tribune-Herald* and Phil Steele. Ranked third nationally and led the Big 12 in receiving yards, while placing seventh nationally and second in the conference with 8.3 receptions-per-game. Set school single-season records in receptions (108), receiving yards (1,663), receiving touchdowns (14), 100-yard games (nine), all-purpose yards (1,772) and consecutive games with a reception (tied own record with 13). His two 200-yard games marked a new career record for the Bears. Rushed 10 times for 72 yards, had five punt returns for 37 yards, and completed two-of-three passes for 55 yards and one touchdown.
- As a junior (2010), played in all 13 games with 11 starts at the inside receiver position. Led the Bears with 78 catches for 952 yards and seven touchdowns. Set a then-school record for receptions in season (broke his own record as a senior). Finished third in school single-season history in receiving yardage and tied for eighth in touchdowns. Also rushed eight times for 53 yards, had two punt returns for five yards, and completed

two-of-two passes for 59 yards and one touchdown. Totaled five 100-yard receiving games. Named second-team All-Big 12 by league's coaches, Phil Steele, *Dallas Morning News* and *San Antonio Express-News*, and received honorable mention honors from AP.

- As a sophomore (2009), played in all 12 games with 11 starts at inside receiver and led team in receptions (66), receiving yards (740) and receiving touchdowns (four). Ranked third in school history in single-season receptions. Earned second-team All-Big 12 honors from *Waco Tribune-Herald* and honorable mention from AP. Also recorded 28 rushing attempts for 132 yards and one score. Added four passing attempts (zero completions, two interceptions) and returned one kick for eight yards.
- As a freshman (2008), played in all 12 games with eight starts at inside receiver. Totaled 50 receptions for 649 yards and five touchdowns, leading the squad in all three categories. Set BU freshman records for receptions and receiving yards. Added 168 yards and one score on 29 carries.

PERSONAL:

- Single, and splits time between Nashville and Pittsburg, Texas.
- Attended Pittsburg (Texas) High School, where he excelled as a quarterback and cornerback. Received second-team All-District 16-3A honors at both positions as a junior and senior. Earned second-team Class 3A All-State honors from the Texas Sports Writers Association and honorable mention by the *Associated Press* after registering five interceptions and a pair of touchdowns as a cornerback. As a senior quarterback, he rushed for 1,069 yards and 15 touchdowns while passing for 1,170 yards and nine touchdowns.
- As an All-State basketball performer, Wright averaged 24.5 points, six rebounds, five assists and five steals per game en route to receiving 2007 East Texas Player of the Year honors from the *Tyler Morning Telegram*.
- Wright captured the 2007 Texas Class 3A state long jump title (24-0 3/4) as well as the state triple jump crown (48-5 1/4). He received the 2008 Class 3A gold medal in the triple jump with a state meet-record leap of 50-8 3/4 and placed fifth in the Class 3A ranks in the 100 meters. He has a top speed of 10.3 seconds in the 100.
- Served as a youth basketball coach while still in high school.
- List of favorites: (movies) comedies; (TV show) "The Game"; (actor) Mike Epps; (music artist) Lil' Wayne; (school subject) science; (car) Range Rover; (food) steak; (sports hero) Michael Jordan; and (video game) Madden NFL Football.
- Born Kendall Thomas Wright on Nov. 12, 1989 in Mount Pleasant, Texas.

KENDALL WRIGHT'S GAME-BY-GAME

2012 Tennessee Titans

		RECEIVING							
Date	Opp.	W/L	P/S	No	Yds	Avg	Lg	TD	
Sept 9	NE	L	p	5	37	7.4	17	0	
Sept 16	@ SD	L	S	2	24	12.0	15t	1	
Sept 23	Det	W	S	7	41	5.9	17	0	
Sept 30	@ Hou	L	S	4	46	11.5	20	1	
Oct 7	@ Min	L	S	9	66	7.3	10	0	
Oct 11	Pit	W	S	6	71	11.8	35	0	
Oct 21	@ Buf	W	p	3	19	6.3	11	0	
Oct 28	Ind	L	p	4	47	11.8	23t	1	
Nov 4	Chi	L	p	2	30	15.0	18	0	
Nov 11	@ Mia	W	p	1	9	9.0	9t	1	
Nov 25	@ Jax	L	p	5	48	9.6	23	0	
Dec 2	Hou	L	p	6	78	13.0	38	0	
Dec 9	@ Ind	L	p	5	39	7.8	14	0	
Dec 17	NYJ	W	p	3	31	10.3	14	0	
Dec 23	@ GB	L	IA						
Dec 30	Jax	W	p	2	40	20.0	36	0	
Totals		6-10	15/5	64	626	9.8	38	4	

2013 Tennessee Titans

		RECEIVING							
Date	Opp.	W/L	P/S	No	Yds	Avg	Lg	TD	
Sept 8	@ Pit	W	p	2	11	5.5	7	0	
Sept 15	@ Hou	L	p	7	54	7.7	14	1	
Sept 22	SD	W	p	6	71	11.8	19	0	
Sept 29	NYJ	W	S	5	56	11.2	25	0	
Oct 6	KC	L	S	6	74	12.3	24	0	
Oct 13	@ Sea	L	p	5	69	13.8	32	0	
Oct 20	SF	L	S	9	98	10.9	21	0	
Nov 3	@ StL	W	S	3	69	23.0	45	0	
Nov 10	Jax	L	S	7	78	11.1	26	0	
Nov 14	Ind	L	S	9	80	8.9	17	0	
Nov 24	@ Oak	W	S	6	103	17.2	31	1	
Dec 1	@ Ind	L	S	6	77	12.8	35	0	
Dec 8	@ Den	L	S	2	17	8.5	13	0	
Dec 15	Ari	L	S	12	150	12.5	26	0	
Dec 22	@ Jax	W	S	4	22	5.5	14	0	
Dec 29	Hou	W	S	5	50	10.0	34	0	
Totals		7-9	16/12	94	1,079	11.5	45	2	

2014 Tennessee Titans

		RECEIVING							
Date	Opp.	W/L	P/S	No	Yds	Avg	Lg	TD	
Sept 7	@ KC	W	S	6	46	7.7	14	1	
Sept 14	Dal	L	S	3	31	10.3	12	0	
Sept 21	@ Cin	L	S	5	44	8.8	28	0	
Sept 28	@ Ind	L	S	5	55	11.0	18	0	
Oct 5	Cle	L	S	6	47	7.8	16	2	
Oct 12	Jax	W	S	1	6	6.0	6	0	
Oct 19	@ Was	L	S	6	68	11.3	16	1	
Oct 26	Hou	L	p	3	53	17.7	48	0	
Nov 9	@ Bal	L	S	4	53	13.3	20	0	
Nov 17	Pit	L	p	4	70	17.5	23	0	
Nov 23	@ Phi	L	S	1	28	28.0	28	0	
Nov 30	@ Hou	L	S	7	132	18.9	36t	1	
Dec 7	NYG	L	IA						
Dec 14	NYJ	L	IA						
Dec 18	@ Jax	L	S	4	73	18.3	39	0	
Dec 28	Ind	L	p	2	9	4.5	6t	1	
Totals		2-14	14/11	57	715	12.5	48	6	

2015 Tennessee Titans

		RECEIVING							
Date	Opp.	W/L	P/S	No	Yds	Avg	Lg	TD	
Sept 13	@ TB	W	S	4	101	25.3	52t	1	
Sept 20	@ Cle	L	S	2	17	8.5	10	0	
Sept 27	Ind	L	S	7	95	13.6	24	1	
Oct 11	Buf	L	S	3	29	9.7	17	0	
Oct 18	Mia	L	S	4	34	8.5	16	0	
Oct 25	Atl	L	S	4	46	11.5	19t	1	
Nov 1	@ Hou	L	S	4	21	5.3	18	0	
Nov 8	@ NO	W	IA						
Nov 15	Car	L	IA						
Nov 19	@ Jax	L	IA						
Nov 29	Oak	L	p	2	19	9.5	12	0	
Dec 6	Jax	W	S	3	28	9.3	10	0	
Dec 13	@ NYJ	L	IA						
Dec 20	@ NE	L	IA						
Dec 27	Hou	L	S	3	18	6.0	7	0	
Jan 3	@ Ind	L	IA						
Totals		3-13	10/9	36	408	11.3	52t	3	

KENDALL WRIGHT'S NFL STATISTICS

REGULAR SEASON

		RECEIVING								RUSHING				
Year	Team	GP	GS	No	Yds	Avg	Lg	TD		Att	Yds	Avg	Lg	TD
2012	Tennessee	15	5	64	626	9.8	38	4		1	4	4.0	4	0
2013	Tennessee	16	12	94	1,079	11.5	45	2		0	0	-	0	0
2014	Tennessee	14	11	57	715	12.5	48	6		4	54	13.5	38	0
2015	Tennessee	10	9	36	408	11.3	52t	3		5	17	3.4	13	0
NFL Totals		55	37	251	2,828	11.3	52t	15		10	75	20.9	38	0

Single-Game Highs

Receptions - 12 vs. Arizona (12/15/13)
 Receiving Yards - 150 vs. Arizona (12/15/13)
 Long Reception - **52t at Tampa Bay (9/13/15)**
 Touchdowns - 2 vs. Cleveland (10/5/14)
 Rushes - 2 vs. Cleveland (10/5/14)
 Rushing Yards - 43 vs. Cleveland (10/5/14)
 Long Rush - 38 vs. Cleveland (10/5/14)
 100-Yard Games - **4, last at Tampa Bay (9/13/15)**

Additional Statistics

Tackles - 1 (2012), 2 (2013), 3 (2014), 2 (2015)
 Fumble Recoveries - 1 (2013)



TENNESSEE
TITANS

UPDATED TITANS RECORDS

Through Jan. 3, 2016

ALL-PRO AND PRO BOWL LEADERS

Most Associated Press All-Pro Seasons

Bruce Matthews, 7
 Tony Banfield, 3
 Charlie Hennigan, 3
 Al Jamison, 3
 Bob Talamini, 3
 George Webster, 3
 Robert Brazile, 2
 Miller Farr, 2
 Don Floyd, 2
 Leon Gray, 2
 Mike Munchak, 2

Most Pro Bowl Seasons

(AFL All-Star Game 1962-70; AFC-NFC Pro Bowl 1971-present)

Bruce Matthews, 14
 Mike Munchak, 9
 Elvin Bethea, 8
 Robert Brazile, 7
 Warren Moon, 6
 Bob Talamini, 6
 Earl Campbell, 5
 Ray Childress, 5
 Charlie Hennigan, 5
 Ken Houston, 5
 Blaine Bishop, 4
 Curley Culp, 4
 Eddie George, 4
 Tony Banfield, 3
 George Blanda, 3
 Miller Farr, 3
 Fred Glick, 3
 Ed Husmann, 3
 Haywood Jeffires, 3
 Chris Johnson, 3
 Jevon Kearse, 3
 Steve McNair, 3
 Jim Norton, 3
 Bob Schmidt, 3
 George Webster, 3
 Frank Wycheck, 3

Most Consecutive Pro Bowl Seasons

(AFL All-Star Game 1962-70; AFC-NFC Pro Bowl 1971-present)

Bruce Matthews, 14
 Robert Brazile, 7
 Mike Munchak, 7
 Warren Moon, 6
 Bob Talamini, 6
 Charlie Hennigan, 5
 Earl Campbell, 4
 Ray Childress, 4
 Curley Culp, 4
 Eddie George, 4
 Tony Banfield, 3
 Blaine Bishop, 3
 George Blanda, 3
 Miller Farr, 3
 Fred Glick, 3
 Ed Husmann, 3
 Haywood Jeffires, 3
 Chris Johnson, 3
 Jevon Kearse, 3
 Bob Schmidt, 3
 George Webster, 3
 Frank Wycheck, 3

ALL-TIME LEAGUE SEASON LEADERS

Rushing Yards

2009: Chris Johnson, 358-2,006
 1980: Earl Campbell, 373-1,934
 1979: Earl Campbell, 368-1,697
 1978: Earl Campbell*, 302-1,450
 1961: Billy Cannon, 200-948

Passing Touchdowns

1990: Warren Moon, 33
 1961: George Blanda, 36

Passer Rating

2003: Steve McNair, 100.4

Receptions

1991: Haywood Jeffires, 100
 1964: Charlie Hennigan, 101

Receiving Yards

1975: Ken Burrough, 1,063
 1964: Charlie Hennigan, 1,546
 1961: Charlie Hennigan, 1,746

Touchdowns

1979: Earl Campbell, 19 (19r)
 1961: Bill Groman, 18 (1r, 17p)

Interceptions

1979: Mike Reinfeldt, 12
 1967: Miller Farr, 10
 1965: W.K. Hicks, 9
 1963: Fred Glick, 12

Punting

1998: Craig Hentrich, 47.2
 1993: Greg Montgomery, 45.6
 1992: Greg Montgomery, 46.9

Punt Returns

2006: Pacman Jones, 12.9
 1977: Billy Johnson, 15.4
 1975: Billy Johnson, 15.3
 1964: Bobby Jancik, 18.3

Kickoff Returns

1967: Zeke Moore*, 28.9
 1963: Bobby Jancik, 29.3
 1962: Bobby Jancik*, 30.3
 1960: Ken Hall, 31.3

* Rookie

ALL-TIME TEAM LEADERS BY CATEGORY

CAREER RUSHING YARDS

Player	Years	Att	Yds	Avg	Lg	TD
1. Eddie George	1996-03	2,733	10,009	3.7	76	64
2. Earl Campbell	1978-84	1,979	8,574	4.3	81t	73
3. Chris Johnson	2008-13	1,742	7,965	4.6	94t	50
4. Lorenzo White	1988-94	1,000	4,079	4.1	44	29
5. Hoyle Granger	1966-70,72	773	3,514	4.5	69t	18
6. Steve McNair (QB)	1995-05	614	3,439	5.6	71t	36
7. Mike Rozier	1985-90	910	3,426	3.8	41	27
8. Charles Tolar	1960-66	907	3,277	3.6	40	21
9. Ronnie Coleman	1974-81	700	2,769	4.0	46t	16
10. Chris Brown	2003-07	643	2,757	4.3	52	16
11. LenDale White	2006-09	628	2,349	3.7	80t	24
12. Allen Pinkett	1986-91	561	2,324	4.1	60	21
13. Gary Brown	1991-95	477	2,115	4.4	39t	12
14. Fred Willis	1972-76	603	2,114	3.5	44	11
15. Billy Cannon	1960-63	512	2,111	4.1	64	14
16. Rodney Thomas	1995-00	495	1,847	3.7	74t	12
17. Rob Carpenter	1977-81	433	1,788	4.1	77	12
18. Larry Moriarty	1983-86	415	1,624	3.9	80	13
19. Travis Henry	2005-06	358	1,546	4.3	70t	7
20. Warren Moon	1984-93	439	1,541	3.5	35	21

SEASON RUSHING YARDS

Player	Year	Att	Yds	Avg	Lg	TD
1. Chris Johnson	2009	358	2,006	5.6	91t	14
2. Earl Campbell	1980	373	1,934	5.2	55t	13
3. Earl Campbell	1979	368	1,697	4.6	61t	19
4. Eddie George	2000	403	1,509	3.7	35t	14
5. <i>Earl Campbell</i>	<i>1978</i>	<i>302</i>	<i>1,450</i>	<i>4.8</i>	<i>81t</i>	<i>13</i>
6. Eddie George	1997	357	1,399	3.9	30	6
7. Earl Campbell	1981	361	1,376	3.8	43	10
8. <i>Eddie George</i>	<i>1996</i>	<i>335</i>	<i>1,368</i>	<i>4.1</i>	<i>76</i>	<i>8</i>
9. Chris Johnson	2010	316	1,364	4.3	76t	11
10. Eddie George	1999	320	1,304	4.1	40	9
11. Earl Campbell	1983	322	1,301	4.0	42	12
12. Eddie George	1998	348	1,294	3.7	37t	5
13. Chris Johnson	2012	276	1,243	4.5	94t	6
14. <i>Chris Johnson</i>	<i>2008</i>	<i>251</i>	<i>1,228</i>	<i>4.9</i>	<i>66t</i>	<i>9</i>
15. Lorenzo White	1992	265	1,226	4.6	44	7
16. Travis Henry	2006	270	1,211	4.5	70t	7
17. Hoyle Granger	1967	236	1,194	5.1	67	6
18. Eddie George	2002	343	1,165	3.4	35	12
19. LenDale White	2007	303	1,110	3.7	28	7
20. Chris Johnson	2013	279	1,077	3.9	30t	6

CAREER PASSING YARDS

Player	Years	Att	Cmp	Pct	Yds	Y/A	TD	Int	Lg	Sk	Lst	Rate
1. Warren Moon	1984-93	4,546	2,632	57.9	33,685	7.41	196	166	87t	315	2,403	80.4
2. Steve McNair	1995-05	3,871	2,305	59.5	27,141	7.01	156	103	83t	229	1,398	83.3
3. George Blanda	1960-66	2,784	1,347	48.4	19,149	6.88	165	189	95	-	-	62.5
4. Dan Pastorini	1971-79	2,768	1,426	51.5	16,864	6.09	96	139	85t	222	1,977	61.0
5. Vince Young	2006-10	1,190	689	57.9	8,098	6.81	42	42	73	75	415	75.7
6. Kerry Collins	2006-10	1,081	613	56.7	6,804	6.29	33	29	80t	36	253	74.6
7. Ken Stabler	1980-81	742	458	61.7	5,190	6.99	27	46	79t	56	518	69.0
8. Pete Beathard	1967-69	822	379	46.1	5,128	6.24	26	51	86t	-	-	51.2
9. Jake Locker	2011-14	709	408	57.5	4,967	7.03	27	22	71t	60	378	79.0
10. Matt Hasselbeck	2011-12	739	457	61.8	4,938	6.68	25	19	80t	33	256	82.0
11. Chris Chandler	1995-96	676	409	60.5	4,559	6.74	33	21	76t	46	326	83.9
12. Cody Carlson	1988-94	659	370	56.1	4,469	6.78	21	28	81	54	374	70.0
13. Don Trull	1964-69	556	249	44.8	3,538	6.36	29	21	-	-	-	67.6
14. Billy Volek	2001-05	517	312	60.3	3,505	6.78	26	13	55t	45	306	86.9
15. Jacky Lee	1960-67	409	210	51.3	3,291	8.05	25	30	98t	-	-	68.2
16. Gifford Nielsen	1978-83	498	273	54.8	3,255	6.54	20	22	48	47	354	70.0
17. Marcus Mariota	2015	370	230	62.2	2,818	7.62	19	10	61t	38	258	91.5
18. Neil O'Donnell	1999-03	367	215	58.6	2,664	7.26	16	11	67	18	144	83.2
19. Oliver Luck	1983-86	413	233	56.4	2,544	6.16	13	21	66	33	261	64.1
20. Ryan Fitzpatrick	2013	350	217	62.0	2,454	7.01	14	12	77t	21	109	82.0

SEASON PASSING YARDS

Player	Year	Att	Cmp	Pct	Yds	Y/A	TD	Int	Lg	Sk	Lst	Rate
1. Warren Moon	1991	655	404	61.7	4,690	7.16	23	21	61t	23	174	81.7
2. Warren Moon	1990	584	362	62.0	4,689	8.03	33	13	87t	36	252	96.8
3. Warren Moon	1989	464	280	60.3	3,631	7.83	23	14	55	35	267	88.9
4. Matt Hasselbeck	2011	518	319	61.6	3,571	6.89	18	14	80t	19	153	82.4
5. Warren Moon	1986	488	256	52.5	3,489	7.15	13	26	81t	41	332	62.3
6. Warren Moon	1993	520	303	58.3	3,485	6.70	21	21	80t	34	218	75.2
7. Steve McNair	2002	492	301	61.2	3,387	6.88	22	15	55	21	121	84.0
8. Steve McNair	2001	431	264	61.3	3,350	7.77	21	12	71t	37	251	90.2
9. Warren Moon	1984	450	259	57.6	3,338	7.42	12	14	76	47	371	76.9
10. George Blanda	1961	362	187	51.7	3,330	9.20	36	22	-	-	-	91.3
11. George Blanda	1964	505	262	51.9	3,287	6.51	17	27	-	-	-	61.4
12. Steve McNair	1998	492	289	58.7	3,228	6.56	15	10	47	33	176	80.1
13. Steve McNair	2003	400	250	62.5	3,215	8.04	24	7	73	19	108	100.4
14. Ken Stabler	1980	457	293	64.1	3,202	7.01	13	28	79t	27	264	68.7
15. Steve McNair	2005	476	292	61.3	3,161	6.64	16	11	57	20	134	82.4
16. George Blanda	1963	423	224	53.0	3,003	7.10	24	25	-	-	-	70.1
17. Steve McNair	2000	396	248	62.6	2,847	7.19	15	13	56t	24	141	83.2
18. Marcus Mariota	2015	370	230	62.2	2,818	7.62	19	10	61t	38	258	91.5
19. George Blanda	1962	418	197	47.1	2,810	6.72	27	42	-	-	-	51.3
20. Warren Moon	1987	368	184	50.0	2,806	7.63	21	18	83t	25	198	74.2

ALL-TIME TEAM LEADERS BY CATEGORY

CAREER RECEPTIONS

Player	Years	No	Yds	Avg	Lg	TD
1. Ernest Givins	1986-94	542	7,935	14.6	83t	46
2. Haywood Jeffires	1987-95	515	6,119	11.9	87t	47
3. Frank Wycheck (TE)	1995-03	482	4,958	10.3	42	27
4. Drew Hill	1985-91	480	7,477	15.6	81t	47
5. Derrick Mason	1997-04	453	6,114	13.5	71t	37
6. Charlie Hennigan	1960-66	410	6,823	16.6	80t	51
7. Ken Burrough	1971-81	408	6,907	16.9	85t	47
8. Curtis Duncan	1987-93	322	3,935	12.2	72	20
9. Nate Washington	2009-14	307	4,591	15.0	80t	28
10. Drew Bennett	2001-06	273	4,033	14.8	55	25
11. Chris Johnson (RB)	2008-13	272	2,003	7.4	69t	8
12. Eddie George (RB)	1996-03	259	2,144	8.3	54	10
13. Bo Scaife (TE)	2005-10	251	2,383	9.5	44	12
Kendall Wright	2012-15	251	2,828	11.3	52t	15
15. Delanie Walker (TE)	2013-15	217	2,549	11.7	68	16
16. Tim Smith	1980-86	206	3,107	15.1	75t	12
17. Alvin Reed (TE)	1967-72	199	2,818	14.2	60	11
18. Webster Slaughter	1992-94	184	2,236	12.2	57	11
Lorenzo White (RB)	1988-94	184	1,674	9.1	69t	6
20. Charles Frazier	1962-68	179	3,060	17.1	80	22

SEASON RECEPTIONS

Player	Year	No	Yds	Avg	Lg	TD
1. Charlie Hennigan	1964	101	1,546	15.3	53	8
2. Haywood Jeffires	1991	100	1,181	11.8	44	7
3. Derrick Mason	2004	96	1,168	12.2	37t	7
4. Derrick Mason	2003	95	1,303	13.7	50t	8
5. Delanie Walker	2015	94	1,088	11.6	61t	6
Kendall Wright	2013	94	1,079	11.5	45	2
7. Drew Hill	1991	90	1,109	12.3	61t	4
Haywood Jeffires	1992	90	913	10.1	47	9
9. Tim Smith	1983	83	1,176	14.2	47t	6
10. Curtis Duncan	1992	82	954	11.6	72	1
Charlie Hennigan	1961	82	1,746	21.3	80	12
12. Drew Bennett	2004	80	1,247	15.6	48t	11
Butch Woolfolk	1985	80	814	10.2	80t	4
14. Derrick Mason	2002	79	1,012	12.8	40	5
15. Webster Slaughter	1993	77	904	11.7	41	5
16. Drew Hill	1990	74	1,019	13.8	57	5
Haywood Jeffires	1990	74	1,048	14.2	87t	8
Nate Washington	2011	74	1,023	13.8	57	7
19. Derrick Mason	2001	73	1,128	15.5	71t	9
20. Ernest Givins	1990	72	979	13.6	80t	9
Bill Groman	1960	72	1,473	20.5	-	12
Drew Hill	1988	72	1,141	15.8	57t	10

CAREER RECEIVING YARDS

Player	Years	No	Yds	Avg	Lg	TD
1. Ernest Givins	1986-94	542	7,935	14.6	83t	46
2. Drew Hill	1985-91	480	7,477	15.6	81t	47
3. Ken Burrough	1971-81	408	6,906	16.9	85t	47
4. Charlie Hennigan	1960-66	410	6,823	16.6	*83	51
5. Haywood Jeffires	1987-95	515	6,119	11.9	87t	47
6. Derrick Mason	1997-04	453	6,114	13.5	71t	37
7. Frank Wycheck	1995-03	482	4,958	10.3	42	27
8. Nate Washington	2009-14	307	4,591	15.0	80t	28
9. Drew Bennett	2001-06	273	4,033	14.8	55t	25
10. Curtis Duncan	1987-93	322	3,935	12.2	72	20
11. Chris Sanders	1995-01	177	3,285	18.6	83t	17
12. Tim Smith	1980-86	206	3,107	15.1	75t	12
13. Charley Frazier	1962-68	179	3,060	17.1	80	22
14. Bill Groman	1960-62	143	2,976	20.8	*80	32
15. Kendall Wright	2012-15	251	2,828	11.3	52t	15
16. Alvin Reed	1967-72	199	2,818	14.2	60	11
17. Delanie Walker (TE)	2013-15	217	2,549	11.7	68	16
18. Kenny Britt	2009-13	157	2,450	15.6	80t	19
19. Bo Scaife	2005-10	251	2,383	9.5	44	12
20. Kevin Dyson	1998-02	176	2,310	13.1	68t	18

SEASON RECEIVING YARDS

Player	Year	No	Yds	Avg	Lg	TD
1. Charlie Hennigan	1961	82	1,746	21.3	80	12
2. Charlie Hennigan	1964	101	1,546	15.3	53	8
3. Bill Groman	1960	72	1,473	20.5	-	12
4. Derrick Mason	2003	95	1,303	13.7	50t	8
5. Drew Bennett	2004	80	1,247	15.6	48t	11
6. Haywood Jeffires	1991	100	1,181	11.8	44	7
7. Tim Smith	1983	83	1,176	14.2	47t	6
8. Bill Groman	1961	50	1,175	23.5	80	17
9. Drew Hill	1985	64	1,169	18.3	57t	9
10. Derrick Mason	2004	96	1,168	12.2	37t	7
11. Drew Hill	1988	72	1,141	15.8	57t	10
Tim Smith	1984	69	1,141	16.5	75t	4
13. Charley Frazier	1966	57	1,129	19.8	79	12
14. Derrick Mason	2001	73	1,128	15.5	71t	9
15. Drew Hill	1986	65	1,112	17.1	81t	5
16. Drew Hill	1991	90	1,109	12.3	61t	4
17. Delanie Walker	2015	94	1,088	11.6	61t	6
18. Kendall Wright	2013	94	1,079	11.5	45	2
19. Ken Burrough	1975	53	1,063	20.1	77t	8
20. Ernest Givins	1986	61	1,062	17.4	60	3

CAREER SCORING

Player	Years	TD	Rush	Rec	Ret	XPM	FGM	2PT	Points
1. Al Del Greco	1991-00	0	0	0	0	322	246	0	1,060
2. Rob Bironas	2005-13	0	0	0	0	315	239	0	1,032
3. George Blanda	1960-66	4	4	0	0	301	91	0	598
4. Tony Zendejas	1985-90	0	0	0	0	197	117	0	548
5. Eddie George	1996-03	74	64	10	0	0	0	3	450
6. Earl Campbell	1978-84	73	73	0	0	0	0	0	438
7. Toni Fritsch	1977-81	0	0	0	0	149	81	0	392
8. Chris Johnson	2008-13	58	50	8	0	0	0	1	350
9. Skip Butler	1972-77	0	0	0	0	122	70	0	332
10. Charlie Hennigan	1960-66	51	0	51	0	0	0	0	306
11. Ken Burrough	1971-81	48	1	47	0	0	0	0	288
Ernest Givins	1986-94	48	1	46	1	0	0	0	288
Haywood Jeffires	1987-95	47	0	47	0	0	0	3	288
14. Drew Hill	1985-91	47	0	47	0	0	0	0	282
15. Derrick Mason	1997-04	40	0	37	3	0	0	1	242
16. Steve McNair	1995-05	36	36	0	0	0	0	3	222
17. Lorenzo White	1988-94	36	29	6	1	0	0	0	216
18. Billy Cannon	1960-63	35	14	20	1	0	0	1	212
19. Gary Anderson	2003-04	0	0	0	0	79	44	0	211
20. Joe Nedney	2001-03	0	0	0	0	70	46	0	208

ALL-TIME TEAM LEADERS BY CATEGORY

SEASON SCORING

Player	Year	TD	Rush	Rec	Ret	XPM	FGM	2PT	Points
1. Al Del Greco	1998	0	0	0	0	28	36	0	136
2. Rob Bironas	2007	0	0	0	0	28	35	0	133
3. Al Del Greco	1996	0	0	0	0	35	32	0	131
4. Rob Bironas	2008	0	0	0	0	40	29	0	127
5. Al Del Greco	1993	0	0	0	0	39	29	0	126
6. Gary Anderson	2003	0	0	0	0	42	27	0	123
7. Rob Bironas	2011	0	0	0	0	34	29	0	121
8. Rob Bironas	2009	0	0	0	0	37	27	0	118
Al Del Greco	2000	0	0	0	0	37	27	0	118
10. Rob Bironas	2013	0	0	0	0	41	25	0	116
11. George Blanda	1960	4	4	0	0	46	15	0	115
Tony Zendejas	1989	0	0	0	0	40	25	0	115
13. Earl Campbell	1979	19	19	0	0	0	0	0	114
Al Del Greco	1995	0	0	0	0	33	27	0	114
Tony Zendejas	1988	0	0	0	0	48	22	0	114
16. Al Del Greco	1997	0	0	0	0	32	27	0	113
17. George Blanda	1961	0	0	0	0	64	16	0	112
18. Joe Nedney	2002	0	0	0	0	36	25	0	111
19. Rob Bironas	2012	0	0	0	0	35	25	0	110
Rob Bironas	2010	0	0	0	0	38	24	0	110

CAREER KICKOFF RETURNS (YARDS)

Player	Years	No	Yds	Avg	Lg	TD
1. Bobby Jancik	1962-67	158	4,185	26.5	61	0
2. Derrick Mason	1997-04	156	3,496	22.4	101t	1
3. Carl Roaches	1980-84	150	3,276	21.8	97t	2
4. Billy Johnson	1974-80	121	2,902	24.0	81t	2
5. Mel Gray	1995-97	111	2,592	23.4	88	0
6. Marc Mariani	2010-13	92	2,278	24.8	98t	1
7. Adam Jones	2005-06	63	1,648	26.2	85	0
8. Zeke Moore	1967-77	64	1,618	25.3	92t	1
9. Darius Reynaud	2012-13	68	1,595	23.5	105t	1
10. Willie Drewrey	1985-93	75	1,581	21.1	50	0
11. Allen Pinkett	1986-91	80	1,577	19.7	48	0
12. Jerry LeVias	1969-70	64	1,538	24.0	87	0
13. Bobby Wade	2005-06	50	1,194	23.9	48	0
14. Billy Cannon	1960-63	46	1,186	25.8	88t	1
15. Leonard Harris	1987-93	53	1,130	21.3	63	0
16. Leon Washington	2013-14	47	1,219	25.9	95	0
17. Chris Carr	2008-08	35	984	28.1	52	0
18. Mike Archie	1996-98	46	961	20.9	50	0
19. Bob Gresham	1973-74	36	903	25.1	103t	1
20. Willie Tullis	1981-84	38	886	23.3	95t	1

SEASON KICKOFF RETURNS (AVG.)

Player	Year	No	Yds	Avg	Lg	TD
1. Ken Hall	1960	19	594	31.3	104t	1
2. Bobby Jancik	1962	24	726	30.3	61	0
3. Bobby Jancik	1963	45	1,317	29.3	53	0
4. Chris Carr	2008	35	984	28.1	52	0
5. Carl Roaches	1981	28	769	27.5	96t	1
6. Billy Johnson	1974	29	785	27.1	67	0
7. Derrick Mason	2000	42	1,132	27.0	66	0
8. Bob Gresham	1973	27	723	26.8	103t	1
9. Adam Jones	2005	43	1,127	26.2	85	0
10. Linzy Cole	1971	32	834	26.1	45	0
11. Adam Jones	2006	20	521	26.1	70	0
12. Bobby Jancik	1966	34	875	25.7	53	0
13. Steve Brown	1983	31	795	25.6	93t	1
14. Marc Mariani	2010	60	1,530	25.5	98t	1
15. Billy Johnson	1977	25	630	25.2	76t	1
16. Alvin Haymond	1973	28	703	25.1	47	0
17. Jerry LeVias	1969	38	940	24.7	87	0
18. Willie Drewrey	1985	26	642	24.7	50	0
19. Zeke Moore	1968	32	787	24.6	45	0
20. Billy Cannon	1962	18	442	24.6	38	0

CAREER PUNT RETURNS (YARDS)

Player	Years	No	FC	Yds	Avg	Lg	TD
1. Billy Johnson	1974-80	155	21	2,040	13.2	87t	5
2. Derrick Mason	1997-04	182	94	1,590	8.7	69t	2
3. Carl Roaches	1980-84	151	31	1,095	7.3	68	0
4. Marc Mariani	2010-13	73	35	819	11.2	87t	2
5. Willie Drewrey	1985-93	104	45	771	7.4	25	0
6. Adam Jones	2005-06	63	11	712	11.3	90t	4
7. Mel Gray	1995-97	69	45	652	9.4	40	0
8. Bobby Jancik	1962-67	67	-	647	9.7	82	1
9. Darius Reynaud	2012-13	49	25	545	11.1	81t	2
10. Jerry LeVias	1969-70	60	19	505	8.4	46	0
11. Kenny Johnson	1986-89	73	32	488	6.7	26	0
12. Justin McCareins	2001-08	37	21	403	10.9	58t	1
13. Ernest Givins	1986-94	56	-	397	7.1	78t	1
14. Larry Carwell	1967-68	36	6	381	10.6	54	0
15. Dexter McCluster	2014-15	46	29	372	8.1	48	0
16. Fred Glick	1961-66	44	-	326	7.4	-	0
17. Chris Carr	2008-08	32	20	323	10.1	44	0
18. Chris Davis	2007-08	33	13	299	9.1	39	0
19. Ken Houston	1967-72	45	12	252	5.6	33	0
20. Ronnie Coleman	1974-81	25	3	228	9.1	69t	1

SEASON PUNT RETURNS (AVG.)

Player	Year	No	FC	Yds	Avg	Lg	TD
1. Billy Johnson	1977	35	8	539	15.4	87t	2
2. Billy Johnson	1975	40	1	612	15.3	83t	3
3. Billy Johnson	1974	30	3	409	13.6	49	0
4. Darius Reynaud	2012	31	17	410	13.2	81t	2
5. Derrick Mason	2000	51	17	662	13.0	69t	1
6. Adam Jones	2006	34	3	440	12.9	90t	3
7. Marc Mariani	2010	27	17	329	12.2	87t	1
8. Justin McCareins	2003	29	17	330	11.4	58t	1
9. Marc Mariani	2011	46	18	490	10.7	79t	1
10. Billy Johnson	1976	38	9	403	10.6	46	0
11. Mel Gray	1995	30	20	303	10.1	20	0
12. Chris Carr	2008	32	20	323	10.1	44	0
13. Chris Davis	2007	31	12	293	9.5	39	0
14. Adam Jones	2005	29	8	272	9.4	52t	1
15. Mel Gray	1996	22	15	205	9.3	40	0
16. Dexter McCluster	2015	24	15	217	9.0	37	0
17. Fred Glick	1963	19	-	171	9.0	22	0
18. Willie Drewrey	1985	24	10	215	9.0	23	0
19. Derrick Mason	1999	26	15	225	8.7	65t	1
20. Jerry LeVias	1970	25	8	213	8.5	33	0

ALL-TIME TEAM LEADERS BY CATEGORY

CAREER PUNTING (PUNTS)

Player	Years	Punt	Blk	Yds	Avg	TB	In20	Lg	NetAvg
1. Craig Hentrich	1998-09	861	1	36,926	42.9	95	295	78	37.2
2. Brett Kern	2009-15	535	4	24,248	45.3	30	197	79	40.1
3. Jim Norton	1960-68	522	7	21,961	42.1	-	-	79	-
4. Cliff Parsley	1977-82	431	3	17,136	39.8	33	85	62	32.3
5. Dan Pastorini	1971-79	316	1	12,530	39.7	-	-	74	-
6. Greg Montgomery	1988-93	310	6	13,529	43.6	35	74	77	36.6
7. Lee Johnson	1985-87	212	0	8,739	41.2	20	53	66	35.1
8. John James	1982-84	198	1	7,878	39.8	15	36	56	32.4
9. Rich Camarillo	1994-95	173	1	7,280	42.1	17	61	60	35.7
10. Reggie Roby	1996-97	140	1	6,022	43.0	8	50	68	36.7

SEASON PUNTING (AVERAGE)

Player	Years	Punt	Blk	Yds	Avg	TB	In20	Lg	NetAvg
1. Brett Kern	2012	81	2	3,855	47.6	71	5	30	40.4
2. Brett Kern	2015	88	0	4,175	47.4	61	1	34	40.3
3. Craig Hentrich	1998	69	0	3,258	47.2	11	18	71	39.2
4. Greg Montgomery	1992	53	2	2,487	46.9	9	14	66	37.3
5. Brett Kern	2014	88	1	4,118	46.8	7	28	79	40.8
6. Greg Montgomery	1993	54	0	2,462	45.6	5	13	77	39.1
7. Reggie Roby	1996	67	1	2,973	44.4	7	25	68	38.0
8. Craig Hentrich	2003	71	0	3,117	43.9	8	26	58	37.8
9. Greg Montgomery	1991	48	2	2,105	43.9	4	13	60	36.8
10. Jim Norton	1965	85	1	3,711	43.7	-	-	65	-
11. Brett Kern	2011	86	0	3,747	43.6	7	31	64	39.4
12. Brett Kern	2013	78	1	3,386	43.4	2	32	63	39.7

CAREER INTERCEPTIONS

Player	Years	No	Yds	Avg	Lg	TD
1. Jim Norton	1960-68	45	592	13.2	56	1
2. Cris Dishman	1988-96	31	348	11.2	43	1
3. Fred Glick	1961-66	30	390	13.0	45	1
4. Tony Banfield	1960-65	27	224	8.3	58	0
W.K. Hicks	1964-69	27	457	16.9	62	0
Darryll Lewis	1991-98	27	540	20.0	98t	5
7. Mike Reinfeldt	1976-83	26	375	14.4	39	0
8. Michael Griffin	2007-15	25	328	13.1	83t	1
Ken Houston	1967-72	25	650	26.0	78	9
10. Zeke Moore	1967-77	24	444	18.5	74	2
11. Willie Alexander	1971-79	23	379	16.5	95t	1
Samari Rolle	1998-04	23	349	15.2	81t	1
13. Marcus Robertson	1991-00	22	428	19.5	69	0
14. Gregg Bingham	1973-84	21	279	13.3	54	0
15. Keith Bulluck	2000-09	19	192	10.1	35	1
Miller Farr	1967-69	19	416	21.9	67	5
17. Steve Brown	1983-90	18	264	14.7	44t	1
18. Andre Dyson	2001-04	16	260	16.3	51t	3
Bubba McDowell	1989-94	16	190	11.9	26t	1
Chris Hope	2006-11	16	266	16.6	61t	1

SEASON INTERCEPTIONS

Player	Year	No	Yds	Avg	Lg	TD
1. Fred Glick	1963	12	180	15.0	45	1
Mike Reinfeldt	1979	12	205	17.1	39	0
3. Miller Farr	1967	10	264	26.4	67	3
4. W.K. Hicks	1965	9	156	17.3	31	0
Ken Houston	1971	9	220	24.4	48t	4
Jim Norton	1961	9	150	16.7	36	0
7. Tony Banfield	1961	8	136	17.0	58	0
Pete Jaquess	1964	8	141	17.6	98t	1
Richard Johnson	1990	8	100	12.5	35	1
Jim Norton	1962	8	75	9.4	36	0
11. Tony Banfield	1963	7	21	3.0	14	0
Michael Griffin	2008	7	172	24.6	83t	1
Jim Norton	1965	7	52	7.4	18	0
Marcus Robertson	1993	7	137	19.6	69	0
Samari Rolle	2000	7	140	20.0	81t	1
Jack Tatum	1980	7	100	14.3	35	0
17. (15 tied with 6)						

CAREER SACKS

Player	Years	No
1. Elvin Bethea	1968-83	105.0
2. Ray Childress	1985-95	74.5
3. Jesse Baker	1979-87	66.0
4. William Fuller	1986-93	59.0
5. Sean Jones	1988-93	57.5
6. Jevon Kearse	1999-03, 08-09	52.0
7. Robert Brazile	1975-84	48.0
8. Ted Washington	1973-82	45.0
9. Kyle Vanden Bosch	2005-09	38.5
10. Curley Culp	1974-80	31.0

SEASON SACKS

Player	Year	No
1. Elvin Bethea	1973	17.0
2. <i>Jesse Baker</i>	<i>1979</i>	<i>15.5</i>
3. William Fuller	1991	15.0
4. Elvin Bethea	1976	14.5
<i>Jevon Kearse</i>	<i>1999</i>	<i>14.5</i>
6. Elvin Bethea	1971	13.0
Ray Childress	1992	13.0
Sean Jones	1993	13.0
9. Jason Babin	2010	12.5
Sean Jones	1990	12.5
Kyle Vanden Bosch	2005	12.5

ALL-TIME TEAM LEADERS BY CATEGORY

CAREER TACKLES (SINCE 1974)

Player	Years	No
1. Gregg Bingham	1973-84	1,970
2. Robert Brazile	1975-84	1,281
3. Keith Bulluck	2000-09	1,265
4. Michael Griffin	2007-15	912
5. Ted Washington	1973-82	907
6. Al Smith	1987-96	877
7. John Grimsley	1984-90	836
8. Blaine Bishop	1993-01	788
9. Ray Childress	1985-95	784
10. Steve Kiner	1974-78	738

SEASON TACKLES (SINCE 1974)

Player	Year	No
1. Gregg Bingham	1978	223
2. Gregg Bingham	1980	212
3. Gregg Bingham	1974	206
4. Gregg Bingham	1979	203
5. John Grimsley	1986	199
6. Robert Abraham	1984	198
7. Gregg Bingham	1976	191
8. Gregg Bingham	1977	190
9. Gregg Bingham	1975	185
Robert Brazile	1978	185

YEAR-BY-YEAR LEADERS

RUSHING

Year	Player	Att	Yds	Avg	Lg	TD
1960	Billy Cannon	152	644	4.2	39	1
1961	Billy Cannon	200	948	4.7	61t	6
1962	Charles Tolar	244	1,012	4.1	25	7
1963	Charles Tolar	194	659	3.4	33	3
1964	Sid Blanks	145	756	5.2	91t	6
1965	Ode Burrell	130	528	4.1	63	3
1966	Ode Burrell	122	406	3.3	45	0
1967	Hoyle Granger	236	1,194	5.1	67t	6
1968	Hoyle Granger	202	848	4.2	47	7
1969	Hoyle Granger	186	740	4.0	23	3
1970	Joe Dawkins	124	517	4.2	49t	2
1971	Robert Holmes	112	323	2.9	31	4
1972	Fred Willis	134	461	3.4	43	0
1973	Fred Willis	171	579	3.4	25	4
1974	Willie Rodgers	122	413	3.4	20	5
1975	Ronnie Coleman	175	790	4.5	46t	5
1976	Ronnie Coleman	171	684	4.0	39	2
1977	Ronnie Coleman	185	660	3.6	22	5
1978	Earl Campbell	302	1,450	4.8	81t	13
1979	Earl Campbell	368	1,697	4.6	61t	19
1980	Earl Campbell	373	1,934	5.2	55t	13
1981	Earl Campbell	361	1,376	3.9	43	10
1982	Earl Campbell	157	538	3.4	22	2
1983	Earl Campbell	322	1,301	4.0	42	12
1984	Larry Moriarty	189	785	4.2	51	6
1985	Mike Rozier	133	462	3.5	30	8
1986	Mike Rozier	199	662	3.3	19t	4
1987	Mike Rozier	229	957	4.2	41	3
1988	Mike Rozier	251	1,002	4.0	28	10
1989	Alonzo Highsmith	128	531	4.1	25	4
1990	Lorenzo White	168	702	4.2	22	8
1991	Allen Pinkett	171	720	4.2	32	9
1992	Lorenzo White	265	1,226	4.6	44	7
1993	Gary Brown	195	1,002	5.1	26	6
1994	Lorenzo White	191	757	4.0	33	3
1995	Rodney Thomas	251	947	3.8	74t	5
1996	Eddie George	335	1,368	4.1	76	8
1997	Eddie George	357	1,399	3.9	30	6
1998	Eddie George	348	1,294	3.7	37t	5
1999	Eddie George	320	1,304	4.1	40	9
2000	Eddie George	403	1,509	3.7	35t	14
2001	Eddie George	315	939	3.0	27	5
2002	Eddie George	343	1,165	3.4	35	12
2003	Eddie George	312	1,031	3.3	27	5
2004	Chris Brown	220	1,067	4.9	52	6
2005	Chris Brown	224	851	3.8	38t	5
2006	Travis Henry	270	1,211	4.5	70t	7
2007	LenDale White	303	1,110	3.7	28	7
2008	Chris Johnson	251	1,228	4.9	66t	9
2009	Chris Johnson	358	2,006	5.6	91t	14
2010	Chris Johnson	316	1,364	4.3	76t	11
2011	Chris Johnson	262	1,047	4.0	48t	4
2012	Chris Johnson	276	1,243	4.5	94t	6
2013	Chris Johnson	279	1,077	3.9	30t	6
2014	Bishop Sankey	152	569	3.7	22	2
2015	Antonio Andrews	143	520	3.6	38	3

PASSING

Year	Player	Att	Cmp	Yds	Pct	TD	Int	Avg
1960	George Blanda	363	169	2,413	46.6	24	22	6.7
1961	George Blanda	362	187	3,330	51.7	36	22	9.2
1962	George Blanda	418	197	2,810	47.1	27	42	6.7
1963	George Blanda	423	224	3,003	52.9	24	25	7.0
1964	George Blanda	505	262	3,282	51.9	17	27	6.4
1965	George Blanda	442	186	2,542	42.1	20	30	5.8
1966	George Blanda	271	122	1,764	45.0	17	21	6.4
1967	Pete Beathard	231	94	1,114	40.7	9	14	4.8
1968	Pete Beathard	223	105	1,559	47.1	7	16	6.9
1969	Pete Beathard	370	180	2,455	48.6	10	21	6.4
1970	Charley Johnson	281	144	1,652	51.2	7	12	5.9
1971	Dan Pastorini	270	127	1,702	47.0	7	21	6.3
1972	Dan Pastorini	299	144	1,711	48.2	7	11	5.7
1973	Dan Pastorini	290	154	1,482	53.1	5	17	5.1
1974	Dan Pastorini	247	140	1,571	56.7	10	10	6.4
1975	Dan Pastorini	342	163	2,053	47.7	14	16	6.0
1976	Dan Pastorini	309	167	1,785	53.5	10	10	5.7
1977	Dan Pastorini	319	169	1,987	53.0	13	18	6.2
1978	Dan Pastorini	368	199	2,473	54.1	16	17	6.7
1979	Dan Pastorini	324	163	2,090	50.3	14	18	6.5
1980	Ken Stabler	454	293	3,202	64.5	13	28	7.0
1981	Ken Stabler	285	165	1,988	57.9	14	18	6.9
1982	Archie Manning	125	66	877	52.8	6	6	7.0
1983	Oliver Luck	217	124	1,375	57.1	8	13	6.3
1984	Warren Moon	450	259	3,338	57.6	12	14	7.4
1985	Warren Moon	377	200	2,709	53.1	15	19	7.2
1986	Warren Moon	488	256	3,489	52.5	13	26	7.2
1987	Warren Moon	368	184	2,806	50.0	21	18	7.6
1988	Warren Moon	294	160	2,327	54.4	17	8	7.9
1989	Warren Moon	464	280	3,631	60.3	23	14	7.8
1990	Warren Moon	584	362	4,689	62.0	33	13	8.0
1991	Warren Moon	655	404	4,690	61.7	23	21	7.2
1992	Warren Moon	346	224	2,521	64.7	18	12	7.3
1993	Warren Moon	520	303	3,485	58.3	21	21	6.7
1994	Billy Joe Tolliver	240	121	1,287	50.4	6	7	5.4
1995	Chris Chandler	356	225	2,460	63.2	17	10	6.9
1996	Chris Chandler	320	184	2,099	57.5	16	11	6.6
1997	Steve McNair	415	216	2,665	52.0	14	13	6.4
1998	Steve McNair	492	289	3,228	58.7	15	10	6.5
1999	Steve McNair	331	187	2,179	56.5	12	8	6.6
2000	Steve McNair	396	248	2,847	62.6	15	13	7.2
2001	Steve McNair	431	264	3,350	61.3	21	12	7.8
2002	Steve McNair	492	301	3,387	61.2	22	15	6.9
2003	Steve McNair	400	250	3,215	62.5	24	7	8.0
2004	Billy Volek	357	218	2,486	61.1	18	10	7.0
2005	Steve McNair	476	292	3,161	61.3	16	11	6.6
2006	Vince Young	357	184	2,199	51.5	12	13	6.2
2007	Vince Young	382	238	2,546	62.3	9	17	6.7
2008	Kerry Collins	415	242	2,676	58.3	12	7	6.5
2009	Vince Young	259	152	1,879	58.7	10	7	7.3
2010	Kerry Collins	278	160	1,823	57.6	14	8	6.6
2011	Matt Hasselbeck	518	319	3,571	61.6	18	14	6.9
2012	Jake Locker	314	177	2,176	56.4	10	11	6.9
2013	Ryan Fitzpatrick	350	217	2,454	62.0	14	12	7.0
2014	Zach Mettenberger	179	107	1,412	59.8	8	7	7.9
2015	Marcus Mariota	370	230	2,818	62.2	19	10	7.6

YEAR-BY-YEAR LEADERS

RECEIVING

Year	Player	No	Yds	Avg	Lg	TD
1960	Bill Groman	72	1,473	20.5	80t	12
1961	Charlie Hennigan	82	1,746	21.3	80t	12
1962	Charlie Hennigan	54	867	16.1	75t	8
1963	Charlie Hennigan	61	1,051	17.2	83t	10
1964	Charlie Hennigan	101	1,546	15.3	53t	8
1965	Ode Burrell (RB)	55	650	11.8	52t	4
1966	Charles Frazier	57	1,129	19.8	79t	12
1967	Hoyle Granger (RB)	31	300	9.6	43	3
1968	Alvin Reed (TE)	46	747	16.2	60	5
1969	Alvin Reed (TE)	51	664	13.0	43	2
1970	Alvin Reed (TE)	47	604	12.9	34	2
1971	Jim Beirne	38	550	14.5	40	1
1972	Fred Willis (RB)	45	297	6.6	27	2
1973	Fred Willis (RB)	57	371	6.5	50	1
1974	Ken Burrough	36	492	13.7	51	2
1975	Ken Burrough	53	1,063	20.1	77t	8
1976	Ken Burrough	51	932	18.2	69	7
1977	Ken Burrough	43	816	19.0	85t	8
1978	Ken Burrough	47	624	13.3	44	2
1979	Ken Burrough	40	752	18.8	55t	6
1980	Mike Barber (TE)	59	712	12.1	79t	5
1981	Ken Burrough	40	668	16.7	71t	7
1982	Dave Casper (TE)	36	573	15.9	38	6
1983	Tim Smith	83	1,176	14.2	47t	6
1984	Tim Smith	69	1,141	16.5	75t	4
1985	Butch Woolfolk (RB)	80	814	10.2	80t	4
1986	Drew Hill	65	1,112	17.1	81t	5
1987	Ernest Givins	53	933	17.6	83t	6
1988	Drew Hill	72	1,141	15.8	57t	10
1989	Drew Hill	66	938	14.2	50	8
1990	Haywood Jeffires	74	1,048	14.2	87t	8
	Drew Hill	74	1,019	13.8	57	5
1991	Haywood Jeffires	100	1,181	11.8	44	7
1992	Haywood Jeffires	90	913	10.1	47	9
1993	Webster Slaughter	77	904	11.7	41	5
1994	Webster Slaughter	68	846	12.4	57	2
	Haywood Jeffires	68	783	11.5	50	6
1995	Haywood Jeffires	61	684	11.2	35t	8
1996	Frank Wycheck (TE)	53	511	9.6	29	6
1997	Frank Wycheck (TE)	63	748	11.9	42	4
1998	Frank Wycheck (TE)	70	768	11.0	38	2
1999	Frank Wycheck (TE)	69	641	9.3	35	2
2000	Frank Wycheck (TE)	70	636	9.1	26	4
2001	Derrick Mason	73	1,128	15.5	71t	9
2002	Derrick Mason	79	1,012	12.8	40	5
2003	Derrick Mason	95	1,303	13.7	50t	8
2004	Derrick Mason	96	1,168	12.2	37t	7
2005	Drew Bennett	58	738	12.7	55t	4
2006	Drew Bennett	46	737	16.0	39	3
2007	Justin Gage	55	750	13.6	73	2
	Roydell Williams	55	719	13.1	48	4
2008	Bo Scaife (TE)	58	561	9.7	44	2
2009	Chris Johnson (RB)	50	503	10.1	69t	2
2010	Chris Johnson (RB)	44	245	5.6	25	1
2011	Nate Washington	74	1,023	13.8	57	7
2012	Kendall Wright	64	626	9.8	38	4
2013	Kendall Wright	94	1,079	11.5	45	2
2014	Delanie Walker	63	890	14.1	68	4
2015	Delanie Walker	94	1,088	11.6	61t	6

SCORING

Year	Player	TD	PAT	FG	Tot
1960	George Blanda	4	46	15	115
1961	George Blanda	0	64	16	112
1962	George Blanda	0	48	11	81
1963	George Blanda	0	37	9	64
1964	George Blanda	0	38	13	76
1965	George Blanda	0	28	11	61
1966	George Blanda	0	39	16	87
1967	John Wittenborn	0	30	14	72
1968	Wayne Walker	0	26	8	50
1969	Roy Gerela	0	29	19	86
1970	Roy Gerela	0	23	18	77
1971	Mark Moseley	0	25	16	73
1972	Skip Butler	0	12	16	51
1973	Skip Butler	0	15	21	66
1974	Skip Butler	0	29	9	56
1975	Skip Butler	0	31	18	85
1976	Skip Butler	0	24	16	72
1977	Toni Fritsch	0	19	12	55
1978	<i>Earl Campbell (RB)</i>	13	0	0	78
1979	Earl Campbell (RB)	19	0	0	114
1980	Toni Fritsch	0	26	19	83
1981	Toni Fritsch	0	32	15	77
1982	Dave Casper (TE)	6	0	0	36
1983	Florian Kempf	0	33	17	84
1984	Joe Cooper	0	13	11	46
1985	Tony Zendejas	0	29	21	92
1986	Tony Zendejas	0	28	22	94
1987	Tony Zendejas	0	32	20	92
1988	Tony Zendejas	0	48	22	114
1989	Tony Zendejas	0	40	25	115
1990	Lorenzo White (RB)	12	0	0	72
1991	Ian Howfield	0	25	13	64
1992	Al Del Greco	0	41	21	104
1993	Al Del Greco	0	39	29	126
1994	Al Del Greco	0	18	16	66
1995	Al Del Greco	0	33	27	114
1996	Al Del Greco	0	35	32	131
1997	Al Del Greco	0	32	27	113
1998	Al Del Greco	0	28	36	136
1999	Al Del Greco	0	43	21	106
2000	Al Del Greco	0	37	27	118
2001	Joe Nedney	0	34	20	94
2002	Joe Nedney	0	36	25	111
2003	Gary Anderson	0	42	27	123
2004	Gary Anderson	0	37	17	88
2005	Rob Bironas	0	30	23	99
2006	Rob Bironas	0	32	22	98
2007	Rob Bironas	0	28	35	133
2008	Rob Bironas	0	40	29	127
2009	Rob Bironas	0	37	27	118
2010	Rob Bironas	0	38	24	110
2011	Rob Bironas	0	34	29	121
2012	Rob Bironas	0	35	25	110
2013	Rob Bironas	0	41	25	116
2014	Ryan Succop	0	27	19	84
2015	Ryan Succop	0	29	14	71

YEAR-BY-YEAR LEADERS

KICKOFF RETURNS

Year	Player	No	Yds	Avg	Lg	TD
1960	Ken Hall	19	594	31.3	104t	1
1961	Billy Cannon	18	439	24.4	47	0
1962	Bobby Jancik	24	726	30.3	61	0
1963	Bobby Jancik	45	1,315	29.3	53	0
1964	Ode Burrell	17	449	26.4	93t	1
1965	Bobby Jancik	18	430	23.9	43	0
1966	Bobby Jancik	34	875	25.7	53	0
1967	Zeke Moore	14	405	28.9	92	1
1968	Zeke Moore	32	787	24.6	45	0
1969	Jerry LeVias	38	940	24.7	87	0
1970	Jerry LeVias	26	598	23.0	37	0
1971	Linzy Cole	32	834	26.1	45	0
1972	Willie Rodgers	17	335	19.7	31	0
1973	Bob Gresham	27	723	26.8	103t	1
1974	Billy Johnson	29	785	27.1	67	0
1975	Billy Johnson	33	798	24.2	81t	1
1976	Billy Johnson	26	579	22.2	53	0
1977	Billy Johnson	25	630	25.2	76t	1
1978	Johnnie Dirden	32	780	24.4	60	0
1979	Richard Ellender	24	514	21.4	35	0
1980	Carl Roaches	37	746	20.2	46	0
1981	Carl Roaches	28	769	27.5	96t	1
1982	Carl Roaches	21	441	21.0	45	0
1983	Steve Brown	31	795	25.6	93t	1
1984	Carl Roaches	30	679	22.6	49	0
1985	Willie Drewrey	26	642	24.7	52	0
1986	Willie Drewrey	25	500	20.0	32	0
	Allen Pinkett	26	519	20.0	48	0
1987	Curtis Duncan	28	546	19.5	62	0
1988	Leonard Harris	34	678	19.9	56	0
1989	Kenny Johnson	21	372	17.7	39	0
1990	Gerald McNeil	27	551	20.4	64	0
1991	Allen Pinkett	26	508	19.5	41	0
1992	Pat Coleman	14	290	20.7	28	0
1993	Willie Drewrey	15	293	19.5	34	0
1994	Todd McNair	23	481	20.9	44	0
1995	Mel Gray	53	1,183	22.3	54	0
1996	Mel Gray	50	1,224	24.5	88	0
1997	Derrick Mason	26	551	21.2	54	0
1998	Mike Archie	42	913	21.7	50	0
1999	Derrick Mason	41	805	19.6	41	0
2000	Derrick Mason	42	1,132	27.0	66	0
2001	Derrick Mason	34	748	22.0	101t	1
2002	John Simon	20	371	18.6	29	0
2003	Jake Schifino	35	703	20.1	39	0
2004	Jason McAddley	38	849	22.3	45	0
2005	Pacman Jones	43	1,127	26.2	85	0
2006	Bobby Wade	50	1,194	23.9	48	0
2007	Michael Griffin	18	422	23.4	48	0
2008	Chris Carr	35	984	28.1	52	0
2009	Kenny Britt	24	523	21.8	56	0
2010	Marc Mariani	60	1,530	25.5	98t	1
2011	Marc Mariani	32	748	23.4	49	0
2012	Darius Reynaud	53	1,240	23.4	105t	1
2013	Leon Washington	16	481	30.1	95	0
2014	Leon Washington	31	738	23.8	52	0
2015	Dexter McCluster	13	285	21.9	32	0

PUNT RETURNS

Year	Player	No	Yds	Avg	Lg	TD
1960	Billy Cannon	4	96	24.0	51	0
1961	Billy Cannon	9	70	7.8	20	0
1962	Bobby Jancik	14	164	11.7	21	0
1963	Bobby Jancik	13	145	11.2	56	0
1964	Bobby Jancik	14	220	15.7	82t	1
1965	Bobby Jancik	12	85	7.1	25	0
1966	Ode Burrell	8	76	9.5	29	0
1967	Larry Carwell	9	154	17.1	54	0
1968	Sid Blanks	22	179	8.1	39	0
1969	Jerry LeVias	35	292	8.3	46	0
1970	Jerry LeVias	25	213	8.5	33	0
1971	Linzy Cole	14	107	7.6	31	0
1972	Ken Houston	25	148	5.9	33	0
1973	Jeff Severson	16	126	7.9	74	0
1974	Billy Johnson	30	409	13.6	49	0
1975	Billy Johnson	40	612	15.3	83t	3
1976	Billy Johnson	39	397	10.2	46	0
1977	Billy Johnson	35	539	15.4	87t	2
1978	Ronnie Coleman	16	142	8.9	32	0
1979	Richard Ellender	31	203	6.5	36	0
1980	Carl Roaches	47	384	8.2	68	0
1981	Carl Roaches	39	296	7.6	40	0
1982	Carl Roaches	19	104	5.5	25	0
1983	Carl Roaches	20	159	8.0	23	0
1984	Carl Roaches	26	152	5.8	18	0
1985	Willie Drewrey	24	215	9.0	23	0
1986	Willie Drewrey	25	262	7.7	25	0
1987	Kenny Johnson	24	196	8.2	26	0
1988	Kenny Johnson	30	170	5.7	16	0
1989	Kenny Johnson	19	122	6.4	19	0
1990	Gerald McNeil	30	172	5.7	26	0
1991	Pat Coleman	22	138	6.3	24	0
1992	Webster Slaughter	20	142	7.1	20	0
1993	Willie Drewrey	41	275	6.7	18	0
1994	Ernest Givins	37	210	5.7	78t	1
1995	Mel Gray	30	303	10.1	20	0
1996	Mel Gray	22	205	9.3	40	0
1997	Mel Gray	17	144	8.5	30	0
1998	Derrick Mason	31	228	7.4	25	0
1999	Derrick Mason	26	225	8.7	65t	1
2000	Derrick Mason	51	662	13.0	69t	1
2001	Derrick Mason	20	128	6.4	20	0
2002	John Simon	13	113	8.7	30	0
2003	Justin McCareins	29	330	11.4	58t	1
2004	Derrick Mason	24	93	3.9	13	0
2005	Pacman Jones	29	272	9.4	52t	1
2006	Pacman Jones	34	440	12.9	90t	3
2007	Chris Davis	31	293	9.5	39	0
2008	Chris Carr	32	323	10.1	44	0
2009	Alvin Pearman	11	112	10.2	18	0
2010	Marc Mariani	27	329	12.2	87t	1
2011	Marc Mariani	46	490	10.7	79t	1
2012	Darius Reynaud	31	410	13.2	81t	2
2013	Darius Reynaud	18	135	7.5	35	0
2014	Dexter McCluster	22	155	7.0	48	0
2015	Dexter McCluster	24	217	9.0	37	0

YEAR-BY-YEAR LEADERS

INTERCEPTIONS

Year	Player	No	Yds	Avg	Lg	TD
1960	Mark Johnston (CB)	4	42	10.5	33	0
	Dennit Morris (LB)	4	32	8.0	26	0
	Julian Spence (S)	4	5	1.3	5	0
1961	Jim Norton (S)	9	150	16.7	36	0
1962	Jim Norton (S)	8	75	9.4	36	0
1963	Fred Glick (S)	12	180	15.0	40	1
1964	Pete Jaquess (CB)	8	141	17.6	98t	1
1965	W.K. Hicks (CB)	9	156	17.3	31	0
1966	Jim Norton (S)	4	125	31.3	56	0
	Fred Glick (S)	4	47	11.8	41	0
1967	Miller Farr (CB)	10	264	26.4	67	3
1968	Ken Houston (S)	5	160	32.0	66t	2
1969	Miller Farr (CB)	6	48	8.0	35	0
1970	Zeke Moore (CB)	6	85	14.2	32	0
1971	Ken Houston (S)	9	220	24.4	48t	4
1972	Bob Atkins (S)	2	37	18.5	34	0
	John Charles (S)	2	6	3.0	6	0
1973	Guy Roberts (LB)	4	55	13.8	27	0
	Jeff Severson (S)	4	24	6.0	19	0
1974	Bob Atkins (S)	6	85	14.2	36	0
1975	Zeke Moore (CB)	5	137	27.4	74	0
1976	C.L. Whittington (S)	5	103	20.6	50	0
1977	Mike Reinfeldt (S)	5	78	15.6	30	0
1978	Willie Alexander (CB)	5	51	10.2	29	0
1979	Mike Reinfeldt (S)	12	205	17.1	39	0
1980	Jack Tatum (S)	7	100	14.3	35	0
1981	Greg Stemrick (CB)	3	94	31.3	38	0
	Carter Hartwig (DB)	3	78	26.0	36	0
1982	Robert Brazile (LB)	1	31	31.0	31	0
	Gregg Bingham (LB)	1	8	8.0	8	0
	Vernon Perry (S)	1	8	8.0	8	0
1983	Willie Tullis (DB)	5	65	13.0	44	0
1984	Willie Tullis (DB)	4	48	12.0	22	0
1985	Steve Brown (CB)	5	41	8.2	22	0
1986	Allen Lyday (S)	3	24	8.0	24	0
	Patrick Allen (CB)	3	20	6.7	18	0
1987	Keith Bostic (S)	6	-14	-2.3	7	0
1988	Jeff Donaldson (S)	4	29	7.3	23	0
1989	Steve Brown (CB)	5	54	10.8	41	0
1990	Richard Johnson (CB)	8	100	12.5	35	1
1991	Cris Dishman (CB)	6	61	10.2	43	0
1992	Jerry Gray (CB)	6	24	4.0	22	0
1993	Marcus Robertson (S)	7	137	19.6	69	0
1994	Darryll Lewis (CB)	5	57	11.4	20	0
1995	Darryll Lewis (CB)	6	145	24.2	98t	1
1996	Darryll Lewis (CB)	5	103	20.6	53	1
1997	Darryll Lewis (CB)	5	115	23.0	47t	1
	Marcus Robertson (S)	5	127	25.4	48	0
1998	Darryll Lewis (CB)	4	40	10.0	33	0
1999	Samari Rolle (CB)	4	65	16.3	30	0
2000	Samari Rolle (CB)	7	140	20.0	81t	1
2001	Andre Dyson (CB)	3	36	12.0	36	0
	Samari Rolle (CB)	3	3	1.0	3	0
2002	Lance Schulters (S)	6	56	9.3	28	0
2003	Samari Rolle (CB)	6	141	23.5	52	0
2004	Andre Dyson (CB)	6	135	22.5	44	0
2005	Reynaldo Hill (CB)	3	88	29.3	52t	1
2006	Chris Hope (S)	5	105	21.0	61t	1
2007	Keith Bulluck (LB)	5	63	12.6	35	0
2008	Michael Griffin (S)	7	172	24.6	83t	1
2009	Cortland Finnegan (CB)	5	194	38.8	80	1
2010	Michael Griffin (S)	4	50	12.5	28	0
2011	Michael Griffin (S)	2	0	0.0	0	0
	Jason McCourty (CB)	2	52	26.0	30	0
2012	Michael Griffin (S)	4	59	14.8	33	0
	Jason McCourty (CB)	4	29	7.3	28	0
2013	Alterraun Verner (CB)	5	68	13.6	34	1
2014	Jason McCourty (CB)	3	0	0.0	0	0
2015	Zach Brown (LB)	2	45	22.5	45	0
	Coty Sensabaugh (CB)	2	42	21.0	26t	1

SACKS

Year	Player	Total
1960	Don Floyd (DE)	4
1961	Doug Cline (LB)	6
1962	Ed Husmann (DT)	10
1963	Ed Husmann (DT)	5
	Gary Cutsinger (DE)	5
1964	Ed Husmann (DT)	4
	Don Floyd (DE)	4
1965	Gary Cutsinger (DE)	7
1966	Gary Cutsinger (DE)	5
1967	George Rice (DT)	6
1968	Pat Holmes (DE)	6
1969	Elvin Bethea (DE)	14
1970	Elvin Bethea (DE)	9.5
1971	Elvin Bethea (DE)	13
1972	Mike Tilleman (DT)	12
1973	Elvin Bethea (DE)	17
1974	Ted Washington (LB)	11
1975	Curly Culp (DT)	11.5
1976	Elvin Bethea (DE)	14.5
1977	James Young (DE)	7.5
1978	Elvin Bethea (DE)	8
1979	Jesse Baker (DE)	15.5
1980	Mike Stensrud (DE)	7
1981	Jesse Baker (DE)	10
1982	Jesse Baker (DE)	7.5
1983	Jesse Baker (DE)	5.5
1984	Jesse Baker (DE)	11
1985	Jesse Baker (DE)	5.5
1986	Ray Childress (DE)	5
1987	Ray Childress (DE)	6
1988	Ray Childress (DE)	8.5
	William Fuller (DE)	8.5
1989	Ray Childress (DE)	8.5
1990	Sean Jones (DE)	12.5
1991	William Fuller (DE)	15
1992	Ray Childress (DE)	13
1993	Sean Jones (DE)	13
1994	Lamar Lathon (DE)	8.5
1995	Anthony Cook (DE)	4.5
	Henry Ford (DE)	4.5
1996	Anthony Cook (DE)	7.5
1997	Kenny Holmes (DE)	7
	Gary Walker (DT)	7
1998	Lonnie Marts (LB)	4
1999	Jevon Kearse (DE)	14.5
2000	Jevon Kearse (DE)	11.5
2001	Jevon Kearse (DE)	10.0
2002	Kevin Carter (DE)	10.0
2003	Jevon Kearse (DE)	9.5
2004	Kevin Carter (DE)	6.0
2005	Kyle Vanden Bosch (DE)	12.5
2006	Kyle Vanden Bosch (DE)	6.5
2007	Kyle Vanden Bosch (DE)	12
2008	Albert Haynesworth (DT)	8.5
2009	Jacob Ford (DE)	5.5
2010	Jason Babin (DE)	12.5
2011	Karl Klug (DT)	7.0
2012	Derrick Morgan (DE)	6.5
2013	Jurrell Casey (DT)	10.5
2014	Derrick Morgan (OLB)	6.5
2015	Jurrell Casey (DT)	7.0
	Brian Orakpo (OLB)	7.0

YEAR-BY-YEAR LEADERS

TACKLES (SINCE 1974)

Year	Player	Solo	Assist	Total
1974	Gregg Bingham (LB)	128	78	206
1975	Gregg Bingham (LB)	110	75	185
1976	Gregg Bingham (LB)	100	91	191
1977	Gregg Bingham (LB)	95	95	190
1978	Gregg Bingham (LB)	109	114	223
1979	Gregg Bingham (LB)	100	103	203
1980	Gregg Bingham (LB)	112	100	212
1981	Gregg Bingham (LB)	112	60	172
1982	Daryl Hunt (LB)	61	24	85
1983	Gregg Bingham (LB)	87	48	135
1984	Robert Abraham (LB)	106	92	198
1985	Avon Riley (LB)	80	67	147
1986	John Grimsley (LB)	112	87	199
1987	Al Smith (LB)	46	56	102
1988	John Grimsley (LB)	70	45	115
1989	John Grimsley (LB)	73	30	103
1990	Al Smith (LB)	78	26	104
1991	Al Smith (LB)	101	45	146
1992	Al Smith (LB)	70	52	122
1993	Al Smith (LB)	67	28	95
1994	Al Smith (LB)	97	45	142
1995	Blaine Bishop (S)	75	22	97
1996	Blaine Bishop (S)	73	36	100
1997	Barron Wortham (LB)	61	36	97
1998	Joe Bowden (LB)	88	57	145
1999	Blaine Bishop (S)	83	30	113
	Eddie Robinson (LB)	64	49	113
2000	Randall Godfrey (LB)	97	72	169
2001	Randall Godfrey (LB)	79	32	111
2002	Keith Bulluck (LB)	116	64	180
2003	Keith Bulluck (LB)	110	61	171
2004	Keith Bulluck (LB)	108	63	171
2005	Keith Bulluck (LB)	106	44	150
2006	Keith Bulluck (LB)	107	54	161

Year	Player	Solo	Assist	Total
2007	David Thornton (LB)	97	43	140
2008	Keith Bulluck (LB)	83	37	120
2009	Stephen Tulloch (LB)	95	37	132
2010	Stephen Tulloch (LB)	121	48	169
2011	Jordan Babineaux (S)	81	36	117
2012	Akeem Ayers (LB)	79	31	110
2013	Bernard Pollard (S)	93	49	142
2014	Wesley Woodyard (LB)	66	68	134
2015	Avery Williamson (LB)	79	58	137

INDIVIDUAL RECORDS: SERVICE

Number of Games Played in Regular Season

1960-77: 14 games

1978-81, 1983-86, 1988-present: 16 games

1982: 9 games

1987: 15 games

Most Seasons

19 Bruce Matthews, 1983-2001

16 Elvin Bethea, 1968-83

13 Brad Hopkins, 1993-2005

12 Gregg Bingham, 1973-84

12 Mike Munchak, 1982-93

12 Craig Hentrich, 1998-09

Most Seasons, Active

9 Michael Griffin, 2007-15

8 Craig Stevens, 2008-15

Most Games Played

296 Bruce Matthews, 1983-2001

210 Elvin Bethea, 1968-83

194 Brad Hopkins, 1993-2005

177 Craig Hentrich, 1998-2009

173 Gregg Bingham, 1973-84

160 Ray Childress, 1985-95

159 Mike Munchak, 1982-93

157 Keith Bulluck, 2000-09
 152 Benji Olson, 1998-2007
 151 Al Del Greco, 1991-2000
 148 Michael Roos, 2005-14
 147 Robert Brazile, 1975-84
 146 Ted Thompson, 1975-84
 145 Zeke Moore, 1967-77
 144 Rob Bironas, 2005-13
 144 Ken Burrough, 1971-81
 141 Michael Griffin, 2007-15
 141 Warren Moon, 1984-93

Most Games Played, Active

141 Michael Griffin, 2007-15

109 Craig Stevens, 2008-15

106 Brett Kern, 2009-15

Most Consecutive Games Played

232 Bruce Matthews, 1987-2001

147 Robert Brazile, 1975-84

146 Craig Hentrich, 1998-2007

144 Rob Bironas, 2005-13

135 Elvin Bethea, 1968-77

135 Keith Bulluck, 2000-09

134 Gregg Bingham, 1973-81

128 Eddie George, 1996-2003

Most Consecutive Games Played, Active

106 Brett Kern, 2009-15

80 Karl Klug, 2011-15

64 Beau Brinkley, 2012-15

Most Consecutive Games Started

229 Bruce Matthews, 1987-2001

147 Robert Brazile, 1975-84

135 Elvin Bethea, 1968-77

134 Gregg Bingham, 1973-81

128 Eddie George, 1996-2003

127 Keith Bulluck, 2001-09

Most Consecutive Games Started, Active

31 Jurrell Casey, 2014-15

17 DaQuan Jones, 2014-15

16 Byron Bell, 2015

16 Brian Orakpo, 2015

INDIVIDUAL RECORDS: SCORING

Most Seasons Leading Team

9	Rob Bironas, 2005-13
9	Al Del Greco, 1992-2000
7	George Blanda, 1960-66
5	Tony Zendejas, 1985-90

Most Consecutive Seasons Leading Team

9	Rob Bironas, 2005-13
9	Al Del Greco, 1992-2000
7	George Blanda, 1960-66
5	Tony Zendejas, 1985-89

POINTS

Career

1,060	Al Del Greco, 1991-2000 (322 PAT, 246 FG)
1,032	Rob Bironas, 2005-13 (315 PAT, 239 FG)
598	George Blanda, 1960-66 (4 TD, 301 PAT, 91 FG)
548	Tony Zendejas, 1985-90 (197 PAT, 117 FG)
450	Eddie George, 1996-2003 (74 TD, 3 two-point)
438	Earl Campbell, 1978-84 (73 TD)

Season

136	Al Del Greco, 1998 (28 PAT, 36 FG)
133	Rob Bironas, 2007 (28 PAT, 35 FG)
131	Al Del Greco, 1996 (35 PAT, 32 FG)
127	Rob Bironas, 2008 (40 PAT, 29 FG)
126	Al Del Greco, 1993 (39 PAT, 29 FG)
123	Gary Anderson, 2003 (42 PAT, 27 FG)

Most Seasons, 100 or More Points

8	Al Del Greco, 1992-93, 1995-2000
7	Rob Bironas, 2007-13
2	George Blanda, 1960-61
2	Tony Zendejas, 1988-89

Season, Rookie

92	Tony Zendejas, 1985 (29 PAT, 21 FG)
86	Roy Gerela, 1969 (29 PAT, 19 FG)
72	Bill Groman, 1960 (12 TD)

Game

30	Billy Cannon, @ N.Y. Titans, 12/10/61 (5 TD)
26	Rob Bironas, @ Hou., 10/21/07 (8 FG, 2 PAT)
26	George Blanda, vs. L.A. Chargers, 9/18/60 (3 TD, 5 PAT, 1 FG)

Game, Opponent

24	Art Powell, @ Oakland, 12/22/63
24	Corey Dillon, @ Cincinnati, 12/4/97
19	Cody Parkey, @ Philadelphia, 11/23/14
19	Horst Muhlmann, vs. Cincinnati, 12/17/72
18	19 times, last by Allen Robinson, vs. Jacksonville, 12/6/15

Most Consecutive Games Scoring

67	Al Del Greco, 1994-00
46	Rob Bironas, 2006-08

TOUCHDOWNS

Career

74	Eddie George, 1996-2003
73	Earl Campbell, 1978-84
58	Chris Johnson, 2008-13
51	Charlie Hennigan, 1960-66
49	Kenny Burrough, 1971-81
	Ernest Givins, 1986-94

Season

19	Earl Campbell, 1979
18	Bill Groman, 1961

Game

5	Billy Cannon, @ N.Y. Titans, 12/10/61
---	---------------------------------------

Game, Opponent

4	Art Powell, @ Oakland, 12/22/63
4	Bob Hayes, @ Dallas, 12/20/70
4	Corey Dillon, @ Cincinnati, 12/4/97
3	20 times, last by Allen Robinson, vs. Jacksonville, 12/6/15

Most Consecutive Games Scoring TD

8	Bill Groman, 1961
5	Hoyle Granger, 1967
5	Earl Campbell, 1979
5	Chris Sanders, 1995
5	Kenny Britt, 2010

POINTS AFTER TOUCHDOWNS

Career

322	Al Del Greco, 1991-2000
301	George Blanda, 1960-66
315	Rob Bironas, 2005-13
197	Tony Zendejas, 1985-90
149	Toni Fritsch, 1977-81

Season

64	George Blanda, 1961
48	George Blanda, 1962
	Tony Zendejas, 1988

Game

8	George Blanda, vs. N.Y. Titans, 10/14/62
7	George Blanda, @ Denver, 11/5/61
7	George Blanda, vs. N.Y. Titans, 11/19/61
7	George Blanda, @ Oakland, 12/22/63
7	Teddy Garcia, vs. Cleveland, 12/9/90

Most Made, Opponent, Game

8	Stephen Gostkowski, @ New England, 10/18/09
7	Mason Crosby, @ Green Bay, 12/23/12
7	Cotton Davidson, @ Oakland, 12/22/63
7	Horst Muhlmann, vs. Cincinnati, 12/17/72
7	Jim Breech, @ Cincinnati, 12/17/89
7	Sebastian Janikowski, @ Oakland, 9/29/02
7	Lawrence Tynes, vs. Kansas City, 12/13/04

Most Consecutive PATs

285	Rob Bironas, 2006-13
229	Al Del Greco, 1993-2000
79	Gary Anderson, 2003-04
76	Al Del Greco, 1991-93
75	Skip Butler, 1972-76

Most Two-Point Conversions, Career

3	Eddie George, 1996-2003
3	Haywood Jeffires, 1987-95
3	Steve McNair, 1995-2005

Most Two-Point Conversions, Season

3	Haywood Jeffires, 1994
---	------------------------

Most Two-Point Conversions, Game

1	29 times, last by Dexter McCluster from Marcus Mariota at N.Y. Jets, 12/13/15 (pass)
---	--

Most Two-Point Conversions, Opponent, Game

2	Charles Johnson @ Pittsburgh, 11/1/98 (pass, pass)
---	--

FIELD GOALS

Most Attempted, Career

295	Al Del Greco, 1991-2000
279	Rob Bironas, 2005-13
187	George Blanda, 1960-66
163	Tony Zendejas, 1985-90
121	Skip Butler, 1972-77

Most Attempted, Season

40	Roy Gerela, 1969
39	Al Del Greco, 1998
39	Rob Bironas, 2007
38	Al Del Greco, 1996
37	Tony Zendejas, 1989
35	Al Del Greco, 1997

Most Attempted, Game

8	Rob Bironas, @ Houston, 10/21/07
6	George Blanda, vs. N.Y. Titans, 10/9/60
6	George Blanda, vs. Denver, 9/14/63
6	Skip Butler, @ Cleveland, 10/12/75
6	Al Del Greco, vs. Atlanta, 12/5/93

Most Attempted, Opponent, Game

7	Tom Dempsey, Philadelphia, 11/12/72
6	Roy Gerela, Pittsburgh, 12/9/73
6	Jim Breech, @ Cincinnati, 11/1/87
6	John Carney, @ San Diego, 9/19/93
6	Sebastian Janikowski, @ Oakland, 11/24/13
6	Cody Parkey, @ Philadelphia, 11/23/14

Most Made, Career

246	Al Del Greco, 1991-2000
239	Rob Bironas, 2005-13
117	Tony Zendejas, 1985-90
91	George Blanda, 1960-66
81	Toni Fritsch, 1977-81

Most Made, Season

36	Al Del Greco, 1998
35	Rob Bironas, 2007

INDIVIDUAL RECORDS: SCORING

32	Al Del Greco, 1996
29	Al Del Greco, 1993
29	Rob Bironas, 2008
29	Rob Bironas, 2011

Most Made, Game

* 8	Rob Bironas, @ Houston, 10/21/07
5	Al Del Greco, @ Philadelphia, 12/3/2000
5	Roy Gerela, vs. Miami, 9/28/69
* Denotes NFL Record	

Most Made, Opponent, Game

6	Tom Dempsey, vs. Philadelphia, 11/12/72
6	John Carney, @ San Diego, 9/19/93
5	Josh Brown, vs. N.Y. Giants, 12/7/14
5	Cody Parkey, @ Philadelphia, 11/23/14
5	Adam Vinatieri, @ Indianapolis, 12/1/13
5	Rian Lindell, @ Buffalo, 12/24/06
5	Mike Vanderjagt, vs. Indianapolis, 12/7/03
5	Steve Christie, vs. Buffalo, 9/18/94
5	Jim Breech, @ Cincinnati, 11/1/87

Most Consecutive Field Goals Made

20	Al Del Greco, 1998-99
20	Rob Bironas, 2007-08
20	Rob Bironas, 2010
20	Rob Bironas, 2011-12
19	Rob Bironas, 2007
18	Al Del Greco, 1995-96
15	Ryan Succop , 2014-15
14	Al Del Greco, 1999-2000
14	Rob Bironas, 2011
13	Al Del Greco, 1994-95

Most Consecutive Games With Field Goal Made

20	Rob Bironas, 2009-10
19	Rob Bironas, 2006-07
13	Rob Bironas, 2011-12
12	Al Del Greco, 1998
12	Gary Anderson, 2003
12	Rob Bironas, 2008
10	George Blanda, 1964-65
10	George Blanda, 1966

Longest Field Goal

60	Rob Bironas, vs. Indianapolis, 12/3/06
56	Al Del Greco, vs. San Francisco, 10/27/96
56	Rob Bironas, @ Denver, 11/19/07
55	Rob Bironas, vs. Denver, 10/3/10
55	Rob Bironas, vs. Houston, 12/29/13
55	George Blanda, vs. San Diego, 12/3/61
54	George Blanda, @ Oakland, 11/11/62
54	Skip Butler, @ Buffalo, 9/19/76
54	Al Del Greco, vs. Kansas City, 9/20/92

Longest Field Goal, Opponent

64	Matt Prater, @ Denver, 12/8/13
56	Jason Elam, Denver, 11/26/95
55	Chris Bahr, @ Cincinnati, 9/23/79
55	Matt Stover, Cleveland, 11/17/91
54	Jan Stenerud, Kansas City, 9/9/67
54	Gary Anderson, Pittsburgh, 12/8/91
54	Matt Bahr, @ N.Y. Giants, 12/21/91
54	Ryan Longwell, Green Bay, 12/16/01

Highest Field Goal Percentage, Career (100 made)

85.7	Rob Bironas, 2005-13, (239 of 279)
------	------------------------------------

83.4	Al Del Greco, 1991-2000, (246 of 295)
------	---------------------------------------

Season

92.3	Al Del Greco, 1998 (36 of 39)
92.3	Rob Bironas, 2010 (24 of 26)
90.6	Rob Bironas, 2011 (29 of 32)
89.7	Rob Bironas, 2007 (35 of 39)
87.9	Rob Bironas, 2008 (29 of 33)
87.5	Ryan Succop , 2015 (14 of 16)
87.1	Gary Anderson, 2003 (27 of 31)
87.1	Al Del Greco, 1995 (27 of 31)
86.4	Ryan Succop , 2014 (19 of 22)
86.2	Rob Bironas, 2013 (25 of 29)
85.3	Al Del Greco, 1993 (29 of 34)
85.0	Florian Kempf, 1983 (17 of 20)

SAFETIES

Most Safeties, Career

2	Elvin Bethea (1968-83)
2	James Young (1977-79)

Most Safeties, Game

1	40 times, last by team vs. N.Y. Jets (12/14/14), intentional grounding penalty on Jets in end zone
---	--

INDIVIDUAL RECORDS: RUSHING

Most Seasons Leading Team

8	Eddie George, 1996-2003
6	Earl Campbell, 1978-84
6	Chris Johnson, 2008-13
4	Mike Rozier, 1985-90

Most Consecutive Seasons Leading Team

8	Eddie George, 1996-2003
6	Earl Campbell, 1978-83
6	Chris Johnson, 2008-13
4	Mike Rozier, 1985-88

ATTEMPTS

Career

2,733	Eddie George, 1996-2003
1,979	Earl Campbell, 1978-84
1,742	Chris Johnson, 2008-13
1,000	Lorenzo White, 1988-94
910	Mike Rozier, 1985-90
908	Charles Tolar, 1960-66
773	Hoyle Granger, 1966-70, 72

Season

403	Eddie George, 2000
-----	--------------------

373	Earl Campbell, 1980
368	Earl Campbell, 1979
361	Earl Campbell, 1981

Game

39	Earl Campbell, vs. Seattle, 10/11/81
38	Earl Campbell, @ Kansas City, 10/12/80
37	Earl Campbell, vs. Cincinnati, 10/4/81

Game, Opponent

39	Corey Dillon, @ Cincinnati, 12/4/97
34	Rodney Hampton, N.Y. Giants, 11/21/94
33	Le'Veon Bell, Pittsburgh, 11/17/14
32	Greg Pruitt, Cleveland, 12/3/81
32	Tony Collins, @ New England, 11/28/82

YARDS GAINED

Career

10,009	Eddie George, 1996-2003
8,574	Earl Campbell, 1978-84

7,965	Chris Johnson, 2008-13
4,079	Lorenzo White, 1988-94
3,514	Hoyle Granger, 1966-70, 72
3,439	Steve McNair, 1995-05
3,426	Mike Rozier, 1985-90

Season

2,006	Chris Johnson, 2009
1,934	Earl Campbell, 1980
1,697	Earl Campbell, 1979
1,509	Eddie George, 2000
1,450	Earl Campbell, 1978

Season, Rookie

1,450	Earl Campbell, 1978
1,368	Eddie George, 1996
1,228	Chris Johnson, 2008
947	Rodney Thomas, 1995
756	Sid Blanks, 1964
652	Rob Carpenter, 1977

Game

228	Chris Johnson vs. Jacksonville, 11/1/09
216	Billy Cannon, @ N.Y. Titans, 12/10/61

INDIVIDUAL RECORDS: RUSHING

216	Eddie George, vs. Oakland, 8/31/97
206	Earl Campbell, @ Chicago, 11/16/80

Game, Opponent

246	Corey Dillon, @ Cincinnati, 12/4/97
215	Eric Dickerson, @ L.A. Rams, 12/9/84
204	Le'Veon Bell, Pittsburgh, 11/17/14
201	James Brooks, @ Cincinnati, 12/23/90

Longest Run

94	Chris Johnson, vs. N.Y. Jets, 12/17/12 (TD)
91	Chris Johnson, vs. Houston, 9/20/09 (TD)
91	Sid Blanks, vs. N.Y. Jets, 12/13/64 (TD)
89	Chris Johnson vs. Jacksonville, 11/1/09 (TD)
87	Marcus Mariota vs. Jacksonville, 12/6/15 (TD)
85	Chris Johnson vs. Arizona, 11/29/09 (TD)
83	Chris Johnson @ Buffalo, 10/21/12 (TD)
81	Earl Campbell, vs. Miami, 11/20/78 (TD)

Longest Run, Opponent

91	Wilbert Montgomery, @ Philadelphia, 12/19/82 (TD)
80	Donald Brown, @ Indianapolis, 12/18/11 (TD)
80	Corey Dillon at Cincinnati, 10/8/2000 (TD)
80	Wray Carlton, vs. Buffalo, 12/5/65 (TD)
79	Bill Mathis, @ N.Y. Jets, 11/21/65

Most Seasons, 1,000 or More Yards

7	Eddie George, 1996-2000, 2002-03
6	Chris Johnson, 2008-13
5	Earl Campbell, 1978-81, 1983
1	Eight players, last by LenDale White in 2007

Most Consecutive Seasons, 1,000 or More Yards

6	Chris Johnson, 2008-13
---	------------------------

5	Eddie George, 1996-2000
4	Earl Campbell, 1978-81
2	Eddie George, 2002-03

Most Games, 200 or More Yards, Season

4	Earl Campbell, 1980
1	Three times, last by Chris Johnson, 2009

Most Games, 100 or More Yards, Career

39	Earl Campbell, 1978-84
36	Eddie George, 1996-03
35	Chris Johnson, 2008-13
11	Hoyle Granger, 1966-70, 1972
8	Mike Rozier, 1985-90

Most Games, 100 or More Yards, Season

12	Chris Johnson, 2009
11	Earl Campbell, 1979
10	Earl Campbell, 1980
8	Chris Johnson, 2010
8	Eddie George, 1997
7	Hoyle Granger, 1967
7	Earl Campbell, 1978, 1983

Most Consecutive Games, 100 or More Yards

12	Chris Johnson, 2009-10
7	Earl Campbell, 1979
6	Earl Campbell, 1980
5	Eddie George, 1998

AVERAGE GAIN

Career (Minimum 750 attempts)

4.57	Chris Johnson (2008-13)
4.56	Hoyle Granger (1966-70, 1972)
4.33	Earl Campbell (1978-84)
4.08	Lorenzo White (1988-94)

Season

5.60	Chris Johnson, 2009
5.21	Sid Blanks, 1964
5.18	Earl Campbell, 1980
5.14	Gary Brown, 1993
5.05	Hoyle Granger, 1967

TOUCHDOWNS

Career

73	Earl Campbell, 1978-84
64	Eddie George, 1996-2003
50	Chris Johnson, 2008-13
36	Steve McNair, 1995-2005
29	Lorenzo White, 1988-94
27	Mike Rozier, 1985-90

Season

19	Earl Campbell, 1979
15	LenDale White, 2008
14	Eddie George, 2000
14	Chris Johnson, 2009

Season, Rookie

13	Earl Campbell, 1978
----	---------------------

Game

4	Earl Campbell, vs. Miami, 11/20/78
4	Lorenzo White, vs. Cleveland, 12/9/90

Game, Opponent

4	Corey Dillon, @ Cincinnati, 12/4/97
3	12 times, last by Marshall Faulk, @ Ind., 9/4/94

Most Consecutive Games, Rushing Touchdown

5	Earl Campbell, 1979
4	Earl Campbell, 1981
4	Alonzo Highsmith, 1989
4	Gary Brown, 1993
4	Eddie George, 2000
4	LenDale White, 2008
3	11 times, last by Chris Johnson, 2009-10

INDIVIDUAL RECORDS: PASSING

Most Seasons Leading Team

10	Warren Moon, 1984-93
9	Dan Pastorini, 1971-79
8	Steve McNair, 1997-2003, 2005

Most Consecutive Seasons Leading Team

10	Warren Moon, 1984-93
9	Dan Pastorini, 1971-79
7	George Blanda, 1960-66
7	Steve McNair, 1997-2003

ATTEMPTS

Career

4,546	Warren Moon, 1984-93
-------	----------------------

3,871	Steve McNair, 1995-2005
2,784	George Blanda, 1960-66
2,767	Dan Pastorini, 1971-79
1,190	Vince Young, 2006-10
1,081	Kerry Collins, 2006-10
824	Pete Beathard, 1967-69
739	Ken Stabler, 1980-81

Season

655	Warren Moon, 1991
584	Warren Moon, 1990
520	Warren Moon, 1993
518	Matt Hasselbeck, 2011
505	George Blanda, 1964
492	Steve McNair, 1998
492	Steve McNair, 2002

Game

68	George Blanda, @ Buffalo, 11/1/64
60	George Blanda, vs. Oakland, 11/7/65
60	Billy Volek, @ Oakland, 12/19/04

Game, Opponent

61	Colt McCoy, @ Cleveland, 10/2/11
59	Peyton Manning, @ Denver, 12/8/13
54	Matt Schaub, Houston, 12/19/10
54	Eric Zeier, @ Cleveland, 11/5/95
53	Mickey Slaughter, Denver, 12/20/64
53	Tommy Kramer, Minnesota, 12/21/80
53	Brian Sipe, @ Cleveland, 9/13/81

INDIVIDUAL RECORDS: PASSING

52 4 times, last by Bobby Hebert, vs. Atlanta, 12/5/93

COMPLETIONS

Career

2,632 Warren Moon, 1984-93
2,305 Steve McNair, 1995-2005
1,426 Dan Pastorini, 1971-79
1,347 George Blanda, 1960-66
689 Vince Young, 2006-10
613 Kerry Collins, 2006-10
458 Ken Stabler, 1980-81

Season

404 Warren Moon, 1991
362 Warren Moon, 1990
319 Matt Hasselbeck, 2011
303 Warren Moon, 1993
301 Steve McNair, 2002
293 Ken Stabler, 1980

Game

41 Warren Moon, vs. Dallas, 11/10/91
40 Billy Volek, @ Oakland, 12/19/04
39 Billy Volek, @ San Diego, 10/3/04
37 George Blanda, @ Buffalo, 11/1/64
36 Ryan Fitzpatrick, vs. Arizona, 12/15/13
36 Warren Moon, vs. Seattle, 11/7/93

Game, Opponent

40 Colt McCoy, @ Cleveland, 10/2/11
39 Peyton Manning, @ Denver, 12/8/13
37 Peyton Manning, @ Indianapolis, 11/3/02
36 Tim Couch, Cleveland, 9/22/02
36 Peyton Manning, Indianapolis, 10/11/09
36 Drew Brees, New Orleans, 12/11/11
35 Matt Schaub, Houston, 12/19/10
35 Kyle Orton, Denver, 10/3/10
34 Mickey Slaughter, Denver, 12/20/64
33 Matthew Stafford, Detroit, 9/23/12

COMPLETION PERCENTAGE

Career (Minimum 1,500 attempts)

59.5 Steve McNair, 1995-2005 (2,305 of 3,871)
57.9 Warren Moon, 1984-93 (2,632 of 4,546)
51.5 Dan Pastorini, 1971-79 (1,426 of 2,767)
48.4 George Blanda, 1960-66 (1,347 of 2,784)

Season

65.6 Cody Carlson, 1992 (149 of 227)
64.7 Warren Moon, 1992 (224 of 346)
64.5 Ken Stabler, 1980 (293 of 454)
63.2 Chris Chandler, 1995 (225 of 356)
62.6 Steve McNair, 2000 (248 of 396)
62.5 Steve McNair, 2003 (250 of 400)

Game (Min. 20 attempts)

88.5 Chris Chandler, @ Cincinnati, 9/24/95 (23 of 26)
85.7 Ken Stabler, vs. Baltimore, 9/21/80 (18 of 21)

82.6 Steve McNair, vs. Indianapolis, 12/8/02 (19 of 23)
82.6 Warren Moon, vs. Miami, 10/1/89 (19 of 23)
82.1 Ken Stabler, @ Cleveland, 9/15/80 (23 of 28)
80.0 Chris Chandler, @ Cleveland, 11/5/95 (16 of 20)

YARDS GAINED

Career

33,685 Warren Moon, 1984-93
27,141 Steve McNair, 1995-2005
19,149 George Blanda, 1960-66
16,846 Dan Pastorini, 1971-79
8,098 Vince Young, 2006-10
6,804 Kerry Collins, 2006-10
5,190 Ken Stabler, 1980-81
5,128 Pete Beathard, 1967-69

Season

4,690 Warren Moon, 1991
4,689 Warren Moon, 1990
3,631 Warren Moon, 1989
3,571 Matt Hasselbeck, 2011
3,489 Warren Moon, 1986
3,485 Warren Moon, 1993

Game

527 Warren Moon, @ Kansas City, 12/16/90
492 Billy Volek, @ Oakland, 12/19/04
464 George Blanda, @ Buffalo, 10/29/61

Game, Opponent

425 Peyton Manning, @ Indianapolis, 12/5/04
407 Tom Flores, @ Oakland, 12/22/63
406 Tony Romo, @ Dallas, 10/10/10
397 Peyton Manning, @ Denver, 12/8/13
393 Andrew Luck, @ Indianapolis, 9/28/14
389 Drew Brees, @ New Orleans, 11/8/15
389 Jim McMahon, @ San Diego, 9/17/89
387 Boomer Esiason, @ Cincinnati, 11/1/87
386 Eli Manning, @ N.Y. Giants, 9/26/10

Most Seasons, 3,000 or More Passing Yards

6 Warren Moon, 1984-93
5 Steve McNair, 1998, 2001-2003
3 George Blanda, 1960-66

Most Games, 400 or More Passing Yards, Career

4 Warren Moon, 1984-93
2 Billy Volek, 2000-06
2 George Blanda, 1960-66
1 Ryan Fitzpatrick, 2013
1 Jacky Lee, 1960-63; 1966-67
1 Steve McNair, 1995-2005

Most Games, 400 or More Passing Yards, Season

2 Billy Volek, 2004
2 George Blanda, 1961
2 Warren Moon, 1991

Most Games, 300 or More Passing Yards, Career

38 Warren Moon, 1984-93
15 George Blanda, 1960-66

Most Games, 300 or More Passing Yards, Season

9 Warren Moon, 1990
6 Warren Moon, 1991

Most Consecutive Games, 300 or More Passing Yards

4 Warren Moon, 1990
3 George Blanda, 1964
3 Warren Moon, 1985
3 Warren Moon, 1991

Longest Pass Completion (All TDs)

98 Jacky Lee (to Willard Dewveall), vs. S.D., 11/25/62
95 George Blanda (to Dick Compton), vs. Buffalo, 12/5/65
92 Jacky Lee (to Bill Groman), vs. Denver, 11/20/60

Longest Pass Completion, Opponent (All TDs)

94 Jack Kemp (to Glenn Bass), Buffalo, 10/11/64
90 John McCormick (to Bob Scarpitto), @ Den 10/17/65

TOUCHDOWNS

Career

196 Warren Moon, 1984-93
165 George Blanda, 1960-66
156 Steve McNair, 1995-2005
96 Dan Pastorini, 1971-79

Season

36 George Blanda, 1961
33 Warren Moon, 1990
27 George Blanda, 1962
24 Steve McNair, 2003
24 George Blanda, 1963
24 George Blanda, 1960

Game

7* George Blanda, vs. N.Y. Titans, 11/19/61
6 George Blanda, vs. N.Y. Titans, 10/14/62
5 Steve McNair, vs. Jacksonville, 12/26/99
5 Warren Moon, at Cincinnati, 10/11/92
5 Warren Moon, at Cleveland, 11/18/90
5 Warren Moon, vs. Cincinnati, 10/14/90

* Tied for NFL record

Game, Opponent

6 Tom Flores, @ Oakland, 12/22/63
6 Tom Brady, @ New England, 10/18/09
6 Ryan Fitzpatrick, @ Houston, 11/30/14
5 Joe Namath, @ N.Y. Jets, 9/18/66
5 Craig Morton, @ Dallas, 12/20/70

INDIVIDUAL RECORDS: PASSING

5	Jim Kelly, Buffalo, 9/24/89
5	Kerry Collins, @ Oakland, 12/19/04
5	Ben Roethlisberger, @ Pittsburgh, 10/9/11
5	Blake Bortles, Jacksonville, 12/6/15
4	11 times, last by Andrew Luck, @ Denver, 9/28/14

Most Consecutive Games, Touchdown Pass

23	Steve McNair, 2001-2002
21	Warren Moon, 1990-91
17	Warren Moon, 1992-93
14	George Blanda, 1964-65

HAD INTERCEPTED

Career

189	George Blanda, 1960-66
166	Warren Moon, 1984-93
139	Dan Pastorini, 1971-79

Season

42	George Blanda, 1962
28	Ken Stabler, 1980
26	Warren Moon, 1986

Game

6	George Blanda, @ Buffalo, 9/9/62
6	George Blanda, vs. Denver, 11/14/65

Game, Opponent

6	Joe Namath, @ N.Y. Jets, 10/15/67
6	Bobby Hebert, Atlanta, 12/5/93
5	Rick Norton, @ Miami, 11/23/69
5	Keith Null, St. Louis, 12/13/09
4	8 times, last by Mark Sanchez, N.Y. Jets, 12/17/12

Most Consecutive Passes Attempted, No INT's

161	Kerry Collins, 2008
154	Billy Joe Tolliver, 1994

Most Attempts, No Interceptions, Game

56	Warren Moon, vs. Dallas, 11/10/91
----	-----------------------------------

PASSER RATING

Career (minimum 1,500 attempts)

83.3	Steve McNair, 1995-05
80.4	Warren Moon, 1984-93
62.5	George Blanda, 1960-66
61.0	Dan Pastorini, 1971-79

Season (minimum 14 att. per team game)

100.4	Steve McNair, 2003
96.8	Warren Moon, 1990
91.5	Marcus Mariota , 2015
91.3	George Blanda, 1961
90.2	Steve McNair, 2001

Game (minimum 20 attempts)

158.3	Chris Chandler, @ Cincinnati, 9/24/95
146.8	Steve McNair, vs. Houston, 10/12/03
146.1	Warren Moon, @ Cleveland, 11/18/90
145.1	Warren Moon, vs. Buffalo, 11/26/90
143.1	Chris Chandler, vs. Denver, 11/26/95

INDIVIDUAL RECORDS: PASS RECEIVING

RECEPTIONS

Most Seasons Leading Team

7	Ken Burrough, 1971-81
5	Haywood Jeffires, 1987-95
5	Frank Wycheck, 1996-2000

Most Consecutive Seasons Leading Team

6	Ken Burrough, 1974-79
5	Frank Wycheck, 1996-2000
4	Charlie Hennigan, 1961-64
4	Derrick Mason, 2001-04
3	Alvin Reed, 1968-70

Career

542	Ernest Givins, 1986-94
515	Haywood Jeffires, 1987-95
482	Frank Wycheck, 1995-2002
480	Drew Hill, 1985-91
453	Derrick Mason, 1997-2004
410	Charlie Hennigan, 1960-66
408	Ken Burrough, 1971-81

Season

101	Charlie Hennigan, 1964
100	Haywood Jeffires, 1991
96	Derrick Mason, 2004
95	Derrick Mason, 2003
94	Delanie Walker , 2015
94	Kendall Wright , 2013
90	Drew Hill, 1991
90	Haywood Jeffires, 1992

Game

13	Charlie Hennigan, @ Boston, 10/13/61
13	Haywood Jeffires, @ N.Y. Jets, 10/13/91

13	Drew Bennett, @ Oakland, 12/19/04
12	Sid Blanks, @ San Diego, 9/12/64
12	Charlie Hennigan, @ Buffalo, 11/1/64
12	Charlie Hennigan, vs. Boston, 11/29/64
12	Derrick Mason, vs. Baltimore, 11/12/01
12	Derrick Mason, @ NYG, 12/1/02
12	Derrick Mason, @ San Diego, 10/3/04
12	Drew Bennett, vs. KC, 12/13/04
12	Kendall Wright , vs. Arizona, 12/15/13

Game, Opponent

12	Cris Carter, @ Minnesota, 10/8/95
12	Brian Westbrook, @ Philadelphia, 11/19/06
12	Chad Johnson, @ Cincinnati, 11/25/07
12	Reggie Wayne, @ Indianapolis, 12/30/07
11	Don Maynard, N.Y. Titans, 10/9/60
11	Robert Scarpitto, Denver, 12/20/64
11	Carl Pickens, @ Cincinnati, 11/13/94
11	Marvin Harrison, @ Indianapolis, 11/3/02
11	Andre Johnson, @ Houston, 12/14/08
11	Brandon Lloyd, Denver, 10/3/10
11	Odell Beckham Jr., N.Y. Giants, 12/7/14

Most Consecutive Games, Pass Reception

99	Frank Wycheck, 1996-2002
82	Ernest Givins, 1988-93
76	Drew Hill, 1986-91

71	Nate Washington, 2009-13
53	Haywood Jeffires, 1990-93
52	Ken Burrough, 1973-77

Most Seasons, 50 or More Pass Receptions

8	Ernest Givins, 1986-93
6	Drew Hill, 1985-86, 1988-91
6	Haywood Jeffires, 1990-95
6	Frank Wycheck, 1996-2001
5	Charlie Hennigan, 1961-64
5	Derrick Mason, 2000-04
3	Curtis Duncan, 1990-92
3	Kendall Wright , 2012-14
3	Delanie Walker , 2013-15

YARDS

Career

7,935	Ernest Givins, 1986-94
7,477	Drew Hill, 1985-91
6,907	Ken Burrough, 1971-81
6,823	Charlie Hennigan, 1960-66
6,119	Haywood Jeffires, 1987-95

Season

1,746	Charlie Hennigan, 1961
1,561	Charlie Hennigan, 1964

Game

272	Charlie Hennigan, @ Boston, 10/13/61
245	Haywood Jeffires, @ Kansas City, 12/16/90
233	Drew Bennett, vs. Kansas City, 12/13/04
232	Charlie Hennigan, @ Buffalo, 10/29/61

INDIVIDUAL RECORDS: PASS RECEIVING

- 225 Kenny Britt, vs. Philadelphia, 10/24/10
 210 Drew Hill, @ Indianapolis, 12/22/85

Game, Opponent

- 247 Art Powell, @ Oakland, 12/22/63
 238 DeAndre Hopkins, @ Houston, 11/30/14
 212 Don Maynard, @ N.Y. Jets, 10/20/69
 210 Bake Turner, N.Y. Jets, 11/10/63

Longest Pass Reception (All TDs)

- 98 Willard Dewveall, vs. San Diego, 11/25/62
 95 Dick Compton, vs. Buffalo, 12/5/65
 92 Bill Groman, vs. Denver, 11/20/60

Longest Pass Reception, Opponent (All TDs)

- 94 Glenn Bass, Buffalo, 10/11/64
 90 Bob Scarpitto, @ Denver 10/17/65
 86 Warrick Dunn, @ Atlanta, 11/23/03

Most Seasons, 1,000 or More Yds. Pass Receiving, Career

- 4 Derrick Mason, 2001-04
 3 Charlie Hennigan, 1960-66
 3 Drew Hill, 1985-91

Most Cons. Seasons, 1,000 or More Yds. Pass Rec., Career

- 4 Derrick Mason, 2001-04
 2 Charlie Hennigan, 1963-64
 2 Tim Smith, 1983-84

Most Games, 100 or More Yards Pass Receiving, Career

- 26 Charlie Hennigan, 1960-66
 24 Drew Hill, 1985-91
 18 Ernest Givins, 1986-94

Most Games, 100 or More Yards Pass Receiving, Season

- 9 Charlie Hennigan, 1964

TOUCHDOWNS

Career

- 51 Charlie Hennigan, 1960-66
 47 Ken Burrough, 1971-81
 47 Drew Hill, 1985-91
 47 Haywood Jeffries, 1987-95
 46 Ernest Givins, 1986-94

Season

- 17 Bill Groman, 1961
 12 Bill Groman, 1960
 12 Charlie Hennigan, 1961
 12 Charles Frazier, 1966

Game

- 3 17 times, last by Kenny Britt, vs. Philadelphia, 10/24/10

Game, Opponent

- 4 Art Powell, @ Oakland, 12/22/63
 4 Bob Hayes, @ Dallas, 12/20/70
 3 10 times, last by Allen Robinson, vs. Jacksonville, 12/6/15

Most Consecutive Games Catching TD Pass

- 8 Bill Groman, 1961
 5 Chris Sanders, 1995
 5 Kenny Britt, 2010
 4 Bill Groman, 1960
 4 Charlie Hennigan, 1961
 4 Dave Casper, 1982
 4 Willie Davis, 1996
 4 Kevin Dyson, 2001
 4 Justin McCareins, 2003
 4 Kenny Britt, 2010-11

RECEIVING AVERAGE

Career (minimum 200 receptions)

- 16.9 Ken Burrough, 1971-81
 16.6 Charlie Hennigan, 1960-66

- 15.6 Drew Hill, 1985-91
 15.1 Tim Smith, 1980-86
 15.0 Nate Washington, 2009-14
 14.8 Drew Bennett, 2001-06
 14.6 Ernest Givins, 1986-94
 13.5 Derrick Mason, 1997-04

Season (minimum 32 receptions per 16 games)

- 23.5 Chris Sanders, 1995
 23.5 Bill Groman, 1961
 22.0 Charlie Joiner, 1971
 21.3 Charlie Hennigan, 1961
 20.5 Bill Groman, 1960
 20.2 Drew Hill, 1987
 20.1 Ken Burrough, 1975
 19.8 Charley Frazier, 1966

Game (minimum 3 receptions)

- 60.7 Bill Groman, vs. Den, 11/20/60 (3 rec.)
 46.3 Willard Dewveall, at SD, 11/25/62 (3 rec.)
 44.7 Bill Groman, vs. Den, 11/05/61 (3 rec.)
 42.0 Ernest Givins, at Cle, 11/22/87 (3 rec.)
 41.3 Drew Bennett, at Ind, 12/05/04 (3 rec.)
 40.7 Derrick Mason, vs. Cle, 12/02/01 (3 rec.)
 40.0 Butch Woolfolk, vs. Mia, 09/08/85 (3 rec.)

INDIVIDUAL RECORDS: PUNTING

PUNTS

Career

- 861 Craig Hentrich, 1998-09
 535 Brett Kern, 2009-15
 522 Jim Norton, 1960-68
 431 Cliff Parsley, 1977-82
 316 Dan Pastorini, 1971-79
 310 Greg Montgomery, 1988-93

Season

- 96 Rich Camarillo, 1994
 93 Cliff Parsley, 1979
 91 Cliff Parsley, 1978

Game

- 11 Rich Camarillo, vs. Pittsburgh, 11/6/94
 11 Rich Camarillo, @ Pittsburgh, 12/3/95

- 10 9 times, last by Brett Kern, vs. N.Y. Jets, 12/17/12

Game, Opponent

- 11 Wayne Crow, @ Oakland, 9/11/60
 11 Bob Parsons, Chicago, 11/6/77
 11 Mark Royals, Pittsburgh, 11/6/94
 10 7 times, last by Donnie Jones, Houston, 12/2/12

Longest Punt

- 79 Brett Kern, vs. Indianapolis, 12/28/14
 79 Jim Norton, vs. Kansas City, 11/22/64
 78 Craig Hentrich, @ Pittsburgh, 1/2/2000
 77 Greg Montgomery, @ San Diego, 9/19/93

Longest Punt, Opponent

- 78 Paul Maguire, @Buffalo, 9/21/69
 78 Marv Bateman, @Buffalo, 9/19/76
 74 Chris Hanson, Jacksonville, 11/20/05

AVERAGE GROSS YARDS

Career (minimum 250 attempts)

- 45.3 Brett Kern, 2009-15
 43.6 Greg Montgomery, 1988-93
 42.9 Craig Hentrich, 1998-2009
 42.1 Jim Norton, 1960-68

Season

- 47.6 Brett Kern, 2012
 47.4 Brett Kern, 2015
 47.2 Craig Hentrich, 1998
 46.9 Greg Montgomery, 1992

INDIVIDUAL RECORDS: PUNTING

46.8 **Brett Kern**, 2014
 45.6 Greg Montgomery, 1993
 45.0 Greg Montgomery, 1990

Game (4 punts)

59.2 Greg Montgomery, vs. Buffalo,
12/27/92
 57.6 Greg Montgomery @ San Diego,
9/19/93
 57.5 Craig Hentrich vs. Jacksonville,
11/4/01
 55.3 Craig Hentrich vs. Pittsburgh,
11/15/98
 54.7 **Brett Kern**, vs. Indianapolis, 12/28/14
 54.4 Brett Kern, @ New England, 12/20/15
 53.5 **Brett Kern** at Seattle, 1/3/10

Game, Opponent (4 punts)

58.3 Rohn Stark, @ Indianapolis, 9/13/92
 55.4 Brad Maynard, vs. N.Y. Giants,
10/1/00
 55.3 Dave Jennings, @ N.Y. Giants,
12/5/82
 55.1 Paul Maguire, @ Buffalo, 9/21/69
 55.0 Lee Johnson, vs. Cincinnati,
10/24/93
 55.0 Chris Jones, vs. Dallas, 9/14/14

AVERAGE NET YARDS (SINCE 1976)

Career (minimum 250 attempts)

40.1 **Brett Kern**, 2009-15
 37.2 Craig Hentrich, 1998-09

36.6 Greg Montgomery, 1988-93
 32.3 Cliff Parsley, 1977-82

Season (minimum 40 attempts per 16 games)

40.8 **Brett Kern**, 2014
 40.4 **Brett Kern**, 2012
 40.3 **Brett Kern**, 2015
 39.7 **Brett Kern**, 2013
 39.4 **Brett Kern**, 2011
 39.2 Craig Hentrich, 1998
 39.1 Greg Montgomery, 1993
 39.1 **Brett Kern**, 2010
 38.1 Craig Hentrich, 1999
 38.0 Craig Hentrich, 2004
 38.0 Reggie Roby, 1996

Game (minimum 4 punts)

49.8 Greg Montgomery vs. San Diego,
9/19/93
 49.4 Greg Montgomery vs. Buffalo,
12/27/92
 49.0 **Brett Kern** at Jacksonville, 11/25/12
 48.8 **Brett Kern** at Baltimore, 11/9/14
 48.7 **Brett Kern** vs. Houston, 10/26/14
 48.6 **Brett Kern** at San Diego, 9/16/12
 48.5 Craig Hentrich vs. Jacksonville,
11/4/01
 48.0 **Brett Kern** at Miami, 11/11/12
 47.2 Brett Kern, at New England,
12/20/15
 47.0 **Brett Kern** at Indianapolis, 1/3/16
 46.6 **Brett Kern** at Houston, 9/15/13
 46.5 **Brett Kern** at Seattle, 1/3/10

Game, Opponent (minimum 4 punts)

59.5 Rohn Stark, @ Indianapolis, 9/13/92
 50.0 Pat McAfee, vs. Indianapolis,
9/27/15
 49.8 Pat McAfee, @ Indianapolis, 12/9/12
 49.5 Shane Lechler, vs. Oakland, 9/12/10
 49.3 Josh Miller, vs. Pittsburgh, 11/21/99
 49.0 Kevin Huber, @ Cincinnati, 9/21/14
 48.0 Ben Graham, vs. Arizona, 11/29/09
 48.0 Brian Hansen, vs. N.Y. Jets,
12/24/94
 47.3 Brad Nortman, vs. Carolina,
11/15/15
 47.0 Bryan Anger, @ Jacksonville,
11/25/12

INDIVIDUAL RECORDS: PUNT RETURNS

Most Seasons Leading Team

5 Carl Roaches, 1980-84
 5 Derrick Mason, 1998-2001, 2004
 4 Billy Johnson, 1974-80
 4 Bobby Jancik, 1962-67

Most Consecutive Seasons Leading Team

5 Carl Roaches, 1980-84
 4 Billy Johnson, 1974-80
 4 Bobby Jancik, 1962-67
 4 Derrick Mason, 1998-2001

PUNT RETURNS

Career

182 Derrick Mason, 1997-2004
 155 Billy Johnson, 1974-80
 151 Carl Roaches, 1980-84
 104 Willie Drewrey, 1985-88, 1993

Season

51 Derrick Mason, 2000
 47 Carl Roaches, 1980
 46 Marc Mariani, 2011
 41 Willie Drewrey, 1993
 40 Billy Johnson, 1975
 39 Carl Roaches, 1981
 38 Billy Johnson, 1976

Game

8 Pacman Jones, @ Miami, 12/24/05

7 Billy Johnson, vs. Tampa Bay,
9/12/76
 7 Willie Drewrey, vs. Indianapolis,
11/23/86

Game, Opponent

7 Mike Fuller, San Diego, 12/17/78
 7 Ron Fellows, Dallas, 12/13/82
 7 Eric Metcalf, Cleveland, 11/8/92
 6 6 times, last by Travis Benjamin, @
Cleveland, 9/20/15

YARDS GAINED

Career

2,040 Billy Johnson, 1974-80
 1,590 Derrick Mason, 1997-2004
 1,095 Carl Roaches, 1980-84
 819 Marc Mariani, 2010-11
 771 Willie Drewrey, 1985-88, 1993

Season

662 Derrick Mason, 2000
 612 Billy Johnson, 1975
 539 Billy Johnson, 1977

Game

160 Darius Reynaud, vs. Jacksonville,
12/30/12

127 Billy Johnson, vs. Cincinnati,
10/5/75
 117 Derrick Mason, vs. Cleveland,
11/19/2000
 113 Billy Johnson, @ San Francisco,
12/7/75
 110 Billy Johnson, vs. Cleveland,
10/16/77
 104 Billy Johnson, @ Cleveland, 9/22/74
 104 Carl Roaches, @ Cincinnati, 9/28/80
 103 Billy Johnson, vs. N.Y. Jets, 9/18/77
 103 Marc Mariani, @ Carolina, 11/13/11
 101 Pacman Jones, vs. New England,
12/31/06

Game, Opponent

161 Pete Athas, New Orleans, 10/3/76
 154 Travis Benjamin, @ Cleveland,
9/20/15
 133 Bruce Taylor, San Francisco,
11/15/70
 126 Billy Johnson, Boston, 11/5/67
 105 Dennis Northcutt, Cleveland,
9/22/02
 102 R.W. McQuarters, Chicago, 11/14/04
 100 Jon Stagers, Green Bay, 11/19/72

Longest Punt Return (All TDs)

90 Pacman Jones, @ Philadelphia,
11/19/06

INDIVIDUAL RECORDS: PUNT RETURNS

87	Billy Johnson, vs. Cleveland, 10/16/77
87	Marc Mariani, vs. Washington, 11/21/10
83	Billy Johnson, vs. Miami, 11/16/75

Longest Return, Opponent (All TDs)

93	Bill Baird, N.Y. Jets, 11/10/63
85	Jon Staggers, Green Bay, 11/19/72
83	Phillip Buchanan, @ Oakland, 9/29/02
82	Keith Moody, Buffalo, 10/15/78
82	Corey Sawyer, Cincinnati, 9/25/94

YARDAGE AVERAGE

Career	
13.2	Billy Johnson, 1974-80

Season	
15.4	Billy Johnson, 1977

TOUCHDOWNS

Career	
5	Billy Johnson, 1974-80
4	Pacman Jones, 2005-06

Season	
3	Billy Johnson, 1975
3	Pacman Jones, 2006

Game	
2	Darius Reynaud, vs. Jacksonville (69 and 81 yards), 12/30/12
1	19 times, last by Tommie Campbell (65 yds), vs. Detroit, 9/23/12

Game, Opponent	
1	13 times, last by Travis Benjamin (78 yds), @ Cleveland, 9/20/15

INDIVIDUAL RECORDS: KICKOFF RETURNS

KICKOFF RETURNS**Most Seasons Leading Team**

4	Billy Jancik, 1962-67
4	Billy Johnson, 1974-80
4	Carl Roaches, 1980-84

Most Consecutive Seasons Leading Team

4	Billy Johnson, 1974-77
---	------------------------

Career

158	Bobby Jancik, 1962-67
156	Derrick Mason, 1997-2004
150	Carl Roaches, 1980-84
121	Billy Johnson, 1974-80
111	Mel Gray, 1995-97

Season

60	Marc Mariani, 2010
53	Darius Reynaud, 2012
53	Mel Gray, 1995
50	Mel Gray, 1996
50	Bobby Wade, 2006
45	Bobby Jancik, 1963
43	Pacman Jones, 2005
42	Mike Archie, 1998
42	Derrick Mason, 2000

Game

8	Bobby Jancik, vs. Boston, 12/8/63
8	Bobby Jancik, @ Oakland, 12/22/63
8	Jason McAddley, vs. Denver, 12/25/04

Game, Opponent

8	Brian Baschnagel, Chicago, 11/6/77
8	Antonio Chatman, @ Green Bay, 12/12/04
7	Bo Roberson, @ Oakland, 12/22/63
7	Glyn Milburn, Denver, 11/26/95
7	David Dunn, @ Cincinnati, 9/24/95
7	Aveion Cason, @ Detroit, 11/27/08

7	Deji Karim, @ Jacksonville, 10/18/10
---	--------------------------------------

YARDS GAINED

Career	
4,185	Bobby Jancik, 1962-67
3,496	Derrick Mason, 1997-2004
3,276	Carl Roaches, 1980-84
2,902	Billy Johnson, 1974-80
2,592	Mel Gray, 1995-97

Season

1,530	Marc Mariani, 2010
1,317	Bobby Jancik, 1963
1,240	Darius Reynaud, 2012
1,224	Mel Gray, 1996
1,194	Bobby Wade, 2006
1,183	Mel Gray, 1995
1,132	Derrick Mason, 2000
1,127	Pacman Jones, 2005

Game

240	Bobby Jancik, @ Oakland, 12/22/63
221	Bobby Jancik, vs. Boston, 12/8/63
209	Leon Washington, @ Denver, 12/8/13

Game, Opponent

185	Brian Baschnagel, Chicago, 11/6/77
178	Glyn Milburn, Denver, 11/26/95
168	Deji Karim, @ Jacksonville, 10/18/10
167	LaRod Stephens-Howling, Arizona, 11/29/09

Longest Kickoff Return (All TDs)

105	Darius Reynaud, vs. Detroit, 9/23/12
104	Ken Hall, @ N.Y. Titans, 10/23/60
103	Bob Gresham, @ Cincinnati, 9/23/73
101	Derrick Mason, @ Cincinnati, 11/18/01

100	Marc Mariani (16 yards) & Tommie Campbell (84 yards), vs. Tampa Bay, 11/27/11
98	Marc Mariani, vs. Denver, 10/3/10
97	Carl Roaches, vs. Pittsburgh, 9/18/83
96	Carl Roaches, vs. Cincinnati, 10/4/81

Longest Kickoff Return, Opponent (All TDs)

107	Josh Huff, @ Philadelphia, 11/23/14
101	Eric Metcalf, Cleveland, 12/9/90
100	Art Baker, @ Buffalo, 9/9/62
100	Goldie Sellers, @ Denver, 10/2/66
99	Tremain Mack, @ Cincinnati, 11/14/99
99	LaRod Stephens-Howling, Arizona, 11/29/09
98	Alvis Whitted, Jacksonville, 12/26/99
97	Marc Logan, Miami, 10/1/89

AVERAGE YARDAGE**Career (75 returns)**

26.5	Bobby Jancik, 1962-67
24.8	Marc Mariani, 2010-11
24.0	Billy Johnson, 1974-80
23.4	Mel Gray, 1995-97
22.4	Derrick Mason, 1997-2004
21.8	Carl Roaches, 1980-84

Season

31.3	Ken Hall, 1960
30.3	Bobby Jancik, 1962

TOUCHDOWNS**Career**

2	Billy Johnson, 1974-80
2	Carl Roaches, 1980-84

INDIVIDUAL RECORDS: KICKOFF RETURNS

Season

1 16 times, last by Darius Reynaud, 2012

Game, Opponent

1 12 times, last by Josh Huff, @ Philadelphia, 11/23/14

Game

1 16 times, last by Darius Reynaud, vs. Detroit, 9/23/12

INDIVIDUAL RECORDS: COMBINED YARDS

Combined Yards = Rushing + Receiving + Interception Returns + Kickoff Returns + Punt Returns + Fumble Returns

Career

12,153 Eddie George, 1996-03 (10,009 rushing, 2,144 receiving)
11,202 Derrick Mason, 1997-2004 (6,114 rec., 3,496 KO returns, 1,590 PR, 2 rushing)
9,985 Chris Johnson, 2008-2013 (7,966 rushing, 2,003 receiving, 17 KO returns)
9,292 Earl Campbell, 1978-84 (8,574 rushing, 718 receiving)
8,704 Ernest Givins, 1986-94 (7,935 receiving, 397 PR, 345 rushing, 27 KO returns)

7,500 Drew Hill, 1985-91 (1 rushing, 7,477 receiving, 22 KO returns)
7,421 Ken Burrough, 1971-81 (6,907 receiving, 455 KO returns, 59 rushing)

Season

2,690 Derrick Mason, 2000 (1 rushing, 895 receiving, 1,132 kickoff returns, 662 punt returns)
2,509 Chris Johnson, 2009 (2,006 rushing, 503 receiving)
2,043 Billy Cannon, 1961, (948 rushing, 586 receiving, 70 punt returns, 439 kickoff returns)
2,004 Derrick Mason, 2001, (1,128 receiving, 748 kick returns, 128 punt returns)

Game

373 Billy Cannon, @ N.Y. Titans, 12/10/61

INDIVIDUAL RECORDS: YARDS FROM SCRIMMAGE

Scrimmage Yards = Rushing + Receiving

Career

12,153 Eddie George, 1996-2003 (10,009 rushing, 2,144 receiving)
9,968 Chris Johnson, 2008-2013 (7,966 rushing, 2,003 receiving)
9,292 Earl Campbell, 1978-1984 (8,574 rushing, 718 receiving)
8,280 Ernest Givins, 1986-1994 (345 rushing, 7,935 receiving)
7,478 Drew Hill, 1985-1991 (1 rushing, 7,477 receiving)

Season

*2,509 Chris Johnson, 2009 (2,006 rushing, 503 receiving)
1,981 Earl Campbell, 1980 (1,934 rushing, 47 receiving)
1,962 Eddie George, 2000 (1,509 rushing, 453 receiving)
* Denotes NFL Record

Game

330 Billy Cannon, @ N.Y. Titans, 12/10/61
284 Chris Johnson, vs. Houston, 9/20/09

249 Eddie George, vs. Oakland, 12/9/99

INDIVIDUAL RECORDS: INTERCEPTIONS

Most Seasons Leading Team

5 Darryll Lewis, 1991-98
4 Samari Rolle, 1998-04
4 **Michael Griffin**, 2008, 2010-12
3 **Jason McCourty**, 2011, 2012, 2014
3 Jim Norton, 1960-68

Most Consecutive Seasons Leading Team

5 Darryll Lewis, 1994-98

Career

45 Jim Norton, 1960-68
31 Cris Dishman, 1988-96
30 Freddy Glick, 1961-66
27 Tony Banfield, 1960-65

27 W.K. Hicks, 1964-69
27 Darryll Lewis, 1991-98
26 Mike Reinfeldt, 1976-83
25 Ken Houston, 1967-72
25 **Michael Griffin**, 2007-15
24 Zeke Moore, 1967-77
23 Willie Alexander, 1971-79
23 Samari Rolle, 1998-2004

Season

12 Freddy Glick, 1963
12 Mike Reinfeldt, 1979
10 Miller Farr, 1967

Game

3 Eight players, last by Keith Bulluck, @ New Orleans, 9/24/07

Game, Opponent

4 Bobby Hunt, @ Kansas City, 10/4/64
3 8 times, last by Glover Quin, @ Houston, 11/28/10

Consecutive Games Intercepted By

5 Pete Jaquess, 1964
4 Freddy Glick, 1963
4 Jim Norton, 1967
4 Miller Farr, 1967
4 Cris Dishman, 1991, 1993
4 Bo Orlando, 1991

INDIVIDUAL RECORDS: INTERCEPTIONS

4 **Michael Griffin**, 2010

YARDS GAINED

Career

650 Ken Houston, 1967-72
592 Jim Norton, 1960-68
540 Darryll Lewis, 1991-98
457 W.K. Hicks, 1964-69

Season

264 Miller Farr, 1967
220 Ken Houston, 1971
205 Mike Reinfeldt, 1979

Game

128 Miller Farr, @ N.Y. Jets, 10/15/67
115 **Michael Griffin**, vs. Pittsburgh, 12/21/08
109 **Zach Brown**, vs. Jacksonville, 12/30/12

Game, Opponent

177 Charlie McNeil, @ San Diego, 9/24/61
108 Bobby Hunt, @ Kansas City, 10/4/64
100 Rod Woodson, @ Oakland, 9/29/02

Longest Interception Returns (All TDs)

99 Cortland Finnegan, vs. Houston, 9/21/08
98 Pete Jaquess, @ Oakland, 9/19/64
98 Darryll Lewis, @ Chicago, 10/22/95
97 Jordan Babineaux, @ Cleveland, 10/2/11
95 Willie Alexander, @ Green Bay, 9/25/77

Longest Interception Returns, Opponent (All TDs)

98 Bob Suci, @ Boston, 11/1/63
95 Marlon McCree, @ Houston, 12/21/03
91 Booker Edgerson, @ Buffalo, 11/1/64
86 Glen Edwards, Pittsburgh, 9/30/73
85 Adam Archuleta, @ St. Louis, 9/25/05
82 Rod Woodson, @ Oakland, 9/29/02

TOUCHDOWNS

Career

9 Ken Houston, 1967-72
5 Miller Farr, 1967-69
5 Darryll Lewis, 1991-98

Season

4 Ken Houston, 1971

Game

2 **Zach Brown**, vs. Jacksonville, 12/30/12
2 Miller Farr, vs. Buffalo, 12/7/68
2 Ken Houston, vs. San Diego, 12/19/71

Game, Opponent

2 Lemar Parrish, Cincinnati, 12/17/72
1 many times, last by Jerrell Freeman at Indianapolis, 1/3/16

INDIVIDUAL RECORDS: SACKS

Career

105 Elvin Bethea, 1968-83
74.5 Ray Childress, 1985-95
66 Jesse Baker, 1979-87

Season

17 Elvin Bethea, 1973
15.5 Jesse Baker, 1979
15 William Fuller, 1991
14.5 Jevon Kearse, 1999

Game

4 Ed Hussmann, vs. Dallas, 11/4/62
4 Ed Hussmann, vs. N.Y. Jets, 11/14/62

4 Elvin Bethea, @ San Diego, 10/17/76
4 Jesse Baker, vs. Kansas City, 9/16/79
4 William Fuller, vs. Pittsburgh, 11/28/93
3.5 Jason Jones, vs. Pittsburgh, 12/21/08
3 34 times, last by Kyle Vanden Bosch, vs. NY Jets, 12/23/07

Consecutive Games, One or More Sacks

8 Curley Culp, 1974-75
8 Jevon Kearse, 1999
7 Sean Jones, 1990
6 Jessie Baker, 1979

6 Jessie Baker, 1981-82
6 Jevon Kearse, 2003
5 William Fuller, 1991

Most Games with Two or More Sacks, Career

26 Elvin Bethea, 1968-83
13 Jessie Baker, 1979-87
13 Ray Childress, 1985-95
12 Sean Jones, 1988-93
9 Jevon Kearse, 1999-2003

INDIVIDUAL RECORDS: FUMBLE RETURNS

Opponents' Fumble Returned for TD's, Career

4 Keith Bulluck, 2000-08
3 Doug Cline, 1960-66
3 Marcus Robertson, 1991-99
2 Johnny Peacock, 1969-70
2 Robert Lyles, 1984-90
2 Ray Childress, 1985-93
2 Cris Dishman, 1988-93
2 Antwan Odom, 2004-07
2 Jason McCourty, 2009-14

Opponents' Fumble Returned for TD's, Season

2 Doug Cline, 1961
2 Marcus Robertson, 1997
2 Antwan Odom, 2005

Opponents' Fumble Returned for TD's, Game

1 54 times, last by **Wesley Woodyard** vs. Jacksonville, 12/6/15

Longest Fumble Return (All TDs)

96 C.L. Whittington, @ New Orleans, 10/3/76
93 Robert Lyles, @ Cincinnati, 10/19/86
92 Cortland Finnegan, vs. Jacksonville, 12/17/06

INDIVIDUAL RECORDS: BLOCKED KICKS

Blocked Punts Returned for Touchdowns, Career

2 Cris Dishman, 1988-96

Blocked Punts Returned for Touchdowns, Game

1 13 times, last by **Jason McCourty**, vs. Indianapolis, 10/30/11

Blocked Field Goals Returned for Touchdowns, Game

1 Mark Johnston, 62 yards (11/26/61 vs. Denver)

1 Tony Banfield, 50 yards (12/9/62 vs. Oak.)
1 Ken Houston, 71 yards (10/15/67 @ N.Y. Jets)
1 Donald Mitchell, 69 yards (10/21/01 @ Detroit)

Blocked Field Goal, Last Time

1 **Brian Orakpo** at New Orleans, 11/8/15

Blocked Punt, Last time

1 Tim Shaw vs. Pittsburgh, 10/11/12

TEAM RECORDS: GAMES WON & LOST

GAMES WON

Most Consecutive Games Won

13 (Dec. 16, 2007-Nov. 16, 2008)
11 (Oct. 17, 1993-Jan. 2, 1994)

Most Consecutive Games Without Defeat

13 (Dec. 16, 2007-Nov. 16, 2008)
11 (Oct. 13, 1961-Sept. 9, 1962)
11 (Oct. 17, 1993-Jan. 2, 1994)

Most Games Won, Season

13 (1999, 2000, 2008)
12 (1993, 2003)
11 (1962, 1979, 1980, 1991, 2002)

Most Consecutive Games Won, Season

11 (Oct. 17, 1993-Jan. 2, 1994)

Most Consecutive Games Won, Start of Season

10 (Sept. 7-Nov. 16, 2008)
3 (Sept. 12-Sept. 26, 1999)
3 (Sept. 1-Sept. 16, 1991)

Most Consecutive Games Won, End of Season

11 (Oct. 17, 1993-Jan. 2, 1994)

Most Consecutive Games Without Defeat, Season

11 (Oct. 17, 1993-Jan. 2, 1994)

Most Consecutive Games w/out Defeat, Start of Season

10 (Sept. 7-Nov. 16, 2008)
3 (Sept. 12-Sept. 26, 1999)
3 (Sept. 1-Sept. 16, 1991)

Most Consecutive Games w/out Defeat, End of Season

11 (Oct. 17, 1993-Jan. 2, 1994)

Most Home Games Won, Season

8 (1999)
7 (1988, 1991, 1993, 2000, 2003, 2008)

Most Consecutive Home Games Won

12 (Sept. 12, 1999-Nov. 5, 2000)
10 (Oct. 6, 2002-Nov. 16, 2003)
9 (Dec. 6, 1987-Nov. 20, 1988)
9 (Nov. 26, 1990-Nov. 17, 1991)

Most Consecutive Home Games Without Defeat

12 (Sept. 12, 1999-Nov. 5, 2000)
10 (Oct. 6, 2002-Nov. 16, 2003)
9 (Dec. 6, 1987-Nov. 20, 1988)
9 (Nov. 26, 1990-Nov. 17, 1991)

Most Road Games Won, Season

6 (1996, 2000, 2008)

Most Consecutive Road Games Won

8 (Dec. 16, 2007-Nov. 27, 2008)
5 (Oct. 29, 1961-Sept. 9, 1962)
5 (Oct. 17-Dec. 25, 1993)
5 (Nov. 19, 2006-Sept. 24, 2007)

Most Consecutive Road Games Without Defeat

8 (Dec. 16, 2007-Nov. 27, 2008)
6 (Oct. 13, 1961-Sept. 9, 1962)

Most Shutout Games Won or Tied, Season

2 (1966, 1977, 1993)

Overtime Wins, Regular Season

30-27 (@ Cincinnati, 9/23/79)
27-24 (vs. N.Y. Jets, 10/28/79)
23-20 (vs. Pittsburgh, 12/2/84)
17-14 (@ Indianapolis, 9/4/88)
26-23 (vs. Dallas, 11/10/91)
23-20 (vs. Kansas City, 9/20/92)
30-27 (@ Cincinnati, 10/6/96)
24-21 (vs. Oakland, 8/31/97)
17-14 (vs. Kansas City, 9/10/00)
31-28 (vs. Tampa Bay, 10/14/01)
32-29 (@ N.Y. Giants, 12/1/02)
26-20 (@ Houston, 12/10/06)
19-16 (vs. Green Bay, 11/2/08)
27-24 (vs. Miami, 12/20/09)
44-41 (vs. Detroit, 9/23/12)

34-28 (@ New Orleans, 11/8/15)

GAMES LOST

Most Consecutive Games Lost

18 (Oct. 9, 1972-Oct. 28, 1973)

Most Consecutive Games Without a Victory

18 (Oct. 9, 1972-Oct. 28, 1973)

Most Games Lost, Season

14 (1983, 1994, 2014)

Most Consecutive Games Lost, Season

11 (Oct. 9-Dec. 17, 1972)

Most Consecutive Games Lost, Start of Season

10 (Sept. 4-Nov. 6, 1983)

Most Consecutive Games Lost, End of Season

11 (Oct. 9-Dec. 17, 1972)

Most Consecutive Games Without Victory, Season

11 (Oct. 9-Dec. 17, 1972)

Most Consecutive Games Without Victory, Start of Season

10 (Sept. 4-Nov. 6, 1983)

Most Consecutive Games Without Victory, End of Season

11 (Oct. 9-Dec. 17, 1972)

Most Consecutive Home Games Lost

13 (Oct. 9, 1972-Dec. 16, 1973)

Most Consecutive Home Games Without Victory

13 (Oct. 9, 1972-Dec. 16, 1973)

Most Consecutive Road Games Lost

23 (Sept. 27, 1981-Nov. 4, 1984)

TEAM RECORDS: GAMES WON & LOST

Most Consecutive Road Games Without Victory

23 (Sept. 27, 1981-Nov. 4, 1984)

Most Shutout Games Lost or Tied, Season

2 (1972, 1985)

TIE GAMES

Ties

31-31 (@ Boston, 10/13/61)
 28-28 (@ N.Y. Jets, 10/15/67)
 31-31 (vs. Cincinnati, 11/9/69)
 20-20 (@ Denver, 11/16/69)
 31-31 (@ San Diego, 10/25/70)
 13-13 (vs. New Orleans, 10/3/71)

Most Tie Games, Season

2 (1969)

TEAM RECORDS: SCORING

Most Points, Season

513 (1961)
 435 (2003)
 424 (1988)

Fewest Points, Season

136 (1982, nine games)
 199 (1967)

Most Points, Game

58 (vs. Cleveland, 12/9/90)
 56 (vs. N.Y. Titans, 10/14/62)

Most Points, Both Teams, Game

101 (Oakland 52, Oilers 49, @ Oakland, 12/22/63)
 88 (Buffalo 47, Oilers 41, @ Houston, 9/24/89)

Fewest Points, Game

0 (19 times, last @ Houston, 11/28/10)

Fewest Points, Both Teams, Game

6 (Oilers 6, Pittsburgh 0, @ Houston, 12/4/80)

Most Points, Shutout Victory, Game

55 (Oilers vs. Oakland, 9/9/61)

Fewest Points, Shutout Victory, Game

6 (Oilers vs. Pittsburgh, 12/4/80)

Largest Margin of Victory, Game

55 (Oilers 55, Oakland 0, @ Houston, 9/9/61)

Largest Margin of Defeat, Game

59 (Titans 0 at New England 59, 10/18/09)
 54 (Oilers 7 at Cincinnati 61, 12/17/89)

Smallest Margin of Victory, Game

1 (10 times, last Titans 35, Bills 34, @ Buf., 10/21/12)

Smallest Margin of Defeat, Game

1 (20 times, last Bills 14 @ Titans 13, 10/11/15)

Most Points Overcome to Win Game

23 (Oilers @ New England, 11/12/78)

Most Points, One Half

45 (vs. Cleveland, 12/9/90)

Most Points, First Quarter

24 (@ Indianapolis, 12/5/04)
 21 (@ Tampa Bay, 9/13/15)
 21 (vs. Houston, 12/19/10)
 21 (@ Detroit, 11/27/08)
 21 (vs. St. Louis, 10/31/99)

Most Points, Second Quarter

31 (vs. Cleveland, 12/9/90)

Most Points, Third Quarter

28 (twice, last vs. San Diego, 12/19/71)

Most Points, Fourth Quarter

27 (vs. Philadelphia, 10/24/10)
 24 (vs. Denver, 11/26/61)
 24 (vs. N.Y. Giants, 11/26/06)
 24 (vs. Buffalo, 11/15/09)

Most Consecutive Games Scoring

160 (Nov. 14, 1999 - Dec. 21, 2008)
 155 (Dec. 3, 1989 - Oct. 31, 1999)
 121 (1977-85)

TOUCHDOWNS

Most Touchdowns, Season

66 (1961)

Fewest Touchdowns, Season

18 (1967)

Most Touchdowns, Game

8 (Oilers vs. N.Y. Titans, 10/14/62;
 Oilers vs. Clev., 12/9/90)

Most Touchdowns, Both Teams, Game

14 (Oilers 7, Oakland 7, @ Oakland, 12/22/63)

POINTS AFTER TOUCHDOWN

Most PATs, Season

65 (1961)

Most PATs, Game

8 (Oilers vs. N.Y. Titans, 10/14/62)
 7 (four times, last vs. Cleveland, 12/9/90)

Most PATs, Both Teams, Game

14 (Oilers 7, Oakland 7, @ Oakland, 12/22/63)

TWO-POINT CONVERSIONS

Most Two-Point Conversions, Season

4 (1994)

Most Two-Point Conversions, Opponent, Season

4 (1999)
 4 (1998)

Most Two-Point Conversions, Game

2 (vs. N.Y. Jets, 9/10/06)
 1 (27 times, last at N.Y. Jets, 12/13/15)

Most Two-Point Conversions, Opponent, Game

3 (@ Pittsburgh, 11/1/98)

Most Two-Point Conversion Attempts, Season

7 (1994)

Most Two-Point Conversion Attempts, Opp., Season

6 (1999)

FIELD GOALS

Most Field Goals Attempted, Season

40 (1969)
 39 (2007)

TEAM RECORDS: SCORING

38 (1996)	8 (Tennessee 8, @ Houston 0, 10/21/07)	5 (vs. Miami, 9/28/69; @Philadelphia, 12/3/00)
37 (1989)	8 (Green Bay 3, @ Tennessee 5, 11/2/08)	
Most Field Goals Attempted, Game	8 (Pittsburgh 4, @Tennessee 4, 10/11/12)	Most Field Goals, Both Teams, Game
8 (at Houston, 10/21/07)	7 (many times, last Titans 5, Ravens 2, 9/18/11)	8 (Tennessee 3, @ Buffalo 5, 12/24/06)
6 (four times, last vs. Atlanta, 12/5/93)		8 (Tennessee 8, @ Houston 0, 10/21/07)
Most Field Goals Attempted, Both Teams, Game	Most Field Goals, Season	7 (15 times, last Tennessee 3, @ Oakland 4, 11/24/13)
10 (Buffalo 7, @ Oilers 3, 12/5/65)	36 (1998)	
9 (Tennessee 6, @ New England 3, 10/5/03)	35 (2007)	
9 (Washington 6, @ Tennessee 3, 11/21/10)	32 (1996)	
9 (Detroit 4, @ Tennessee 5, 9/23/12)	29 (1993, 2008, 2011)	
9 (Tennessee 3, @ Oakland 6, 11/24/13)	Fewest Field Goals, Season	
8 (Tennessee 3, @ Buffalo 5, 12/24/06)	8 (1968)	
	Most Field Goals, Game	
	8 (@ Houston, 10/21/07)	

TEAM RECORDS: FIRST DOWNS

Most First Downs, Season	Most First Downs Rushing, Season	Fewest First Downs Passing, Game
376 (1990)	155 (1980)	0 (twice, last @ Buffalo, 11/10/85)
Fewest First Downs, Season	Fewest First Downs Rushing, Season	Most First Downs By Penalty, Season
138 (1982, nine games)	52 (1982, nine games)	37 (2015)
199 (1976)	62 (1971)	36 (2013)
Most First Downs, Game	Most First Downs Rushing, Game	35 (2015)
34 (vs. Cleveland, 12/9/90)	17 (twice, last @ Green Bay, 12/14/80)	30 (1989)
Fewest First Downs, Game	Fewest First Downs Rushing, Game	Fewest First Downs By Penalty, Season
4 (at Cleveland, 10/21/73)	0 (five times, last @ N.Y. Jets, 12/13/15)	5 (1982, nine games)
5 (vs. Jacksonville, 12/17/06)		10 (1967)
Most First Downs, Both Teams, Game	Most First Downs Passing, Season	Most First Downs By Penalty, Game
57 (Tennessee 21, Detroit 36, @ Tennessee, 9/23/12, OT)	251 (1990)	7 (@ Atlanta, 9/9/90)
56 (Tennessee 32, Arizona 24, @ Tennessee, 12/15/13, OT)	Fewest First Downs Passing, Season	
56 (Houston 33, Buffalo 23, @ Houston, 9/24/89, OT)	81 (1982, nine games)	
55 (Tennessee 31, NYG 24, @ New York, 12/1/02, OT)	86 (1967)	
	Most First Downs Passing, Game	
	28 (@ Oakland, 12/19/04)	

TEAM RECORDS: NET YARDS GAINED

Most Yards Gained, Season
6,288 (1961)
6,222 (1990)
Fewest Yards Gained, Season
2,373 (1982, nine games)
3,191 (1972)
Most Yards Gained, Game
583 (vs. Dallas, 11/10/91, overtime)
Fewest Yards Gained, Game
81 (vs. Dallas, 11/24/74)

TEAM RECORDS: RUSHING

Most Rushing Attempts, Season

616 (1979)
605 (1978)

Fewest Rushing Attempts, Season

225 (1982, nine games)
324 (1965)

Most Rushing Attempts, Game

56 (vs. San Diego, 9/28/75)
55 (vs. Oakland, 9/9/61)

Fewest Rushing Attempts, Game

7 (vs. N.Y. Giants, 12/8/85)
9 (vs. Cincinnati, 10/24/76)
10 (@ San Diego, 9/16/12)

Most Yards Gained Rushing, Season

2,635 (1980)
2,592 (2009)
2,571 (1979)

Fewest Yards Gained Rushing, Season

799 (1982, nine games)
1,106 (1971)

Most Yards Gained Rushing, Game

332 (@ Kansas City, 10/19/08)
305 (vs. Jacksonville, 11/1/09)
296 (vs. Kansas City, 11/27/77)
292 (@ Detroit, 11/27/08)

Fewest Yards Gained Rushing, Game

19 (twice, last vs. San Diego, 12/12/65)

Highest Average Gain Rushing, Season

5.2 (2009)
4.7 (2006)
4.6 (twice, last in 1992)

Most Touchdowns Rushing, Season

26 (1988)

Fewest Touchdowns Rushing, Season

5 (1982, nine games)
6 (2014)
6 (1976)

Most Touchdowns Rushing, Game

5 (vs. L.A. Chargers, 9/18/60)

Fewest Touchdowns Rushing, Game

0 (many times, last vs. Houston, 12/27/15)

TEAM RECORDS: PASSING

Most Passes Attempted, Season

667 (1991)

Fewest Passes Attempted, Season

287 (1982, nine games)
333 (1967)

Most Passes Attempted, Game

68 (@ Buffalo, 11/1/64 — 37 completed)
61 (vs. Oakland, 11/7/65 — 27 completed)
61 (@ Oakland, 12/19/04 — 40 completed)

Fewest Passes Attempted, Game

6 (vs. Cincinnati, 10/4/81)

Most Passes Attempted, Both Teams

98 (Titans 61, Oakland 37, @ Oakland, 12/19/04)
97 (Oilers 44, Denver 53, @ Houston, 12/2/62)
97 (Titans 42, Detroit 55, @ Tennessee, 9/23/12)

Most Passes Completed, Season

411 (1991)

Fewest Passes Completed, Season

144 (1967)

Most Passes Completed, Game

41 (vs. Dallas, 11/10/91 — overtime)

Fewest Passes Completed, Game

1 (vs. Cincinnati, 10/4/81)

Most Yards Gained Passing, Season

4,805 (1990)

Fewest Yards Gained Passing, Season

1,381 (1967)

Most Yards Gained Passing, Game

527 (@ Kansas City, 12/16/90)

Fewest Yards Gained Passing, Game

-7 (@ New England, 10/18/09)

Most Times Sacked, Season

65 (1994)
58 (1985)

Fewest Times Sacked, Season

11 (1962)
12 (2008)

Most Times Sacked, Game

12 (vs. Dallas, 9/29/85)

Most Times Sacked, Both Teams, Game

14 (Oilers 12, Dallas 2, @ Houston, 9/29/85)

Most Touchdowns Passing, Season

48 (1961)

Fewest Touchdowns Passing, Season

9 (2007)

Most Touchdowns Passing, Game

7 (twice, last vs. N.Y. Titans, 10/14/62)

Fewest Touchdowns Passing, Game

0 (many times, last @ Jacksonville, 11/19/15)

Most Touchdowns Passing, Both Teams, Game

11 (Oilers 5, Oakland 6, @ Oakland, 12/22/63)

Most Passes Had Intercepted, Season

48 (1962)*

Fewest Passes Had Intercepted, Season

9 (2003, 2008)
10 (1998)

Most Passes Had Intercepted, Game

6 (six times, last @ Cleveland, 11/30/86)

TEAM RECORDS: PUNTING

Most Punts, Season

96 (1994)
93 (1979)

Fewest Punts, Season

34 (1990)

Most Punts, Game

11 (three times, last @ Pittsburgh, 12/3/95)

Fewest Punts, Game

0 (five times, last vs. Cincinnati, 10/27/91)

Highest Average Distance, Punting, Season

47.4 (2015)
47.2 (1998)
46.8 (2014)
45.3 (1993)
45.2 (1992)

Highest Average Distance, Punting, Game

59.2 (vs. Buffalo, 12/27/92)

Highest Net Average, Punting, Season

40.8 (2014)
40.3 (2015)
39.4 (2012)

39.4 (2011)
39.2 (1998)
39.2 (2013)

TEAM RECORDS: PUNT RETURNS & KICKOFF RETURNS

PUNT RETURNS

Most Punt Returns, Season

53 (2000)
52 (1968)

Fewest Punt Returns, Season

15 (1960)

Most Punt Returns, Game

10 (vs. Tampa Bay, 9/12/76)

Most Yards, Punt Returns, Season

671 (2000)
620 (1975)

Fewest Yards, Punt Returns, Season

104 (1982, 9 games)
118 (1961)

Highest Average, Punt Returns, Season

15.3 (2012)
15.0 (1977)

Most Touchdowns, Punt Returns, Season

3 (1975, 2006 and 2012)

Most Touchdowns, Punt Returns, Game

2 (vs. Jacksonville, 12/30/12)
1 (19 times, last vs. Detroit, 9/23/12)

KICKOFF RETURNS

Most Kickoff Returns, Season

83 (1983)

Fewest Kickoff Returns, Season

31 (1993)
32 (2011)
33 (2015)
43 (1961)

Most Kickoff Returns, Game

10 (twice, last at Cincinnati, 12/17/89)

Most Yards, Kickoff Returns, Season

1,835 (2006)
1,721 (1981)

Fewest Yards, Kickoff Returns, Season

589 (1993)
680 (2015)
832 (2011)
835 (1991)

Highest Average, Kickoff Returns, Season

26.1 (2000)
26.0 (2011)
25.9 (1962)

Most Touchdowns, Kickoff Returns, Season

2 (three times, last in 1983)

Most Touchdowns, Kickoff Returns, Game

1 (16 times, last vs. Detroit, 9/23/12)

TEAM RECORDS: FUMBLES

Most Fumbles, Season

42 (1994)
41 (1985)

Fewest Fumbles, Season

14 (1982, nine games)
17 (1962, 1999 and 2011)

Most Fumbles, Game

8 (@ Pittsburgh, 12/9/73)

Most Fumbles Lost, Season

25 (1994)

Fewest Fumbles Lost, Season

7 (1967 and 2006)
8 (2008 and 2011)

Most Fumbles Lost, Game

5 (twice, last vs. Philadelphia, 12/2/91)

Most Opponents' Fumbles Recovered, Season

28 (1977)

Most Opponents' Fumbles Recovered, Game

7 (@ Kansas City, 10/12/69)

Fewest Opponents' Fumbles Recovered, Season

4 (2014)
5 (2012)
7 (2009)
8 (four times, last in 2015)

TEAM RECORDS: PENALTIES

Fewest Penalties, Season (any)

52 (1982, nine games)
58 (1963)

Fewest Penalties, 16-Game Season

84 (1983)

Most Penalties, Season

148 (1989)

Fewest Penalties, Game

0 (vs. Jacksonville, 12/24/11)
0 (@ Cincinnati, 10/29/72)

0 (@ Buffalo, 11/1/64)
0 (vs. Kansas City, 10/27/63)
0 (vs. Oakland, 12/9/62)

Most Penalties, Game

18 (@ Jacksonville, 1/1/06)

Fewest Yards Penalized, Season (any)

424 (1982, nine games)

Fewest Yards Penalized, 16-Game Season

773 (2007)

Most Yards Penalized, Season

1,150 (twice, last in 1988)

Most Yards Penalized, Game

212 (vs. Baltimore, 10/10/99)

TEAM RECORDS: DEFENSE

SCORING

Fewest Points Allowed, Season

191 (2000)
199 (1967)
226 (1975)

Most Points Allowed, Season

471 (2012)
460 (1983)
447 (1973)

Fewest Points Allowed, Game

0 (15 times, last vs. Dallas, 12/25/00)

Most Points Allowed, Game

61 (twice, last @ Cincinnati, 12/17/89)

Fewest Touchdowns Allowed, Season

18 (1967)

Most Touchdowns Allowed, Season

55 (2012)
53 (1983)

FIRST DOWNS

Fewest First Downs Allowed, Season

183 (1969)

Most First Downs Allowed, Season

358 (2012)
357 (2014)
356 (1985)
356 (2010)

Fewest First Downs Allowed, Rushing, Season

62 (2000)

Most First Downs Allowed, Rushing, Season

147 (1972)

Fewest First Downs Allowed, Passing, Season

89 (1976)

Most First Downs Allowed, Passing, Season

214 (2010)
211 (2014)
210 (2012)
210 (2009)
197 (2002)

Fewest First Downs Allowed, Penalty, Season

13 (twice, last in 1969)

Most First Downs Allowed, Penalty, Season

48 (1985)

NET YARDS

Fewest Yards Allowed, Season

3,375 (1968)

Most Yards Allowed, Season

6,155 (1985)

Fewest Yards Allowed, Game

26 (vs. Denver, 9/3/66)

Most Yards Allowed, Game

619 (@ New England, 10/18/09)
584 (@ Cincinnati, 12/17/89)
583 (vs. Detroit, OT, 9/23/12)

Fewest Total Plays Allowed, Season

610 (1982, nine games)
840 (1970)

Most Total Plays Allowed, Season

1,139 (2010)
1,099 (2014)
1,091 (1985)

Fewest Total Plays Allowed, Game

36 (vs. Denver, 9/3/66)

Most Total Plays Allowed, Game

92 (vs. Detroit, OT, 9/23/12)
91 (@ Philadelphia, 11/19/06)
91 (@ Denver, 12/8/13)
87 (@ Cleveland, 10/2/11)
86 (vs. Washington, 11/21/10)

85 (three times, last @ Cleveland, 11/30/86, OT)

RUSHING

Fewest Yards Allowed, Rushing, Season

1,027 (1960)

Most Yards Allowed, Rushing, Season

2,814 (1985)

Fewest Yards Allowed, Rushing, Game

-14 (@ Boston, 11/25/60)
4 (vs. Buffalo, 11/23/97)

Most Yards Allowed, Rushing, Game

398 (@ Dallas Texans, 10/1/61)
302 (vs. Kansas City, 10/24/65)

Fewest Touchdowns Allowed, Rushing, Season

5 (1996)

Most Touchdowns Allowed, Rushing, Season

27 (1984)

Fewest Attempts Allowed, Rushing, Season

298 (1982, nine games)
362 (1962)

Most Attempts Allowed, Rushing, Season

596 (1984)

Fewest Attempts Allowed, Rushing, Game

10 (@ Indianapolis, 12/30/07)
11 (vs. Miami, 10/1/89)

Most Attempts Allowed, Rushing, Game

56 (@ Dallas Texans, 10/1/61)

PASSING

Fewest Net Yards Allowed, Passing, Season

1,671 (1968)

Most Net Yards Allowed, Passing, Season

4,139 (2009)

TEAM RECORDS: DEFENSE

4,084 (2001)

Fewest Net Yards Allowed, Passing, Game

-52 (vs. Cincinnati, 10/31/71)
-16 (vs. Chicago, 11/6/77)

Most Net Yards Allowed, Passing, Game

442 (vs. Detroit, OT, 9/23/12)
426 (@ New England, 10/18/09)
425 (@ Indianapolis, 12/5/04)
407 (@ Oakland, 12/22/63)
405 (vs. Buffalo, 10/11/64)

Fewest Touchdowns Allowed, Passing, Season

10 (1967, 2000)

Most Touchdowns Allowed, Passing, Season

35 (1966)

Fewest Attempts Allowed, Passing, Season

284 (1982, nine games)
324 (1972)

Most Attempts Allowed, Passing, Season

625 (2010)
604 (2009)
591 (2011)
582 (1993)

Fewest Attempts Allowed, Passing, Game

11 (@ Pittsburgh, 9/11/05)

Most Attempts Allowed, Passing, Game

61 (@ Cleveland, 10/2/11)
59 (@ Denver, 12/8/13)
57 (@ Pittsburgh, 12/19/93)

Fewest Completions Allowed, Season

158 (1968)

Most Completions Allowed, Season

410 (2010)
404 (2009)
374 (2012)
369 (2011)
349 (2012)
349 (2007)
347 (2014)
344 (2013)
342 (2008)
339 (2002)
335 (2006)

Fewest Completions Allowed, Game

2 (vs. Denver, 9/3/66)

Most Completions Allowed, Game

43 (vs. Detroit, OT, 9/23/12)
40 (@ Cleveland, 10/2/11)
39 (@ Denver, 12/8/13)
38 (@ New England, 10/18/09)
37 (@ Indianapolis, 11/3/02)
36 (vs. Cleveland, 9/22/02)
36 (vs. Indianapolis, 10/11/09)
36 (vs. New Orleans, 12/11/11)
35 (vs. Denver, 12/20/64)
35 (vs. Denver, 10/3/10)
35 (vs. Houston, 12/19/10)

SACKS

Most Sacks, Season

55 (2000)
54 (1999)
52 (1993)
51 (1979)

Fewest Sacks, Season

21 (1966)

Most Sacks, Game

9 vs. N.Y. Titans, 10/14/62
9 vs. Cin., 10/31/71
8 at San Diego, 10/17/76
8 at Buffalo, 11/10/85
8 at Cincinnati, 9/12/82

INTERCEPTIONS

Most Interceptions, Season

36 (1963)

Fewest Interceptions, Season

3 (1982, nine games)*
6 (1972)

Most Interceptions, Game

6 (six times, last vs. Atlanta, 12/5/93)

Most Interceptions, Both Teams, Game

13 (Oilers 5, Denver 8, @ Houston, 12/2/62)

Most Yards Returning Interceptions, Season

676 (1962)

Most Yards Returning Interceptions, Game

245 (@ N.Y. Jets, 10/15/67)

Most TD's, Returning Interceptions, Season

7 (1967)

Most TD's, Returning Interceptions, Game

3 (vs. San Diego, 12/19/71)

PUNT RETURNS

Fewest Opponent Punt Returns, Season

20 (1961)
23 (1990)

Most Opponent Punt Returns, Season

64 (1979)
60 (twice, last in 1976)

Fewest Yards Allowed, Punt Returns, Season

144 (2005)
160 (2000)
186 (1990)

Most Yards Allowed, Punt Returns, Season

748 (1979)
668 (1976)

Lowest Average Allowed, Punt Returns, Season

4.5 (2005)
5.3 (1969)

Highest Average Allowed, Punt Returns, Season

13.9 (2002)
13.6 (1961)

Most Touchdowns Allowed, Punt Returns, Season

3 (2002)
2 (1962, 1965)

KICKOFF RETURNS

Fewest Opponent Kickoff Returns, Season

22 (2015)
26 (1982, nine games)
30 (2011)
31 (2014)
32 (1970, 1986)

Most Opponent Kickoff Returns, Season

81 (2003)
78 (1995, 1996)
76 (1999, 2000)
74 (2002)
71 (1990, 1997, 2009)

Fewest Yards Allowed, Kickoff Returns, Season

564 (1982, nine games)
599 (2015)
680 (2011)
695 (1986)

Most Yards Allowed, Kickoff Returns, Season

1,714 (2009)
1,675 (1996)
1,596 (1999)
1,587 (2000)
1,528 (1997)

Lowest Average Allowed, Kickoff Returns, Season

15.7 (1992)

Highest Average Allowed, Kickoff Returns, Season

27.6 (2014)
27.2 (2015)
26.1 (2012)
25.0 (2008)
24.9 (1985, 2001)

Most Touchdowns Allowed, Kickoff Returns, Season

2 (1966, 1999)

PUNTING

Most Punts Forced, Season

105 (2000)
96 (1976)

TEAM RECORDS: DEFENSE

Fewest Punts Forced, Season

38 (1982, 9 games)
56 (1964, 1989)

Most Punts Forced, Game

11 (five times, last vs. Pittsburgh,
11/6/94)

Fewest Punts Forced, Game

0 4 times (11/12/78 at New England;
11/5/95 at Cleveland; 12/5/04 at
Indianapolis; 9/26/10 at N.Y. Giants)

Lowest Punting Average Allowed (Gross), Season

37.1 (1960)

* Denotes League Record

ALL-TIME TWO-POINT CONVERSIONS

TITANS

1994 Oilers: 4-7		Run 0-0, Pass 4-7		2002 Titans: 2-6		Pass 0-2, Run 2-4	
9/4/94 vs. Ind	Bucky Richardson to Reggie Brown	Good		9/8/02 vs. Phi	Steve McNair run	NG	
	Bucky Richardson to Haywood Jeffries	NG			Eddie George run	Good	
10/13/94 vs. Cle	Billy Joe Tolliver to Haywood Jeffries	Good		9/29/02 vs. Oak	Steve McNair to Derrick Mason	NG	
12/11/94 vs. Sea	Billy Joe Tolliver to Haywood Jeffries	Good			Steve McNair to Frank Wycheck	NG	
	Billy Joe Tolliver to Todd McNair	NG			Eddie George Run	NG	
12/18/94 vs. KC	Billy Joe Tolliver to Webster Slaughter	NG		12/1/02 vs. NYG	Steve McNair run	Good	
12/24/94 vs. NYJ	Bucky Richardson to Haywood Jeffries	Good					
1995 Oilers: 2-5		Run 2-3, Pass 0-2		2003 Titans: 3-4		Pass 1-2, Run 2-2	
10/8/95 vs. Min	Rodney Thomas run	Good		10/5/03 vs. NE	Steve McNair to Tyrone Calico	Good	
10/22/95 vs. Chi	Chris Chandler run	Good		12/7/03 vs. Ind	Steve McNair Run	Good	
11/12/95 vs. Cin	Will Furrer to Haywood Jeffries	NG			Steve McNair to Derrick Mason	NG	
11/19/95 vs. KC	Rich Camarillo to Bruce Matthews	NG		12/14/03 vs. Buf	Robert Holcombe run	Good	
12/24/95 vs. Buf	Rodney Thomas run	NG					
1996 Oilers: 0-0		No Attempts		2004 Titans: 1-2		Pass 0-1, Run 1-1	
None				9/26/04 vs. Jax	Steve McNair to Derrick Mason	NG	
				11/21/04 vs. Jax	Steve McNair run	Good	
1997 Oilers: 2-4		Run 1-3, Pass 1-1		2005 Titans: 0-1		Pass 0-1, Run 0-0	
8/31/97 vs. Oak	Eddie George Run	Good		10/30/05 vs. Oak	Steve McNair to Chris Brown	NG	
9/28/97 vs. Pitt	Steve McNair to Frank Wycheck	Good					
11/16/97 vs. Jax	Rodney Thomas run	NG		2006 Titans: 3-3		Run 2-2, Pass 1-1	
12/14/97 vs. Bal	Steve McNair run	NG		9/10/06 vs. NYJ	Travis Henry run	Good	
					Kerry Collins pass to Drew Bennett	Good	
1998 Oilers: 1-4		Pass 0-0, Run 1-4		10/1/06 vs. Dal	Vince Young run	Good	
9/27/98 vs. Jax	Eddie George run	NG		2007 Titans: 0-0		No Attempts	
10/11/98 vs. Bal	Eddie George run	NG		None			
11/29/98 vs. Sea	Eddie George run	NG		2008 Titans: 1-1		Run 0-0, Pass 1-1	
12/20/98 vs. GB	Eddie George run	Good		10/27/08 vs. Ind	Kerry Collins pass to Ahmard Hall	Good	
1999 Titans: 1-3		Pass 1-1, Run 0-2		2009 Titans: 1-2		Run 1-1, Pass 0-1	
10/3/99 vs. SF	Eddie George run	NG		10/4/09 at Jax	Kerry Collins pass to Nate Washington	NG	
11/28/99 vs. Cle	Frank Wycheck run	NG			Chris Johnson run	Good	
12/5/99 vs. Bal	Steve McNair to Jackie Harris	Good					
2000 Titans: 0-0		No Attempts		2010 Titans: 1-2		Run 0-0, Pass 1-2	
None				9/19/10 vs. Pit	Kerry Collins pass to Kenny Britt	Good	
2001 Titans: 3-4		Pass 3-4, Run 0-0		10/31/10 at SD	Vince Young pass incomplete to Chris Johnson	NG	
10/14/01 vs. TB	Steve McNair to Kevin Dyson	Good		2011 Titans: 0-0		No Attempts	
10/21/01 vs. Det	Steve McNair to Drew Bennett	Good		None			
12/16/01 vs. GB	Steve McNair to Kevin Dyson	NG					
	Steve McNair to Derrick Mason	Good					

ALL-TIME TWO-POINT CONVERSIONS

TITANS

2012 Titans: 1-1 **Run 0-0, Pass 1-1**
 11/4/12 vs. Chi Matt Hasselbeck pass to Kenny Britt Good

2013 Titans: 0-0 **No Attempts**
 None

2014 Titans: 0-1 **Run 0-1, Pass 0-0**
 10/26/14 vs. Hou Leon Washington run NG

2015 Titans: 3-5 **Run 0-1, Pass 3-4**
 9/27/15 vs. Ind Jalston Fowler run NG
 11/8/15 at NO Marcus Mariota pass to Delanie Walker Good
 11/29/15 vs. Oak Marcus Mariota pass to Dorial Green-Beckham Good
 12/13/15 at N.Y. Jets Marcus Mariota pass to Dexter McCluster Good
 12/27/15 vs. Hou Zach Mettenberger pass to Anthony Fasano NG

Titans Overall Two-Point Statistics: 29-55 (52.7%)

OPPONENTS

1994 Opponents: 2-2 **Run 2-2, Pass 0-0**
 10/13/94 vs. Cle Tom Tupa Run Good
 12/4/94 vs. Ari Ronald Moore Run Good

1995 Opponents: 0-2 **Run 0-0, Pass 0-2**
 11/26/95 vs. Den John Elway to Shannon Sharpe NG
 12/17/95 vs. NYJ Boomer Esiason to Fred Baxter NG

1996 Opponents: 1-3 **Run 1-1, Pass 0-2**
 9/15/96 vs. Bal Vinny Testaverde pass NG
 11/10/96 at NO Michael Haynes run Good
 10/13/96 at Atl Bobby Hebert pass to Roell Preston NG

1997 Opponents: 0-1 **Run 0-0, Pass 0-1**
 10/5/97 vs. Sea Rick Tuten (kicking form.) bad snap, inc. pass NG

1998 Opponents: 4-5 **Run 0-0, Pass 4-5**
 11/1/98 vs. Pit Kordell Stewart to Charles Johnson Good
 Mike Tomczak to Charles Johnson Good
 Mike Tomczak to Will Blackwell Good
 11/8/98 vs. TB Trent Dilfer to Bert Emanuel NG
 12/26/98 vs. Min Randall Cunningham to Randy Moss Good

1999 Opponents: 4-6 **Run 0-1, Pass 4-5**
 9/12/99 vs. Cin Jeff Blake to Willie Jackson Good
 Ki-Jana Carter run NG
 Jeff Blake to Brian Milne Good
 9/19/99 vs. Cle Tim Couch Pass incomplete NG
 10/17/99 vs. NO B.J. Tolliver to Brett Bech Good
 1/2/00 vs. Pit Mike Tomczak to Hines Ward Good

2000 Opponents: 0-0 **No Attempts**
 None

2001 Opponents: 1-2 **Run 1-1, Pass 0-1**
 10/7/01 vs. Bal Elvis Grbac to Brandon Stokley NG
 12/2/01 vs. Cle Jamel White run Good

2002 Opponents: 3-4 **Run 0-0, Pass 3-4**
 11/3/02 vs. Ind Peyton Manning to Marvin Harrison Good
 11/17/02 vs. Pit Kordell Stewart to Dan Kreider Good
 Antwaan Randle El to Hines Ward Good
 12/1/02 vs. NYG Kerry Collins to Jeremy Shockey NG

2003 Opponents: 0-1 **Run 0-0, Pass 0-1**
 12/14/03 vs. Buf Drew Bledsoe to Bernard Shaw NG

2004 Opponents: 1-2 **Run 0-0, Pass 1-2**
 9/26/04 vs. Jax Byron Leftwich to Reggie Williams Good
 1/2/05 vs. Det Joey Harrington to Roy Williams NG

2005 Opponents: 2-2 **Run 0-0, Pass 2-2**
 10/11/05 vs. Hou David Carr to Corey Bradford Good
 11/27/05 vs. SF Ken Dorsey to Terry Jackson Good

2006 Opponents: 1-2 **Run 0-0, Pass 1-2**
 10/22/06 at Was Mark Brunell to Santana Moss Good
 10/29/06 vs. Hou Sage Rosenfels to Andre Johnson NG

2007 Opponents: 1-1 **Run 0-0, Pass 1-1**
 10/21/07 at Hou Sage Rosenfels to Andre Davis Good

2008 Opponents: 0-1 **Run 0-1, Pass 0-0**
 9/21/08 vs. Hou Aborted kick, Matt Turk run NG

2009 Opponents: 1-1 **Run 1-1, Pass 0-0**
 9/20/09 vs. Mia Ricky Williams run Good

2010 Opponents: 0-2 **Run 0-2, Pass 0-0**
 10/31/10 at SD Aborted kick, Kris Brown run NG
 11/14/10 at Mia Ronnie Brown run NG

2011 Opponents: 0-2 **Run 0-2, Pass 0-0**
 12/11/11 vs. NO Pierre Thomas run NG
 1/1/12 at Hou Snap over Jake Delhomme's head, rec. by Ten. NG

2012 Opponents: 1-2 **Run 0-0, Pass 1-2**
 9/23/12 vs. Det Matthew Stafford pass to Nate Burleson Good
 12/30/12 vs. Jax Chad Henne pass incomplete NG

2013 Opponents: 1-1 **Run 1-1, Pass 0-0**
 9/15/13 at Hou Arian Foster run Good

2014 Opponents: 0-1 **Run 0-0, Pass 0-0**
 12/14/14 vs. NYJ Geno Smith pass incomplete NG

2015 Opponents: 0-1 **Run 0-0, Pass 0-1**
 12/6/15 vs. Jax Blake Bortles pass incomplete NG

Opponents Overall Statistics: 23-44 (52.3%)

ALL-TIME SHUTOUTS

ALL-TIME DEFENSIVE SHUTOUTS

Date	Opponent	Score
9/9/61	Oakland	55-0
9/10/66	Oakland	31-0
10/16/66	New York	24-0
10/13/68	at Boston	16-0
9/21/75	at New England	7-0
9/12/76	Tampa Bay	20-0
9/18/77	NY Jets	20-0
11/6/77	Chicago	47-0
12/4/80	Pittsburgh	6-0
10/22/89	Pittsburgh	27-0
9/27/92	San Diego	27-0
9/12/93	Kansas City	30-0
1/2/94	NY Jets	24-0
12/17/00	at Cleveland	24-0
12/25/00	Dallas	31-0

ALL-TIME OPPONENT SHUTOUTS

Date	Opponent	Score
12/4/60	at Dallas	0-24
12/1/63	at San Diego	0-27
10/12/69	at Kansas City	0-24
11/2/69	at Boston	0-24
11/1/70	at St. Louis	0-44
9/19/71	at Cleveland	0-31
10/9/72	Oakland	0-34
11/5/72	at Cleveland	0-20
11/25/73	New England	0-32
11/24/74	Dallas	0-10
12/11/76	Pittsburgh	0-21
9/22/85	at Pittsburgh	0-20
11/10/85	at Buffalo	0-20
12/7/86	at San Diego	0-27
11/26/89	at Kansas City	0-34
11/7/99	at Miami	0-17
12/28/08	at Indianapolis	0-23
10/18/09	at New England	0-59
11/28/10	at Houston	0-20

GAME-WINNING FIELD GOALS

The franchise has totaled 42 game-winning field goals since 1960, including three playoff game winners. **Rob Bironas** leads the franchise with 11 game-winning field goals, followed by former Oiler/Titan **Al Del Greco** (1991-00). Bironas' 60-yard field goal vs. Indianapolis (12/3/06) ranks as the longest game-winning field goal in franchise history. A game-winning field goal is defined as one that was the final score of the game and gave the kicker's team the lead at any time in the fourth quarter or overtime.

Date	Opp.	Kicker	Length	Final Score	Date	Opp.	Kicker	Length	Final Score
10/24/65	Kansas City	Spikes	15	38-36	9/10/00	Kansas City	Del Greco	36	17-14*
10/31/65	at Buffalo	Blanda	8	19-17	11/5/00	Pittsburgh	Del Greco	29	9-7
10/26/69	Denver	Gerela	22	24-21	12/3/00	at Philadelphia	Del Greco	50	15-13
12/1/74	at Pittsburgh	Butler	34	13-10	10/14/01	Tampa Bay	Nedney	49	31-28 *
9/17/78	San Francisco	Fritsch	19	20-19	10/21/01	at Detroit	Nedney	46	27-24
10/1/78	at Cleveland	Fritsch	19	16-13	12/22/01	at Oakland	Nedney	21	13-10
9/23/79	at Cincinnati	Fritsch	29	30-27*	12/01/02	at N.Y. Giants	Nedney	38	32-29*
10/28/79	N.Y. Jets	Fritsch	35	27-24*	11/1/03	Pittsburgh	Nedney	26	34-31*
9/28/80	at Cincinnati	Fritsch	29	13-10	1/3/04	at Baltimore	Anderson	46	20-17
12/2/84	Pittsburgh	Cooper	30	23-20*	12/11/05	Houston	Bironas	21	13-10
11/3/85	Kansas City	Zendejas	38	23-20	10/15/06	at Washington	Bironas	30	25-22
11/24/85	San Diego	Zendejas	51	37-35	11/26/06	N.Y. Giants	Bironas	49	24-21
1/3/88	Seattle	Zendejas	42	23-20*	12/3/06	Indianapolis	Bironas	60	20-17
9/4/88	at Indianapolis	Zendejas	35	17-14*	12/24/06	at Buffalo	Bironas	30	30-29
11/13/89	Cincinnati	Zendejas	28	26-24	10/21/07	at Houston	Bironas	29	38-36
11/10/91	Dallas	Del Greco	23	26-23*	11/2/08	Green Bay	Bironas	41	19-16*
9/20/92	Kansas City	Del Greco	39	23-20*	11/23/09	at Houston	Bironas	53	20-17
12/12/93	Cleveland	Del Greco	25	19-17	12/20/09	vs. Miami	Bironas	46	27-24*
10/6/96	at Cincinnati	Del Greco	49	30-27*	9/23/12	vs. Detroit	Bironas	26	44-41*
8/31/97	Oakland	Del Greco	33	24-21*	10/11/12	vs. Pittsburgh	Bironas	40	26-23
12/13/98	at Jacksonville	Del Greco	41	16-13					
9/12/99	Cincinnati	Del Greco	33	36-35					

*Overtime games; Playoff games in bold

TOP PERFORMANCES: 100-YARD RUSHING GAMES

Yards	Player	Date	Opp	Att	Avg	TD							
228	Chris Johnson	11/01/09	Jac	24	9.5	2	138	Larry Moriarty	11/18/84	NYJ	23	6.0	1
216	Billy Cannon	12/10/61	NYT	25	8.6	3	137	Earl Campbell	09/03/78	Atl	15	9.1	1
216	Eddie George	08/31/97	Oak	35	6.2	1	137	Eddie George	10/25/98	Chi	21	6.5	0
206	Earl Campbell	11/16/80	Chi	31	6.6	0	136	Chris Johnson	12/07/08	Cle	19	7.2	1
203	Earl Campbell	10/19/80	TB	33	6.2	0	135	Travis Henry	12/24/06	Buf	25	5.4	0
203	Earl Campbell	12/21/80	Min	29	7.0	1	135	Chris Johnson	11/08/09	SF	25	5.4	2
202	Earl Campbell	10/26/80	Cin	27	7.5	2	134	Earl Campbell	12/16/79	Phi	16	8.4	1
199	Earl Campbell	11/20/78	Mia	28	7.1	4	134	Eddie George	11/19/00	Cle	36	3.7	3
199	Eddie George	12/09/99	Oak	28	7.1	2	134	Eddie George	11/08/98	TB	27	5.0	1
197	Chris Johnson	09/20/09	Hou	16	12.3	2	134	Chris Johnson	01/03/10	Sea	36	3.7	2
195	Earl Campbell	11/22/79	Dal	33	5.9	2	133	LenDale White	10/28/07	Oak	25	5.3	0
195	Chris Johnson	10/21/12	Buf	18	10.8	2	132	Chris Johnson	11/15/09	Buf	26	5.1	2
194	Gary Brown	11/21/93	Cle	34	5.7	1	131	Chris Johnson	10/10/10	Dal	19	6.9	2
190	Chris Johnson	11/27/11	TB	23	8.3	0	131	Earl Campbell	09/16/79	KC	32	4.1	1
186	Earl Campbell	10/11/81	Sea	39	4.8	2	130	Earl Campbell	11/10/80	NE	30	4.3	2
183	Hoyle Granger	12/04/66	SD	19	9.6	0	130	Earl Campbell	12/11/83	Cle	32	4.1	1
182	Earl Campbell	10/04/81	Cin	37	4.9	1	130	Earl Campbell	10/16/83	Min	29	4.5	1
181	Earl Campbell	12/14/80	GB	36	5.0	2	130	Eddie George	12/30/01	Cle	26	5.0	2
181	Eddie George	10/08/00	Cin	36	5.0	1	130	Chris Johnson	11/13/11	Car	27	4.8	1
179	Sid Blanks	12/13/64	NYJ	21	8.5	3	130	Chris Johnson	12/19/10	Hou	24	5.4	1
178	Earl Campbell	10/12/80	KC	38	4.7	1	130	Chris Johnson	11/21/10	Was	21	6.2	0
178	Travis Henry	10/15/06	Was	32	5.6	1	129	Eddie George	12/14/97	Bal	26	5.0	0
176	Eddie George	12/17/00	Cle	34	5.2	3	128	Chris Johnson	10/18/09	NE	17	7.5	0
175	Chris Brown	09/09/07	Jac	19	9.2	0	127	Sid Blanks	09/19/64	Oak	6	21.2	0
168	Chris Johnson	10/19/08	KC	18	9.3	1	127	Chris Johnson	12/29/13	Hou	27	4.7	1
167	Eddie George	10/16/00	Jac	29	5.8	1	126	Mike Rozier	12/11/88	Cin	22	5.7	3
166	Gary Brown	11/14/93	Cin	26	6.4	1	126	Chris Johnson	11/11/12	Mia	23	5.5	1
166	Earl Campbell	09/02/79	Was	32	5.2	2	125	Chris Johnson	09/26/10	NYG	32	3.9	2
160	Hoyle Granger	12/23/67	Mia	21	7.6	1	125	Eddie George	10/01/00	NYG	35	3.6	1
158	Earl Campbell	09/23/79	Cin	34	4.6	1	125	Eddie George	10/19/97	Was	31	4.0	2
157	Earl Campbell	11/02/80	Den	36	4.4	2	125	Chris Johnson	11/27/08	Det	16	7.8	2
156	Lorenzo White	11/21/94	NYG	27	5.8	0	125	Lorenzo White	11/26/90	Buf	18	6.9	1
155	Eddie George	10/17/99	NO	28	5.5	0	124	Hoyle Granger	11/26/67	BPA	22	5.6	1
154	Chris Johnson	11/29/09	Ari	18	8.6	1	123	Earl Campbell	09/04/83	GB	27	4.6	3
153	Eddie George	11/01/98	Pit	34	4.5	1	123	Ronnie Coleman	09/15/74	SD	21	5.9	0
153	Chris Johnson	12/04/11	Buf	23	6.7	2	123	Eddie George	11/14/99	Cin	29	4.2	2
152	Chris Brown	09/19/04	Ind	26	5.8	1	123	Travis Henry	10/08/06	Ind	19	6.5	0
152	Eddie George	10/06/96	Cin	26	5.8	1	122	Earl Campbell	09/06/81	LAN	27	4.5	0
151	Chris Johnson	11/23/09	Hou	29	5.2	0	122	Earl Campbell	11/26/78	Cin	27	4.5	0
150	Chris Johnson	11/03/13	StL	23	6.5	2	122	Eddie George	11/09/97	NYG	32	3.8	1
150	Mike Rozier	09/20/87	Buf	29	5.2	1	122	Mike Rozier	11/29/87	Ind	26	4.7	0
149	Earl Campbell	10/14/79	Bal	22	6.8	3	122	Chris Johnson	12/17/12	NYJ	21	5.8	1
149	Rob Carpenter	11/27/77	KC	14	10.6	0	121	Eddie George	10/11/98	Bal	30	4.0	0
149	LenDale White	10/19/08	KC	17	8.8	3	121	Herman Hunter	10/11/87	Cle	28	4.3	0
149	Lorenzo White	10/11/92	Cin	25	6.0	0	120	Earl Campbell	11/05/79	Mia	32	3.8	0
148	Chris Brown	10/11/04	GB	27	5.5	2	120	Rob Carpenter	11/13/77	Oak	19	6.3	0
147	Chris Brown	10/31/04	Cin	32	4.6	1	119	Fred Willis	11/12/72	Phi	21	5.7	0
145	Billy Cannon	12/17/61	Oak	21	6.9	1	118	Billy Cannon	11/05/61	Den	11	10.7	1
144	Allen Pinkett	09/01/91	LAA	26	5.5	1	117	Chris Johnson	11/14/10	Mia	17	6.9	1
144	Mike Rozier	10/25/87	Atl	29	5.0	1	117	Chris Johnson	12/13/09	StL	28	4.2	2
143	Joe Dawkins	11/22/70	Cle	22	6.5	2	117	Larry Moriarty	11/11/84	KC	29	4.0	0
143	Eddie George	09/08/96	Jac	17	8.4	1	116	Eddie George	10/05/97	Sea	26	4.5	0
143	Travis Henry	11/19/06	Phi	18	7.9	1	116	Lorenzo White	12/09/90	Cle	18	6.4	4
142	Earl Campbell	09/19/82	Sea	30	4.7	1	116	Lorenzo White	12/07/92	Chi	21	5.5	1
142	Earl Campbell	09/25/83	Buf	30	4.7	1	115	Eddie George	11/23/03	Atl	26	4.4	1
142	Ronnie Coleman	09/12/76	TB	25	5.7	0	115	Lorenzo White	12/03/89	Pit	23	5.0	1
142	Hoyle Granger	11/12/67	Den	22	6.5	0	114	Gary Brown	12/25/93	SF	19	6.0	0
142	Skip Hicks	12/16/01	GB	17	8.4	1	114	Rob Carpenter	09/21/80	Bal	24	4.8	1
142	Chris Johnson	12/25/09	SD	21	6.8	1	114	Ronnie Coleman	10/23/77	Pit	26	4.4	0
142	Chris Johnson	09/12/10	Oak	27	5.3	2	114	Dave Smith	10/14/62	NYT	20	5.7	1
142	Charley Tolar	09/23/62	SD	18	7.9	1	113	Eddie George	11/28/99	Cle	26	4.3	2
141	Woody Campbell	12/03/67	Mia	18	7.8	1	113	Eddie George	10/13/02	Jac	31	3.6	1
141	Eddie George	12/01/96	NYJ	28	5.0	2	113	Chris Johnson	12/06/09	Ind	27	4.2	0
141	Mike Rozier	10/09/88	KC	27	5.2	0	113	LenDale White	12/09/07	SD	30	3.8	1
141	Chris Johnson	09/30/12	Hou	25	5.6	0	112	Ode Burrell	11/28/65	KC	14	8.0	2
141	Chris Johnson	11/04/12	Chi	16	8.8	1	112	Earl Campbell	11/18/79	Cin	19	5.9	2
139	Hoyle Granger	12/14/69	BPA	25	5.6	0	112	Ronnie Coleman	09/28/75	SD	16	7.0	1
138	Earl Campbell	12/04/83	Mia	28	4.9	1	112	Mike Rozier	11/15/87	Pit	29	3.9	0
138	Hoyle Granger	10/01/67	Den	20	6.9	0	112	Marcus Mariota	12/6/15	Jax	9	12.4	1
							111	Hoyle Granger	12/03/67	Mia	25	4.4	1

TOP PERFORMANCES: 100-YARD RUSHING GAMES

111	Chris Johnson	10/18/10	Jax	26	4.3	1	104	Hoyle Granger	12/15/68	BPA	18	5.8	2
111	Chris Johnson	12/09/10	Hou	22	5.0	1	104	Chris Johnson	12/20/09	Mia	29	3.6	0
110	Ronnie Coleman	10/12/75	Cle	14	7.9	0	104	Dave Smith	09/11/60	Oak	19	5.5	1
110	Eddie George	11/27/97	Dal	34	3.2	0	104	Rodney Thomas	11/26/95	Den	13	8.0	1
110	Charley Tolar	11/04/62	DLT	24	4.6	0	104	LenDale White	10/21/07	Hou	27	3.9	1
109	Gary Brown	12/12/93	Cle	23	4.7	0	103	Billy Cannon	12/15/62	NYT	9	11.4	1
109	Earl Campbell	12/10/79	Pit	33	3.3	0	103	Mike Rozier	12/27/87	Cin	20	5.2	0
109	Earl Campbell	11/30/80	Cle	27	4.0	1	103	LenDale White	12/23/07	NYJ	23	4.5	0
109	Eddie George	10/13/96	Atl	23	4.7	0	102	Earl Campbell	10/29/78	Cin	18	5.7	0
109	Chris Johnson	09/14/08	Cin	19	5.7	0	102	Eddie George	12/26/99	Jac	26	3.9	0
109	Charley Tolar	09/09/62	Buf	17	6.4	1	102	Eddie George	12/29/02	Hou	25	4.1	1
108	Earl Campbell	12/02/79	Cle	22	4.9	1	102	Travis Henry	12/31/06	NE	21	4.9	0
108	Rodney Thomas	11/05/95	Cle	17	6.4	0	102	Larry Moriarty	12/09/84	LAN	24	4.3	1
107	Earl Campbell	11/11/79	Oak	32	3.3	1	101	Chris Brown	09/26/04	Jac	23	4.4	1
107	Earl Campbell	09/10/78	KC	22	4.9	2	101	Gary Brown	09/03/95	Jac	29	3.5	0
107	Earl Campbell	11/13/83	Det	28	3.8	0	101	Earl Campbell	10/09/83	Den	19	5.3	1
107	Eddie George	10/18/98	Cin	25	4.3	0	101	Woody Campbell	11/12/67	Den	16	6.3	1
107	Hoyle Granger	12/16/67	SD	27	4.0	1	101	Ronnie Coleman	11/27/77	KC	15	6.7	0
107	Don Hardeman	09/28/75	SD	27	4.0	1	101	Eddie George	12/03/00	Phi	32	3.2	0
107	Travis Henry	11/12/06	Bal	27	4.0	1	101	Eddie George	12/16/02	NE	31	3.3	0
107	Roy Hopkins	10/26/69	Den	14	7.6	2	101	Hoyle Granger	09/09/67	KC	13	7.8	1
107	Dave Smith	10/30/60	Buf	12	8.9	0	101	Chris Johnson	10/02/11	Cle	23	4.4	0
107	Charley Tolar	12/15/62	NYT	29	3.7	1	101	Allen Pinkett	09/08/91	Cin	21	4.8	1
106	Earl Campbell	09/15/80	Cle	18	5.9	0	101	Charley Tolar	09/09/61	Oak	18	5.6	1
106	Eddie George	10/27/02	Cin	21	5.0	0	101	Butch Woolfolk	11/03/85	KC	14	7.2	1
106	Eddie George	09/07/97	Mia	23	4.6	1	100	Chris Brown	09/11/04	Mia	16	6.3	0
106	Eddie George	10/12/97	Cin	30	3.5	0	100	Gary Brown	12/19/93	Pit	20	5.0	0
106	LenDale White	11/27/08	Det	23	4.6	2	100	Eddie George	09/21/03	NO	29	3.4	1
105	Earl Campbell	10/15/78	Buf	19	5.5	0	100	Eddie George	09/20/98	NE	23	4.3	0
105	Billy Cannon	11/06/60	Den	16	6.6	0	100	Paul Robinson	12/16/73	Cin	20	5.0	1
105	Charley Tolar	11/11/62	Oak	28	3.8	1	100	Mike Rozier	09/04/88	Ind	25	4.0	1
104	Chris Brown	12/05/04	Ind	19	5.5	0	100	LenDale White	11/04/07	Car	31	3.2	1
104	Earl Campbell	10/08/78	Oak	25	4.2	0	100	Lorenzo White	09/06/92	Pit	13	7.7	0
104	Hoyle Granger	11/09/69	Cin	15	6.9	0							

TOP PERFORMANCES: 300-YARD PASSING GAMES

Yards	Player	Date	Opp	Att	Cmp	Pct	TD	Int	Rate										
527	Warren Moon	12/16/90	KC	45	27	60.0	3	0	123.1	361	Warren Moon	09/13/92	Ind	39	29	74.4	2	0	119.7
492	Billy Volek	12/19/04	Oak	60	40	66.7	4	1	107.1	360	Steve McNair	10/05/03	NE	45	23	51.1	0	1	68.8
464	George Blanda	10/29/61	Buf	32	18	56.3	4	4	101.0	358	Matt Hasselbeck	09/18/11	Bal	42	30	71.4	1	1	95.1
457	Jacky Lee	10/13/61	BPA	41	27	65.9	2	2	99.3	356	Warren Moon	10/21/84	SF	33	25	75.8	2	2	105.1
432	Warren Moon	11/10/91	Dal	56	41	73.2	0	0	95.2	355	Warren Moon	09/30/90	SD	46	27	58.7	2	1	88.6
426	Billy Volek	12/13/04	KC	43	29	67.4	4	0	130.6	355	Neil O'Donnell	10/03/99	SF	40	20	50.0	2	1	87.0
423	Warren Moon	10/13/91	NYJ	50	35	70.0	2	2	92.3	354	Dan Pastorini	10/20/74	StL	40	26	65.0	1	0	101.5
421	Steve McNair	10/12/03	Hou	27	18	66.7	3	0	146.8	352	Chris Chandler	09/24/95	Cin	26	23	88.5	4	0	158.3
418	George Blanda	11/19/61	NYT	32	20	62.5	7	1	132.8	351	George Blanda	12/03/61	SD	33	20	60.6	4	1	123.9
414	Warren Moon	12/23/89	Cle	51	32	62.7	2	1	93.1	350	George Blanda	12/17/61	Oak	31	18	58.1	4	2	110.2
413	Pete Beathard	09/09/68	KC	48	23	47.9	2	3	65.7	350	Matt Hasselbeck	12/24/11	Jac	40	24	60.0	1	2	76.0
402	Ryan Fitzpatrick	12/15/13	Ari	58	36	62.1	4	2	91.3	348	Archie Manning	09/04/83	GB	34	22	64.7	1	2	83.9
399	Warren Moon	11/17/91	Cle	44	31	70.5	3	1	111.8	345	Zach Mettenberger	11/23/14	Phi	39	20	51.3	2	1	88.1
398	Steve McNair	09/29/02	Oak	46	32	69.6	2	4	74.4	345	Warren Moon	11/05/89	Det	38	30	78.9	2	1	111.1
398	Warren Moon	10/05/86	Det	38	21	55.3	1	3	67.7	343	Steve McNair	11/27/05	SF	41	23	56.1	3	1	97.9
397	Warren Moon	09/09/90	Atl	52	31	59.6	4	2	93.2	343	Warren Moon	11/04/90	LAN	43	26	60.5	1	2	74.1
393	George Blanda	11/01/64	Buf	68	37	54.4	1	3	58.0	342	George Blanda	12/22/63	Oak	32	20	62.5	5	2	112.2
388	Ken Stabler	11/23/80	NYJ	51	33	64.7	4	4	81.2	342	Warren Moon	10/25/92	Cin	40	27	67.5	2	1	100.2
387	Vince Young	11/29/09	Ari	43	27	62.8	1	0	99.7	342	Warren Moon	12/05/93	Atl	42	24	57.1	1	0	91.6
386	George Blanda	09/16/62	BPA	36	20	55.6	3	4	81.3	341	Steve McNair	09/12/99	Cin	32	21	65.6	3	1	119.4
381	Warren Moon	10/28/90	NYJ	43	30	69.8	1	0	104.9	340	Lynn Dickey	11/04/73	Bal	32	22	68.8	3	2	108.9
378	Jake Locker	09/23/12	Det	42	29	69.0	2	0	113.0	339	Warren Moon	12/15/85	Cle	48	22	45.8	2	2	66.2
377	Gifford Nielsen	12/20/81	Pit	37	24	64.9	3	2	103.1	338	Pete Beathard	11/16/69	Den	41	20	48.8	1	1	75.1
371	Marcus Mariota	11/08/15	NO	39	28	71.8	4	0	135.7	338	Cody Carlson	11/26/92	Det	33	24	72.7	1	2	90.2
369	Warren Moon	10/14/90	Cin	33	21	63.6	5	1	128.7	338	Warren Moon	09/24/89	Buf	42	28	66.7	1	2	79.3
369	Warren Moon	11/07/93	Sea	55	36	65.5	2	2	81.6	334	Steve McNair	11/25/01	Pit	37	23	62.2	2	2	87.0
367	Marcus Mariota	09/27/15	Ind	44	27	61.4	2	2	84.2	334	Steve McNair	12/01/02	NYG	43	30	69.8	3	0	115.8
366	George Blanda	11/13/60	LAC	55	31	56.4	3	4	64.7	334	Warren Moon	10/06/91	Den	31	19	61.3	2	1	106.1
365	Warren Moon	09/09/84	Ind	43	23	53.5	0	0	82.0	334	Billy Volek	11/14/04	Chi	44	27	61.4	2	1	90.5
364	Warren Moon	12/22/85	Ind	40	22	55.0	2	2	81.7	331	Jacky Lee	11/25/60	BPA	38	21	55.3	1	0	93.2
										330	Cody Carlson	12/13/92	GB	36	25	69.4	0	2	75.0

TOP PERFORMANCES: 300-YARD PASSING GAMES

330	Warren Moon	12/08/85	NYG	47	26	55.3	2	2	73.9	310	Warren Moon	09/13/87	LAN	43	21	48.8	2	2	68.9
330	Warren Moon	09/06/92	Pit	45	29	64.4	2	5	61.6	310	Neil O'Donnell	09/19/99	Cle	40	31	77.5	1	0	107.3
329	Dan Pastorini	10/17/76	SD	39	25	64.1	3	1	105.6	309	Jake Locker	12/02/12	Hou	45	21	46.7	1	3	49.2
329	Don Trull	11/13/66	BPA	45	23	51.1	3	0	97.4	308	George Blanda	09/22/63	NYJ	37	25	67.6	1	2	79.6
328	George Blanda	11/06/64	BPA	44	20	45.5	2	1	76.7	308	George Blanda	11/07/65	Oak	60	27	45.0	2	3	51.3
327	Warren Moon	11/29/87	Ind	44	24	54.5	3	2	82.3	308	Steve McNair	12/08/96	Jac	37	24	64.9	1	1	88.6
326	Jake Locker	10/20/13	SF	41	25	61.0	2	1	92.1	308	Warren Moon	09/23/90	Ind	39	29	74.4	3	1	111.9
324	Warren Moon	11/24/91	Pit	48	24	50.0	2	5	46.2	306	Warren Moon	12/16/84	Cle	31	19	61.3	0	0	94.3
322	Warren Moon	11/18/90	Cle	32	24	75.0	5	0	146.1	305	Vince Young	11/19/07	Den	41	26	63.4	1	2	73.7
321	Warren Moon	10/18/92	Den	39	23	59.0	2	1	91.9	304	George Blanda	10/24/65	KC	33	19	57.6	5	0	128.0
320	Ryan Fitzpatrick	11/24/13	Oak	42	30	71.4	2	0	109.2	304	Warren Moon	10/26/86	LAA	46	18	39.1	0	4	26.0
317	Warren Moon	10/15/89	Chi	26	16	61.5	2	2	97.8	303	George Blanda	09/25/66	Buf	54	23	42.6	2	5	34.7
315	Warren Moon	09/08/91	Cin	37	22	59.5	1	1	84.9	303	Warren Moon	12/02/84	Pit	45	27	60.0	1	3	59.8
315	Jerry Rhome	12/13/70	Cin	54	27	50.0	2	2	65.0	302	Steve McNair	12/09/01	Min	33	25	75.8	2	0	123.5
314	Pete Beathard	10/20/69	NYJ	47	23	48.9	1	3	51.2	300	George Blanda	10/02/66	Den	37	15	40.5	5	2	86.7
312	George Blanda	10/25/64	SD	37	22	59.5	1	2	73.3	300	Archie Manning	09/18/83	Pit	35	16	45.7	1	4	45.8
311	Matt Hasselbeck	09/25/11	Den	36	27	75.0	2	0	119.1	300	Warren Moon	11/26/90	Buf	22	16	72.7	2	0	145.1
310	Steve McNair	12/18/05	Sea	38	23	60.5	2	0	104.1	300	Kerry Collins	01/02/11	Ind	39	28	71.8	2	0	111.1
310	Warren Moon	11/09/86	Cin	44	25	56.8	1	0	86.4										
310	Warren Moon	09/26/93	LAN	42	19	45.2	1	2	58.6										

TOP PERFORMANCES: 100-YARD RECEIVING GAMES

Yards	Player	Date	Opp	Rec	Avg	TD													
272	Charlie Hennigan	10/13/61	BPA	13	20.9	1	145	Ken Burrough	11/03/74	NYJ	7	20.7	0						
245	Haywood Jeffries	12/16/90	KC	9	27.2	1	145	Charlie Hennigan	09/09/62	Buf	10	14.5	2						
233	Drew Bennett	12/13/04	KC	12	19.4	3	145	Charlie Hennigan	10/25/64	SD	8	18.1	2						
232	Charlie Hennigan	10/29/61	Buf	9	25.8	2	144	Drew Hill	11/17/91	Cle	11	13.1	2						
225	Kenny Britt	10/24/10	Phi	7	32.1	3	143	Kenny Britt	12/09/12	Ind	8	17.9	0						
214	Charlie Hennigan	12/03/61	SD	10	21.4	3	143	Charley Frazier	11/06/64	BPA	9	15.9	1						
210	Drew Hill	12/22/85	Ind	9	23.3	2	143	Charlie Joiner	12/13/70	Cin	6	23.8	2						
202	Charlie Hennigan	09/16/62	BPA	8	25.3	2	143	Yancey Thigpen	10/03/99	SF	6	23.8	1						
197	Tim Smith	09/04/83	GB	8	24.6	1	142	Delanie Walker	09/14/14	Dal	10	14.2	1						
188	Charlie Hennigan	09/27/64	Den	11	17.1	0	141	Drew Hill	12/23/89	Cle	10	14.1	2						
186	Charlie Hennigan	09/22/63	NYJ	9	20.7	1	140	Bill Groman	10/16/60	DLT	10	14.0	1						
186	Haywood Jeffries	10/13/91	NYJ	13	14.3	0	139	Dave Casper (TE)	12/20/81	Pit	6	23.2	3						
186	Derrick Mason	01/06/02	Cin	9	20.7	2	139	Willard Dewveall (TE)	11/25/62	SD	3	46.3	2						
185	Drew Hill	11/09/86	Cin	10	18.5	0	139	Drew Hill	11/13/88	Sea	8	17.4	1						
182	Charley Frazier	09/19/65	BPA	6	30.3	2	139	Haywood Jeffries	11/28/93	Pit	7	19.9	1						
182	Bill Groman	11/20/60	Den	3	60.7	2	138	Charlie Hennigan	10/17/64	NYJ	8	17.3	1						
181	Charlie Hennigan	11/29/64	BPA	12	15.1	0	138	Drew Hill	10/26/86	LAA	7	19.7	0						
180	Ken Burrough	11/06/77	Chi	6	30.0	2	138	Billy Johnson	12/18/77	Cin	6	23.0	1						
179	Mike Montgomery	10/20/74	StL	9	19.9	1	137	Willard Dewveall (TE)	12/22/63	Oak	7	19.6	2						
177	Ken Burrough	11/02/75	KC	7	25.3	2	137	Derrick Mason	12/14/03	Buf	9	15.2	0						
177	Derrick Mason	10/12/03	Hou	6	29.5	3	136	Kenny Britt	09/11/11	Jax	5	27.2	2						
171	Bill Groman	11/25/60	BPA	9	19.0	1	136	Ken Burrough	10/17/76	SD	5	27.2	2						
169	Jared Cook (TE)	12/24/11	Jac	8	21.1	1	135	Kenny Britt	09/18/11	Bal	9	15.0	1						
167	Tim Smith	12/16/84	Cle	7	23.9	0	135	Webster Slaughter	11/07/93	Sea	9	15.0	1						
162	Kevin Dyson	09/12/99	Cin	9	18.0	2	134	Bill Groman	11/05/61	Den	3	44.7	2						
160	Drew Bennett	12/19/04	Oak	13	12.3	2	134	Drew Hill	11/29/87	Ind	7	19.1	2						
160	Charlie Hennigan	11/01/64	Buf	12	13.3	0	133	Curtis Duncan	10/18/92	Den	5	26.6	0						
159	Tim Smith	09/16/84	SD	5	31.8	1	133	Charlie Hennigan	09/14/63	Den	4	33.3	0						
158	Charley Frazier	11/13/66	BPA	6	26.3	2	133	Derrick Mason	12/01/03	NYJ	11	12.1	1						
156	Ernest Givins	11/16/86	Pit	8	19.5	1	132	Drew Hill	10/27/85	StL	6	22.0	1						
155	Delanie Walker	11/23/14	Phi	5	31.0	0	132	Alvin Reed (TE)	10/27/68	Buf	4	33.0	2						
155	Ernest Givins	10/05/86	Det	5	31.0	0	132	Kendall Wright	11/30/14	Hou	7	18.9	1						
155	Bill Groman	11/06/60	Den	7	22.1	2	131	Sid Blanks (RB)	09/12/64	SD	13	10.1	0						
154	Charley Frazier	10/02/66	Den	5	30.8	3	131	Nate Washington	09/22/13	SD	8	16.4	0						
152	Bill Groman	11/19/61	NYT	5	30.4	3	130	Curtis Duncan	11/18/90	Cle	7	18.6	1						
151	Ernest Givins	10/06/91	Den	5	30.2	0	130	Charlie Hennigan	10/17/65	Den	7	18.6	0						
150	Dave Casper (TE)	11/30/80	Cle	7	21.4	1	130	Butch Woolfolk (RB)	12/01/85	Cin	9	14.4	1						
150	Bill Groman	12/18/60	BPA	7	21.4	0	130	Nate Washington	12/11/11	NO	6	21.7	1						
150	Jerry LeVias	11/16/69	Den	7	21.4	1	129	Ken Burrough	12/21/75	Cle	5	25.8	1						
150	Tim Smith	12/11/83	Cle	7	21.4	2	129	Mac Haik	12/07/68	Buf	6	21.5	1						
150	Kendall Wright	12/15/13	Ari	12	12.5	0	129	Drew Hill	12/01/85	Cin	7	18.4	0						
148	Drew Bennett	11/14/04	Chi	6	24.7	1	129	Drew Hill	10/27/91	Cin	6	21.5	1						
148	Drew Hill	10/30/88	Was	9	16.4	3	128	Kenny Britt	12/19/10	Hou	6	21.3	0						
147	Justin Gage	11/16/08	Jac	4	36.8	2	128	Kenny Britt	11/29/09	Ari	7	18.3	1						
147	Chris Sanders	11/26/95	Den	5	29.4	2	128	Charley Frazier	09/25/66	Buf	6	21.3	1						
147	Tim Smith	09/25/83	Buf	11	13.4	0	128	Ernest Givins	10/08/89	NE	5	25.6	0						
							128	Drew Hill	10/15/89	Chi	5	25.6	1						

TOP PERFORMANCES: 100-YARD RECEIVING GAMES

128	Mike Holston	12/20/81	Pit	5	25.6	0	109	Ernest Givins	09/09/90	Atl	4	27.3	2
127	Billy Parks	11/04/73	Bal	5	25.4	1	109	Bill Groman	10/13/61	BPA	5	21.8	1
127	Chris Sanders	12/08/96	Jac	7	18.1	0	109	Charlie Hennigan	09/24/61	SD	6	18.2	0
126	Ernest Givins	11/22/87	Cle	3	42.0	1	109	Charlie Hennigan	10/08/61	Buf	4	27.3	0
125	Tim Smith	12/15/85	Cle	7	17.9	1	109	Drew Hill	12/20/87	Pit	4	27.3	2
124	Drew Bennett	12/05/04	Ind	3	41.3	3	109	Drew Hill	12/27/87	Cin	6	18.2	0
124	Oliver Williams	10/18/87	NE	9	13.8	1	109	Justin Hunter	11/24/13	Oak	6	18.2	1
124	Roydell Williams	10/21/07	Hou	5	24.8	0	109	Derrick Mason	09/08/02	Phi	7	15.6	0
124	Butch Woolfolk (RB)	10/06/85	Den	8	15.5	1	109	Delanie Walker	11/19/15	Jac	8	13.6	0
123	Ken Burrough	11/18/79	Cin	6	20.5	0	108	Willard Dewveall (TE)	12/17/61	Oak	3	36.0	2
123	Bill Groman	10/22/61	DLT	4	30.8	2	108	Ernest Givins	09/11/88	LAA	9	12.0	1
123	Charlie Hennigan	12/17/61	Oak	5	24.6	0	108	Ernest Givins	12/14/86	Min	6	18.0	1
123	Charlie Hennigan	11/19/61	NYT	8	15.4	1	108	Ronnie Harmon (RB)	11/10/96	NO	7	15.4	1
123	Charlie Hennigan	09/28/63	Buf	8	15.4	3	108	Charlie Hennigan	10/22/61	DLT	4	27.0	1
123	Drew Hill	09/23/90	Ind	10	12.3	0	108	Webster Slaughter	12/05/93	Atl	8	13.5	1
123	Webster Slaughter	12/24/94	NYJ	8	15.4	0	108	Tim Smith	12/02/84	Pit	7	15.4	0
122	Ken Burrough	12/19/71	SD	4	30.5	1	107	Ken Burrough	10/10/76	Den	5	21.4	0
122	Billy Cannon (RB)	11/19/61	NYT	7	17.4	3	107	Billy Cannon (RB)	12/02/62	Den	5	21.4	2
122	Charlie Hennigan	12/08/63	BPA	9	13.6	2	107	Ernest Givins	09/26/93	LAN	3	35.7	1
122	Haywood Jeffries	11/24/91	Pit	8	15.3	1	107	Drew Hill	11/15/87	Pit	4	26.8	1
122	Jerry LeVias	10/26/69	Den	4	30.5	1	107	Derrick Mason	12/16/01	GB	8	13.4	1
122	Derrick Mason	12/02/01	Cle	3	40.7	2	107	Alvin Reed (TE)	09/09/68	KC	4	26.8	0
122	Alvin Reed (TE)	09/29/68	Oak	8	15.3	0	107	Tim Smith	11/11/84	KC	8	13.4	0
121	Derrick Mason	12/19/04	Oak	9	13.4	1	107	Damian Williams	11/13/11	Car	5	21.4	1
120	Dave Casper (TE)	12/21/80	Min	7	17.1	1	106	Drew Bennett	09/10/06	NYJ	8	13.3	0
120	Tim Smith	12/08/85	NYG	7	17.1	1	106	Ken Burrough	12/03/72	Atl	4	26.5	0
120	Butch Woolfolk (RB)	09/08/85	Mia	3	40.0	1	106	Charley Frazier	10/20/63	Buf	3	35.3	1
119	Charley Frazier	11/20/66	Buf	4	29.8	1	106	Bill Groman	10/09/60	NYT	6	17.7	0
119	Ernest Givins	12/18/88	Cle	6	19.8	0	106	Gary Wellman	01/02/94	NYJ	8	13.3	0
119	Dorial Green-Beckham	12/6/15	Jax	5	23.8	1	106	Lorenzo White (RB)	09/13/92	Ind	4	26.5	1
119	Charlie Hennigan	09/19/64	Oak	7	17.0	1	105	Mike Barber (TE)	11/10/80	NE	3	35.0	1
119	Alvin Reed (TE)	10/20/69	NYJ	7	17.0	0	105	Drew Bennett	09/21/03	NO	8	13.1	1
118	Ernest Givins	11/20/88	Pho	5	23.6	2	105	Kenny Britt	10/04/09	Jac	7	15.0	0
118	Derrick Mason	09/15/02	Dal	7	16.9	0	105	Chris Brown (RB)	11/27/05	SF	3	35.0	1
117	Ken Burrough	11/04/73	Bal	7	16.7	0	105	Carl Pickens	09/24/00	Pit	2	52.5	0
117	Ernest Givins	09/13/87	LAN	6	19.5	1	105	Bo Scaife (TE)	09/07/08	Jac	6	17.5	0
117	Bill Groman	11/12/61	BPA	6	19.5	1	105	Nate Washington	09/29/13	NYJ	4	26.3	2
117	Haywood Jeffries	09/06/92	Pit	7	16.7	0	105	Lorenzo White (RB)	12/20/92	Cle	6	17.5	0
117	Nate Washington	12/22/13	Jac	6	19.5	1	104	Kevin Dyson	09/10/00	KC	6	17.3	1
117	Nate Washington	11/21/10	Was	5	23.4	0	104	Justin Gage	12/30/07	Ind	7	14.9	0
117	Nate Washington	10/31/10	SD	4	29.3	1	104	Justin Gage	12/21/08	Pit	5	20.8	1
116	Derrick Mason	12/01/02	NYG	12	9.7	1	104	Ernest Givins	10/16/88	Pit	5	20.8	1
116	Ben Troupe (TE)	12/18/05	Sea	6	19.3	0	104	Leonard Harris	10/11/87	Cle	6	17.3	0
115	Drew Bennett	11/12/06	Bal	6	19.2	0	104	Charlie Hennigan	11/15/64	Oak	6	17.3	0
115	Bill Groman	09/11/60	Oak	6	19.2	1	104	Billy Johnson	11/28/76	Atl	5	20.8	1
115	Nate Washington	11/20/11	Atl	9	12.8	2	104	Derrick Mason	09/19/04	Ind	8	13.0	0
114	Jim Beirne	11/09/69	Cin	6	19.0	2	104	Chris Sanders	09/24/95	Cin	2	52.0	2
114	Billy Cannon (RB)	12/10/61	NYT	5	22.8	2	103	Jim Beirne	11/28/68	KC	4	25.8	1
114	Drew Hill	12/21/86	Buf	5	22.8	0	103	Drew Hill	12/08/85	NYG	6	17.2	0
114	Justin Hunter	12/08/13	Den	4	28.5	1	103	Haywood Jeffries	09/11/94	Dal	6	17.2	0
114	Derrick Mason	11/25/01	Pit	7	16.3	0	103	Derrick Mason	10/01/00	NYG	6	17.2	1
114	Bob McLeod (TE)	12/09/62	Oak	5	22.8	1	103	Jared Cook (TE)	12/18/11	Ind	9	11.4	0
113	Drew Bennett	12/10/06	Hou	6	18.8	0	103	Kendall Wright	11/24/13	Oak	6	17.2	1
113	Dorial Green-Beckham	12/20/15	NE	6	18.8	0	102	Dave Casper (TE)	12/19/82	Phi	5	20.4	1
113	Charlie Hennigan	09/09/61	Oak	4	28.3	1	102	Willie Frazier (TE)	11/06/64	BPA	2	51.0	1
113	Charlie Hennigan	11/25/60	BPA	7	16.1	0	102	Ernest Givins	11/23/86	Ind	7	14.6	0
113	Drew Hill	11/24/88	Dal	9	12.6	1	102	Bill Groman	10/23/60	NYT	5	20.4	3
112	Ken Burrough	12/14/75	Oak	4	28.0	2	102	Drew Hill	11/26/90	Buf	6	17.0	0
112	Pat Coleman	09/25/94	Cin	4	28.0	0	102	Drew Hill	12/13/87	NO	4	25.5	0
112	Kevin Dyson	11/25/01	Pit	4	28.0	1	102	Chris Sanders	12/01/96	NYJ	3	34.0	1
112	John White (TE)	09/24/61	SD	6	18.7	1	102	Tim Smith	09/09/84	Ind	6	17.0	0
112	Nate Washington	09/23/12	Det	3	37.3	1	102	Yancey Thigpen	09/27/98	Jac	6	17.0	2
111	Ken Burrough	10/26/75	Det	3	37.0	1	102	Nate Washington	12/14/14	NYJ	6	17.0	0
111	Charlie Hennigan	11/22/64	KC	8	13.9	2	101	Ernest Givins	10/14/90	Cin	6	16.8	1
110	Kevin Dyson	12/02/01	Cle	6	18.3	0	101	Bill Groman	12/10/61	NYT	5	20.2	0
110	Charlie Hennigan	11/13/60	LAC	8	13.8	0	101	Bill Groman	12/11/60	Buf	3	33.7	1
110	Jerry LeVias	12/06/69	NYJ	9	12.2	1	101	Charlie Hennigan	10/01/61	DLT	3	33.7	1
110	Webster Slaughter	09/18/94	Buf	4	27.5	0	101	Charlie Hennigan	09/07/63	Oak	7	14.4	1
109	Drew Bennett	10/03/04	SD	9	12.1	0	101	Drew Hill	11/05/89	Det	9	11.2	1
109	Ken Burrough	11/11/79	Oak	3	36.3	2	101	Drew Hill	11/08/87	SF	4	25.3	0
109	Eddie George (RB)	11/26/00	Jac	7	15.6	0	101	Mike Holston	11/29/81	Atl	8	12.6	1

TOP PERFORMANCES: 100-YARD RECEIVING GAMES

101	Roy Hopkins (RB)	11/08/70	KC	6	16.8	0	100	Ernest Givins	11/26/92	Det	4	25.0	0
101	Brandon Jones	12/24/06	Buf	5	20.2	1	100	Bill Groman	10/29/61	Buf	2	50.0	2
101	Jerry LeVias	11/29/70	Den	3	33.7	2	100	Drew Hill	11/20/88	Pho	5	20.0	1
101	Jerry LeVias	11/23/69	Mia	4	25.3	1	100	Chris Johnson (RB)	11/15/09	Buf	9	11.1	0
101	Chris Sanders	10/18/98	Cin	3	33.7	0	100	Charlie Joiner	10/25/70	SD	5	20.0	1
101	Tim Smith	10/21/84	SF	6	16.8	1	100	Chris Sanders	12/19/99	Atl	5	20.0	1
101	Kendall Wright	09/13/15	TB	4	25.3	1	100	Chris Sanders	12/14/97	Bal	7	14.3	0
100	Dave Casper (TE)	11/28/82	NE	6	16.7	1	100	Chris Sanders	10/13/96	Atl	4	25.0	1
100	Curtis Duncan	12/13/92	GB	6	16.7	0	100	Frank Wycheck (TE)	10/21/01	Det	7	14.3	1
100	Charley Frazier	09/03/66	Den	6	16.7	3							
100	Ernest Givins	10/25/92	Cin	8	12.5	1							

CAREER 100-YARD RUSHING GAMES

No.	Player	W-L-T
39	Earl Campbell	28-11-0
36	Eddie George	30-6-0
35	Chris Johnson	26-9-0
11	Hoyle Granger	8-2-1
8	Mike Rozier	6-2-0
7	Chris Brown	4-3-0
7	LenDale White	6-1-0
7	Lorenzo White	4-3-0
6	Gary Brown	6-0-0
6	Ronnie Coleman	5-1-0
6	Charlie Tolar	6-0-0
6	Travis Henry	3-3-0
5	Billy Cannon	5-0-0
3	Rob Carpenter	2-1-0
3	Larry Moriarty	2-1-0
3	Dave Smith	3-0-0
2	Sid Blanks	2-0-0
2	Woody Campbell	2-0-0
2	Allen Pinkett	2-0-0
2	Rodney Thomas	2-0-0
1	Ode Burrell	0-1-0
1	Joe Dawkins	0-1-0
1	Don Hardeman	1-0-0
1	Skip Hicks	1-0-0
1	Roy Hopkins	1-0-0
1	Marcus Mariota	1-0-0
1	Paul Robinson	0-1-0
1	Fred Willis	0-1-0
1	Butch Woolfolk	1-0-0

CAREER 300-YARD PASSING GAMES

No.	Player	W-L-T
38	Warren Moon	20-18-0
15	George Blanda	5-10-0
10	Steve McNair	4-6-0
3	Matt Hasselbeck	3-0-0
3	Jake Locker	1-2-0
3	Billy Volek	0-3-0
3	Dan Pastorini	0-3-0
2	Cody Carlson	1-1-0
2	Ryan Fitzpatrick	1-1-0
2	Jacky Lee	1-0-1
2	Archie Manning	0-2-0
2	Marcus Mariota	1-1-0
2	Neil O'Donnell	1-1-0
2	Vince Young	1-1-0
1	Pete Beathard	0-0-1
1	Chris Chandler	1-0-0
1	Kerry Collins	0-1-0
1	Lynn Dickey	1-0-0
1	Zach Mettenberger	0-1-0
1	Gifford Nielsen	1-0-0
1	Jerry Rhome	0-1-0
1	Ken Stabler	0-1-0
1	Don Trull	0-1-0

CAREER 100-YARD RECEIVING GAMES

No.	Player	W-L-T
26	Charlie Hennigan	12-14-0
24	Drew Hill	15-9-0
18	Ernest Givins	7-11-0
14	Ken Burrough	12-2-0
13	Derrick Mason	7-6-0
10	Tim Smith	3-7-0
9	Drew Bennett	3-6-0
9	Nate Washington	4-5-0
8	Charles Frazier	3-5-0
8	Bill Groman	8-0-0
8	Chris Sanders	6-2-0
7	Kenny Britt	4-3-0
6	Haywood Jeffires	3-3-0
5	Jerry LeVias	3-1-1
4	Kevin Dyson	3-1-0
4	Alvin Reed	1-3-0
4	Webster Slaughter	2-2-0
4	Kendall Wright	2-2-0
3	Curtis Duncan	1-2-0
3	Justin Gage	3-0-0
3	Delanie Walker	0-3-0
2	Mike Barber	2-0-0
2	Jim Bierne	0-1-1
2	Jared Cook	1-1-0
2	Willard Dewveall	1-1-0
2	Dorial Green-Beckham	1-1-0
2	Justin Hunter	1-1-0
2	Billy Johnson	2-0-0
2	Charlie Joiner	0-1-1
2	Yancey Thigpen	0-2-0
2	Lorenzo White	2-0-0
2	Butch Woolfolk	1-1-0
1	Sid Blanks	0-1-0
1	Chris Brown	1-0-0
1	Pat Coleman	1-0-0
1	Willie Fraizer	1-0-0
1	Eddie George	0-1-0
1	Mac Haik	1-0-0
1	Ronnie Harmon	1-0-0
1	Leonard Harris	1-0-0
1	Mike Holston	0-1-0
1	Roy Hopkins	0-1-0
1	Chris Johnson	1-0-0
1	Brandon Jones	1-0-0
1	Mike Montgomery	0-1-0
1	Dave Parks	1-0-0
1	Carl Pickens	1-0-0
1	Bo Scaife	1-0-0
1	Ben Troupe	0-1-0
1	Gary Wellman	1-0-0
1	John White	0-1-0
1	Damian Williams	1-0-0
1	Oliver Williams	0-1-0
1	Roydell Williams	1-0-0
1	Frank Wycheck	1-0-0

TOP PERFORMANCES BY TEAMMATES

GAMES WITH MORE THAN ONE 100-YARD RUSHER

Dec. 15, 1962	@ New York, Billy Cannon (9-103) and Charlie Tolar (29-107)
Nov. 12, 1967	@ Denver, Woody Campbell (16-101) and Hoyle Granger (22-142)
Dec. 3, 1967	vs. Miami, Woody Campbell (18-141) and Hoyle Granger (25-111)
Sep. 28, 1975	vs. San Diego, Ronnie Coleman (16-112) and Don Hardeman (27-107)
Nov. 27, 1977	vs. Kansas City, Rob Carpenter (14-149) and Ronnie Coleman (15-101)
Oct. 19, 2008	@ Kansas City, Chris Johnson (18-168) and LenDale White (17-149)
Nov. 27, 2008	@ Detroit, Chris Johnson (16-125) and LenDale White (23-106)

GAMES WITH MORE THAN ONE 100-YARD RECEIVER

Nov. 25, 1960	@ Boston, Bill Groman (9-171) and Charlie Hennigan (7-113)
Sep. 24, 1961	@ San Diego, Charlie Hennigan (6-109) and John White (6-112)
Oct. 13, 1961	@ Boston, Bill Groman (8-148) and Charlie Hennigan (13-272)
Oct. 22, 1961	vs. Dallas, Bill Groman (4-123) and Charlie Hennigan (4-108)
Sep. 12, 1964	@ San Diego, Sid Banks (12-131) and Charlie Hennigan (7-104)
Nov. 6, 1964	@ Boston, Charles Frazier (9-143) and Willie Frazier (2-102)
Nov. 4, 1973	@ Baltimore, Ken Burrough (7-117) and Dave Parks (5-127)
Nov. 20, 1978	vs. Miami, Mike Barber (4-112) and Ken Burrough (6-103)
Nov. 20, 1988	vs. Phoenix, Ernest Givens (5-118) and Drew Hill (5-100)
Nov. 25, 2001	vs. Pittsburgh, Kevin Dyson (4-112) and Derrick Mason (7-114)
Dec. 2, 2001	@ Cleveland, Kevin Dyson (6-110) and Derrick Mason (3-122)
Dec. 19, 2004	@ Oakland, Derrick Mason (9-121) and Drew Bennett (13-160)
Nov. 24, 2013	@ Oakland, Justin Hunter (6-109) and Kendall Wright (6-103)

GAMES WITH 300-YARD PASSER, TWO 100-YARD RECEIVERS

Nov. 25, 1960	at Boston, Jackie Lee (331 yards passing), Bill Groman (171 receiving), Charlie Hennigan (113 receiving)
Oct. 13, 1961	at Boston, Jacky Lee (457 yards passing), Charlie Hennigan (272 receiving), Bill Groman (148 receiving)
Nov. 6, 1964	at Boston, George Blanda (328 yards passing), Charles Frazier (143 receiving), Willie Frazier (102 receiving)
Nov. 4, 1973	at Baltimore, Lynn Dickey (340 yards passing), Dave Parks (127 receiving), Ken Burrough (117 receiving)
Nov. 25, 2001	vs. Pittsburgh, Steve McNair (334 yards passing), Derrick Mason (114 receiving), Kevin Dyson (112 receiving)
Dec. 19, 2004	at Oakland, Billy Volek (492 yards passing), Drew Bennett (160 receiving), Derrick Mason (121 receiving)
Nov. 24, 2013	at Oakland, Ryan Fitzpatrick (320 yards passing), Justin Hunter (109 receiving), Kendall Wright (103 receiving)

GAMES WITH 100-YARD RUSHER, 100-YARD RECEIVER & 300-YARD PASSER

Dec. 17, 1961	at Oakland, George Blanda (350 yards passing), Billy Cannon (145 rushing), Charlie Hennigan (123 receiving), Willard Dewveall (108 receiving)
Sep. 4, 1983	vs. Green Bay, Archie Manning (348 yards passing), Earl Campbell (123 rushing), Tim Smith (197 receiving)
Nov. 29, 1987	at Indianapolis, Warren Moon (327 yards passing), Mike Rozier (122 rushing), Drew Hill (134 receiving)
Nov. 26, 1990	vs. Buffalo, Warren Moon (300 yards passing), Lorenzo White (125 rushing), Drew Hill (102 receiving)
Sep. 6, 1992	vs. Pittsburgh, Warren Moon (330 yards passing), Lorenzo White (100 rushing) and Haywood Jeffires (117 receiving)
Nov. 29, 2009	vs. Arizona, Vince Young (387 yards passing), Chris Johnson (154 rushing) and Kenny Britt (128 receiving)

LARGEST WIN/LOSS MARGINS

LARGEST MARGIN OF VICTORY

MARGIN	SCORE	DATE	OPPONENT
1. 55 points	55-0	9/9/61	OAKLAND
2. 47 points	47-0	11/6/77	CHICAGO
3. 44 points	58-14	12/9/90	CLEVELAND
4. 42 points	55-13	11/5/61	at Denver
5. 40 points	47-7	12/13/09	ST. LOUIS
6. 39 points	56-17	10/14/62	N.Y. TITANS
7. 38 points	45-7	9/3/66	DENVER
8. 37 points	47-10	11/27/08	at Detroit
9. 36 points	49-13	11/19/61	N.Y. TITANS
10. 35 points	41-6	12/11/88	CINCINNATI
35 points	38-3	11/14/93	at Cincinnati
12. 34 points	37-3	11/11/12	at Miami
34 points	44-10	12/15/62	at N.Y. Titans
13. 32 points	35-3	12/10/00	CINCINNATI
32 points	35-3	10/27/91	CINCINNATI
32 points	39-7	10/1/89	MIAMI

LARGEST MARGIN OF DEFEAT

MARGIN	SCORE	DATE	OPPONENT
1. 59 points	59-0	10/18/09	at New England
2. 54 points	61-7	12/17/89	at Cincinnati
3. 48 points	55-7	12/23/12	at Green Bay
4. 44 points	44-0	11/1/70	at St. Louis
44 points	61-17	12/17/72	CINCINNATI
6. 42 points	45-3	11/1/63	at Boston
42 points	52-10	12/20/70	at Dallas
42 points	45-3	9/18/88	at N.Y. Jets
9. 41 points	55-14	11/6/83	CINCINNATI
41 points	51-10	10/13/74	at Minnesota
11. 39 points	52-13	9/18/66	at N.Y. Jets
12. 34 points	34-0	10/9/72	OAKLAND
34 points	34-0	11/26/89	at Kansas City
34 points	41-7	10/23/11	HOUSTON
15. 33 points	40-7	11/22/87	CLEVELAND
33 points	40-7	9/17/06	at San Diego



TENNESSEE
TITANS

NFL STATISTICS

FINAL 2015 NFL STANDINGS

American Football Conference - 2015 Regular Season

<u>AFC East Team</u>	<u>W</u>	<u>L</u>	<u>T</u>	<u>Pct</u>	<u>PF</u>	<u>PA</u>	<u>Net Pts</u>	<u>TD</u>	<u>Home</u>	<u>Road</u>	<u>Div</u>	<u>Conf</u>	<u>Non-Conf</u>	<u>Streak</u>	<u>Last 5</u>
z- New England Patriots	12	4	0	.750	465	315	150	52	7-1	5-3	4-2	9-3	3-1	2L	2-3
New York Jets	10	6	0	.625	387	314	73	44	6-2	4-4	3-3	7-5	3-1	1L	4-1
Buffalo Bills	8	8	0	.500	379	359	20	45	5-3	3-5	4-2	7-5	1-3	2W	3-2
Miami Dolphins	6	10	0	.375	310	389	-79	39	3-5	3-5	1-5	4-8	2-2	1W	2-3
<u>AFC North Team</u>	<u>W</u>	<u>L</u>	<u>T</u>	<u>Pct</u>	<u>PF</u>	<u>PA</u>	<u>Net Pts</u>	<u>TD</u>	<u>Home</u>	<u>Road</u>	<u>Div</u>	<u>Conf</u>	<u>Non-Conf</u>	<u>Streak</u>	<u>Last 5</u>
z- Cincinnati Bengals	12	4	0	.750	419	279	140	50	6-2	6-2	5-1	9-3	3-1	1W	3-2
y- Pittsburgh Steelers	10	6	0	.625	423	319	104	45	6-2	4-4	3-3	7-5	3-1	1W	4-1
Baltimore Ravens	5	11	0	.313	328	401	-73	33	3-5	2-6	3-3	4-8	1-3	1L	1-4
Cleveland Browns	3	13	0	.188	278	432	-154	28	2-6	1-7	1-5	2-10	1-3	3L	1-4
<u>AFC South Team</u>	<u>W</u>	<u>L</u>	<u>T</u>	<u>Pct</u>	<u>PF</u>	<u>PA</u>	<u>Net Pts</u>	<u>TD</u>	<u>Home</u>	<u>Road</u>	<u>Div</u>	<u>Conf</u>	<u>Non-Conf</u>	<u>Streak</u>	<u>Last 5</u>
z- Houston Texans	9	7	0	.563	339	313	26	39	5-3	4-4	5-1	7-5	2-2	3W	3-2
Indianapolis Colts	8	8	0	.500	333	408	-75	37	4-4	4-4	4-2	6-6	2-2	2W	2-3
Jacksonville Jaguars	5	11	0	.313	376	448	-72	44	4-4	1-7	2-4	5-7	0-4	3L	1-4
Tennessee Titans	3	13	0	.188	299	423	-124	37	1-7	2-6	1-5	1-11	2-2	4L	1-4
<u>AFC West Team</u>	<u>W</u>	<u>L</u>	<u>T</u>	<u>Pct</u>	<u>PF</u>	<u>PA</u>	<u>Net Pts</u>	<u>TD</u>	<u>Home</u>	<u>Road</u>	<u>Div</u>	<u>Conf</u>	<u>Non-Conf</u>	<u>Streak</u>	<u>Last 5</u>
*- Denver Broncos	12	4	0	.750	355	296	59	38	6-2	6-2	4-2	8-4	4-0	2W	3-2
y- Kansas City Chiefs	11	5	0	.688	405	287	118	45	6-2	5-3	5-1	10-2	1-3	10W	5-0
Oakland Raiders	7	9	0	.438	359	399	-40	42	3-5	4-4	3-3	7-5	0-4	1L	2-3
San Diego Chargers	4	12	0	.250	320	398	-78	35	3-5	1-7	0-6	3-9	1-3	2L	1-4

National Football Conference - 2015 Regular Season

<u>NFC East Team</u>	<u>W</u>	<u>L</u>	<u>T</u>	<u>Pct</u>	<u>PF</u>	<u>PA</u>	<u>Net Pts</u>	<u>TD</u>	<u>Home</u>	<u>Road</u>	<u>Div</u>	<u>Conf</u>	<u>Non-Conf</u>	<u>Streak</u>	<u>Last 5</u>
z- Washington Redskins	9	7	0	.563	388	379	9	44	6-2	3-5	4-2	8-4	1-3	4W	4-1
Philadelphia Eagles	7	9	0	.438	377	430	-53	45	3-5	4-4	3-3	4-8	3-1	1W	3-2
New York Giants	6	10	0	.375	420	442	-22	47	3-5	3-5	2-4	4-8	2-2	3L	1-4
Dallas Cowboys	4	12	0	.250	275	374	-99	26	1-7	3-5	3-3	3-9	1-3	4L	1-4
<u>NFC North Team</u>	<u>W</u>	<u>L</u>	<u>T</u>	<u>Pct</u>	<u>PF</u>	<u>PA</u>	<u>Net Pts</u>	<u>TD</u>	<u>Home</u>	<u>Road</u>	<u>Div</u>	<u>Conf</u>	<u>Non-Conf</u>	<u>Streak</u>	<u>Last 5</u>
z- Minnesota Vikings	11	5	0	.688	365	302	63	38	6-2	5-3	5-1	8-4	3-1	3W	3-2
y- Green Bay Packers	10	6	0	.625	368	323	45	42	5-3	5-3	3-3	7-5	3-1	2L	3-2
Detroit Lions	7	9	0	.438	358	400	-42	42	4-4	3-5	3-3	6-6	1-3	3W	3-2
Chicago Bears	6	10	0	.375	335	397	-62	34	1-7	5-3	1-5	3-9	3-1	1L	1-4
<u>NFC South Team</u>	<u>W</u>	<u>L</u>	<u>T</u>	<u>Pct</u>	<u>PF</u>	<u>PA</u>	<u>Net Pts</u>	<u>TD</u>	<u>Home</u>	<u>Road</u>	<u>Div</u>	<u>Conf</u>	<u>Non-Conf</u>	<u>Streak</u>	<u>Last 5</u>
*- Carolina Panthers	15	1	0	.938	500	308	192	59	8-0	7-1	5-1	11-1	4-0	1W	4-1
Atlanta Falcons	8	8	0	.500	339	345	-6	38	4-4	4-4	1-5	5-7	3-1	1L	2-3
New Orleans Saints	7	9	0	.438	408	476	-68	51	4-4	3-5	3-3	5-7	2-2	2W	3-2
Tampa Bay Buccaneers	6	10	0	.375	342	417	-75	37	3-5	3-5	3-3	5-7	1-3	4L	1-4
<u>NFC West Team</u>	<u>W</u>	<u>L</u>	<u>T</u>	<u>Pct</u>	<u>PF</u>	<u>PA</u>	<u>Net Pts</u>	<u>TD</u>	<u>Home</u>	<u>Road</u>	<u>Div</u>	<u>Conf</u>	<u>Non-Conf</u>	<u>Streak</u>	<u>Last 5</u>
z- Arizona Cardinals	13	3	0	.813	489	313	176	58	6-2	7-1	4-2	10-2	3-1	1L	4-1
y- Seattle Seahawks	10	6	0	.625	423	277	146	49	5-3	5-3	3-3	7-5	3-1	1W	4-1
St. Louis Rams	7	9	0	.438	280	330	-50	31	5-3	2-6	4-2	6-6	1-3	1L	3-2
San Francisco 49ers	5	11	0	.313	238	387	-149	24	4-4	1-7	1-5	4-8	1-3	1W	2-3

y - Clinched Wild Card

z - Clinched Division

* - Clinched Division and Homefield Advantage

Playoff Results:

Wild Card Round

KANSAS CITY 30 at Houston 0
PITTSBURGH 18 at Cincinnati 16
SEATTLE 10 at Minnesota 9
GREEN BAY 35 at Washington 18

Divisional Round

Kansas City 20 at NEW ENGLAND 27
Green Bay 20 at ARIZONA 26
Seattle 24 at CAROLINA 31
Pittsburgh 16 at DENVER 23

Championship Round

New England 18 at DENVER 20
Arizona 15 at CAROLINA 49

Super Bowl 50

Carolina 10 at DENVER 24

WEEK 17 / THROUGH SUNDAY, JANUARY 3, 2016**AFC / LEADING PASSERS**

Player, Team	Att	Comp	Pct Comp	Yds	Avg Gain	TD	Pct TD	Long	Int	Pct Int	Rating Points
Dalton, Cin.	386	255	66.1	3250	8.42	25	6.5	80t	7	1.8	106.3
Brady, N.E.	624	402	64.4	4770	7.64	36	5.8	76t	7	1.1	102.2
Taylor, Buf.	380	242	63.7	3035	7.99	20	5.3	63	6	1.6	99.4
A. Smith, K.C.	470	307	65.3	3486	7.42	20	4.3	80t	7	1.5	95.4
Roethlisberger, Pit.	469	319	68.0	3938	8.40	21	4.5	69t	16	3.4	94.5
Rivers, S.D.	661	437	66.1	4792	7.25	29	4.4	80t	13	2.0	93.8
McCown, Cle.	292	186	63.7	2109	7.22	12	4.1	56	4	1.4	93.3
*Mariota, Ten.	370	230	62.2	2818	7.62	19	5.1	61t	10	2.7	91.5
Hoyer, Hou.	369	224	60.7	2606	7.06	19	5.1	49	7	1.9	91.4
Carr, Oak.	573	350	61.1	3987	6.96	32	5.6	68t	13	2.3	91.1
Tannehill, Mia.	586	363	61.9	4208	7.18	24	4.1	54t	12	2.0	88.7
Bortles, Jac.	606	355	58.6	4428	7.31	35	5.8	90t	18	3.0	88.2
Fitzpatrick, NY-J	562	335	59.6	3905	6.95	31	5.5	69t	15	2.7	88.0
Osweiler, Den.	275	170	61.8	1967	7.15	10	3.6	72t	6	2.2	86.4
Hasselbeck, Ind.	256	156	60.9	1690	6.60	9	3.5	57	5	2.0	84.0
Flacco, Bal.	413	266	64.4	2791	6.76	14	3.4	50t	12	2.9	83.1
Luck, Ind.	293	162	55.3	1881	6.42	15	5.1	87t	12	4.1	74.9
Mallett, Hou.-Bal.	244	136	55.7	1336	5.48	5	2.0	48	6	2.5	67.9
Manning, Den.	331	198	59.8	2249	6.79	9	2.7	75t	17	5.1	67.9

AFC / LEADING PASSERS, RANKS

Player, Team	Att	Comp	Pct Comp	Yds	Avg Gain	TD	Pct TD	Long	Int	Pct Int	Rating Points
Dalton, Cin.	10	10	3	9	1	6	1		6t	5	1
Brady, N.E.	2	2	5	2	4	1	3		6t	1	2
Taylor, Buf.	11	11	8	10	3	9t	6		3t	4	3
A. Smith, K.C.	7	8	4	8	6	9t	12		6t	3	4
Roethlisberger, Pit.	8	7	1	6	2	8	10		17	17	5
Rivers, S.D.	1	1	2	1	8	5	11		14t	8	6
McCown, Cle.	16	15	7	15	9	15	13		1	2	7
*Mariota, Ten.	12	12	9	11	5	11t	8		10	14	8
Hoyer, Hou.	13	13	14	13	12	11t	7		6t	6	9
Carr, Oak.	5	5	12	5	13	3	4		14t	11	10
Tannehill, Mia.	4	3	10	4	10	7	14		11t	9	11
Bortles, Jac.	3	4	17	3	7	2	2		19	16	12
Fitzpatrick, NY-J	6	6	16	7	14	4	5		16	13	13
Osweiler, Den.	17	16	11	16	11	16	15		3t	10	14
Hasselbeck, Ind.	18	18	13	18	17	17t	16		2	7	15
Flacco, Bal.	9	9	6	12	16	14	17		11t	15	16
Luck, Ind.	15	17	19	17	18	13	9		11t	18	17
Mallett, Hou.-Bal.	19	19	18	20	19	21t	19		3t	12	18
Manning, Den.	14	14	15	14	15	17t	18		18	19	19

NFC / LEADING PASSERS

Player, Team	Att	Comp	Pct Comp	Yds	Avg Gain	TD	Pct TD	Long	Int	Pct Int	Rating Points
Wilson, Sea.	483	329	68.1	4024	8.33	34	7.0	80t	8	1.7	110.1
Palmer, Ariz	537	342	63.7	4671	8.70	35	6.5	68	11	2.0	104.6
Cousins, Was.	543	379	69.8	4166	7.67	29	5.3	78t	11	2.0	101.6
Brees, N.O.	627	428	68.3	4870	7.77	32	5.1	80t	11	1.8	101.0
Newton, Car.	495	296	59.8	3837	7.75	35	7.1	74t	10	2.0	99.4
Stafford, Det.	592	398	67.2	4262	7.20	32	5.4	57	13	2.2	97.0
Manning, NY-G	618	387	62.6	4436	7.18	35	5.7	87t	14	2.3	93.6
A. Rodgers, G.B.	572	347	60.7	3821	6.68	31	5.4	65t	8	1.4	92.7
Cutler, Chi.	483	311	64.4	3659	7.58	21	4.3	87t	11	2.3	92.3
Ryan, Atl.	614	407	66.3	4591	7.48	21	3.4	70t	16	2.6	89.0
Bridgewater, Min.	447	292	65.3	3231	7.23	14	3.1	52	9	2.0	88.7
Bradford, Phi.	532	346	65.0	3725	7.00	19	3.6	78t	14	2.6	86.4
Gabbert, S.F.	282	178	63.1	2031	7.20	10	3.5	71t	7	2.5	86.2
*Winston, T.B.	535	312	58.3	4042	7.56	22	4.1	68	15	2.8	84.2
Kaepernick, S.F.	244	144	59.0	1615	6.62	6	2.5	76t	5	2.0	78.5
Foles, St.L	337	190	56.4	2052	6.09	7	2.1	68	10	3.0	69.0

NFC / LEADING PASSERS, RANKS

Player, Team	Att	Comp	Pct Comp	Yds	Avg Gain	TD	Pct TD	Long	Int	Pct Int	Rating Points
Wilson, Sea.	11t	9	3	8	2	4	2		3t	2	1
Palmer, Ariz	7	8	9	2	1	1t	3		8t	7	2
Cousins, Was.	6	5	1	6	5	8	7		8t	6	3
Brees, N.O.	1	1	2	1	3	5t	8		8t	3	4
Newton, Car.	10	12	13	9	4	1t	1		6t	5	5
Stafford, Det.	4	3	4	5	11	5t	6		12	9	6
Manning, NY-G	2	4	11	4	12	1t	4		13t	10	7
A. Rodgers, G.B.	5	6	12	10	14	7	5		3t	1	8
Cutler, Chi.	11t	11	8	12	6	10t	9		8t	11	9
Ryan, Atl.	3	2	5	3	8	10t	13		16	13	10
Bridgewater, Min.	13	13	6	13	9	13	14		5	4	11
Bradford, Phi.	9	7	7	11	13	12	11		13t	14	12
Gabbert, S.F.	15	15	10	15	10	14	12		2	12	13
*Winston, T.B.	8	10	15	7	7	9	10		15	15	14
Kaepernick, S.F.	16	16	14	16	15	16	15		1	8	15
Foles, St.L	14	14	16	14	16	15	16		6t	16	16

WEEK 17 / THROUGH SUNDAY, JANUARY 3, 2016

NFL / LEADING PASSERS

Player, Team	Att	Comp	Pct Comp	Yds	Avg Gain	TD	Pct TD	Long	Int	Pct Int	Rating Points
Wilson, Sea.	483	329	68.1	4024	8.33	34	7.0	80t	8	1.7	110.1
Dalton, Cin.	386	255	66.1	3250	8.42	25	6.5	80t	7	1.8	106.3
Palmer, Ariz	537	342	63.7	4671	8.70	35	6.5	68	11	2.0	104.6
Brady, N.E.	624	402	64.4	4770	7.64	36	5.8	76t	7	1.1	102.2
Cousins, Was.	543	379	69.8	4166	7.67	29	5.3	78t	11	2.0	101.6
Brees, N.O.	627	428	68.3	4870	7.77	32	5.1	80t	11	1.8	101.0
Taylor, Buf.	380	242	63.7	3035	7.99	20	5.3	63	6	1.6	99.4
Newton, Car.	495	296	59.8	3837	7.75	35	7.1	74t	10	2.0	99.4
Stafford, Det.	592	398	67.2	4262	7.20	32	5.4	57	13	2.2	97.0
A. Smith, K.C.	470	307	65.3	3486	7.42	20	4.3	80t	7	1.5	95.4
Roethlisberger, Pit.	469	319	68.0	3938	8.40	21	4.5	69t	16	3.4	94.5
Rivers, S.D.	661	437	66.1	4792	7.25	29	4.4	80t	13	2.0	93.8
Manning, NY-G	618	387	62.6	4436	7.18	35	5.7	87t	14	2.3	93.6
McCown, Cle.	292	186	63.7	2109	7.22	12	4.1	56	4	1.4	93.3
A. Rodgers, G.B.	572	347	60.7	3821	6.68	31	5.4	65t	8	1.4	92.7
Cutler, Chi.	483	311	64.4	3659	7.58	21	4.3	87t	11	2.3	92.3
*Mariota, Ten.	370	230	62.2	2818	7.62	19	5.1	61t	10	2.7	91.5
Hoyer, Hou.	369	224	60.7	2606	7.06	19	5.1	49	7	1.9	91.4
Carr, Oak.	573	350	61.1	3987	6.96	32	5.6	68t	13	2.3	91.1
Ryan, Atl.	614	407	66.3	4591	7.48	21	3.4	70t	16	2.6	89.0
Tannehill, Mia.	586	363	61.9	4208	7.18	24	4.1	54t	12	2.0	88.7
Bridgewater, Min.	447	292	65.3	3231	7.23	14	3.1	52	9	2.0	88.7
Bortles, Jac.	606	355	58.6	4428	7.31	35	5.8	90t	18	3.0	88.2
Fitzpatrick, NY-J	562	335	59.6	3905	6.95	31	5.5	69t	15	2.7	88.0
Osweiler, Den.	275	170	61.8	1967	7.15	10	3.6	72t	6	2.2	86.4
Bradford, Phi.	532	346	65.0	3725	7.00	19	3.6	78t	14	2.6	86.4
Gabbert, S.F.	282	178	63.1	2031	7.20	10	3.5	71t	7	2.5	86.2
*Winston, T.B.	535	312	58.3	4042	7.56	22	4.1	68	15	2.8	84.2
Hasselbeck, Ind.	256	156	60.9	1690	6.60	9	3.5	57	5	2.0	84.0
Flacco, Bal.	413	266	64.4	2791	6.76	14	3.4	50t	12	2.9	83.1
Kaepernick, S.F.	244	144	59.0	1615	6.62	6	2.5	76t	5	2.0	78.5
Luck, Ind.	293	162	55.3	1881	6.42	15	5.1	87t	12	4.1	74.9
Foles, St.L	337	190	56.4	2052	6.09	7	2.1	68	10	3.0	69.0
Mallett, Hou.-Bal.	244	136	55.7	1336	5.48	5	2.0	48	6	2.5	67.9
Manning, Den.	331	198	59.8	2249	6.79	9	2.7	75t	17	5.1	67.9

NFL / LEADING PASSERS, RANKS

Player, Team	Att	Comp	Pct Comp	Yds	Avg Gain	TD	Pct TD	Long	Int	Pct Int	Rating Points
Wilson, Sea.	17t	15	3	12	4	6	2		12t	6	1
Dalton, Cin.	23	23	8	21	2	14	4		7t	8	2
Palmer, Ariz	13	13	16	4	1	2t	3		18t	16	3
Brady, N.E.	3	4	12	3	9	1	6		7t	1	4
Cousins, Was.	12	7	1	10	8	12t	12		18t	14	5
Brees, N.O.	2	2	2	1	6	7t	17		18t	7	6
Taylor, Buf.	24	24	17	23	5	20t	13		4t	5	7
Newton, Car.	16	20	28	16	7	2t	1		15t	13	8
Stafford, Det.	7	5	5	8	20	7t	11		25t	19	9
A. Smith, K.C.	19	19	10	20	14	20t	21		7t	4	10
Roethlisberger, Pit.	20	16	4	14	3	17t	18		32t	33	11
Rivers, S.D.	1	1	7	2	16	12t	19		25t	11	12
Manning, NY-G	4	6	19	6	22	2t	7		28t	20	13
McCown, Cle.	30	29	15	28	18	28	23		1	2	14
A. Rodgers, G.B.	10	11	26	17	30	10t	10		12t	3	15
Cutler, Chi.	17t	18	14	19	11	17t	20		18t	22	16
*Mariota, Ten.	25	25	20	24	10	22t	15		15t	28	17
Hoyer, Hou.	26	26	25	26	24	22t	14		7t	9	18
Carr, Oak.	9	10	23	13	26	7t	8		25t	21	19
Ryan, Atl.	5	3	6	5	13	17t	29		32t	25	20
Tannehill, Mia.	8	8	21	9	21	15	24		22t	15	21
Bridgewater, Min.	21	21	9	22	17	26t	31		14	12	22
Bortles, Jac.	6	9	31	7	15	2t	5		35	32	23
Fitzpatrick, NY-J	11	14	29	15	27	10t	9		30t	27	24
Osweiler, Den.	32	31	22	31	23	29t	25		4t	18	25
Bradford, Phi.	15	12	11	18	25	22t	26		28t	26	26
Gabbert, S.F.	31	30	18	30	19	29t	27		7t	24	27
*Winston, T.B.	14	17	32	11	12	16	22		30t	29	28
Hasselbeck, Ind.	33	33	24	33	32	31t	28		2t	10	29
Flacco, Bal.	22	22	13	25	29	26t	30		22t	30	30
Kaepernick, S.F.	34t	34	30	34	31	35t	33		2t	17	31
Luck, Ind.	29	32	35	32	33	25	16		22t	34	32
Foles, St.L	27	28	33	29	34	33t	34		15t	31	33
Mallett, Hou.-Bal.	34t	35	34	36	35	37t	35		4t	23	34
Manning, Den.	28	27	27	27	28	31t	32		34	35	35

WEEK 17 / THROUGH SUNDAY, JANUARY 3, 2016**AFC / FOURTH-QUARTER PASSING LEADERS**

Rank	Player, Team	Att	Comp	Comp%	Yards	YPA	TD	TD%	Int	Int%	Rating
1)	Brady, N.E.	162	106	65.4	1367	8.44	12	7.4	2	1.2	111.3
2)	Weeden, Dal.-Hou.	46	33	71.7	350	7.61	3	6.5	1	2.2	106.3
3)	Dalton, Cin.	100	65	65.0	814	8.14	7	7.0	2	2.0	105.2
4)	A. Smith, K.C.	109	71	65.1	863	7.92	6	5.5	1	0.9	103.9
5)	McCown, Cle.	68	46	67.6	612	9.00	5	7.4	3	4.4	102.1
6)	Taylor, Buf.	98	60	61.2	785	8.01	7	7.1	2	2.0	101.8
7)	Luck, Ind.	114	67	58.8	827	7.25	9	7.9	3	2.6	96.6
8)	Rivers, S.D.	195	124	63.6	1528	7.84	10	5.1	4	2.1	96.3
9)	Hoyer, Hou.	100	56	56.0	758	7.58	7	7.0	2	2.0	95.3
10)	Roethlisberger, Pit.	110	73	66.4	884	8.04	10	9.1	8	7.3	90.9
11)	Bortles, Jac.	193	111	57.5	1442	7.47	14	7.3	7	3.6	90.2
12)	Tannehill, Mia.	196	111	56.6	1343	6.85	8	4.1	3	1.5	85.1
13)	Flacco, Bal.	122	69	56.6	828	6.79	5	4.1	3	2.5	80.9
14)	Hasselbeck, Ind.	50	32	64.0	326	6.52	2	4.0	2	4.0	79.3
15)	Osweiler, Den.	84	46	54.8	540	6.43	3	3.6	2	2.4	76.5
16)	*Mariota, Ten.	110	64	58.2	743	6.75	4	3.6	4	3.6	75.7
17)	Mallett, Hou.-Bal.	57	31	54.4	412	7.23	2	3.5	2	3.5	74.6
18)	Manning, Den.	71	38	53.5	539	7.59	4	5.6	4	5.6	73.6
19)	Fitzpatrick, NY-J	145	84	57.9	925	6.38	8	5.5	8	5.5	72.3
20)	Mettenberger, Ten.	62	40	64.5	426	6.87	2	3.2	4	6.5	68.3
21)	Carr, Oak.	170	97	57.1	949	5.58	6	3.5	7	4.1	67.5
22)	Manziel, Cle.	77	35	45.5	394	5.12	2	2.6	2	2.6	59.1
23)	Clausen, Chi.-Bal.	46	24	52.2	241	5.24	0	0.0	3	6.5	40.2

NFC / FOURTH-QUARTER PASSING LEADERS

Rank	Player, Team	Att	Comp	Comp%	Yards	YPA	TD	TD%	Int	Int%	Rating
1)	Wilson, Sea.	124	84	67.7	1055	8.51	9	7.3	1	0.8	114.8
2)	Palmer, Ariz	117	75	64.1	978	8.36	8	6.8	1	0.9	109.6
3)	Newton, Car.	102	63	61.8	832	8.16	7	6.9	1	1.0	106.3
4)	Manning, NY-G	162	99	61.1	1216	7.51	11	6.8	3	1.9	99.2
5)	Cousins, Was.	159	106	66.7	1021	6.42	7	4.4	1	0.6	96.4
6)	Stafford, Det.	170	112	65.9	1227	7.22	8	4.7	3	1.8	95.4
7)	Cutler, Chi.	142	86	60.6	1114	7.85	8	5.6	4	2.8	92.3
8)	A. Rodgers, G.B.	158	93	58.9	1140	7.22	10	6.3	4	2.5	91.7
9)	Kaepernick, S.F.	72	39	54.2	542	7.53	4	5.6	1	1.4	91.3
10)	Bradford, Phi.	124	85	68.5	965	7.78	6	4.8	5	4.0	91.0
11)	Ryan, Atl.	156	110	70.5	1220	7.82	6	3.8	6	3.8	90.2
12)	Bridgewater, Min.	110	73	66.4	820	7.45	3	2.7	2	1.8	90.0
13)	*Winston, T.B.	175	105	60.0	1288	7.36	7	4.0	5	2.9	84.2
14)	Brees, N.O.	195	123	63.1	1387	7.11	7	3.6	6	3.1	83.4
15)	Gabbert, S.F.	94	57	60.6	613	6.52	2	2.1	2	2.1	78.0
16)	Moore, Dal.	42	24	57.1	330	7.86	1	2.4	2	4.8	70.5
17)	Cassel, Buf.-Dal.	81	44	54.3	474	5.85	3	3.7	3	3.7	68.6
18)	Sanchez, Phi.	44	28	63.6	288	6.55	1	2.3	3	6.8	61.6
19)	Foles, St.L	96	50	52.1	588	6.13	3	3.1	5	5.2	5

WEEK 17 / THROUGH SUNDAY, JANUARY 3, 2016

NFL / FOURTH-QUARTER PASSING LEADERS

Rank	Player, Team	Att	Comp	Comp%	Yards	YPA	TD	TD%	Int	Int%	Rating
1)	Wilson, Sea.	124	84	67.7	1055	8.51	9	7.3	1	0.8	114.8
2)	Brady, N.E.	162	106	65.4	1367	8.44	12	7.4	2	1.2	111.3
3)	Palmer, Ariz	117	75	64.1	978	8.36	8	6.8	1	0.9	109.6
4)	Newton, Car.	102	63	61.8	832	8.16	7	6.9	1	1.0	106.3
5)	Weeden, Dal.-Hou.	46	33	71.7	350	7.61	3	6.5	1	2.2	106.3
6)	Dalton, Cin.	100	65	65.0	814	8.14	7	7.0	2	2.0	105.2
7)	A. Smith, K.C.	109	71	65.1	863	7.92	6	5.5	1	0.9	103.9
8)	McCown, Cle.	68	46	67.6	612	9.00	5	7.4	3	4.4	102.1
9)	Taylor, Buf.	98	60	61.2	785	8.01	7	7.1	2	2.0	101.8
10)	Manning, NY-G	162	99	61.1	1216	7.51	11	6.8	3	1.9	99.2
11)	Luck, Ind.	114	67	58.8	827	7.25	9	7.9	3	2.6	96.6
12)	Cousins, Was.	159	106	66.7	1021	6.42	7	4.4	1	0.6	96.4
13)	Rivers, S.D.	195	124	63.6	1528	7.84	10	5.1	4	2.1	96.3
14)	Stafford, Det.	170	112	65.9	1227	7.22	8	4.7	3	1.8	95.4
15)	Hoyer, Hou.	100	56	56.0	758	7.58	7	7.0	2	2.0	95.3
16)	Cutler, Chi.	142	86	60.6	1114	7.85	8	5.6	4	2.8	92.3
17)	A. Rodgers, G.B.	158	93	58.9	1140	7.22	10	6.3	4	2.5	91.7
18)	Kaepernick, S.F.	72	39	54.2	542	7.53	4	5.6	1	1.4	91.3
19)	Bradford, Phi.	124	85	68.5	965	7.78	6	4.8	5	4.0	91.0
20)	Roethlisberger, Pit.	110	73	66.4	884	8.04	10	9.1	8	7.3	90.9
21)	Ryan, Atl.	156	110	70.5	1220	7.82	6	3.8	6	3.8	90.2
22)	Bortles, Jac.	193	111	57.5	1442	7.47	14	7.3	7	3.6	90.2
23)	Bridgewater, Min.	110	73	66.4	820	7.45	3	2.7	2	1.8	90.0
24)	Tannehill, Mia.	196	111	56.6	1343	6.85	8	4.1	3	1.5	85.1
25)	*Winston, T.B.	175	105	60.0	1288	7.36	7	4.0	5	2.9	84.2
26)	Brees, N.O.	195	123	63.1	1387	7.11	7	3.6	6	3.1	83.4
27)	Flacco, Bal.	122	69	56.6	828	6.79	5	4.1	3	2.5	80.9
28)	Hasselbeck, Ind.	50	32	64.0	326	6.52	2	4.0	2	4.0	79.3
29)	Gabbert, S.F.	94	57	60.6	613	6.52	2	2.1	2	2.1	78.0
30)	Oswelder, Den.	84	46	54.8	540	6.43	3	3.6	2	2.4	76.5
31)	*Mariota, Ten.	110	64	58.2	743	6.75	4	3.6	4	3.6	75.7
32)	Mallett, Hou.-Bal.	57	31	54.4	412	7.23	2	3.5	2	3.5	74.6
33)	Manning, Den.	71	38	53.5	539	7.59	4	5.6	4	5.6	73.6
34)	Fitzpatrick, NY-J	145	84	57.9	925	6.38	8	5.5	8	5.5	72.3
35)	Moore, Dal.	42	24	57.1	330	7.86	1	2.4	2	4.8	70.5
36)	Cassel, Buf.-Dal.	81	44	54.3	474	5.85	3	3.7	3	3.7	68.6
37)	Mettenberger, Ten.	62	40	64.5	426	6.87	2	3.2	4	6.5	68.3
38)	Carr, Oak.	170	97	57.1	949	5.58	6	3.5	7	4.1	67.5
39)	Sanchez, Phi.	44	28	63.6	288	6.55	1	2.3	3	6.8	61.6
40)	Foles, St.L	96	50	52.1	588	6.13	3	3.1	5	5.2	59.7
41)	Manziel, Cle.	77	35	45.5	394	5.12	2	2.6	2	2.6	59.1
42)	Clausen, Chi.-Bal.	46	24	52.2	241	5.24	0	0.0	3	6.5	40.2

WEEK 17 / THROUGH SUNDAY, JANUARY 3, 2016**AFC / THIRD-DOWN PASSING LEADERS**

Rank	Player, Team	Att	Comp	Comp%	Yards	YPA	TD	TD%	Int	Int%	Rating
1)	Brady, N.E.	145	92	63.4	1147	7.91	10	6.9	2	1.4	105.2
2)	Roethlisberger, Pit.	109	70	64.2	1086	9.96	5	4.6	3	2.8	100.9
3)	Dalton, Cin.	94	59	62.8	867	9.22	6	6.4	4	4.3	96.4
4)	Hoyer, Hou.	105	61	58.1	748	7.12	6	5.7	1	1.0	95.3
5)	Fitzpatrick, NY-J	156	91	58.3	1090	6.99	11	7.1	6	3.8	87.3
6)	Taylor, Buf.	120	70	58.3	875	7.29	7	5.8	4	3.3	86.6
7)	Rivers, S.D.	172	107	62.2	1297	7.54	8	4.7	6	3.5	86.3
8)	Carr, Oak.	163	93	57.1	1183	7.26	8	4.9	5	3.1	83.4
9)	A. Smith, K.C.	121	78	64.5	801	6.62	2	1.7	2	1.7	82.0
10)	*Mariota, Ten.	102	58	56.9	778	7.63	4	3.9	4	3.9	78.0
11)	Tannehill, Mia.	163	91	55.8	1061	6.51	5	3.1	4	2.5	75.7
12)	Bortles, Jac.	146	74	50.7	945	6.47	6	4.1	4	2.7	73.6
13)	Flacco, Bal.	103	57	55.3	633	6.15	3	2.9	4	3.9	67.3
14)	Manning, Den.	99	54	54.5	566	5.72	4	4.0	8	8.1	51.2

NFC / THIRD-DOWN PASSING LEADERS

Rank	Player, Team	Att	Comp	Comp%	Yards	YPA	TD	TD%	Int	Int%	Rating
1)	Palmer, Ariz	142	92	64.8	1279	9.01	14	9.9	2	1.4	120.6
2)	Wilson, Sea.	131	88	67.2	1182	9.02	11	8.4	2	1.5	117.3
3)	Cutler, Chi.	141	91	64.5	1242	8.81	7	5.0	2	1.4	103.2
4)	Newton, Car.	127	64	50.4	923	7.27	13	10.2	2	1.6	101.9
5)	Cousins, Was.	159	110	69.2	1112	6.99	12	7.5	5	3.1	100.9
6)	Bridgewater, Min.	132	88	66.7	1043	7.90	7	5.3	3	2.3	98.8
7)	Ryan, Atl.	169	107	63.3	1259	7.45	7	4.1	4	2.4	89.8
8)	Brees, N.O.	168	114	67.9	1396	8.31	3	1.8	4	2.4	89.3
9)	Manning, NY-G	164	96	58.5	1169	7.13	10	6.1	6	3.7	85.6
10)	A. Rodgers, G.B.	129	67	51.9	877	6.80	7	5.4	2	1.6	85.3
11)	Gabbert, S.F.	80	48	60.0	504	6.30	2	2.5	2	2.5	76.3
12)	Bradford, Phi.	146	80	54.8	798	5.47	5	3.4	2	1.4	76.2
13)	*Winston, T.B.	149	83	55.7	1031	6.92	8	5.4	8	5.4	72.9
14)	Stafford, Det.	145	85	58.6	918	6.33	6	4.1	8	5.5	68.1
15)	Foles, St.L	120	54	45.0	617	5.14	5	4.2	5	4.2	57.5

NFL / THIRD-DOWN PASSING LEADERS

Rank	Player, Team	Att	Comp	Comp%	Yards	YPA	TD	TD%	Int	Int%	Rating
1)	Palmer, Ariz	142	92	64.8	1279	9.01	14	9.9	2	1.4	120.6
2)	Wilson, Sea.	131	88	67.2	1182	9.02	11	8.4	2	1.5	117.3
3)	Brady, N.E.	145	92	63.4	1147	7.91	10	6.9	2	1.4	105.2
4)	Cutler, Chi.	141	91	64.5	1242	8.81	7	5.0	2	1.4	103.2
5)	Newton, Car.	127	64	50.4	923	7.27	13	10.2	2	1.6	101.9
6)	Roethlisberger, Pit.	109	70	64.2	1086	9.96	5	4.6	3	2.8	100.9
7)	Cousins, Was.	159	110	69.2	1112	6.99	12	7.5	5	3.1	100.9
8)	Bridgewater, Min.	132	88	66.7	1043	7.90	7	5.3	3	2.3	98.8
9)	Dalton, Cin.	94	59	62.8	867	9.22	6	6.4	4	4.3	96.4
10)	Hoyer, Hou.	105	61	58.1	748	7.12	6	5.7	1	1.0	95.3
11)	Ryan, Atl.	169	107	63.3	1259	7.45	7	4.1	4	2.4	89.8
12)	Brees, N.O.	168	114	67.9	1396	8.31	3	1.8	4	2.4	89.3
13)	Fitzpatrick, NY-J	156	91	58.3	1090	6.99	11	7.1	6	3.8	87.3
14)	Taylor, Buf.	120	70	58.3	875	7.29	7	5.8	4	3.3	86.6
15)	Rivers, S.D.	172	107	62.2	1297	7.54	8	4.7	6	3.5	86.3
16)	Manning, NY-G	164	96	58.5	1169	7.13	10	6.1	6	3.7	85.6
17)	A. Rodgers, G.B.	129	67	51.9	877	6.80	7	5.4	2	1.6	85.3
18)	Carr, Oak.	163	93	57.1	1183	7.26	8	4.9	5	3.1	83.4
19)	A. Smith, K.C.	121	78	64.5	801	6.62	2	1.7	2	1.7	82.0
20)	*Mariota, Ten.	102	58	56.9	778	7.63	4	3.9	4	3.9	78.0
21)	Gabbert, S.F.	80	48	60.0	504	6.30	2	2.5	2	2.5	76.3
22)	Bradford, Phi.	146	80	54.8	798	5.47	5	3.4	2	1.4	76.2
23)	Tannehill, Mia.	163	91	55.8	1061	6.51	5	3.1	4	2.5	75.7
24)	Bortles, Jac.	146	74	50.7	945	6.47	6	4.1	4	2.7	73.6
25)	*Winston, T.B.	149	83	55.7	1031	6.92	8	5.4	8	5.4	72.9
26)	Stafford, Det.	145	85	58.6	918	6.33	6	4.1	8	5.5	68.1
27)	Flacco, Bal.	103	57	55.3	633	6.15	3	2.9	4	3.9	67.3
28)	Foles, St.L	120	54	45.0	617	5.14	5	4.2	5	4.2	57.5
29)	Manning, Den.	99	54	54.5	566	5.72	4	4.0	8	8.1	51.2

WEEK 17 / THROUGH SUNDAY, JANUARY 3, 2016

AFC / LEADING RUSHERS

Rank	Player, Team	Att	Yards	Avg	Long	TD
1)	Ivory, NY-J	247	1070	4.3	58	7
2)	Murray, Oak.	266	1066	4.0	54	6
3)	Gore, Ind.	260	967	3.7	37t	6
4)	D. Williams, Pit.	200	907	4.5	55	11
5)	McCoy, Buf.	203	895	4.4	48t	3
6)	Miller, Mia.	194	872	4.5	85t	8
7)	Hillman, Den.	207	863	4.2	72t	7
8)	J. Hill, Cin.	223	794	3.6	38t	11
9)	*Yeldon, Jac.	182	740	4.1	45	2
10)	Bernard, Cin.	154	730	4.7	28	2
11)	C. Anderson, Den.	152	720	4.7	48t	5
12)	Crowell, Cle.	185	706	3.8	54	4
13)	Blount, N.E.	165	703	4.3	38t	6
14)	Blue, Hou.	183	698	3.8	41	2
15t)	Forsett, Bal.	151	641	4.2	33	2
15t)	*Gordon, S.D.	184	641	3.5	27	0
17)	West, K.C.	160	634	4.0	38t	4
18)	Taylor, Buf. (QB)	104	568	5.5	31	4
19)	Bell, Pit.	113	556	4.9	42	3
20)	Andrews, Ten.	143	520	3.6	38	3
21)	*Ka. Williams, Buf.	93	517	5.6	41t	7
22)	*Allen, Bal.	137	514	3.8	44	1
23)	A. Smith, K.C. (QB)	84	498	5.9	49	2
24)	Ware, K.C.	72	403	5.6	52	6
25)	*D. Johnson, Cle.	104	379	3.6	39	0
26)	Charles, K.C.	71	364	5.1	34t	4
27)	Woodhead, S.D.	98	336	3.4	27	3
28)	Polk, Hou.	99	334	3.4	20	1
29)	B. Powell, NY-J	70	313	4.5	24	1
30)	Bortles, Jac. (QB)	52	310	6.0	28	2
31)	Grimes, Hou.	56	282	5.0	37	1
32)	Fitzpatrick, NY-J (QB)	60	270	4.5	19	2
33)	Gillislee, Ariz-Buf.	47	267	5.7	60t	3
34)	D. Robinson, Jac.	67	266	4.0	31	1
35)	*Mariota, Ten. (QB)	34	252	7.4	87t	2
36)	McCluster, Ten.	55	247	4.5	44	1
37)	Lewis, N.E.	49	234	4.8	13	2
38)	West, Ten.-Bal.	62	231	3.7	17	0
39)	Manziel, Cle. (QB)	37	230	6.2	34	0
40)	D. Brown, S.D.	59	229	3.9	53	1
41)	Bolden, N.E.	63	207	3.3	14	0
42)	Luck, Ind. (QB)	33	196	5.9	25	0
43)	Sankey, Ten.	47	193	4.1	16	1
44)	*Ajayi, Mia.	49	187	3.8	24	1
45)	Gray, Mia.-Jac.	45	176	3.9	23	0
46)	Foster, Hou.	63	163	2.6	16	1
47)	*Cobb, Ten.	52	146	2.8	12	1
48)	Dalton, Cin. (QB)	57	142	2.5	12	3
49)	Tannehill, Mia. (QB)	32	141	4.4	28	1
50)	Carr, Oak. (QB)	33	138	4.2	24	0

NFL / LEADING RUSHERS

Rank	Player, Team	Att	Yards	Avg	Long	TD
1)	Peterson, Min.	327	1485	4.5	80t	11
2)	D. Martin, T.B.	288	1402	4.9	84	6
3)	*Gurley, St.L	229	1106	4.8	71t	10
4)	McFadden, Dal.	239	1089	4.6	50	3
5)	Ivory, NY-J	247	1070	4.3	58	7
6)	Murray, Oak.	266	1066	4.0	54	6
7)	Freeman, Atl.	264	1061	4.0	39	11
8)	Stewart, Car.	242	989	4.1	44	6
9)	Gore, Ind.	260	967	3.7	37t	6
10)	D. Williams, Pit.	200	907	4.5	55	11
11)	Forte, Chi.	218	898	4.1	27	4
12)	McCoy, Buf.	203	895	4.4	48t	3
13)	Miller, Mia.	194	872	4.5	85t	8
14t)	Hillman, Den.	207	863	4.2	72t	7
14t)	Jennings, NY-G	195	863	4.4	38t	3
16)	*Rawls, Sea.	147	830	5.6	69t	4
17)	C. Johnson, Ariz	196	814	4.2	62	3
18)	J. Hill, Cin.	223	794	3.6	38t	11
19)	Ingram, N.O.	166	769	4.6	70	6
20)	Lacy, G.B.	187	758	4.1	29	3
21)	Morris, Was.	202	751	3.7	48	1
22)	*Yeldon, Jac.	182	740	4.1	45	2
23)	Bernard, Cin.	154	730	4.7	28	2
24)	C. Anderson, Den.	152	720	4.7	48t	5
25)	Crowell, Cle.	185	706	3.8	54	4

NFC / LEADING RUSHERS

Rank	Player, Team	Att	Yards	Avg	Long	TD
1)	Peterson, Min.	327	1485	4.5	80t	11
2)	D. Martin, T.B.	288	1402	4.9	84	6
3)	*Gurley, St.L	229	1106	4.8	71t	10
4)	McFadden, Dal.	239	1089	4.6	50	3
5)	Freeman, Atl.	264	1061	4.0	39	11
6)	Stewart, Car.	242	989	4.1	44	6
7)	Forte, Chi.	218	898	4.1	27	4
8)	Jennings, NY-G	195	863	4.4	38t	3
9)	*Rawls, Sea.	147	830	5.6	69t	4
10)	C. Johnson, Ariz	196	814	4.2	62	3
11)	Ingram, N.O.	166	769	4.6	70	6
12)	Lacy, G.B.	187	758	4.1	29	3
13)	Morris, Was.	202	751	3.7	48	1
14)	Murray, Phi.	193	702	3.6	54t	6
15)	Newton, Car. (QB)	132	636	4.8	47	10
16)	Starks, G.B.	148	601	4.1	65t	2
17)	*Abdullah, Det.	143	597	4.2	36	2
18)	*D. Johnson, Ariz	125	581	4.6	47t	8
19)	Wilson, Sea. (QB)	103	553	5.4	24	1
20)	Mathews, Phi.	106	539	5.1	63t	6
21)	*Langford, Chi.	148	537	3.6	23	6
22)	Sims, T.B.	107	529	4.9	59	0
23)	*Jones, Was.	144	490	3.4	39t	3
24)	Hyde, S.F.	115	470	4.1	22	3
25)	Austin, St.L (WR)	52	434	8.3	60	4
26)	Lynch, Sea.	111	417	3.8	24	3
27)	*Coleman, Atl.	87	392	4.5	46	1
28)	Hightower, N.O.	96	375	3.9	26	4
29)	A. Rodgers, G.B. (QB)	58	344	5.9	18	1
30)	Sproles, Phi.	83	317	3.8	27	3
31)	Randle, Dal.	76	315	4.1	37t	4
32)	Bell, Det.	90	311	3.5	36	4
33)	Ellington, Ariz	45	289	6.4	63t	3
34)	Draughn, Cle.-S.F.	78	273	3.5	30	1
35)	McKinnon, Min.	52	271	5.2	68t	2
36)	Vereen, NY-G	61	260	4.3	39	0
37)	Williams, NY-G	88	257	2.9	35	1
38t)	Kaepernick, S.F. (QB)	45	256	5.7	15	1
38t)	Tolbert, Car.	62	256	4.1	29	1
40)	Michael, Dal.-Was.-Sea.	54	243	4.5	45	0
41)	Thompson, Was.	35	216	6.2	42	0
42)	*Winston, T.B. (QB)	54	213	3.9	21	6
43)	Mason, St.L	75	207	2.8	15	1
44)	Cutler, Chi. (QB)	38	201	5.3	26	1
45)	Turbin, Cle.-Dal.	50	199	4.0	22	1
46)	Bridgewater, Min. (QB)	44	192	4.4	19	3
47)	Harris, ALL totals	48	189	3.9	47	0
48)	Gabbert, S.F. (QB)	32	185	5.8	44t	1
49)	*Artis-Payne, Car.	45	183	4.1	31	1
50)	Robinson, N.O.	56	180	3.2	14	4

26)	Blount, N.E.	165	703	4.3	38t	6
27)	Murray, Phi.	193	702	3.6	54t	6
28)	Blue, Hou.	183	698	3.8	41	2
29t)	Forsett, Bal.	151	641	4.2	33	2
29t)	*Gordon, S.D.	184	641	3.5	27	0
31)	Newton, Car. (QB)	132	636	4.8	47	10
32)	West, K.C.	160	634	4.0	38t	4
33)	Starks, G.B.	148	601	4.1	65t	2
34)	*Abdullah, Det.	143	597	4.2	36	2
35)	*D. Johnson, Ariz	125	581	4.6	47t	8
36)	Taylor, Buf. (QB)	104	568	5.5	31	4
37)	Bell, Pit.	113	556	4.9	42	3
38)	Wilson, Sea. (QB)	103	553	5.4	24	1
39)	Mathews, Phi.	106	539	5.1	63t	6
40)	*Langford, Chi.	148	537	3.6	23	6
41)	Sims, T.B.	107	529	4.9	59	0
42)	Andrews, Ten.	143	520	3.6	38	3
43)	*Ka. Williams, Buf.	93	517	5.6	41t	7
44)	*Allen, Bal.	137	514	3.8	44	1
45)	A. Smith, K.C. (QB)	84	498	5.9	49	2
46)	*Jones, Was.	144	490	3.4	39t	3
47)	Hyde, S.F.	115	470	4.1	22	3
48)	Austin, St.L (WR)	52	434	8.3	60	4
49)	Lynch, Sea.	111	417	3.8	24	3
50)	Ware, K.C.	72	403	5.6	52	6

AFC / THIRD-AND-ONE RUSHING LEADERS

Rank	Player, Team	Att	FD	Pct
1t)	Fitzpatrick, NY-J	5	5	100.0
1t)	Woodhead, S.D.	5	5	100.0
1t)	McCown, Cle.	4	4	100.0
4)	Brady, N.E.	8	7	87.5
5)	West, K.C.	11	9	81.8
6)	Murray, Oak.	11	8	72.7
7t)	*Gordon, S.D.	9	6	66.7
7t)	C. Anderson, Den.	6	4	66.7
7t)	Bernard, Cin.	6	4	66.7
7t)	Hillman, Den.	6	4	66.7
7t)	D. Williams, Pit.	6	4	66.7
7t)	*Ka. Williams, Buf.	6	4	66.7
13t)	Blount, N.E.	8	5	62.5
13t)	Miller, Mia.	8	5	62.5
15)	Gore, Ind.	10	6	60.0
16)	Ivory, NY-J	13	7	53.8
17)	*Allen, Bal.	8	4	50.0
18)	Forsett, Bal.	9	4	44.4

NFC / THIRD-AND-ONE RUSHING LEADERS

Rank	Player, Team	Att	FD	Pct
1t)	Murray, Phi.	12	12	100.0
1t)	Morris, Was.	5	5	100.0
1t)	Bell, Det.	4	4	100.0
4)	Newton, Car.	11	10	90.9
5)	D. Martin, T.B.	9	8	88.9
6t)	Peterson, Min.	6	5	83.3
6t)	*Rawls, Sea.	6	5	83.3
8)	Freeman, Atl.	11	9	81.8
9t)	*Langford, Chi.	5	4	80.0
9t)	Michael, Dal.-Was.-Sea.	5	4	80.0
11)	Ingram, N.O.	8	6	75.0
12)	*D. Johnson, Ariz	7	5	71.4
13t)	Jennings, NY-G	9	6	66.7
13t)	Lynch, Sea.	9	6	66.7
13t)	McFadden, Dal.	9	6	66.7
13t)	Hightower, N.O.	6	4	66.7
13t)	*Jones, Was.	6	4	66.7
13t)	Tolbert, Car.	6	4	66.7
19t)	Lacy, G.B.	8	4	50.0
19t)	Starks, G.B.	8	4	50.0
21)	Forte, Chi.	11	5	45.5

NFL / THIRD-AND-ONE RUSHING LEADERS

Rank	Player, Team	Att	FD	Pct
1t)	Murray, Phi.	12	12	100.0
1t)	Fitzpatrick, NY-J	5	5	100.0
1t)	Morris, Was.	5	5	100.0
1t)	Woodhead, S.D.	5	5	100.0
1t)	Bell, Det.	4	4	100.0
1t)	McCown, Cle.	4	4	100.0
7)	Newton, Car.	11	10	90.9
8)	D. Martin, T.B.	9	8	88.9
9)	Brady, N.E.	8	7	87.5
10t)	Peterson, Min.	6	5	83.3
10t)	*Rawls, Sea.	6	5	83.3
12t)	Freeman, Atl.	11	9	81.8
12t)	West, K.C.	11	9	81.8
14t)	*Langford, Chi.	5	4	80.0
14t)	Michael, Dal.-Was.-Sea.	5	4	80.0
16)	Ingram, N.O.	8	6	75.0
17)	Murray, Oak.	11	8	72.7
18)	*D. Johnson, Ariz	7	5	71.4
19t)	*Gordon, S.D.	9	6	66.7
19t)	Jennings, NY-G	9	6	66.7
19t)	Lynch, Sea.	9	6	66.7
19t)	McFadden, Dal.	9	6	66.7
19t)	C. Anderson, Den.	6	4	66.7
19t)	Bernard, Cin.	6	4	66.7
19t)	Hightower, N.O.	6	4	66.7
19t)	Hillman, Den.	6	4	66.7
19t)	*Jones, Was.	6	4	66.7
19t)	Tolbert, Car.	6	4	66.7
19t)	D. Williams, Pit.	6	4	66.7
19t)	*Ka. Williams, Buf.	6	4	66.7
31t)	Blount, N.E.	8	5	62.5
31t)	Miller, Mia.	8	5	62.5
33)	Gore, Ind.	10	6	60.0
34)	Ivory, NY-J	13	7	53.8
35t)	*Allen, Bal.	8	4	50.0
35t)	Lacy, G.B.	8	4	50.0
35t)	Starks, G.B.	8	4	50.0
38)	Forte, Chi.	11	5	45.5
39)	Forsett, Bal.	9	4	44.4

WEEK 17 / THROUGH SUNDAY, JANUARY 3, 2016

AFC / LEADERS IN RECEPTIONS

Rank	Player, Team	Rec	Yards	Avg	Long	TD
1)	Brown, Pit.	136	1834	13.5	59	10
2)	Hopkins, Hou.	111	1521	13.7	61t	11
3)	Landry, Mia.	110	1157	10.5	50t	4
4)	Marshall, NY-J	109	1502	13.8	69t	14
5)	Thomas, Den.	105	1304	12.4	72t	6
6)	Walker, Ten. (TE)	94	1088	11.6	61t	6
7)	Maclin, K.C.	87	1088	12.5	61	8
8)	Green, Cin.	86	1297	15.1	80t	10
9)	Crabtree, Oak.	85	922	10.8	38t	9
10t)	A. Robinson, Jac.	80	1400	17.5	90t	14
10t)	Decker, NY-J	80	1027	12.8	35	12
10t)	Woodhead, S.D. (RB)	80	755	9.4	61	6
13)	Barnidge, Cle. (TE)	79	1043	13.2	40	9
14)	Sanders, Den.	76	1135	14.9	75t	6
15)	Aiken, Bal.	75	944	12.6	48t	5
16t)	Gronkowski, N.E. (TE)	72	1176	16.3	76t	11
16t)	*Cooper, Oak.	72	1070	14.9	68t	6
16t)	Kelce, K.C. (TE)	72	875	12.2	42t	5
19)	Hilton, Ind.	69	1124	16.3	87t	5
20)	Benjamin, Cle.	68	966	14.2	61	5
21)	K. Allen, S.D.	67	725	10.8	38	4
22t)	M. Jones, Cin.	65	816	12.6	47	4
22t)	Amendola, N.E.	65	648	10.0	41	3
24t)	Hurns, Jac.	64	1031	16.1	80t	10
24t)	Moncrief, Ind.	64	733	11.5	33	6
26t)	Edelman, N.E.	61	692	11.3	59t	7
26t)	*D. Johnson, Cle. (RB)	61	534	8.8	52	2
28t)	S. Watkins, Buf.	60	1047	17.5	63	9
28t)	Miller, Pit. (TE)	60	535	8.9	27	2
30)	Gates, S.D. (TE)	56	630	11.3	40	5
31)	Fleener, Ind. (TE)	54	491	9.1	57t	3
32)	Eifert, Cin. (TE)	52	615	11.8	31	13
33)	Clay, Buf. (TE)	51	528	10.4	40t	3
34)	Bryant, Pit.	50	765	15.3	88t	6
35)	Bernard, Cin. (RB)	49	472	9.6	45	0
36t)	N. Washington, Hou.	47	658	14.0	49	4
36t)	Woods, Buf.	47	552	11.7	37	3
36t)	Miller, Mia. (RB)	47	397	8.4	54t	2
36t)	B. Powell, NY-J (RB)	47	388	8.3	25t	2
40t)	S. Smith, Bal.	46	670	14.6	50t	3
40t)	Hartline, Cle.	46	523	11.4	41	2
40t)	Daniels, Den. (TE)	46	517	11.2	37	3
40t)	J. Thomas, Jac. (TE)	46	455	9.9	34	5
44t)	S. Johnson, S.D.	45	497	11.0	34	3
44t)	*Allen, Bal. (RB)	45	353	7.8	41t	2
46)	Wheaton, Pit.	44	749	17.0	72t	5
47)	Matthews, Mia.	43	662	15.4	53t	4
48)	Shorts, Hou.	42	484	11.5	42	2
49t)	A. Johnson, Ind.	41	503	12.3	35	4
49t)	Juszczyk, Bal. (RB)	41	321	7.8	39	4
49t)	Murray, Oak. (RB)	41	232	5.7	23	0

NFL / LEADERS IN RECEPTIONS

Rank	Player, Team	Rec	Yards	Avg	Long	TD
1t)	Jones, Atl.	136	1871	13.8	70t	8
1t)	Brown, Pit.	136	1834	13.5	59	10
3)	Hopkins, Hou.	111	1521	13.7	61t	11
4)	Landry, Mia.	110	1157	10.5	50t	4
5t)	Marshall, NY-J	109	1502	13.8	69t	14
5t)	Fitzgerald, Ariz	109	1215	11.1	44	9
7)	Thomas, Den.	105	1304	12.4	72t	6
8)	Beckham, NY-G	96	1450	15.1	87t	13
9)	Walker, Ten. (TE)	94	1088	11.6	61t	6
10)	Tate, Det.	90	813	9.0	43	6
11)	C. Johnson, Det.	88	1214	13.8	57	9
12t)	Maclin, K.C.	87	1088	12.5	61	8
12t)	Reed, Was. (TE)	87	952	10.9	32	11
14)	Green, Cin.	86	1297	15.1	80t	10
15t)	Matthews, Phi.	85	997	11.7	78t	8
15t)	Crabtree, Oak.	85	922	10.8	38t	9
17)	Cooks, N.O.	84	1138	13.5	71t	9
18t)	A. Robinson, Jac.	80	1400	17.5	90t	14
18t)	Decker, NY-J	80	1027	12.8	35	12
18t)	Woodhead, S.D. (RB)	80	755	9.4	61	6
18t)	Riddick, Det. (RB)	80	697	8.7	34	3
22t)	Barnidge, Cle. (TE)	79	1043	13.2	40	9
22t)	Cobb, G.B.	79	829	10.5	53t	6
24)	Baldwin, Sea.	78	1069	13.7	80t	14

NFC / LEADERS IN RECEPTIONS

Rank	Player, Team	Rec	Yards	Avg	Long	TD
1)	Jones, Atl.	136	1871	13.8	70t	8
2)	Fitzgerald, Ariz	109	1215	11.1	44	9
3)	Beckham, NY-G	96	1450	15.1	87t	13
4)	Tate, Det.	90	813	9.0	43	6
5)	C. Johnson, Det.	88	1214	13.8	57	9
6)	Reed, Was. (TE)	87	952	10.9	32	11
7)	Matthews, Phi.	85	997	11.7	78t	8
8)	Cooks, N.O.	84	1138	13.5	71t	9
9)	Riddick, Det. (RB)	80	697	8.7	34	3
10)	Cobb, G.B.	79	829	10.5	53t	6
11)	Baldwin, Sea.	78	1069	13.7	80t	14
12t)	Olsen, Car. (TE)	77	1104	14.3	52	7
12t)	Witten, Dal. (TE)	77	713	9.3	35	3
14)	Ertz, Phi. (TE)	75	853	11.4	60	2
15t)	Evans, T.B.	74	1206	16.3	68	3
15t)	Watson, N.O. (TE)	74	825	11.1	46	6
17)	Freeman, Atl. (RB)	73	578	7.9	44	3
18)	Garcon, Was.	72	777	10.8	39t	6
19t)	Snead, N.O.	69	984	14.3	63	3
19t)	Boldin, S.F.	69	789	11.4	51	4
21)	Jo. Brown, Ariz	65	1003	15.4	68	7
22t)	Tamme, Atl. (TE)	59	657	11.1	41	1
22t)	*Crowder, Was.	59	604	10.2	44	2
22t)	Vereen, NY-G (RB)	59	495	8.4	37	4
25)	R. Rodgers, G.B. (TE)	58	510	8.8	61t	8
26)	Randle, NY-G	57	797	14.0	72t	8
27)	Sproles, Phi. (RB)	55	388	7.1	35t	1
28)	Jeffery, Chi.	54	807	14.9	50	4
29)	Bennett, Chi. (TE)	53	439	8.3	24t	3
30t)	Floyd, Ariz	52	849	16.3	60t	6
30t)	Te. Williams, Dal.	52	840	16.2	42t	3
30t)	*Diggs, Min.	52	720	13.8	40t	4
30t)	Beasley, Dal.	52	536	10.3	30	5
30t)	Austin, St.L	52	473	9.1	66t	5
35t)	*Lockett, Sea.	51	664	13.0	49t	6
35t)	Sims, T.B. (RB)	51	561	11.0	56	4
37t)	J. Jones, G.B.	50	890	17.8	65t	8
37t)	Adams, G.B.	50	483	9.7	40	1
37t)	Ingram, N.O. (RB)	50	405	8.1	59	0
40t)	Kearse, Sea.	49	685	14.0	50	5
40t)	Rudolph, Min. (TE)	49	495	10.1	47t	5
42)	Graham, Sea. (TE)	48	605	12.6	45	2
43)	Ebron, Det. (TE)	47	537	11.4	55	5
44)	Colston, N.O.	45	520	11.6	53t	4
45t)	Ginn, Car.	44	739	16.8	74t	10
45t)	Forte, Chi. (RB)	44	389	8.8	38	3
45t)	Murray, Phi. (RB)	44	322	7.3	44	1
48t)	White, Atl.	43	506	11.8	25	1
48t)	Starks, G.B. (RB)	43	392	9.1	30	3
50)	*Tye, NY-G (TE)	42	464	11.0	45	3

25t)	Olsen, Car. (TE)	77	1104	14.3	52	7
25t)	Witten, Dal. (TE)	77	713	9.3	35	3
27)	Sanders, Den.	76	1135	14.9	75t	6
28t)	Aiken, Bal.	75	944	12.6	48t	5
28t)	Ertz, Phi. (TE)	75	853	11.4	60	2
30t)	Evans, T.B.	74	1206	16.3	68	3
30t)	Watson, N.O. (TE)	74	825	11.1	46	6
32)	Freeman, Atl. (RB)	73	578	7.9	44	3
33t)	Gronkowski, N.E. (TE)	72	1176	16.3	76t	11
33t)	*Cooper, Oak.	72	1070	14.9	68t	6
33t)	Kelce, K.C. (TE)	72	875	12.2	42t	5
33t)	Garcon, Was.	72	777	10.8	39t	6
37t)	Hilton, Ind.	69	1124	16.3	87t	5
37t)	Snead, N.O.	69	984	14.3	63	3
37t)	Boldin, S.F.	69	789	11.4	51	4
40)	Benjamin, Cle.	68	966	14.2	61	5
41)	K. Allen, S.D.	67	725	10.8	38	4
42t)	Jo. Brown, Ariz	65	1003	15.4	68	7
42t)	M. Jones, Cin.	65	816	12.6	47	4
42t)	Amendola, N.E.	65	648	10.0	41	3
45t)	Hurns, Jac.	64	1031	16.1	80t	10
45t)	Moncrief, Ind.	64	733	11.5	33	6
47t)	Edelman, N.E.	61	692	11.3	59t	7
47t)	*D. Johnson, Cle. (RB)	61	534	8.8	52	2
49t)	S. Watkins, Buf.	60	1047	17.5	63	9
49t)	Miller, Pit. (TE)	60	535	8.9	27	2

WEEK 17 / THROUGH SUNDAY, JANUARY 3, 2016

AFC / RECEIVING YARDAGE LEADERS

Rank	Player, Team	Yards	Rec	Avg	Long	TD
1)	Brown, Pit.	1834	136	13.5	59	10
2)	Hopkins, Hou.	1521	111	13.7	61t	11
3)	Marshall, NY-J	1502	109	13.8	69t	14
4)	A. Robinson, Jac.	1400	80	17.5	90t	14
5)	Thomas, Den.	1304	105	12.4	72t	6
6)	Green, Cin.	1297	86	15.1	80t	10
7)	Gronkowski, N.E. (TE)	1176	72	16.3	76t	11
8)	Landry, Mia.	1157	110	10.5	50t	4
9)	Sanders, Den.	1135	76	14.9	75t	6
10)	Hilton, Ind.	1124	69	16.3	87t	5
11t)	Maclin, K.C.	1088	87	12.5	61	8
11t)	Walker, Ten. (TE)	1088	94	11.6	61t	6
13)	*Cooper, Oak.	1070	72	14.9	68t	6
14)	S. Watkins, Buf.	1047	60	17.5	63	9
15)	Barnidge, Cle. (TE)	1043	79	13.2	40	9
16)	Hurns, Jac.	1031	64	16.1	80t	10
17)	Decker, NY-J	1027	80	12.8	35	12
18)	Benjamin, Cle.	966	68	14.2	61	5
19)	Aiken, Bal.	944	75	12.6	48t	5
20)	Crabtree, Oak.	922	85	10.8	38t	9
21)	Kelce, K.C. (TE)	875	72	12.2	42t	5
22)	M. Jones, Cin.	816	65	12.6	47	4
23)	Bryant, Pit.	765	50	15.3	88t	6
24)	Woodhead, S.D. (RB)	755	80	9.4	61	6
25)	Wheaton, Pit.	749	44	17.0	72t	5
26)	Moncrief, Ind.	733	64	11.5	33	6
27)	K. Allen, S.D.	725	67	10.8	38	4
28)	Edelman, N.E.	692	61	11.3	59t	7
29)	S. Smith, Bal.	670	46	14.6	50t	3
30)	Matthews, Mia.	662	43	15.4	53t	4
31)	N. Washington, Hou.	658	47	14.0	49	4
32)	Amendola, N.E.	648	65	10.0	41	3
33)	Gates, S.D. (TE)	630	56	11.3	40	5
34)	Eifert, Cin. (TE)	615	52	11.8	31	13
35)	Floyd, S.D.	561	30	18.7	70t	3
36)	Woods, Buf.	552	47	11.7	37	3
37)	*Green-Beckham, Ten.	549	32	17.2	47t	4
38)	Miller, Pit. (TE)	535	60	8.9	27	2
39)	*D. Johnson, Cle. (RB)	534	61	8.8	52	2
40)	Clay, Buf. (TE)	528	51	10.4	40t	3
41)	Hartline, Cle.	523	46	11.4	41	2
42)	Daniels, Den. (TE)	517	46	11.2	37	3
43)	LaFell, N.E.	515	37	13.9	54	0
44)	A. Johnson, Ind.	503	41	12.3	35	4
45)	S. Johnson, S.D.	497	45	11.0	34	3
46)	*Parker, Mia.	494	26	19.0	49	3
47)	Fleener, Ind. (TE)	491	54	9.1	57t	3
48)	Inman, S.D.	486	35	13.9	68	3
49)	Shorts, Hou.	484	42	11.5	42	2
50)	Roberts, Oak.	480	32	15.0	43	5

NFL / RECEIVING YARDAGE LEADERS

Rank	Player, Team	Yards	Rec	Avg	Long	TD
1)	Jones, Atl.	1871	136	13.8	70t	8
2)	Brown, Pit.	1834	136	13.5	59	10
3)	Hopkins, Hou.	1521	111	13.7	61t	11
4)	Marshall, NY-J	1502	109	13.8	69t	14
5)	Beckham, NY-G	1450	96	15.1	87t	13
6)	A. Robinson, Jac.	1400	80	17.5	90t	14
7)	Thomas, Den.	1304	105	12.4	72t	6
8)	Green, Cin.	1297	86	15.1	80t	10
9)	Fitzgerald, Ariz	1215	109	11.1	44	9
10)	C. Johnson, Det.	1214	88	13.8	57	9
11)	Evans, T.B.	1206	74	16.3	68	3
12)	Gronkowski, N.E. (TE)	1176	72	16.3	76t	11
13)	Landry, Mia.	1157	110	10.5	50t	4
14)	Cooks, N.O.	1138	84	13.5	71t	9
15)	Sanders, Den.	1135	76	14.9	75t	6
16)	Hilton, Ind.	1124	69	16.3	87t	5
17)	Olsen, Car. (TE)	1104	77	14.3	52	7
18t)	Maclin, K.C.	1088	87	12.5	61	8
18t)	Walker, Ten. (TE)	1088	94	11.6	61t	6
20)	*Cooper, Oak.	1070	72	14.9	68t	6
21)	Baldwin, Sea.	1069	78	13.7	80t	14
22)	S. Watkins, Buf.	1047	60	17.5	63	9
23)	Barnidge, Cle. (TE)	1043	79	13.2	40	9
24)	Hurns, Jac.	1031	64	16.1	80t	10

NFC / RECEIVING YARDAGE LEADERS

Rank	Player, Team	Yards	Rec	Avg	Long	TD
1)	Jones, Atl.	1871	136	13.8	70t	8
2)	Beckham, NY-G	1450	96	15.1	87t	13
3)	Fitzgerald, Ariz	1215	109	11.1	44	9
4)	C. Johnson, Det.	1214	88	13.8	57	9
5)	Evans, T.B.	1206	74	16.3	68	3
6)	Cooks, N.O.	1138	84	13.5	71t	9
7)	Olsen, Car. (TE)	1104	77	14.3	52	7
8)	Baldwin, Sea.	1069	78	13.7	80t	14
9)	Jo. Brown, Ariz	1003	65	15.4	68	7
10)	Matthews, Phi.	997	85	11.7	78t	8
11)	Snead, N.O.	984	69	14.3	63	3
12)	Reed, Was. (TE)	952	87	10.9	32	11
13)	J. Jones, G.B.	890	50	17.8	65t	8
14)	Ertz, Phi. (TE)	853	75	11.4	60	2
15)	Floyd, Ariz	849	52	16.3	60t	6
16)	Te. Williams, Dal.	840	52	16.2	42t	3
17)	Cobb, G.B.	829	79	10.5	53t	6
18)	Watson, N.O. (TE)	825	74	11.1	46	6
19)	Tate, Det.	813	90	9.0	43	6
20)	Jeffery, Chi.	807	54	14.9	50	4
21)	Randle, NY-G	797	57	14.0	72t	8
22)	Boldin, S.F.	789	69	11.4	51	4
23)	Garcon, Was.	777	72	10.8	39t	6
24)	Ginn, Car.	739	44	16.8	74t	10
25)	*Diggs, Min.	720	52	13.8	40t	4
26)	Witten, Dal. (TE)	713	77	9.3	35	3
27)	Riddick, Det. (RB)	697	80	8.7	34	3
28)	Kearse, Sea.	685	49	14.0	50	5
29)	Britt, St.L	681	36	18.9	60t	3
30)	*Lockett, Sea.	664	51	13.0	49t	6
31)	T. Smith, S.F.	663	33	20.1	76t	4
32)	Tamme, Atl. (TE)	657	59	11.1	41	1
33)	Graham, Sea. (TE)	605	48	12.6	45	2
34)	*Crowder, Was.	604	59	10.2	44	2
35)	Freeman, Atl. (RB)	578	73	7.9	44	3
36)	Sims, T.B. (RB)	561	51	11.0	56	4
37)	Jackson, T.B.	543	33	16.5	36	3
38)	Ebron, Det. (TE)	537	47	11.4	55	5
39)	Beasley, Dal.	536	52	10.3	30	5
40)	D. Jackson, Was.	528	30	17.6	77t	4
41)	Colston, N.O.	520	45	11.6	53t	4
42)	R. Rodgers, G.B. (TE)	510	58	8.8	61t	8
43)	White, Atl.	506	43	11.8	25	1
44t)	Rudolph, Min. (TE)	495	49	10.1	47t	5
44t)	Vereen, NY-G (RB)	495	59	8.4	37	4
46)	Cotchery, Car.	485	39	12.4	59	3
47)	Adams, G.B.	483	50	9.7	40	1
48)	Cook, St.L (TE)	481	39	12.3	49	0
49t)	Austin, St.L	473	52	9.1	66t	5
49t)	*Funchess, Car.	473	31	15.3	52	5
49t)	Wallace, Min.	473	39	12.1	34	2

25)	Decker, NY-J	1027	80	12.8	35	12
26)	Jo. Brown, Ariz	1003	65	15.4	68	7
27)	Matthews, Phi.	997	85	11.7	78t	8
28)	Snead, N.O.	984	69	14.3	63	3
29)	Benjamin, Cle.	966	68	14.2	61	5
30)	Reed, Was. (TE)	952	87	10.9	32	11
31)	Aiken, Bal.	944	75	12.6	48t	5
32)	Crabtree, Oak.	922	85	10.8	38t	9
33)	J. Jones, G.B.	890	50	17.8	65t	8
34)	Kelce, K.C. (TE)	875	72	12.2	42t	5
35)	Ertz, Phi. (TE)	853	75	11.4	60	2
36)	Floyd, Ariz	849	52	16.3	60t	6
37)	Te. Williams, Dal.	840	52	16.2	42t	3
38)	Cobb, G.B.	829	79	10.5	53t	6
39)	Watson, N.O. (TE)	825	74	11.1	46	6
40)	M. Jones, Cin.	816	65	12.6	47	4
41)	Tate, Det.	813	90	9.0	43	6
42)	Jeffery, Chi.	807	54	14.9	50	4
43)	Randle, NY-G	797	57	14.0	72t	8
44)	Boldin, S.F.	789	69	11.4	51	4
45)	Garcon, Was.	777	72	10.8	39t	6
46)	Bryant, Pit.	765	50	15.3	88t	6
47)	Woodhead, S.D. (RB)	755	80	9.4	61	6
48)	Wheaton, Pit.	749	44	17.0	72t	5
49)	Ginn, Car.	739	44	16.8	74t	10
50)	Moncrief, Ind.	733	64	11.5	33	6

WEEK 17 / THROUGH SUNDAY, JANUARY 3, 2016

AFC / THIRD-DOWN RECEIVING LEADERS

Rank	Player, Team	Rec	Yards	Avg	Long	TD
1)	Brown, Pit.	42	642	15.3	59	3
2t)	Hopkins, Hou.	30	427	14.2	40	2
2t)	Walker, Ten. (TE)	30	422	14.1	61t	4
4)	Woodhead, S.D. (RB)	29	231	8.0	25	3
5t)	Marshall, NY-J	28	373	13.3	42	6
5t)	Thomas, Den.	28	292	10.4	24	1
7)	Decker, NY-J	27	352	13.0	35	2
8)	Sanders, Den.	26	342	13.2	64t	4
9)	Barnidge, Cle. (TE)	24	325	13.5	40	7
10t)	Moncrief, Ind.	23	295	12.8	33	2
10t)	*D. Johnson, Cle. (RB)	23	249	10.8	52	1
12)	Kelce, K.C. (TE)	22	280	12.7	38	0
13)	Landry, Mia.	21	209	10.0	25	1
14t)	Hurns, Jac.	20	268	13.4	59t	2
14t)	Hartline, Cle.	20	234	11.7	41	2
14t)	Amendola, N.E.	20	214	10.7	41	1
17t)	S. Watkins, Buf.	18	335	18.6	53	3
17t)	N. Washington, Hou.	18	215	11.9	49	1
17t)	Crabtree, Oak.	18	185	10.3	25	0
17t)	K. Allen, S.D.	18	169	9.4	20	0
21t)	Hilton, Ind.	17	260	15.3	48	1
21t)	Maclin, K.C.	17	166	9.8	31	0
23t)	Green, Cin.	16	298	18.6	47	2
23t)	M. Jones, Cin.	16	258	16.1	47	1
23t)	Inman, S.D.	16	250	15.6	68	2
23t)	Gronkowski, N.E. (TE)	16	176	11.0	28	2
23t)	B. Powell, NY-J (RB)	16	139	8.7	25t	2
28t)	Benjamin, Cle.	15	338	22.5	61	2
28t)	Aiken, Bal.	15	220	14.7	48t	1
30t)	Edelman, N.E.	14	166	11.9	30	2
30t)	Gates, S.D. (TE)	14	164	11.7	30	1
30t)	S. Johnson, S.D.	14	159	11.4	30	1
30t)	Shorts, Hou.	14	148	10.6	23	0
34t)	*Cooper, Oak.	13	327	25.2	68t	1
34t)	A. Robinson, Jac.	13	222	17.1	46t	3
34t)	Roberts, Oak.	13	208	16.0	36	3
34t)	Hankerson, ALL totals	13	184	14.2	55	2
34t)	Sanu, Cin.	13	155	11.9	24	0
34t)	Woods, Buf.	13	126	9.7	18	1
34t)	Miller, Pit. (TE)	13	117	9.0	17	0
41t)	White, N.E. (RB)	12	162	13.5	68	1
41t)	Cameron, Mia. (TE)	12	159	13.3	27	1
41t)	Hogan, Buf.	12	156	13.0	38t	2
41t)	S. Smith, Bal.	12	155	12.9	22	0
41t)	J. Thomas, Jac. (TE)	12	148	12.3	34	1
41t)	Eifert, Cin. (TE)	12	136	11.3	30	3
41t)	Rivera, Oak. (TE)	12	110	9.2	19	1
41t)	C. Anderson, Den. (RB)	12	96	8.0	12	0
41t)	Fleener, Ind. (TE)	12	85	7.1	14	0
41t)	Grimes, Hou. (RB)	12	76	6.3	14	1

NFL / THIRD-DOWN RECEIVING LEADERS

Rank	Player, Team	Rec	Yards	Avg	Long	TD
1)	Brown, Pit.	42	642	15.3	59	3
2)	Beckham, NY-G	31	455	14.7	72t	2
3t)	Hopkins, Hou.	30	427	14.2	40	2
3t)	Walker, Ten. (TE)	30	422	14.1	61t	4
5t)	Garcon, Was.	29	352	12.1	39t	3
5t)	Woodhead, S.D. (RB)	29	231	8.0	25	3
7t)	Jones, Atl.	28	392	14.0	70t	3
7t)	Marshall, NY-J	28	373	13.3	42	6
7t)	Thomas, Den.	28	292	10.4	24	1
10)	Decker, NY-J	27	352	13.0	35	2
11t)	Sanders, Den.	26	342	13.2	64t	4
11t)	Tate, Det.	26	267	10.3	43	2
13)	Snead, N.O.	25	354	14.2	41	1
14t)	Barnidge, Cle. (TE)	24	325	13.5	40	7
14t)	Reed, Was. (TE)	24	231	9.6	29	6
16t)	Moncrief, Ind.	23	295	12.8	33	2
16t)	Matthews, Phi.	23	271	11.8	43	3
16t)	*D. Johnson, Cle. (RB)	23	249	10.8	52	1
16t)	Sproles, Phi. (RB)	23	197	8.6	35t	1
20t)	C. Johnson, Det.	22	379	17.2	46	1
20t)	Evans, T.B.	22	315	14.3	26	1
20t)	Cooks, N.O.	22	307	14.0	47	1
20t)	Kelce, K.C. (TE)	22	280	12.7	38	0
20t)	Watson, N.O. (TE)	22	260	11.8	26	0
20t)	Witten, Dal. (TE)	22	199	9.0	24	1
26t)	Beasley, Dal.	21	240	11.4	30	2
26t)	Landry, Mia.	21	209	10.0	25	1
28t)	Baldwin, Sea.	20	348	17.4	80t	4
28t)	Jo. Brown, Ariz	20	318	15.9	68	3
28t)	Hurns, Jac.	20	268	13.4	59t	2
28t)	Hartline, Cle.	20	234	11.7	41	2
28t)	Amendola, N.E.	20	214	10.7	41	1

NFC / THIRD-DOWN RECEIVING LEADERS

Rank	Player, Team	Rec	Yards	Avg	Long	TD
1)	Beckham, NY-G	31	455	14.7	72t	2
2)	Garcon, Was.	29	352	12.1	39t	3
3)	Jones, Atl.	28	392	14.0	70t	3
4)	Tate, Det.	26	267	10.3	43	2
5)	Snead, N.O.	25	354	14.2	41	1
6)	Reed, Was. (TE)	24	231	9.6	29	6
7t)	Matthews, Phi.	23	271	11.8	43	3
7t)	Sproles, Phi. (RB)	23	197	8.6	35t	1
9t)	C. Johnson, Det.	22	379	17.2	46	1
9t)	Evans, T.B.	22	315	14.3	26	1
9t)	Cooks, N.O.	22	307	14.0	47	1
9t)	Watson, N.O. (TE)	22	260	11.8	26	0
9t)	Witten, Dal. (TE)	22	199	9.0	24	1
14)	Beasley, Dal.	21	240	11.4	30	2
15t)	Baldwin, Sea.	20	348	17.4	80t	4
15t)	Jo. Brown, Ariz	20	318	15.9	68	3
15t)	*Crowder, Was.	20	172	8.6	28	1
18t)	Floyd, Ariz	19	282	14.8	42t	4
18t)	Boldin, S.F.	19	210	11.1	37	0
20)	Jeffery, Chi.	18	245	13.6	45	1
21t)	*Lockett, Sea.	17	235	13.8	36	2
21t)	Fitzgerald, Ariz	17	171	10.1	24	3
21t)	Vereen, NY-G (RB)	17	168	9.9	37	2
24t)	*Diggs, Min.	16	270	16.9	40t	2
24t)	Graham, Sea. (TE)	16	222	13.9	45	2
24t)	Tamme, Atl. (TE)	16	193	12.1	32	0
24t)	Cobb, G.B.	16	161	10.1	23	2
24t)	Bennett, Chi. (TE)	16	145	9.1	19	0
24t)	B. Cunningham, St.L (RB)	16	130	8.1	20	0
24t)	Thompson, Was. (RB)	16	103	6.4	19	1
31)	J. Jones, G.B.	15	269	17.9	52	2
32t)	Kearse, Sea.	14	227	16.2	50	1
32t)	Ginn, Car.	14	224	16.0	48	6
32t)	Wright, Min.	14	211	15.1	52	0
32t)	Olsen, Car. (TE)	14	180	12.9	37t	2
32t)	Colston, N.O.	14	175	12.5	21	0
32t)	Rudolph, Min. (TE)	14	127	9.1	25	2
32t)	Asiata, Min. (RB)	14	98	7.0	22	0
32t)	F. Jackson, Sea. (RB)	14	76	5.4	14	2
40t)	Cotchery, Car.	13	216	16.6	59	0
40t)	White, Atl.	13	155	11.9	21	0
40t)	Forte, Chi. (RB)	13	131	10.1	38	0
40t)	McFadden, Dal. (RB)	13	108	8.3	14	0
44t)	Jackson, T.B.	12	197	16.4	36	1
44t)	Sims, T.B. (RB)	12	153	12.8	56	1
44t)	*D. Johnson, Ariz (RB)	12	149	12.4	34	1
44t)	Riddick, Det. (RB)	12	92	7.7	17	0
44t)	Royal, Chi.	12	76	6.3	21	1
44t)	Spiller, N.O. (RB)	12	52	4.3	19	0
50t)	Randle, NY-G	11	157	14.3	44	3
50t)	Mariani, Chi.	11	151	13.7	25	0
50t)	*Hardy, Atl.	11	116	10.5	23	0
50t)	Cook, St.L (TE)	11	97	8.8	17	0

28t)	*Crowder, Was.	20	172	8.6	28	1
34t)	Floyd, Ariz	19	282	14.8	42t	4
34t)	Boldin, S.F.	19	210	11.1	37	0
36t)	S. Watkins, Buf.	18	335	18.6	53	3
36t)	Jeffery, Chi.	18	245	13.6	45	1
36t)	N. Washington, Hou.	18	215	11.9	49	1
36t)	Crabtree, Oak.	18	185	10.3	25	0
36t)	K. Allen, S.D.	18	169	9.4	20	0
41t)	Hilton, Ind.	17	260	15.3	48	1
41t)	*Lockett, Sea.	17	235	13.8	36	2
41t)	Fitzgerald, Ariz	17	171	10.1	24	3
41t)	Vereen, NY-G (RB)	17	168	9.9	37	2
41t)	Maclin, K.C.	17	166	9.8	31	0
46t)	Green, Cin.	16	298	18.6	47	2
46t)	*Diggs, Min.	16	270	16.9	40t	2
46t)	M. Jones, Cin.	16	258	16.1	47	1
46t)	Inman, S.D.	16	250	15.6	68	2
46t)	Graham, Sea. (TE)	16	222	13.9	45	2
46t)	Tamme, Atl. (TE)	16	193	12.1	32	0
46t)	Gronkowski, N.E. (TE)	16	176	11.0	28	2
46t)	Cobb, G.B.	16	161	10.1	23	2
46t)	Bennett, Chi. (TE)	16	145	9.1	19	0
46t)	B. Powell, NY-J (RB)	16	139	8.7	25t	2
46t)	B. Cunningham, St.L (RB)	16	130	8.1	20	0
46t)	Thompson, Was. (RB)	16	103	6.4	19	1

WEEK 17 / THROUGH SUNDAY, JANUARY 3, 2016

AFC / LEADING SCORERS, NONKICKERS

Rank	Player, Team	TD	Rush	Rec	Ret	X2	Pts
1t)	Marshall, NY-J (WR)	14	0	14	0	0	84
1t)	A. Robinson, Jac. (WR)	14	0	14	0	0	84
3)	Eifert, Cin. (TE)	13	0	13	0	0	78
4)	J. Hill, Cin. (RB)	12	11	1	0	1	74
5)	Decker, NY-J (WR)	12	0	12	0	0	72
6)	Brown, Pit. (WR)	11	0	10	1	2	70
7t)	Hopkins, Hou. (WR)	11	0	11	0	1	68
7t)	D. Williams, Pit. (RB)	11	11	0	0	1	68
9)	Gronkowski, N.E. (TE)	11	0	11	0	0	66
10t)	Green, Cin. (WR)	10	0	10	0	0	60
10t)	Hurns, Jac. (WR)	10	0	10	0	0	60
10t)	Miller, Mia. (RB)	10	8	2	0	0	60
13t)	Barnidge, Cle. (TE)	9	0	9	0	0	54
13t)	Crabtree, Oak. (WR)	9	0	9	0	0	54
13t)	S. Watkins, Buf. (WR)	9	0	9	0	0	54
13t)	*Ka. Williams, Buf. (RB)	9	7	2	0	0	54
13t)	Woodhead, S.D. (RB)	9	3	6	0	0	54
18t)	Ivory, NY-J (RB)	8	7	1	0	0	48
18t)	Maclin, K.C. (WR)	8	0	8	0	0	48
20t)	Blount, N.E. (RB)	7	6	1	0	0	42
20t)	Bryant, Pit. (WR)	7	1	6	0	0	42
20t)	Edelman, N.E. (WR)	7	0	7	0	0	42
20t)	Gore, Ind. (RB)	7	6	1	0	0	42
20t)	Hillman, Den. (RB)	7	7	0	0	0	42
25t)	Landry, Mia. (WR)	6	1	4	1	1	38
25t)	Walker, Ten. (TE)	6	0	6	0	1	38
27t)	Benjamin, Cle. (WR)	6	0	5	1	0	36
27t)	*Cooper, Oak. (WR)	6	0	6	0	0	36
27t)	Moncrief, Ind. (WR)	6	0	6	0	0	36
27t)	Murray, Oak. (RB)	6	6	0	0	0	36
27t)	Sanders, Den. (WR)	6	0	6	0	0	36
27t)	Thomas, Den. (WR)	6	0	6	0	0	36
27t)	Ware, K.C. (RB)	6	6	0	0	0	36
27t)	White, N.E. (RB)	6	2	4	0	0	36
35)	Kelce, K.C. (TE)	5	0	5	0	2	34
36t)	McCoy, Buf. (RB)	5	3	2	0	1	32
36t)	Roberts, Oak. (WR)	5	0	5	0	1	32
36t)	Wheaton, Pit. (WR)	5	0	5	0	1	32
39t)	Aiken, Bal. (WR)	5	0	5	0	0	30
39t)	C. Anderson, Den. (RB)	5	5	0	0	0	30
39t)	Charles, K.C. (RB)	5	4	1	0	0	30
39t)	Crowell, Cle. (RB)	5	4	1	0	0	30
39t)	Gates, S.D. (TE)	5	0	5	0	0	30
39t)	Hilton, Ind. (WR)	5	0	5	0	0	30
39t)	J. Thomas, Jac. (TE)	5	0	5	0	0	30
39t)	West, K.C. (RB)	5	4	1	0	0	30
47)	Green, S.D. (TE)	4	0	4	0	2	28
48t)	*Green-Beckham, Ten. (WR)	4	0	4	0	1	26
48t)	Taylor, Buf. (QB)	4	4	0	0	1	26
50t)	K. Allen, S.D. (WR)	4	0	4	0	0	24
50t)	Chandler, N.E. (TE)	4	0	4	0	0	24
50t)	Gillmore, Bal. (TE)	4	0	4	0	0	24
50t)	A. Holmes, Oak. (WR)	4	0	4	0	0	24
50t)	A. Johnson, Ind. (WR)	4	0	4	0	0	24
50t)	M. Jones, Cin. (WR)	4	0	4	0	0	24
50t)	Juszczyk, Bal. (RB)	4	0	4	0	0	24
50t)	Lewis, N.E. (RB)	4	2	2	0	0	24
50t)	Matthews, Mia. (WR)	4	0	4	0	0	24
50t)	N. Washington, Hou. (WR)	4	0	4	0	0	24

NFC / LEADING SCORERS, NONKICKERS

Rank	Player, Team	TD	Rush	Rec	Ret	X2	Pts
1t)	Baldwin, Sea. (WR)	14	0	14	0	0	84
1t)	Freeman, Atl. (RB)	14	11	3	0	0	84
3t)	Beckham, NY-G (WR)	13	0	13	0	0	78
3t)	*D. Johnson, Ariz (RB)	13	8	4	1	0	78
5t)	Peterson, Min. (RB)	11	11	0	0	0	66
5t)	Reed, Was. (TE)	11	0	11	0	0	66
7t)	Austin, St.L (WR)	10	4	5	1	0	60
7t)	Ginn, Car. (WR)	10	0	10	0	0	60
7t)	*Gurley, St.L (RB)	10	10	0	0	0	60
7t)	Newton, Car. (QB)	10	10	0	0	0	60
11t)	Cooks, N.O. (WR)	9	0	9	0	0	54
11t)	Fitzgerald, Ariz (WR)	9	0	9	0	0	54
11t)	C. Johnson, Det. (WR)	9	0	9	0	0	54
11t)	Jones, Atl. (WR)	9	0	8	1	0	54
15)	J. Jones, G.B. (WR)	8	0	8	0	2	52
16)	R. Rodgers, G.B. (TE)	8	0	8	0	1	50
17t)	*Lockett, Sea. (WR)	8	0	6	2	0	48
17t)	Matthews, Phi. (WR)	8	0	8	0	0	48
17t)	Randle, NY-G (WR)	8	0	8	0	0	48
20t)	Forte, Chi. (RB)	7	4	3	0	1	44
20t)	*Langford, Chi. (RB)	7	6	1	0	1	44
22t)	Jo. Brown, Ariz (WR)	7	0	7	0	0	42
22t)	Cobb, G.B. (WR)	7	0	6	1	0	42
22t)	D. Martin, T.B. (RB)	7	6	1	0	0	42
22t)	Mathews, Phi. (RB)	7	6	1	0	0	42
22t)	Murray, Phi. (RB)	7	6	1	0	0	42
22t)	Olsen, Car. (TE)	7	0	7	0	0	42
22t)	Stewart, Car. (RB)	7	6	1	0	0	42
29)	Ingram, N.O. (RB)	6	6	0	0	1	38
30t)	Floyd, Ariz (WR)	6	0	6	0	0	36
30t)	Garcon, Was. (WR)	6	0	6	0	0	36
30t)	D. Harris, NY-G (WR)	6	0	4	2	0	36
30t)	Sproles, Phi. (RB)	6	3	1	2	0	36
30t)	Tate, Det. (WR)	6	0	6	0	0	36
30t)	Watson, N.O. (TE)	6	0	6	0	0	36
30t)	*Winston, T.B. (QB)	6	6	0	0	0	36
37t)	Beasley, Dal. (WR)	5	0	5	0	0	30
37t)	Cousins, Was. (QB)	5	5	0	0	0	30
37t)	Ebron, Det. (TE)	5	0	5	0	0	30
37t)	*Funchess, Car. (WR)	5	0	5	0	0	30
37t)	Kearse, Sea. (WR)	5	0	5	0	0	30
37t)	Lacy, G.B. (RB)	5	3	2	0	0	30
37t)	Miller, Chi. (TE)	5	0	5	0	0	30
37t)	*Rawls, Sea. (RB)	5	4	1	0	0	30
37t)	Rudolph, Min. (TE)	5	0	5	0	0	30
37t)	Starks, G.B. (RB)	5	2	3	0	0	30
47t)	Jennings, NY-G (RB)	4	3	1	0	0	26
47t)	T. Smith, S.F. (WR)	4	0	4	0	1	26
49t)	Bell, Det. (RB)	4	4	0	0	0	24
49t)	Boldin, S.F. (WR)	4	0	4	0	0	24
49t)	Brown, Car. (WR)	4	0	4	0	0	24
49t)	Colston, N.O. (WR)	4	0	4	0	0	24
49t)	*Diggs, Min. (WR)	4	0	4	0	0	24
49t)	Hightower, N.O. (RB)	4	4	0	0	0	24
49t)	D. Jackson, Was. (WR)	4	0	4	0	0	24
49t)	Jeffery, Chi. (WR)	4	0	4	0	0	24
49t)	*Jones, Was. (RB)	4	3	1	0	0	24
49t)	Moore, Det. (WR)	4	0	4	0	0	24
49t)	Randle, Dal. (RB)	4	4	0	0	0	24
49t)	Robinson, N.O. (RB)	4	4	0	0	0	24
49t)	Seferian-Jenkins, T.B. (TE)	4	0	4	0	0	24
49t)	Sims, T.B. (RB)	4	0	4	0	0	24
49t)	Tolbert, Car. (RB)	4	1	3	0	0	24
49t)	Vereen, NY-G (RB)	4	0	4	0	0	24

WEEK 17 / THROUGH SUNDAY, JANUARY 3, 2016

NFL / LEADING SCORERS, NONKICKERS

Rank	Player, Team	TD	Rush	Rec	Ret	X2	Pts
1t)	Baldwin, Sea. (WR)	14	0	14	0	0	84
1t)	Freeman, Atl. (RB)	14	11	3	0	0	84
1t)	Marshall, NY-J (WR)	14	0	14	0	0	84
1t)	A. Robinson, Jac. (WR)	14	0	14	0	0	84
5t)	Beckham, NY-G (WR)	13	0	13	0	0	78
5t)	Eifert, Cin. (TE)	13	0	13	0	0	78
5t)	*D. Johnson, Ariz (RB)	13	8	4	1	0	78
8)	J. Hill, Cin. (RB)	12	11	1	0	1	74
9)	Decker, NY-J (WR)	12	0	12	0	0	72
10)	Brown, Pit. (WR)	11	0	10	1	2	70
11t)	Hopkins, Hou. (WR)	11	0	11	0	1	68
11t)	D. Williams, Pit. (RB)	11	11	0	0	1	68
13t)	Gronkowski, N.E. (TE)	11	0	11	0	0	66
13t)	Peterson, Min. (RB)	11	11	0	0	0	66
13t)	Reed, Was. (TE)	11	0	11	0	0	66
16t)	Austin, St.L (WR)	10	4	5	1	0	60
16t)	Ginn, Car. (WR)	10	0	10	0	0	60
16t)	Green, Cin. (WR)	10	0	10	0	0	60
16t)	*Gurley, St.L (RB)	10	10	0	0	0	60
16t)	Hurns, Jac. (WR)	10	0	10	0	0	60
16t)	Miller, Mia. (RB)	10	8	2	0	0	60
16t)	Newton, Car. (QB)	10	10	0	0	0	60
23t)	Barnidge, Cle. (TE)	9	0	9	0	0	54
23t)	Cooks, N.O. (WR)	9	0	9	0	0	54
23t)	Crabtree, Oak. (WR)	9	0	9	0	0	54
23t)	Fitzgerald, Ariz (WR)	9	0	9	0	0	54
23t)	C. Johnson, Det. (WR)	9	0	9	0	0	54
23t)	Jones, Atl. (WR)	9	0	8	1	0	54
23t)	S. Watkins, Buf. (WR)	9	0	9	0	0	54
23t)	*Ka. Williams, Buf. (RB)	9	7	2	0	0	54
23t)	Woodhead, S.D. (RB)	9	3	6	0	0	54
32)	J. Jones, G.B. (WR)	8	0	8	0	2	52
33)	R. Rodgers, G.B. (TE)	8	0	8	0	1	50
34t)	Ivory, NY-J (RB)	8	7	1	0	0	48
34t)	*Lockett, Sea. (WR)	8	0	6	2	0	48
34t)	Maclin, K.C. (WR)	8	0	8	0	0	48
34t)	Matthews, Phi. (WR)	8	0	8	0	0	48
34t)	Randle, NY-G (WR)	8	0	8	0	0	48
39t)	Forte, Chi. (RB)	7	4	3	0	1	44
39t)	*Langford, Chi. (RB)	7	6	1	0	1	44
41t)	Blount, N.E. (RB)	7	6	1	0	0	42
41t)	Jo. Brown, Ariz (WR)	7	0	7	0	0	42
41t)	Bryant, Pit. (WR)	7	1	6	0	0	42
41t)	Cobb, G.B. (WR)	7	0	6	1	0	42
41t)	Edelman, N.E. (WR)	7	0	7	0	0	42
41t)	Gore, Ind. (RB)	7	6	1	0	0	42
41t)	Hillman, Den. (RB)	7	7	0	0	0	42
41t)	D. Martin, T.B. (RB)	7	6	1	0	0	42
41t)	Mathews, Phi. (RB)	7	6	1	0	0	42
41t)	Murray, Phi. (RB)	7	6	1	0	0	42
41t)	Olsen, Car. (TE)	7	0	7	0	0	42
41t)	Stewart, Car. (RB)	7	6	1	0	0	42

WEEK 17 / THROUGH SUNDAY, JANUARY 3, 2016**AFC / LEADING SCORERS, KICKERS**

Rank	Player, Team	PAT	FG	Pct	Long	Pts
1)	Gostkowski, N.E.	52/52	33/36	.917	57	151
2)	Santos, K.C.	39/41	30/37	.811	53	129
3)	Tucker, Bal.	29/29	33/40	.825	52	128
4)	McManus, Den.	35/36	30/35	.857	57	125
5)	Nugent, Cin.	48/49	23/28	.821	52	117
6)	Boswell, Pit.	26/27	29/32	.906	51	113
7)	Myers, Jac.	32/39	26/30	.867	58	110
8)	Vinatieri, Ind.	32/35	25/27	.926	55	107
9t)	Coons, Cle.	22/24	28/32	.875	47	106
9t)	*Lambo, S.D.	28/32	26/32	.813	54	106
11)	Carpenter, Buf.	34/40	23/27	.852	52	103
12)	Janikowski, Oak.	38/39	21/26	.808	56	101
13)	Novak, Hou.	29/31	18/21	.857	51	83
14)	Bullock, Hou.-NY-J	22/25	19/23	.826	49	79
15)	*Franks, Mia.	33/36	13/16	.813	53	72
16)	Succop, Ten.	29/31	14/16	.875	51	71
17)	Folk, NY-J	19/19	13/16	.813	55	58
18)	Scobee, Pit.	6/ 7	6/10	.600	45	24
19)	Quigley, NY-J	4/ 4	0/ 0	---	--	4

NFC / LEADING SCORERS, KICKERS

Rank	Player, Team	PAT	FG	Pct	Long	Pts
1)	Gano, Car.	56/59	30/36	.833	52	146
2)	Catanzaro, Ariz	53/58	28/31	.903	47	137
3)	Walsh, Min.	33/37	34/39	.872	54	135
4)	Brown, NY-G	44/45	30/32	.938	53	134
5t)	Gould, Chi.	28/29	33/39	.846	55	127
5t)	Hauschka, Sea.	40/44	29/31	.935	54	127
7)	Bailey, Dal.	25/25	30/32	.938	54	115
8)	Hopkins, Was.	39/40	25/28	.893	54	114
9)	Crosby, G.B.	36/36	24/28	.857	56	108
10)	Prater, Det.	36/39	22/24	.917	59	102
11)	Barth, T.B.	25/26	23/28	.821	53	94
12)	Dawson, S.F.	20/21	24/27	.889	54	92
13)	Sturgis, Phi.	35/37	18/22	.818	53	89
14)	Zuerlein, St.L	26/28	20/30	.667	61	86
15)	Bryant, Atl.	26/26	14/18	.778	47	68
16)	Forbath, Was.-N.O.	34/35	10/15	.667	57	64
17)	Hocker, N.O.-St.L	12/13	10/14	.714	51	42
18)	Graham, Atl.	8/ 8	11/13	.846	54	41
19)	*Brindza, T.B.	6/ 8	6/12	.500	58	24
20)	Parkey, Phi.	7/ 7	3/ 4	.750	46	16

NFL / LEADING SCORERS, KICKERS

Rank	Player, Team	PAT	FG	Pct	Long	Pts
1)	Gostkowski, N.E.	52/52	33/36	.917	57	151
2)	Gano, Car.	56/59	30/36	.833	52	146
3)	Catanzaro, Ariz	53/58	28/31	.903	47	137
4)	Walsh, Min.	33/37	34/39	.872	54	135
5)	Brown, NY-G	44/45	30/32	.938	53	134
6)	Santos, K.C.	39/41	30/37	.811	53	129
7)	Tucker, Bal.	29/29	33/40	.825	52	128
8t)	Gould, Chi.	28/29	33/39	.846	55	127
8t)	Hauschka, Sea.	40/44	29/31	.935	54	127
10)	McManus, Den.	35/36	30/35	.857	57	125
11)	Nugent, Cin.	48/49	23/28	.821	52	117
12)	Bailey, Dal.	25/25	30/32	.938	54	115
13)	Hopkins, Was.	39/40	25/28	.893	54	114
14)	Boswell, Pit.	26/27	29/32	.906	51	113
15)	Myers, Jac.	32/39	26/30	.867	58	110
16)	Crosby, G.B.	36/36	24/28	.857	56	108
17)	Vinatieri, Ind.	32/35	25/27	.926	55	107
18t)	Coons, Cle.	22/24	28/32	.875	47	106
18t)	*Lambo, S.D.	28/32	26/32	.813	54	106
20)	Carpenter, Buf.	34/40	23/27	.852	52	103
21)	Prater, Det.	36/39	22/24	.917	59	102
22)	Janikowski, Oak.	38/39	21/26	.808	56	101
23)	Barth, T.B.	25/26	23/28	.821	53	94
24)	Dawson, S.F.	20/21	24/27	.889	54	92
25)	Sturgis, Phi.	35/37	18/22	.818	53	89
26)	Zuerlein, St.L	26/28	20/30	.667	61	86
27)	Novak, Hou.	29/31	18/21	.857	51	83
28)	Bullock, Hou.-NY-J	22/25	19/23	.826	49	79
29)	*Franks, Mia.	33/36	13/16	.813	53	72
30)	Succop, Ten.	29/31	14/16	.875	51	71
31)	Bryant, Atl.	26/26	14/18	.778	47	68
32)	Forbath, Was.-N.O.	34/35	10/15	.667	57	64
33)	Folk, NY-J	19/19	13/16	.813	55	58
34)	Hocker, N.O.-St.L	12/13	10/14	.714	51	42
35)	Graham, Atl.	8/ 8	11/13	.846	54	41
36t)	*Brindza, T.B.	6/ 8	6/12	.500	58	24
36t)	Scobee, Pit.	6/ 7	6/10	.600	45	24
38)	Parkey, Phi.	7/ 7	3/ 4	.750	46	16
39)	Quigley, NY-J	4/ 4	0/ 0	---	--	4

WEEK 17 / THROUGH SUNDAY, JANUARY 3, 2016**AFC / TOUCHBACKS ON KICKOFFS**

Rank	Player, Team	TB
1)	Gostkowski, N.E.	69
2)	McAfee, Ind.	67
3)	Tucker, Bal.	63
4t)	McManus, Den.	55
4t)	Myers, Jac.	55
6t)	*Franks, Mia.	44
6t)	Janikowski, Oak.	44
8)	Succop, Ten.	43
9t)	Gay, Buf.	42
9t)	Nugent, Cin.	42
11)	*Lambo, S.D.	41
12)	Santos, K.C.	40
13)	Bullock, Hou.-NY-J	30
14)	Coons, Cle.	27
15)	Boswell, Pit.	26
16)	Novak, Hou.	23
17)	Folk, NY-J	13
18)	Scobee, Pit.	12
19)	Quigley, NY-J	1

NFL / TOUCHBACKS ON KICKOFFS

Rank	Player, Team	TB
1t)	Gano, Car.	69
1t)	Gostkowski, N.E.	69
3)	McAfee, Ind.	67
4)	Tucker, Bal.	63
5t)	McManus, Den.	55
5t)	Myers, Jac.	55
7t)	Bosher, Atl.	52
7t)	Hopkins, Was.	52
9)	Catanzaro, Ariz	50
10)	Bailey, Dal.	49
11t)	Hauschka, Sea.	47
11t)	Walsh, Min.	47
13t)	*Franks, Mia.	44
13t)	Janikowski, Oak.	44
15)	Succop, Ten.	43
16t)	Gay, Buf.	42
16t)	Nugent, Cin.	42
18t)	Crosby, G.B.	41
18t)	*Lambo, S.D.	41
20t)	Martin, Det.	40
20t)	Santos, K.C.	40
22t)	Gould, Chi.	39
22t)	Sturgis, Phi.	39
24t)	*Pinion, S.F.	38
24t)	Zuerlein, St.L	38
26)	Brown, NY-G	37
27)	Barth, T.B.	32
28)	Bullock, Hou.-NY-J	30
29)	Coons, Cle.	27
30)	Boswell, Pit.	26
31)	Novak, Hou.	23
32)	Forbath, Was.-N.O.	22
33)	Morstead, N.O.	16
34)	Folk, NY-J	13
35t)	*Brindza, T.B.	12
35t)	Scobee, Pit.	12
37)	Hocker, N.O.-St.L	9
38)	Parkey, Phi.	3
39t)	Hekker, St.L	1
39t)	Quigley, NY-J	1

NFC / TOUCHBACKS ON KICKOFFS

Rank	Player, Team	TB
1)	Gano, Car.	69
2t)	Bosher, Atl.	52
2t)	Hopkins, Was.	52
4)	Catanzaro, Ariz	50
5)	Bailey, Dal.	49
6t)	Hauschka, Sea.	47
6t)	Walsh, Min.	47
8)	Crosby, G.B.	41
9)	Martin, Det.	40
10t)	Gould, Chi.	39
10t)	Sturgis, Phi.	39
12t)	*Pinion, S.F.	38
12t)	Zuerlein, St.L	38
14)	Brown, NY-G	37
15)	Barth, T.B.	32
16)	Forbath, Was.-N.O.	22
17)	Morstead, N.O.	16
18)	*Brindza, T.B.	12
19)	Hocker, N.O.-St.L	9
20)	Parkey, Phi.	3
21)	Hekker, St.L	1

WEEK 17 / THROUGH SUNDAY, JANUARY 3, 2016

AFC / MOST YARDS FROM SCRIMMAGE

Rank	Player, Team	Yards	Total			Rushing			Receiving		
			Att+Rec	Avg		Yards	Att	Avg	Yards	Rec	Avg
1)	Brown, Pit. (WR)	1862	139	13.4		28	3	9.3	1834	136	13.5
2)	Hopkins, Hou. (WR)	1521	111	13.7		0	0	---	1521	111	13.7
3)	Marshall, NY-J (WR)	1502	109	13.8		0	0	---	1502	109	13.8
4)	A. Robinson, Jac. (WR)	1400	80	17.5		0	0	---	1400	80	17.5
5)	Thomas, Den. (WR)	1304	105	12.4		0	0	---	1304	105	12.4
6)	Murray, Oak. (RB)	1298	307	4.2	1066	266	4.0		232	41	5.7
7)	Green, Cin. (WR)	1297	86	15.1		0	0	---	1297	86	15.1
8)	Ivory, NY-J (RB)	1287	277	4.6	1070	247	4.3		217	30	7.2
9)	D. Williams, Pit. (RB)	1274	240	5.3	907	200	4.5		367	40	9.2
10)	Landry, Mia. (WR)	1270	128	9.9	113	18	6.3		1157	110	10.5
11)	Miller, Mia. (RB)	1269	241	5.3	872	194	4.5		397	47	8.4
12)	Gore, Ind. (RB)	1234	294	4.2	967	260	3.7		267	34	7.9
13)	Bernard, Cin. (RB)	1202	203	5.9	730	154	4.7		472	49	9.6
14)	McCoy, Buf. (RB)	1187	235	5.1	895	203	4.4		292	32	9.1
15)	Gronkowski, N.E. (TE)	1176	72	16.3		0	0	---	1176	72	16.3
16)	Sanders, Den. (WR)	1164	79	14.7		29	3	9.7	1135	76	14.9
17t)	Hilton, Ind. (WR)	1124	69	16.3		0	0	---	1124	69	16.3
17t)	Walker, Ten. (TE)	1124	95	11.8		36	1	36.0	1088	94	11.6
19)	Maclin, K.C. (WR)	1102	90	12.2		14	3	4.7	1088	87	12.5
20)	Woodhead, S.D. (RB)	1091	178	6.1	336	98	3.4		755	80	9.4
21)	*Cooper, Oak. (WR)	1067	75	14.2	-3	3	-1.0		1070	72	14.9
22)	S. Watkins, Buf. (WR)	1048	61	17.2		1	1	1.0	1047	60	17.5
23)	Barnidge, Cle. (TE)	1043	79	13.2		0	0	---	1043	79	13.2
24)	Hurns, Jac. (WR)	1031	64	16.1		0	0	---	1031	64	16.1
25)	Decker, NY-J (WR)	1027	80	12.8		0	0	---	1027	80	12.8
26)	*Yeldon, Jac. (RB)	1019	218	4.7	740	182	4.1		279	36	7.8
27)	Benjamin, Cle. (WR)	978	72	13.6		12	4	3.0	966	68	14.2
28)	Hillman, Den. (RB)	974	231	4.2	863	207	4.2		111	24	4.6
29)	Aiken, Bal. (WR)	944	75	12.6		0	0	---	944	75	12.6
30)	Crabtree, Oak. (WR)	922	85	10.8		0	0	---	922	85	10.8
31)	*D. Johnson, Cle. (RB)	913	165	5.5	379	104	3.6		534	61	8.8
32)	C. Anderson, Den. (RB)	903	177	5.1	720	152	4.7		183	25	7.3
33)	Crowell, Cle. (RB)	888	204	4.4	706	185	3.8		182	19	9.6
34)	Kelce, K.C. (TE)	875	72	12.2		0	0	---	875	72	12.2
35)	J. Hill, Cin. (RB)	873	238	3.7	794	223	3.6		79	15	5.3
36)	*Allen, Bal. (RB)	867	182	4.8	514	137	3.8		353	45	7.8
37)	M. Jones, Cin. (WR)	849	70	12.1		33	5	6.6	816	65	12.6
38)	West, K.C. (RB)	848	180	4.7	634	160	4.0		214	20	10.7
39)	*Gordon, S.D. (RB)	833	217	3.8	641	184	3.5		192	33	5.8
40)	Blue, Hou. (RB)	807	198	4.1	698	183	3.8		109	15	7.3
41)	Bryant, Pit. (WR)	802	55	14.6		37	5	7.4	765	50	15.3
42)	Forsett, Bal. (RB)	794	182	4.4	641	151	4.2		153	31	4.9
43)	Wheaton, Pit. (WR)	749	44	17.0		0	0	---	749	44	17.0
44)	Blount, N.E. (RB)	746	171	4.4	703	165	4.3		43	6	7.2
45)	Moncrief, Ind. (WR)	733	64	11.5		0	0	---	733	64	11.5
46)	K. Allen, S.D. (WR)	725	67	10.8		0	0	---	725	67	10.8
47)	Edelman, N.E. (WR)	715	64	11.2		23	3	7.7	692	61	11.3
48)	B. Powell, NY-J (RB)	701	117	6.0	313	70	4.5		388	47	8.3
49)	Andrews, Ten. (RB)	694	164	4.2	520	143	3.6		174	21	8.3
50)	Bell, Pit. (RB)	692	137	5.1	556	113	4.9		136	24	5.7

NFC / MOST YARDS FROM SCRIMMAGE

Rank	Player, Team	Yards	Total			Rushing			Receiving		
			Att+Rec	Avg		Yards	Att	Avg	Yards	Rec	Avg
1)	Jones, Atl. (WR)	1871	136	13.8		0	0	---	1871	136	13.8
2)	Peterson, Min. (RB)	1707	357	4.8	1485	327	4.5		222	30	7.4
3)	D. Martin, T.B. (RB)	1673	321	5.2	1402	288	4.9		271	33	8.2
4)	Freeman, Atl. (RB)	1639	337	4.9	1061	264	4.0		578	73	7.9
5)	Beckham, NY-G (WR)	1453	97	15.0		3	1	3.0	1450	96	15.1
6)	McFadden, Dal. (RB)	1417	279	5.1	1089	239	4.6		328	40	8.2
7)	*Gurley, St.L (RB)	1294	250	5.2	1106	229	4.8		188	21	9.0
8)	Forte, Chi. (RB)	1287	262	4.9	898	218	4.1		389	44	8.8
9)	Fitzgerald, Ariz (WR)	1215	109	11.1		0	0	---	1215	109	11.1
10)	C. Johnson, Det. (WR)	1214	88	13.8		0	0	---	1214	88	13.8
11)	Evans, T.B. (WR)	1206	74	16.3		0	0	---	1206	74	16.3
12)	Ingram, N.O. (RB)	1174	216	5.4	769	166	4.6		405	50	8.1
13)	Jennings, NY-G (RB)	1159	224	5.2	863	195	4.4		296	29	10.2
14)	Cooks, N.O. (WR)	1156	92	12.6		18	8	2.3	1138	84	13.5
15)	Olsen, Car. (TE)	1104	77	14.3		0	0	---	1104	77	14.3
16)	Sims, T.B. (RB)	1090	158	6.9	529	107	4.9		561	51	11.0
17)	Stewart, Car. (RB)	1088	258	4.2	989	242	4.1		99	16	6.2
18)	Baldwin, Sea. (WR)	1069	78	13.7		0	0	---	1069	78	13.7
19)	*D. Johnson, Ariz (RB)	1038	161	6.4	581	125	4.6		457	36	12.7
20)	Jo. Brown, Ariz (WR)	1025	68	15.1		22	3	7.3	1003	65	15.4
21)	Murray, Phi. (RB)	1024	237	4.3	702	193	3.6		322	44	7.3
22)	Matthews, Phi. (WR)	997	85	11.7		0	0	---	997	85	11.7
23)	Starks, G.B. (RB)	993	191	5.2	601	148	4.1		392	43	9.1

24)	Snead, N.O. (WR)	984	69	14.3	0	0	---	984	69	14.3
25)	Reed, Was. (TE)	952	87	10.9	0	0	---	952	87	10.9
26)	Lacy, G.B. (RB)	946	207	4.6	758	187	4.1	188	20	9.4
27)	Austin, St.L (WR)	907	104	8.7	434	52	8.3	473	52	9.1
28)	*Rawls, Sea. (RB)	906	156	5.8	830	147	5.6	76	9	8.4
29)	J. Jones, G.B. (WR)	890	50	17.8	0	0	---	890	50	17.8
30)	Cobb, G.B. (WR)	879	92	9.6	50	13	3.8	829	79	10.5
31)	C. Johnson, Ariz (RB)	872	202	4.3	814	196	4.2	58	6	9.7
32)	Tate, Det. (WR)	854	96	8.9	41	6	6.8	813	90	9.0
33)	Ertz, Phi. (TE)	853	75	11.4	0	0	---	853	75	11.4
34)	Floyd, Ariz (WR)	849	52	16.3	0	0	---	849	52	16.3
35)	Te. Williams, Dal. (WR)	840	52	16.2	0	0	---	840	52	16.2
36)	Riddick, Det. (RB)	830	123	6.7	133	43	3.1	697	80	8.7
37)	Watson, N.O. (TE)	825	74	11.1	0	0	---	825	74	11.1
38)	*Langford, Chi. (RB)	816	170	4.8	537	148	3.6	279	22	12.7
39)	Jeffery, Chi. (WR)	807	54	14.9	0	0	---	807	54	14.9
40)	Morris, Was. (RB)	806	212	3.8	751	202	3.7	55	10	5.5
41)	Ginn, Car. (WR)	799	48	16.6	60	4	15.0	739	44	16.8
42)	Randle, NY-G (WR)	797	57	14.0	0	0	---	797	57	14.0
43)	*Jones, Was. (RB)	794	163	4.9	490	144	3.4	304	19	16.0
44)	Boldin, S.F. (WR)	789	69	11.4	0	0	---	789	69	11.4
45)	*Abdullah, Det. (RB)	780	168	4.6	597	143	4.2	183	25	7.3
46)	Garcon, Was. (WR)	777	72	10.8	0	0	---	777	72	10.8
47)	Vereen, NY-G (RB)	755	120	6.3	260	61	4.3	495	59	8.4
48)	*Diggs, Min. (WR)	733	55	13.3	13	3	4.3	720	52	13.8
49)	Witten, Dal. (TE)	713	77	9.3	0	0	---	713	77	9.3
50)	Sproles, Phi. (RB)	705	138	5.1	317	83	3.8	388	55	7.1

NFL / MOST YARDS FROM SCRIMMAGE

Rank	Player, Team	Yards	Total		Rushing			Receiving		
			Att+Rec	Avg	Yards	Att	Avg	Yards	Rec	Avg
1)	Jones, Atl. (WR)	1871	136	13.8	0	0	---	1871	136	13.8
2)	Brown, Pit. (WR)	1862	139	13.4	28	3	9.3	1834	136	13.5
3)	Peterson, Min. (RB)	1707	357	4.8	1485	327	4.5	222	30	7.4
4)	D. Martin, T.B. (RB)	1673	321	5.2	1402	288	4.9	271	33	8.2
5)	Freeman, Atl. (RB)	1639	337	4.9	1061	264	4.0	578	73	7.9
6)	Hopkins, Hou. (WR)	1521	111	13.7	0	0	---	1521	111	13.7
7)	Marshall, NY-J (WR)	1502	109	13.8	0	0	---	1502	109	13.8
8)	Beckham, NY-G (WR)	1453	97	15.0	3	1	3.0	1450	96	15.1
9)	McFadden, Dal. (RB)	1417	279	5.1	1089	239	4.6	328	40	8.2
10)	A. Robinson, Jac. (WR)	1400	80	17.5	0	0	---	1400	80	17.5
11)	Thomas, Den. (WR)	1304	105	12.4	0	0	---	1304	105	12.4
12)	Murray, Oak. (RB)	1298	307	4.2	1066	266	4.0	232	41	5.7
13)	Green, Cin. (WR)	1297	86	15.1	0	0	---	1297	86	15.1
14)	*Gurley, St.L (RB)	1294	250	5.2	1106	229	4.8	188	21	9.0
15t)	Forte, Chi. (RB)	1287	262	4.9	898	218	4.1	389	44	8.8
15t)	Ivory, NY-J (RB)	1287	277	4.6	1070	247	4.3	217	30	7.2
17)	D. Williams, Pit. (RB)	1274	240	5.3	907	200	4.5	367	40	9.2
18)	Landry, Mia. (WR)	1270	128	9.9	113	18	6.3	1157	110	10.5
19)	Miller, Mia. (RB)	1269	241	5.3	872	194	4.5	397	47	8.4
20)	Gore, Ind. (RB)	1234	294	4.2	967	260	3.7	267	34	7.9
21)	Fitzgerald, Ariz (WR)	1215	109	11.1	0	0	---	1215	109	11.1
22)	C. Johnson, Det. (WR)	1214	88	13.8	0	0	---	1214	88	13.8
23)	Evans, T.B. (WR)	1206	74	16.3	0	0	---	1206	74	16.3
24)	Bernard, Cin. (RB)	1202	203	5.9	730	154	4.7	472	49	9.6
25)	McCoy, Buf. (RB)	1187	235	5.1	895	203	4.4	292	32	9.1
26)	Gronkowski, N.E. (TE)	1176	72	16.3	0	0	---	1176	72	16.3
27)	Ingram, N.O. (RB)	1174	216	5.4	769	166	4.6	405	50	8.1
28)	Sanders, Den. (WR)	1164	79	14.7	29	3	9.7	1135	76	14.9
29)	Jennings, NY-G (RB)	1159	224	5.2	863	195	4.4	296	29	10.2
30)	Cooks, N.O. (WR)	1156	92	12.6	18	8	2.3	1138	84	13.5
31t)	Hilton, Ind. (WR)	1124	69	16.3	0	0	---	1124	69	16.3
31t)	Walker, Ten. (TE)	1124	95	11.8	36	1	36.0	1088	94	11.6
33)	Olsen, Car. (TE)	1104	77	14.3	0	0	---	1104	77	14.3
34)	Maclin, K.C. (WR)	1102	90	12.2	14	3	4.7	1088	87	12.5
35)	Woodhead, S.D. (RB)	1091	178	6.1	336	98	3.4	755	80	9.4
36)	Sims, T.B. (RB)	1090	158	6.9	529	107	4.9	561	51	11.0
37)	Stewart, Car. (RB)	1088	258	4.2	989	242	4.1	99	16	6.2
38)	Baldwin, Sea. (WR)	1069	78	13.7	0	0	---	1069	78	13.7
39)	*Cooper, Oak. (WR)	1067	75	14.2	-3	3	-1.0	1070	72	14.9
40)	S. Watkins, Buf. (WR)	1048	61	17.2	1	1	1.0	1047	60	17.5
41)	Barnidge, Cle. (TE)	1043	79	13.2	0	0	---	1043	79	13.2
42)	*D. Johnson, Ariz (RB)	1038	161	6.4	581	125	4.6	457	36	12.7
43)	Hurns, Jac. (WR)	1031	64	16.1	0	0	---	1031	64	16.1
44)	Decker, NY-J (WR)	1027	80	12.8	0	0	---	1027	80	12.8
45)	Jo. Brown, Ariz (WR)	1025	68	15.1	22	3	7.3	1003	65	15.4
46)	Murray, Phi. (RB)	1024	237	4.3	702	193	3.6	322	44	7.3
47)	*Yeldon, Jac. (RB)	1019	218	4.7	740	182	4.1	279	36	7.8
48)	Matthews, Phi. (WR)	997	85	11.7	0	0	---	997	85	11.7
49)	Starks, G.B. (RB)	993	191	5.2	601	148	4.1	392	43	9.1
50)	Snead, N.O. (WR)	984	69	14.3	0	0	---	984	69	14.3

WEEK 17 / THROUGH SUNDAY, JANUARY 3, 2016

AFC / LEADERS IN FIRST DOWNS

Rank	Player, Team	Rush	Rec	Tot
1)	Brown, Pit. (WR)	1	84	85
2)	Hopkins, Hou. (WR)	0	83	83
3)	Marshall, NY-J (WR)	0	76	76
4)	Landry, Mia. (WR)	7	60	67
5)	D. Williams, Pit. (RB)	51	15	66
6t)	Green, Cin. (WR)	0	63	63
6t)	Thomas, Den. (WR)	0	63	63
8)	A. Robinson, Jac. (WR)	0	61	61
9t)	Decker, NY-J (WR)	0	60	60
9t)	Woodhead, S.D. (RB)	21	39	60
11)	Ivory, NY-J (RB)	50	9	59
12)	Murray, Oak. (RB)	49	9	58
13t)	Gore, Ind. (RB)	44	10	54
13t)	McCoy, Buf. (RB)	42	12	54
13t)	Miller, Mia. (RB)	40	14	54
16t)	Aiken, Bal. (WR)	0	53	53
16t)	Walker, Ten. (TE)	1	52	53
18t)	Barnidge, Cle. (TE)	0	52	52
18t)	Bernard, Cin. (RB)	34	18	52
18t)	Gronkowski, N.E. (TE)	0	52	52
18t)	Sanders, Den. (WR)	1	51	52
22t)	J. Hill, Cin. (RB)	45	5	50
22t)	Maclin, K.C. (WR)	1	49	50
24)	Hilton, Ind. (WR)	0	49	49
25)	Hurns, Jac. (WR)	0	48	48
26)	Hillman, Den. (RB)	43	3	46
27t)	*Cooper, Oak. (WR)	0	45	45
27t)	Crabtree, Oak. (WR)	0	45	45
27t)	Forsett, Bal. (RB)	41	4	45
30)	*Allen, Bal. (RB)	28	16	44
31)	*D. Johnson, Cle. (RB)	19	23	42
32t)	*Gordon, S.D. (RB)	33	8	41
32t)	S. Watkins, Buf. (WR)	0	41	41
32t)	West, K.C. (RB)	35	6	41
35t)	Benjamin, Cle. (WR)	1	39	40
35t)	Blount, N.E. (RB)	37	3	40
35t)	Crowell, Cle. (RB)	34	6	40
35t)	Edelman, N.E. (WR)	3	37	40
35t)	Kelce, K.C. (TE)	0	40	40
35t)	Moncrief, Ind. (WR)	0	40	40
41t)	C. Anderson, Den. (RB)	33	6	39
41t)	B. Powell, NY-J (RB)	18	21	39
41t)	*Yeldon, Jac. (RB)	25	14	39
44)	Eifert, Cin. (TE)	0	38	38
45)	Andrews, Ten. (RB)	28	8	36
46)	Blue, Hou. (RB)	33	2	35
47t)	K. Allen, S.D. (WR)	0	34	34
47t)	M. Jones, Cin. (WR)	1	33	34
49t)	Gates, S.D. (TE)	0	33	33
49t)	N. Washington, Hou. (WR)	0	33	33

NFL / LEADERS IN FIRST DOWNS

Rank	Player, Team	Rush	Rec	Tot
1)	Jones, Atl. (WR)	0	93	93
2)	Freeman, Atl. (RB)	67	21	88
3)	Brown, Pit. (WR)	1	84	85
4)	Hopkins, Hou. (WR)	0	83	83
5)	Peterson, Min. (RB)	71	8	79
6)	Marshall, NY-J (WR)	0	76	76
7)	D. Martin, T.B. (RB)	61	10	71
8t)	Beckham, NY-G (WR)	0	67	67
8t)	Landry, Mia. (WR)	7	60	67
10t)	Ingram, N.O. (RB)	44	22	66
10t)	D. Williams, Pit. (RB)	51	15	66
12t)	Fitzgerald, Ariz (WR)	0	65	65
12t)	C. Johnson, Det. (WR)	0	65	65
14)	McFadden, Dal. (RB)	52	12	64
15t)	Evans, T.B. (WR)	0	63	63
15t)	Forte, Chi. (RB)	46	17	63
15t)	Green, Cin. (WR)	0	63	63
15t)	Thomas, Den. (WR)	0	63	63
19)	A. Robinson, Jac. (WR)	0	61	61
20t)	Decker, NY-J (WR)	0	60	60
20t)	Woodhead, S.D. (RB)	21	39	60
22t)	Ivory, NY-J (RB)	50	9	59
22t)	Murray, Phi. (RB)	47	12	59

NFC / LEADERS IN FIRST DOWNS

Rank	Player, Team	Rush	Rec	Tot
1)	Jones, Atl. (WR)	0	93	93
2)	Freeman, Atl. (RB)	67	21	88
3)	Peterson, Min. (RB)	71	8	79
4)	D. Martin, T.B. (RB)	61	10	71
5)	Beckham, NY-G (WR)	0	67	67
6)	Ingram, N.O. (RB)	44	22	66
7t)	Fitzgerald, Ariz (WR)	0	65	65
7t)	C. Johnson, Det. (WR)	0	65	65
9)	McFadden, Dal. (RB)	52	12	64
10t)	Evans, T.B. (WR)	0	63	63
10t)	Forte, Chi. (RB)	46	17	63
12)	Murray, Phi. (RB)	47	12	59
13)	Newton, Car. (QB)	56	0	56
14)	*D. Johnson, Ariz (RB)	34	21	55
15)	Reed, Was. (TE)	0	54	54
16t)	*Gurley, St.L (RB)	45	8	53
16t)	Tate, Det. (WR)	3	50	53
18)	Olsen, Car. (TE)	0	52	52
19)	Jo. Brown, Ariz (WR)	1	49	50
20)	Jennings, NY-G (RB)	40	8	48
21t)	Baldwin, Sea. (WR)	0	47	47
21t)	Cooks, N.O. (WR)	2	45	47
23t)	Lacy, G.B. (RB)	39	7	46
23t)	Stewart, Car. (RB)	41	5	46
25)	Cobb, G.B. (WR)	3	42	45
26t)	Austin, St.L (WR)	23	21	44
26t)	Matthews, Phi. (WR)	0	44	44
26t)	Snead, N.O. (WR)	0	44	44
26t)	Starks, G.B. (RB)	29	15	44
30t)	Garcon, Was. (WR)	0	43	43
30t)	Jeffery, Chi. (WR)	0	43	43
32t)	Sims, T.B. (RB)	20	22	42
32t)	Watson, N.O. (TE)	0	42	42
34t)	Floyd, Ariz (WR)	0	40	40
34t)	*Jones, Was. (RB)	30	10	40
34t)	Sproles, Phi. (RB)	21	19	40
37t)	Ertz, Phi. (TE)	0	39	39
37t)	J. Jones, G.B. (WR)	0	39	39
37t)	*Rawls, Sea. (RB)	37	2	39
40t)	*Abdullah, Det. (RB)	27	11	38
40t)	Ginn, Car. (WR)	2	36	38
40t)	Riddick, Det. (RB)	6	32	38
43t)	*Langford, Chi. (RB)	28	9	37
43t)	Mathews, Phi. (RB)	32	5	37
45t)	Vereen, NY-G (RB)	13	23	36
45t)	Te. Williams, Dal. (WR)	0	36	36
45t)	Witten, Dal. (TE)	0	36	36
48t)	Boldin, S.F. (WR)	0	35	35
48t)	Randle, NY-G (WR)	0	35	35
50t)	*Crowder, Was. (WR)	0	34	34
50t)	Lynch, Sea. (RB)	29	5	34
50t)	Morris, Was. (RB)	32	2	34

24)	Murray, Oak. (RB)	49	9	58
25)	Newton, Car. (QB)	56	0	56
26)	*D. Johnson, Ariz (RB)	34	21	55
27t)	Gore, Ind. (RB)	44	10	54
27t)	McCoy, Buf. (RB)	42	12	54
27t)	Miller, Mia. (RB)	40	14	54
27t)	Reed, Was. (TE)	0	54	54
31t)	Aiken, Bal. (WR)	0	53	53
31t)	*Gurley, St.L (RB)	45	8	53
31t)	Tate, Det. (WR)	3	50	53
31t)	Walker, Ten. (TE)	1	52	53
35t)	Barnidge, Cle. (TE)	0	52	52
35t)	Bernard, Cin. (RB)	34	18	52
35t)	Gronkowski, N.E. (TE)	0	52	52
35t)	Olsen, Car. (TE)	0	52	52
35t)	Sanders, Den. (WR)	1	51	52
40t)	Jo. Brown, Ariz (WR)	1	49	50
40t)	J. Hill, Cin. (RB)	45	5	50
40t)	Maclin, K.C. (WR)	1	49	50
43)	Hilton, Ind. (WR)	0	49	49
44t)	Hurns, Jac. (WR)	0	48	48
44t)	Jennings, NY-G (RB)	40	8	48
46t)	Baldwin, Sea. (WR)	0	47	47
46t)	Cooks, N.O. (WR)	2	45	47
48t)	Hillman, Den. (RB)	43	3	46
48t)	Lacy, G.B. (RB)	39	7	46
48t)	Stewart, Car. (RB)	41	5	46

WEEK 17 / THROUGH SUNDAY, JANUARY 3, 2016**AFC / LEADING PUNTERS**

Rank	Player, Team	No	Yards	Lg	Avg	TB	Blk	Dwn	OB	Opp Ret	In Yds	Net 20	Avg
1)	McAfee, Ind.	85	4052	63	47.7	6	0	13	7	36	386	28	41.7
2)	*Darr, Mia.	92	4380	70	47.6	10	0	8	9	50	526	30	39.7
3)	Kern, Ten.	88	4175	61	47.4	1	0	6	11	47	605	34	40.3
4)	Lechler, Hou.	95	4497	64	47.3	10	0	8	2	60	612	24	38.8
5)	Lee, Cle.	70	3270	67	46.7	4	0	7	7	37	381	25	40.1
6)	Koch, Bal.	74	3454	67	46.7	5	0	7	15	35	176	29	42.9
7)	Schmidt, Buf.	82	3797	65	46.3	3	0	10	9	40	353	22	41.3
8)	Anger, Jac.	80	3700	63	46.3	4	0	6	3	45	462	26	39.5
9)	Allen, N.E.	73	3358	67	46.0	3	1	6	11	39	347	31	39.9
10)	Huber, Cin.	68	3116	67	45.8	6	1	11	4	32	203	22	40.5
11)	Scifres, S.D.	72	3261	68	45.3	2	1	8	4	44	432	15	38.2
12)	King, Oak.	83	3697	70	44.5	4	1	21	9	30	201	40	40.7
13)	Colquitt, K.C.	75	3333	62	44.4	5	0	14	9	26	170	37	40.8
14)	Quigley, NY-J	75	3287	68	43.8	4	1	8	15	34	432	27	36.5
15)	Colquitt, Den.	84	3663	62	43.6	4	0	16	12	36	247	22	39.7
16)	Berry, Pit.	59	2511	79	42.6	2	0	12	5	19	165	28	39.1

NFC / LEADING PUNTERS

Rank	Player, Team	No	Yards	Lg	Avg	TB	Blk	Dwn	OB	Opp Ret	In Yds	Net 20	Avg
1)	Hekker, St.L	96	4601	68	47.9	6	0	17	8	40	289	41	43.7
2)	Bosher, Atl.	58	2735	69	47.2	4	1	4	3	28	272	24	40.4
3)	D. Jones, Phi.	86	4038	64	47.0	8	2	12	1	42	215	29	41.6
4)	Way, Was.	70	3224	64	46.1	7	1	14	5	30	258	21	39.8
5)	Martin, Det.	80	3679	66	46.0	3	0	10	4	43	263	25	42.0
6)	Ryan, Sea.	68	3105	73	45.7	7	0	8	4	29	386	24	37.9
7)	Morstead, N.O.	56	2551	58	45.6	4	0	2	12	24	194	20	40.7
8)	Nortman, Car.	70	3175	65	45.4	5	0	3	6	37	288	20	39.8
9)	C. Jones, Dal.	69	3117	61	45.2	1	0	6	16	24	162	27	42.5
10)	Wing, NY-G	76	3380	64	44.5	6	0	17	2	30	300	33	38.9
11)	O'Donnell, Chi.	70	3097	72	44.2	4	1	11	6	27	197	28	39.7
12)	Masthay, G.B.	81	3554	62	43.9	6	0	6	14	41	174	18	40.2
13)	*Pinion, S.F.	91	3969	62	43.6	5	0	8	13	43	282	31	39.4
14)	Butler, Ariz	60	2575	58	42.9	6	1	8	2	25	295	22	35.4
15)	Schum, T.B.	56	2348	60	41.9	4	0	7	3	27	140	15	38.0
16)	Locke, Min.	66	2746	61	41.6	5	0	8	3	29	152	23	37.8

NFL / LEADING PUNTERS

Rank	Player, Team	No	Yards	Lg	Avg	TB	Blk	Dwn	OB	Opp Ret	In Yds	Net 20	Avg
1)	Hekker, St.L	96	4601	68	47.9	6	0	17	8	40	289	41	43.7
2)	McAfee, Ind.	85	4052	63	47.7	6	0	13	7	36	386	28	41.7
3)	*Darr, Mia.	92	4380	70	47.6	10	0	8	9	50	526	30	39.7
4)	Kern, Ten.	88	4175	61	47.4	1	0	6	11	47	605	34	40.3
5)	Lechler, Hou.	95	4497	64	47.3	10	0	8	2	60	612	24	38.8
6)	Bosher, Atl.	58	2735	69	47.2	4	1	4	3	28	272	24	40.4
7)	D. Jones, Phi.	86	4038	64	47.0	8	2	12	1	42	215	29	41.6
8)	Lee, Cle.	70	3270	67	46.7	4	0	7	7	37	381	25	40.1
9)	Koch, Bal.	74	3454	67	46.7	5	0	7	15	35	176	29	42.9
10)	Schmidt, Buf.	82	3797	65	46.3	3	0	10	9	40	353	22	41.3
11)	Anger, Jac.	80	3700	63	46.3	4	0	6	3	45	462	26	39.5
12)	Way, Was.	70	3224	64	46.1	7	1	14	5	30	258	21	39.8
13)	Allen, N.E.	73	3358	67	46.0	3	1	6	11	39	347	31	39.9
14)	Martin, Det.	80	3679	66	46.0	3	0	10	4	43	263	25	42.0
15)	Huber, Cin.	68	3116	67	45.8	6	1	11	4	32	203	22	40.5
16)	Ryan, Sea.	68	3105	73	45.7	7	0	8	4	29	386	24	37.9
17)	Morstead, N.O.	56	2551	58	45.6	4	0	2	12	24	194	20	40.7
18)	Nortman, Car.	70	3175	65	45.4	5	0	3	6	37	288	20	39.8
19)	Scifres, S.D.	72	3261	68	45.3	2	1	8	4	44	432	15	38.2
20)	C. Jones, Dal.	69	3117	61	45.2	1	0	6	16	24	162	27	42.5
21)	King, Oak.	83	3697	70	44.5	4	1	21	9	30	201	40	40.7
22)	Wing, NY-G	76	3380	64	44.5	6	0	17	2	30	300	33	38.9
23)	Colquitt, K.C.	75	3333	62	44.4	5	0	14	9	26	170	37	40.8
24)	O'Donnell, Chi.	70	3097	72	44.2	4	1	11	6	27	197	28	39.7
25)	Masthay, G.B.	81	3554	62	43.9	6	0	6	14	41	174	18	40.2
26)	Quigley, NY-J	75	3287	68	43.8	4	1	8	15	34	432	27	36.5
27)	*Pinion, S.F.	91	3969	62	43.6	5	0	8	13	43	282	31	39.4
28)	Colquitt, Den.	84	3663	62	43.6	4	0	16	12	36	247	22	39.7
29)	Butler, Ariz	60	2575	58	42.9	6	1	8	2	25	295	22	35.4
30)	Berry, Pit.	59	2511	79	42.6	2	0	12	5	19	165	28	39.1
31)	Schum, T.B.	56	2348	60	41.9	4	0	7	3	27	140	15	38.0
32)	Locke, Min.	66	2746	61	41.6	5	0	8	3	29	152	23	37.8

WEEK 17 / THROUGH SUNDAY, JANUARY 3, 2016**AFC / LEADING PUNTERS, NET AVERAGE**

Rank	Player, Team	No	Yards	Lg	Avg	TB	Blk	Dwn	OB	Opp Ret	Ret Yds	In 20	Net Avg
1)	Koch, Bal.	74	3454	67	46.7	5	0	7	15	35	176	29	42.9
2)	McAfee, Ind.	85	4052	63	47.7	6	0	13	7	36	386	28	41.7
3)	Schmidt, Buf.	82	3797	65	46.3	3	0	10	9	40	353	22	41.3
4)	Colquitt, K.C.	75	3333	62	44.4	5	0	14	9	26	170	37	40.8
5)	King, Oak.	83	3697	70	44.5	4	1	21	9	30	201	40	40.7
6)	Huber, Cin.	68	3116	67	45.8	6	1	11	4	32	203	22	40.5
7)	Kern, Ten.	88	4175	61	47.4	1	0	6	11	47	605	34	40.3
8)	Lee, Cle.	70	3270	67	46.7	4	0	7	7	37	381	25	40.1
9)	Allen, N.E.	73	3358	67	46.0	3	1	6	11	39	347	31	39.9
10)	*Darr, Mia.	92	4380	70	47.6	10	0	8	9	50	526	30	39.7
11)	Colquitt, Den.	84	3663	62	43.6	4	0	16	12	36	247	22	39.7
12)	Anger, Jac.	80	3700	63	46.3	4	0	6	3	45	462	26	39.5
13)	Berry, Pit.	59	2511	79	42.6	2	0	12	5	19	165	28	39.1
14)	Lechler, Hou.	95	4497	64	47.3	10	0	8	2	60	612	24	38.8
15)	Scifres, S.D.	72	3261	68	45.3	2	1	8	4	44	432	15	38.2
16)	Quigley, NY-J	75	3287	68	43.8	4	1	8	15	34	432	27	36.5

NFC / LEADING PUNTERS, NET AVERAGE

Rank	Player, Team	No	Yards	Lg	Avg	TB	Blk	Dwn	OB	Opp Ret	Ret Yds	In 20	Net Avg
1)	Hekker, St.L	96	4601	68	47.9	6	0	17	8	40	289	41	43.7
2)	C. Jones, Dal.	69	3117	61	45.2	1	0	6	16	24	162	27	42.5
3)	Martin, Det.	80	3679	66	46.0	3	0	10	4	43	263	25	42.0
4)	D. Jones, Phi.	86	4038	64	47.0	8	2	12	1	42	215	29	41.6
5)	Morstead, N.O.	56	2551	58	45.6	4	0	2	12	24	194	20	40.7
6)	Bosher, Atl.	58	2735	69	47.2	4	1	4	3	28	272	24	40.4
7)	Masthay, G.B.	81	3554	62	43.9	6	0	6	14	41	174	18	40.2
8)	Nortman, Car.	70	3175	65	45.4	5	0	3	6	37	288	20	39.8
9)	Way, Was.	70	3224	64	46.1	7	1	14	5	30	258	21	39.8
10)	O'Donnell, Chi.	70	3097	72	44.2	4	1	11	6	27	197	28	39.7
11)	*Pinion, S.F.	91	3969	62	43.6	5	0	8	13	43	282	31	39.4
12)	Wing, NY-G	76	3380	64	44.5	6	0	17	2	30	300	33	38.9
13)	Schum, T.B.	56	2348	60	41.9	4	0	7	3	27	140	15	38.0
14)	Ryan, Sea.	68	3105	73	45.7	7	0	8	4	29	386	24	37.9
15)	Locke, Min.	66	2746	61	41.6	5	0	8	3	29	152	23	37.8
16)	Butler, Ariz	60	2575	58	42.9	6	1	8	2	25	295	22	35.4

NFL / LEADING PUNTERS, NET AVERAGE

Rank	Player, Team	No	Yards	Lg	Avg	TB	Blk	Dwn	OB	Opp Ret	Ret Yds	In 20	Net Avg
1)	Hekker, St.L	96	4601	68	47.9	6	0	17	8	40	289	41	43.7
2)	Koch, Bal.	74	3454	67	46.7	5	0	7	15	35	176	29	42.9
3)	C. Jones, Dal.	69	3117	61	45.2	1	0	6	16	24	162	27	42.5
4)	Martin, Det.	80	3679	66	46.0	3	0	10	4	43	263	25	42.0
5)	McAfee, Ind.	85	4052	63	47.7	6	0	13	7	36	386	28	41.7
6)	D. Jones, Phi.	86	4038	64	47.0	8	2	12	1	42	215	29	41.6
7)	Schmidt, Buf.	82	3797	65	46.3	3	0	10	9	40	353	22	41.3
8)	Colquitt, K.C.	75	3333	62	44.4	5	0	14	9	26	170	37	40.8
9)	King, Oak.	83	3697	70	44.5	4	1	21	9	30	201	40	40.7
10)	Morstead, N.O.	56	2551	58	45.6	4	0	2	12	24	194	20	40.7
11)	Huber, Cin.	68	3116	67	45.8	6	1	11	4	32	203	22	40.5
12)	Bosher, Atl.	58	2735	69	47.2	4	1	4	3	28	272	24	40.4
13)	Kern, Ten.	88	4175	61	47.4	1	0	6	11	47	605	34	40.3
14)	Masthay, G.B.	81	3554	62	43.9	6	0	6	14	41	174	18	40.2
15)	Lee, Cle.	70	3270	67	46.7	4	0	7	7	37	381	25	40.1
16)	Allen, N.E.	73	3358	67	46.0	3	1	6	11	39	347	31	39.9
17)	Nortman, Car.	70	3175	65	45.4	5	0	3	6	37	288	20	39.8
18)	Way, Was.	70	3224	64	46.1	7	1	14	5	30	258	21	39.8
19)	O'Donnell, Chi.	70	3097	72	44.2	4	1	11	6	27	197	28	39.7
20)	*Darr, Mia.	92	4380	70	47.6	10	0	8	9	50	526	30	39.7
21)	Colquitt, Den.	84	3663	62	43.6	4	0	16	12	36	247	22	39.7
22)	Anger, Jac.	80	3700	63	46.3	4	0	6	3	45	462	26	39.5
23)	*Pinion, S.F.	91	3969	62	43.6	5	0	8	13	43	282	31	39.4
24)	Berry, Pit.	59	2511	79	42.6	2	0	12	5	19	165	28	39.1
25)	Wing, NY-G	76	3380	64	44.5	6	0	17	2	30	300	33	38.9
26)	Lechler, Hou.	95	4497	64	47.3	10	0	8	2	60	612	24	38.8
27)	Scifres, S.D.	72	3261	68	45.3	2	1	8	4	44	432	15	38.2
28)	Schum, T.B.	56	2348	60	41.9	4	0	7	3	27	140	15	38.0
29)	Ryan, Sea.	68	3105	73	45.7	7	0	8	4	29	386	24	37.9
30)	Locke, Min.	66	2746	61	41.6	5	0	8	3	29	152	23	37.8
31)	Quigley, NY-J	75	3287	68	43.8	4	1	8	15	34	432	27	36.5
32)	Butler, Ariz	60	2575	58	42.9	6	1	8	2	25	295	22	35.4

WEEK 17 / THROUGH SUNDAY, JANUARY 3, 2016**AFC / PUNT RETURN LEADERS**

Rank	Player, Team	Ret	FC	Yards	Avg	Long	TD
1)	Greene, Jac.	18	8	301	16.7	73t	1
2)	Amendola, N.E.	23	12	276	12.0	82	0
3)	Benjamin, Cle.	28	10	324	11.6	78t	1
4)	*Clay, T.B.-Det.-Bal.	23	3	244	10.6	82t	1
5)	Landry, Mia.	36	16	356	9.9	69t	1
6)	Brown, Pit.	22	13	212	9.6	71t	1
7)	McCluster, Ten.	24	15	217	9.0	37	0
8)	J. Ross, Bal.-Oak.	24	14	214	8.9	42	0
9)	Kerley, NY-J	48	19	411	8.6	58	0
10)	*Bray, Ind.	21	7	166	7.9	33	0
11)	Thomas, K.C.	29	2	227	7.8	37	0
12)	*Mumphery, Hou.	36	14	280	7.8	20	0
13)	Tate, Cin.	27	11	171	6.3	18	0

NFC / PUNT RETURN LEADERS

Rank	Player, Team	Ret	FC	Yards	Avg	Long	TD
1)	Sproles, Phi.	38	18	446	11.7	89t	2
2)	Ginn, Car.	27	22	277	10.3	37	0
3)	D. Harris, NY-G	34	7	341	10.0	80t	1
4)	Rainey, T.B.	29	14	288	9.9	58	0
5)	*Lockett, Sea.	40	21	379	9.5	66	1
6)	*Murphy, N.O.	28	7	261	9.3	74t	1
7)	Sherels, Min.	34	15	311	9.1	65t	1
8)	Peterson, Ariz	32	17	260	8.1	38	0
9)	Austin, St.L	34	15	268	7.9	75t	1
10)	Tate, Det.	20	14	149	7.5	23	0
11)	Mariani, Chi.	29	22	192	6.6	20	0
12)	Hyde, G.B.	27	18	157	5.8	16	0
13)	*Crowder, Was.	30	16	158	5.3	16	0

NFL / PUNT RETURN LEADERS

Rank	Player, Team	Ret	FC	Yards	Avg	Long	TD
1)	Greene, Jac.	18	8	301	16.7	73t	1
2)	Amendola, N.E.	23	12	276	12.0	82	0
3)	Sproles, Phi.	38	18	446	11.7	89t	2
4)	Benjamin, Cle.	28	10	324	11.6	78t	1
5)	*Clay, T.B.-Det.-Bal.	23	3	244	10.6	82t	1
6)	Ginn, Car.	27	22	277	10.3	37	0
7)	D. Harris, NY-G	34	7	341	10.0	80t	1
8)	Rainey, T.B.	29	14	288	9.9	58	0
9)	Landry, Mia.	36	16	356	9.9	69t	1
10)	Brown, Pit.	22	13	212	9.6	71t	1
11)	*Lockett, Sea.	40	21	379	9.5	66	1
12)	*Murphy, N.O.	28	7	261	9.3	74t	1
13)	Sherels, Min.	34	15	311	9.1	65t	1
14)	McCluster, Ten.	24	15	217	9.0	37	0
15)	J. Ross, Bal.-Oak.	24	14	214	8.9	42	0
16)	Kerley, NY-J	48	19	411	8.6	58	0
17)	Peterson, Ariz	32	17	260	8.1	38	0
18)	*Bray, Ind.	21	7	166	7.9	33	0
19)	Austin, St.L	34	15	268	7.9	75t	1
20)	Thomas, K.C.	29	2	227	7.8	37	0
21)	*Mumphery, Hou.	36	14	280	7.8	20	0
22)	Tate, Det.	20	14	149	7.5	23	0
23)	Mariani, Chi.	29	22	192	6.6	20	0
24)	Tate, Cin.	27	11	171	6.3	18	0
25)	Hyde, G.B.	27	18	157	5.8	16	0
26)	*Crowder, Was.	30	16	158	5.3	16	0

WEEK 17 / THROUGH SUNDAY, JANUARY 3, 2016**AFC / KICKOFF RETURN LEADERS**

Rank	Player, Team	Ret	Yards	Avg	Long	TD
1)	*Bray, Ind.	21	570	27.1	60	0
2)	Jones, Oak.	31	829	26.7	70	0
3)	Davis, K.C.	24	603	25.1	54	0
4)	D. Williams, Mia.	21	457	21.8	37	0

NFC / KICKOFF RETURN LEADERS

Rank	Player, Team	Ret	Yards	Avg	Long	TD
1)	Patterson, Min.	32	1019	31.8	101t	2
2)	*Abdullah, Det.	37	1077	29.1	104	0
3)	D. Harris, NY-G	22	631	28.7	100t	1
4)	B. Cunningham, St.L	25	714	28.6	102	0
5)	*D. Johnson, Ariz	22	598	27.2	108t	1
6)	*Lockett, Sea.	33	852	25.8	105t	1
7)	Ellington, S.F.	26	665	25.6	40	0
8)	Ross, Was.	28	684	24.4	101t	1
9)	Huff, Phi.	21	498	23.7	49	0

NFL / KICKOFF RETURN LEADERS

Rank	Player, Team	Ret	Yards	Avg	Long	TD
1)	Patterson, Min.	32	1019	31.8	101t	2
2)	*Abdullah, Det.	37	1077	29.1	104	0
3)	D. Harris, NY-G	22	631	28.7	100t	1
4)	B. Cunningham, St.L	25	714	28.6	102	0
5)	*D. Johnson, Ariz	22	598	27.2	108t	1
6)	*Bray, Ind.	21	570	27.1	60	0
7)	Jones, Oak.	31	829	26.7	70	0
8)	*Lockett, Sea.	33	852	25.8	105t	1
9)	Ellington, S.F.	26	665	25.6	40	0
10)	Davis, K.C.	24	603	25.1	54	0
11)	Ross, Was.	28	684	24.4	101t	1
12)	Huff, Phi.	21	498	23.7	49	0
13)	D. Williams, Mia.	21	457	21.8	37	0

WEEK 17 / THROUGH SUNDAY, JANUARY 3, 2016

AFC / LEADERS IN INTERCEPTIONS

Rank	Player, Team	Int	Yards	Avg	Long	TD
1t)	*Peters, K.C.	8	280	35.0	90t	2
1t)	Nelson, Cin.	8	115	14.4	37	0
3)	M. Williams, NY-J	6	45	7.5	21	0
4t)	Jones, Mia.	5	104	20.8	42	2
4t)	Adams, Ind.	5	63	12.6	38	1
4t)	Revis, NY-J	5	48	9.6	24	0
4t)	Woodson, Oak.	5	22	4.4	11	0
8t)	Lowery, Ind.	4	96	24.0	69t	1
8t)	Hal, Hou.	4	54	13.5	31t	1
8t)	Ryan, N.E.	4	39	9.8	25	0
8t)	Amerson, Was.-Oak.	4	28	7.0	24t	1
8t)	House, Jac.	4	21	5.3	15	0
8t)	Grimes, Mia.	4	20	5.0	17	0
8t)	V. Davis, Ind.	4	6	1.5	6	0
15t)	Talib, Den.	3	123	41.0	63t	2
15t)	Dansby, Cle.	3	93	31.0	52t	2
15t)	Verrett, S.D.	3	68	22.7	68t	1
15t)	Harmon, N.E.	3	50	16.7	30	0
15t)	Gilmore, Buf.	3	33	11.0	29	0
15t)	Gilchrist, NY-J	3	31	10.3	31	0
15t)	Posluszny, Jac.	3	25	8.3	19	0
15t)	J. Smith, Bal.	3	24	8.0	24t	1
15t)	Mitchell, Pit.	3	16	5.3	9	0
15t)	A. Jones, Cin.	3	14	4.7	14	0
15t)	R. Parker, K.C.	3	5	1.7	5	0

NFL / LEADERS IN INTERCEPTIONS

Rank	Player, Team	Int	Yards	Avg	Long	TD
1t)	*Peters, K.C.	8	280	35.0	90t	2
1t)	Nelson, Cin.	8	115	14.4	37	0
3t)	Johnson, St.L	7	136	19.4	58t	1
3t)	Coleman, Car.	7	89	12.7	36t	1
5)	M. Williams, NY-J	6	45	7.5	21	0
6t)	Jones, Mia.	5	104	20.8	42	2
6t)	Mathieu, Ariz	5	92	18.4	33t	1
6t)	E. Thomas, Sea.	5	67	13.4	32	0
6t)	Adams, Ind.	5	63	12.6	38	1
6t)	Revis, NY-J	5	48	9.6	24	0
6t)	Woodson, Oak.	5	22	4.4	11	0
6t)	R. Johnson, Ariz	5	14	2.8	11	0
13t)	Norman, Car.	4	110	27.5	46t	2
13t)	Lowery, Ind.	4	96	24.0	69t	1
13t)	Quin, Det.	4	77	19.3	31t	1
13t)	Hal, Hou.	4	54	13.5	31t	1
13t)	Kuechly, Car.	4	48	12.0	32t	1
13t)	Ryan, N.E.	4	39	9.8	25	0
13t)	Amerson, Was.-Oak.	4	28	7.0	24t	1
13t)	Davis, Car.	4	22	5.5	22	0
13t)	House, Jac.	4	21	5.3	15	0
13t)	Grimes, Mia.	4	20	5.0	17	0
13t)	V. Davis, Ind.	4	6	1.5	6	0
24t)	Talib, Den.	3	123	41.0	63t	2

NFC / LEADERS IN INTERCEPTIONS

Rank	Player, Team	Int	Yards	Avg	Long	TD
1t)	Johnson, St.L	7	136	19.4	58t	1
1t)	Coleman, Car.	7	89	12.7	36t	1
3t)	Mathieu, Ariz	5	92	18.4	33t	1
3t)	E. Thomas, Sea.	5	67	13.4	32	0
3t)	R. Johnson, Ariz	5	14	2.8	11	0
6t)	Norman, Car.	4	110	27.5	46t	2
6t)	Quin, Det.	4	77	19.3	31t	1
6t)	Kuechly, Car.	4	48	12.0	32t	1
6t)	Davis, Car.	4	22	5.5	22	0
10t)	McBride, NY-G	3	84	28.0	63t	1
10t)	Rodgers-Cromartie, NY-G	3	72	24.0	58t	1
10t)	Thummond, Phi.	3	67	22.3	44	0
10t)	*Randall, G.B.	3	47	15.7	43t	1
10t)	Acker, S.F.	3	45	15.0	45	0
10t)	Hyde, G.B.	3	36	12.0	34	0
10t)	Brock, S.F.	3	26	8.7	26	0
10t)	Breaux, N.O.	3	22	7.3	22	0
10t)	David, T.B.	3	19	6.3	20t	1
10t)	Shields, G.B.	3	15	5.0	15	0
10t)	Allen, Atl.	3	13	4.3	13	0
10t)	Newman, Min.	3	4	1.3	4	0
10t)	Jenkins, St.L	3	0	0.0	0	0
23t)	Jenkins, Phi.	2	99	49.5	99t	1
23t)	Alford, Atl.	2	76	38.0	59t	1
23t)	*Hicks, Phi.	2	67	33.5	67t	1
23t)	Lane, Sea.	2	60	30.0	54	0
23t)	Breeland, Was.	2	56	28.0	28	0
23t)	*Rollins, G.B.	2	48	24.0	45t	1
23t)	Peterson, Ariz	2	41	20.5	40	0
23t)	Smith, Min.	2	35	17.5	35t	1
23t)	Munnerlyn, Min.	2	30	15.0	32	0
23t)	Sherman, Sea.	2	30	15.0	26	0
23t)	Jefferson, Ariz	2	26	13.0	26t	1
23t)	Meriweather, NY-G	2	26	13.0	26	0
23t)	Fuller, Chi.	2	24	12.0	15	0
23t)	Maxwell, Phi.	2	22	11.0	22	0
23t)	Worrlow, Atl.	2	22	11.0	11	0
23t)	Bethel, Ariz	2	21	10.5	21t	1
23t)	Heath, Dal.	2	19	9.5	19	0
23t)	Carroll, Phi.	2	18	9.0	17t	1
23t)	*Alexander, T.B.	2	15	7.5	15	0
23t)	Moore, Atl.	2	14	7.0	11	0
23t)	Trattou, Min.	2	14	7.0	11	0
23t)	Blackmon, Was.	2	7	3.5	6	0
23t)	Riley, Was.	2	7	3.5	7	0
23t)	Chancellor, Sea.	2	6	3.0	6	0
23t)	Conte, T.B.	2	-4	-2.0	-2	0
23t)	Clinton-Dix, G.B.	2	2	1.0	2	0
23t)	McDougald, T.B.	2	1	0.5	1	0
23t)	Unga, NY-G	2	1	0.5	1	0
23t)	Slay, Det.	2	0	0.0	0	0
23t)	Tillman, Car.	2	0	0.0	0	0
24t)	Dansby, Cle.	3	93	31.0	52t	2
24t)	McBride, NY-G	3	84	28.0	63t	1
24t)	Rodgers-Cromartie, NY-G	3	72	24.0	58t	1
24t)	Verrett, S.D.	3	68	22.7	68t	1
24t)	Thummond, Phi.	3	67	22.3	44	0
24t)	Harmon, N.E.	3	50	16.7	30	0
24t)	*Randall, G.B.	3	47	15.7	43t	1
24t)	Acker, S.F.	3	45	15.0	45	0
24t)	Hyde, G.B.	3	36	12.0	34	0
24t)	Gilmore, Buf.	3	33	11.0	29	0
24t)	Gilchrist, NY-J	3	31	10.3	31	0
24t)	Brock, S.F.	3	26	8.7	26	0
24t)	Posluszny, Jac.	3	25	8.3	19	0
24t)	J. Smith, Bal.	3	24	8.0	24t	1
24t)	Breaux, N.O.	3	22	7.3	22	0
24t)	David, T.B.	3	19	6.3	20t	1
24t)	Mitchell, Pit.	3	16	5.3	9	0
24t)	Shields, G.B.	3	15	5.0	15	0
24t)	A. Jones, Cin.	3	14	4.7	14	0
24t)	Allen, Atl.	3	13	4.3	13	0
24t)	R. Parker, K.C.	3	5	1.7	5	0
24t)	Newman, Min.	3	4	1.3	4	0
24t)	Jenkins, St.L	3	0	0.0	0	0

AFC / LEADERS IN SACKS

Rank	Player, Team	Sacks
1)	Watt, Hou. (DE)	17.5
2)	Mack, Oak. (DE)	15.0
3)	Dunlap, Cin. (DE)	13.5
4)	Cha. Jones, N.E. (DE)	12.5
5t)	Mercilus, Hou. (LB)	12.0
5t)	Wilkerson, NY-J (DE)	12.0
7t)	Atkins, Cin. (DT)	11.0
7t)	Miller, Den. (LB)	11.0
9)	Ingram, S.D. (LB)	10.5
10)	Sheard, N.E. (DE)	8.0
11t)	Houston, K.C. (LB)	7.5
11t)	Vernon, Mia. (DE)	7.5
11t)	Ware, Den. (LB)	7.5
14t) Casey, Ten. (DE)		7.0
14t)	Heyward, Pit. (DE)	7.0
14t)	Langford, Ind. (DE)	7.0
14t)	Mathis, Ind. (LB)	7.0
14t) Orakpo, Ten. (LB)		7.0
14t)	Wake, Mia. (DE)	7.0
20t)	Hali, K.C. (LB)	6.5
20t)	Ninkovich, N.E. (DE)	6.5
20t)	Tuitt, Pit. (DE)	6.5
23t)	Attaochu, S.D. (LB)	6.0
23t)	D. Bryant, Cle. (DE)	6.0
23t)	Dumervil, Bal. (LB)	6.0
23t)	Suh, Mia. (DT)	6.0
27t)	Barrett, Den. (LB)	5.5
27t)	A. Bryant, Cle. (LB)	5.5
27t)	Collins, N.E. (LB)	5.5
27t)	Howard, K.C. (NT)	5.5
27t)	Odrick, Jac. (DE)	5.5
27t)	*Z. Smith, Bal. (LB)	5.5
27t)	Wolfe, Den. (DE)	5.5
34t)	Harrison, Pit. (LB)	5.0
34t)	Hughes, Buf. (DE)	5.0
34t)	Jackson, Den. (DE)	5.0
34t)	M. Johnson, Cin. (DE)	5.0
34t)	R. Parker, K.C. (DB)	5.0
34t)	Peko, Cin. (DT)	5.0
34t)	Richardson, NY-J (DE)	5.0
34t)	Simon, Hou. (LB)	5.0
34t)	Timmons, Pit. (LB)	5.0
34t)	M. Williams, Buf. (DE)	5.0
34t) Woodyard, Ten. (LB)		5.0
45t)	Bailey, K.C. (DE)	4.5
45t)	Clowney, Hou. (LB)	4.5
45t)	Guy, Bal. (DE)	4.5
45t)	D. Harris, NY-J (LB)	4.5
45t) Morgan, Ten. (LB)		4.5
50t)	W. Allen, Pit. (DB)	4.0
50t)	Branch, Jac. (DE)	4.0
50t)	Colvin, Jac. (DB)	4.0
50t)	*Dupree, Pit. (LB)	4.0
50t)	Ford, K.C. (LB)	4.0
50t)	Jernigan, Bal. (DE)	4.0
50t)	Johnson, K.C. (LB)	4.0
50t) Klug, Ten. (DE)		4.0
50t)	*Mauldin, NY-J (LB)	4.0
50t)	R. Miller, Jac. (DT)	4.0
50t)	Moats, Pit. (LB)	4.0

NFL / LEADERS IN SACKS

Rank	Player, Team	Sacks
1)	Watt, Hou. (DE)	17.5
2)	Mack, Oak. (DE)	15.0
3)	Ansah, Det. (DE)	14.5
4)	Dunlap, Cin. (DE)	13.5
5)	Cha. Jones, N.E. (DE)	12.5
6t)	Mercilus, Hou. (LB)	12.0
6t)	Wilkerson, NY-J (DE)	12.0
8t)	Atkins, Cin. (DT)	11.0
8t)	Donald, St.L (DT)	11.0
8t)	Miller, Den. (LB)	11.0
8t)	Short, Car. (DT)	11.0
12t)	Griffen, Min. (DE)	10.5
12t)	Ingram, S.D. (LB)	10.5
12t)	Peppers, G.B. (LB)	10.5
15t)	Bennett, Sea. (DE)	10.0
15t)	Jordan, N.O. (DE)	10.0
17t)	Ayers, NY-G (DE)	9.5
17t)	Cox, Phi. (DE)	9.5

50t)	D. Moore, NY-G-Mia. (DE)	4.0
50t)	Mosley, Bal. (LB)	4.0
50t)	*Ray, Den. (LB)	4.0
50t)	M. Smith, Oak. (LB)	4.0

NFC / LEADERS IN SACKS

Rank	Player, Team	Sacks
1)	Ansah, Det. (DE)	14.5
2t)	Donald, St.L (DT)	11.0
2t)	Short, Car. (DT)	11.0
4t)	Griffen, Min. (DE)	10.5
4t)	Peppers, G.B. (LB)	10.5
6t)	Bennett, Sea. (DE)	10.0
6t)	Jordan, N.O. (DE)	10.0
8t)	Ayers, NY-G (DE)	9.5
8t)	Cox, Phi. (DE)	9.5
8t)	Kerrigan, Was. (LB)	9.5
11)	Avril, Sea. (DE)	9.0
12)	McCoy, T.B. (DT)	8.5
13t)	Freeney, Ariz (LB)	8.0
13t)	D. Lawrence, Dal. (DE)	8.0
13t)	*P. Smith, Was. (LB)	8.0
16t)	Barwin, Phi. (LB)	7.0
16t)	Houston, Chi. (LB)	7.0
16t)	J. Smith, T.B. (DE)	7.0
16t)	Taylor, Det. (DE)	7.0
20t)	Brooks, S.F. (LB)	6.5
20t)	Graham, Phi. (LB)	6.5
20t)	Lynch, S.F. (LB)	6.5
20t)	Matthews, G.B. (LB)	6.5
20t)	Young, Chi. (LB)	6.5
25t)	Addison, Car. (DE)	6.0
25t)	Baker, Was. (DE)	6.0
25t)	Hardy, Dal. (DE)	6.0
25t)	*Hunter, Min. (DE)	6.0
25t)	McPhee, Chi. (LB)	6.0
30t)	Davis, Car. (LB)	5.5
30t)	Hayes, St.L (DE)	5.5
30t)	Irvin, Sea. (LB)	5.5
30t)	T. Johnson, Min. (DT)	5.5
34t)	Campbell, Ariz (DE)	5.0
34t)	T. Crawford, Dal. (DT)	5.0
34t)	Ealy, Car. (DE)	5.0
34t)	Edebali, N.O. (LB)	5.0
34t)	Jones, T.B. (DE)	5.0
34t)	Quinn, St.L (DE)	5.0
34t)	Robison, Min. (DE)	5.0
41t)	*Goldman, Chi. (NT)	4.5
41t)	J. Jones, Det. (DE)	4.5
43t)	*Beasley, Atl. (DE)	4.0
43t)	J. Crawford, Dal. (DE)	4.0
43t)	Daniels, G.B. (DE)	4.0
43t)	*M. Golden, Ariz (LB)	4.0
43t)	Jenkins, Chi. (DE)	4.0
43t)	*Kendricks, Min. (LB)	4.0
43t)	*Kikaha, N.O. (LB)	4.0
43t)	Neal, G.B. (LB)	4.0

17t)	Kerrigan, Was. (LB)	9.5	29t)	Wake, Mia. (DE)	7.0
20)	Avril, Sea. (DE)	9.0	39t)	Brooks, S.F. (LB)	6.5
21)	McCoy, T.B. (DT)	8.5	39t)	Graham, Phi. (LB)	6.5
22t)	Freeney, Ariz (LB)	8.0	39t)	Hali, K.C. (LB)	6.5
22t)	D. Lawrence, Dal. (DE)	8.0	39t)	Lynch, S.F. (LB)	6.5
22t)	Sheard, N.E. (DE)	8.0	39t)	Matthews, G.B. (LB)	6.5
22t)	*P. Smith, Was. (LB)	8.0	39t)	Ninkovich, N.E. (DE)	6.5
26t)	Houston, K.C. (LB)	7.5	39t)	Tuitt, Pit. (DE)	6.5
26t)	Vernon, Mia. (DE)	7.5	39t)	Young, Chi. (LB)	6.5
26t)	Ware, Den. (LB)	7.5	47t)	Addison, Car. (DE)	6.0
29t)	Barwin, Phi. (LB)	7.0	47t)	Attaochu, S.D. (LB)	6.0
29t) Casey, Ten. (DE)		7.0	47t)	Baker, Was. (DE)	6.0
29t)	Heyward, Pit. (DE)	7.0	47t)	D. Bryant, Cle. (DE)	6.0
29t)	Houston, Chi. (LB)	7.0	47t)	Dumervil, Bal. (LB)	6.0
29t)	Langford, Ind. (DE)	7.0	47t)	Hardy, Dal. (DE)	6.0
29t)	Mathis, Ind. (LB)	7.0	47t)	*Hunter, Min. (DE)	6.0
29t) Orakpo, Ten. (LB)		7.0	47t)	McPhee, Chi. (LB)	6.0
29t)	J. Smith, T.B. (DE)	7.0	47t)	Suh, Mia. (DT)	6.0
29t)	Taylor, Det. (DE)	7.0			

AFC / DEFENSIVE FUMBLE RECOVERIES

Rank	Player, Team	Ret	Yards	Avg	Long	TD
1)	Revis, NY-J	4	18	4.5	17	0
2t)	Woodson, Oak.	3	36	12.0	38	0
2t)	Miller, Den.	3	0	0.0	0	0
2t)	Upshaw, Bal.	3	0	0.0	0	0
5t)	Mosley, Bal.	2	41	20.5	41t	1
5t)	Mayowa, Oak.	2	40	20.0	40	0
5t)	Demps, Hou.	2	33	16.5	33t	1
5t)	Graham, Buf.	2	29	14.5	29	0
5t)	Nelson, Cin.	2	25	12.5	25	0
5t)	Freeny, N.E.	2	12	6.0	7	0
5t)	Moats, Pit.	2	3	1.5	3	0
5t)	Winn, Ind.	2	2	1.0	2	0
5t)	Barrett, Den.	2	0	0.0	0	0
5t)	Bass, Ten.	2	0	0.0	0	0
5t)	*M. Brown, N.E.	2	0	0.0	0	0
5t)	Crick, Hou.	2	0	0.0	0	0
5t)	Dumervil, Bal.	2	0	0.0	0	0
5t)	S. Johnson, Ten.	2	0	0.0	0	0
5t)	Jar. Jones, Pit.	2	0	0.0	0	0
5t)	Mitchell, Pit.	2	0	0.0	0	0
5t)	Stewart, Den.	2	0	0.0	0	0
5t)	K. Williams, Cle.	2	0	0.0	0	0
5t)	V. Williams, Pit.	2	0	0.0	0	0
5t)	Howard, K.C.	2	-1	-0.5	0	0
5t)	Jackson, Den.	2	-2	-1.0	0	0

NFL / DEFENSIVE FUMBLE RECOVERIES

Rank	Player, Team	Ret	Yards	Avg	Long	TD
1)	Revis, NY-J	4	18	4.5	17	0
2t)	Ayers, St.L	3	45	15.0	45t	1
2t)	Wagner, Sea.	3	45	15.0	23t	2
2t)	Woodson, Oak.	3	36	12.0	38	0
2t)	J. Smith, T.B.	3	22	7.3	10	1
2t)	*Hicks, Phi.	3	11	3.7	11	0
2t)	Miller, Den.	3	0	0.0	0	0
2t)	Upshaw, Bal.	3	0	0.0	0	0
9t)	Munnerlyn, Min.	2	55	27.5	55t	1
9t)	Mosley, Bal.	2	41	20.5	41t	1
9t)	Mayowa, Oak.	2	40	20.0	40	0
9t)	Redding, Ariz	2	36	18.0	36t	1
9t)	Demps, Hou.	2	33	16.5	33t	1
9t)	Graham, Buf.	2	29	14.5	29	0
9t)	Nelson, Cin.	2	25	12.5	25	0
9t)	Trufant, Atl.	2	21	10.5	24t	1
9t)	Goldson, Was.	2	14	7.0	14	0
9t)	Freeny, N.E.	2	12	6.0	7	0
9t)	Norman, Car.	2	12	6.0	12	0
9t)	Powers, Ariz	2	12	6.0	7t	1
9t)	Swearinger, T.B.-Ariz	2	12	6.0	12	0
9t)	Wade, NY-G	2	5	2.5	5t	1
9t)	Wright, Sea.	2	4	2.0	4	0
9t)	Moats, Pit.	2	3	1.5	3	0
9t)	Winn, Ind.	2	2	1.0	2	0
9t)	Ansah, Det.	2	1	0.5	1	0
9t)	Harper, Car.	2	1	0.5	1	0
9t)	Baker, Was.	2	0	0.0	0	0
9t)	Barrett, Den.	2	0	0.0	0	0
9t)	Bass, Ten.	2	0	0.0	0	0
9t)	Blackmon, Was.	2	0	0.0	0	0
9t)	*M. Brown, N.E.	2	0	0.0	0	0

NFC / DEFENSIVE FUMBLE RECOVERIES

Rank	Player, Team	Ret	Yards	Avg	Long	TD
1t)	Ayers, St.L	3	45	15.0	45t	1
1t)	Wagner, Sea.	3	45	15.0	23t	2
1t)	J. Smith, T.B.	3	22	7.3	10	1
1t)	*Hicks, Phi.	3	11	3.7	11	0
5t)	Munnerlyn, Min.	2	55	27.5	55t	1
5t)	Redding, Ariz	2	36	18.0	36t	1
5t)	Trufant, Atl.	2	21	10.5	24t	1
5t)	Goldson, Was.	2	14	7.0	14	0
5t)	Norman, Car.	2	12	6.0	12	0
5t)	Powers, Ariz	2	12	6.0	7t	1
5t)	Swearinger, T.B.-Ariz	2	12	6.0	12	0
5t)	Wade, NY-G	2	5	2.5	5t	1
5t)	Wright, Sea.	2	4	2.0	4	0
5t)	Ansah, Det.	2	1	0.5	1	0
5t)	Harper, Car.	2	1	0.5	1	0
5t)	Baker, Was.	2	0	0.0	0	0
5t)	Blackmon, Was.	2	0	0.0	0	0
5t)	Bucannon, Ariz	2	0	0.0	0	0
5t)	Cox, Phi.	2	0	0.0	0	0
5t)	David, T.B.	2	0	0.0	0	0
5t)	Ealy, Car.	2	0	0.0	0	0
5t)	Exum, Min.	2	0	0.0	0	0
5t)	Hyde, G.B.	2	0	0.0	0	0
5t)	Jordan, N.O.	2	0	0.0	0	0
5t)	Melton, T.B.	2	0	0.0	0	0
5t)	Murphy, Was.	2	0	0.0	0	0
5t)	Pierre-Paul, NY-G	2	0	0.0	0	0
5t)	Robison, Min.	2	0	0.0	0	0
5t)	Short, Car.	2	0	0.0	0	0
5t)	*Timu, Chi.	2	0	0.0	0	0
5t)	Tulloch, Det.	2	0	0.0	0	0
5t)	Breeland, Was.	2	-1	-0.5	0	0
9t)	Bucannon, Ariz	2	0	0.0	0	0
9t)	Cox, Phi.	2	0	0.0	0	0
9t)	Crick, Hou.	2	0	0.0	0	0
9t)	David, T.B.	2	0	0.0	0	0
9t)	Dumervil, Bal.	2	0	0.0	0	0
9t)	Ealy, Car.	2	0	0.0	0	0
9t)	Exum, Min.	2	0	0.0	0	0
9t)	Hyde, G.B.	2	0	0.0	0	0
9t)	S. Johnson, Ten.	2	0	0.0	0	0
9t)	Jar. Jones, Pit.	2	0	0.0	0	0
9t)	Jordan, N.O.	2	0	0.0	0	0
9t)	Melton, T.B.	2	0	0.0	0	0
9t)	Mitchell, Pit.	2	0	0.0	0	0
9t)	Murphy, Was.	2	0	0.0	0	0
9t)	Pierre-Paul, NY-G	2	0	0.0	0	0
9t)	Robison, Min.	2	0	0.0	0	0
9t)	Short, Car.	2	0	0.0	0	0
9t)	Stewart, Den.	2	0	0.0	0	0
9t)	*Timu, Chi.	2	0	0.0	0	0
9t)	Tulloch, Det.	2	0	0.0	0	0
9t)	K. Williams, Cle.	2	0	0.0	0	0
9t)	V. Williams, Pit.	2	0	0.0	0	0
9t)	Breeland, Was.	2	-1	-0.5	0	0
9t)	Howard, K.C.	2	-1	-0.5	0	0
9t)	Jackson, Den.	2	-2	-1.0	0	0

WEEK 17 / THROUGH SUNDAY, JANUARY 3, 2016

AFC / SINGLE-GAME HIGHS / PLAYERS

Most Points-- 24, Woodhead, S.D. vs. Miami, 12/20, (4 td, 0 fg, 0 xp, 0 2pt)
Passing Yards-- 503, Rivers, S.D. at G.B., 10/18, (43-65, 503, 2 td, 0 int)
Longest Pass-- 90, Bortles, Jax at N.O., 12/27, (to Robinson, Allen, td)
Passing Touchdowns-- 5, Bortles, Jax at Tenn., 12/6, (24-36, 322, 5 td, 0 int)
Rushing Yards-- 175, Miller, Miami vs. Hou., 10/25, (14-175, 1 td)
Rushing Attempts-- 31, Blue, Hou. vs. T.B., 9/27, (31-139, 1 td)
Longest Rush-- 87, Mariota, Tenn. vs. Jax , 12/6, td
Receptions-- 17, Brown, Pitt. vs. Oak., 11/8, (17-284, 0 td)
Receiving Yards-- 284, Brown, Pitt. vs. Oak., 11/8, (17-284, 0 td)
Kickoff Return Yards-- 164, Thigpen, Buff. at K.C., 11/29, (7-164, 0 td)
Kickoff Returns-- 7, Thigpen, Buff. at K.C., 11/29, (7-164, 0 td)
Longest Kickoff Return-- 75, K. Martin, N.E. vs. Tenn., 12/20
Punt Return Yards-- 154, Benjamin, Clev. vs. Tenn., 9/20, (6-154, 0 fc, 1 td)
Punt Returns-- 7, Kerley, NY-J vs. Phil., 9/27, (7-69, 2 fc, 0 td)
Longest Punt Return-- 83, Bolden, Denv. at Ind., 11/8, td
Interceptions-- 2, Dansby, Clev. vs. Denv., 10/18 (OT), (2-41, 1 td)
Interceptions-- 2, (9 times in Non-Overtime Games)
Longest Interception Return-- 90, Peters, K.C. at Balt., 12/20, td
Sacks-- 5.0, Mack, Oak. at Denv., 12/13
Scrimmage Yards-- 306, Brown, Pitt. vs. Oak., 11/8, (Rush 2-22, Rec 17-284)
Longest Punt-- 79, Berry, Pitt. vs. Ariz., 10/18
Punts-- 10, Allen, N.E. at Denv., 11/29 (OT), (10-450, 45.0)
Punts-- 10, McAfee, Ind. vs. N.O., 10/25, (10-517, 51.7)
Punts-- 10, King, Oak. at Denv., 12/13, (10-460, 46.0)
Field Goals Made-- 7, Santos, K.C. at Cin., 10/4, (7-7, 51 lg)
Longest Field Goal-- 58, Myers, Jax vs. Miami, 9/20

NFC / SINGLE-GAME HIGHS / PLAYERS

Most Points-- 19, Walsh, Minn. vs. NY-G, 12/27, (0 td, 5 fg, 4 xp, 0 2pt)
Passing Yards-- 505, Brees, N.O. vs. NY-G, 11/1, (39-50, 505, 7 td, 2 int)
Longest Pass-- 87, Cutler, Chi. at St.L., 11/15, (to Miller, Zach, td)
Longest Pass-- 87, Manning, NY-G vs. N.E., 11/15, (to Beckham, Odell, td)
Passing Touchdowns-- 7, Brees, N.O. vs. NY-G, 11/1, (39-50, 505, 7 td, 2 int)
Rushing Yards-- 235, D. Martin, T.B. at Phil., 11/22, (27-235, 0 td)
Rushing Attempts-- 30, (4 times in Non-Overtime Games)
Longest Rush-- 84, D. Martin, T.B. at Phil., 11/22
Receptions-- 13, Jones, Atl. at NY-G, 9/20, (13-135, 0 td)
Receptions-- 13, Ertz, Phil. vs. Wash., 12/26, (13-122, 0 td)
Receiving Yards-- 196, Jo. Brown, Ariz. at Pitt., 10/18, (10-196, 0 td)
Kickoff Return Yards-- 198, Patterson, Minn. vs. Sea., 12/6, (5-198, 1 td)
Kickoff Returns-- 7, Vereen, NY-G at Minn., 12/27, (7-142, 0 td)
Longest Kickoff Return-- 108, D. Johnson, Ariz. at Chi., 9/20, td
Punt Return Yards-- 139, Lockett, Sea. at Ariz., 1/3, (4-139, 1 fc, 0 td)
Punt Returns-- 8, Murphy, N.O. at Ind., 10/25, (8-44, 0 fc, 0 td)
Longest Punt Return-- 89, Sproles, Phil. at NY-J, 9/27, td
Interceptions-- 2, Alford, Atl. vs. Wash., 10/11 (OT), (2-76, 1 td)
Interceptions-- 2, (9 times in Non-Overtime Games)
Longest Interception Return-- 99, Jenkins, Phil. at N.E., 12/6, td
Sacks-- 3.5, Bennett, Sea. at S.F., 10/22
Sacks-- 3.5, Ansah, Det. vs. Phil., 11/26
Scrimmage Yards-- 255, Rawls, Sea. vs. S.F., 11/22, (Rush 30-209, Rec 3-46)
Longest Punt-- 73, Ryan, Sea. at St.L., 9/13 (OT)
Longest Punt-- 72, O'Donnell, Chi. at Sea., 9/27
Punts-- 10, O'Donnell, Chi. at Sea., 9/27, (10-477, 47.7)
Punts-- 10, Morstead, N.O. at Ind., 10/25, (10-487, 48.7)
Field Goals Made-- 5, (4 times in Non-Overtime Games)
Longest Field Goal-- 61, Zuerlein, St.L. at Minn., 11/8 (OT)
Longest Field Goal-- 59, Prater, Det. at Chi., 1/3

WEEK 17 / THROUGH SUNDAY, JANUARY 3, 2016**NFL / SINGLE-GAME HIGHS / PLAYERS**

Most Points-- 24, Woodhead, S.D. vs. Miami, 12/20, (4 td, 0 fg, 0 xp, 0 2pt)
Passing Yards-- 505, Brees, N.O. vs. NY-G, 11/1, (39-50, 505, 7 td, 2 int)
Longest Pass-- 90, Bortles, Jax at N.O., 12/27, (to Robinson, Allen, td)
Passing Touchdowns-- 7, Brees, N.O. vs. NY-G, 11/1, (39-50, 505, 7 td, 2 int)
Rushing Yards-- 235, D. Martin, T.B. at Phil., 11/22, (27-235, 0 td)
Rushing Attempts-- 31, Blue, Hou. vs. T.B., 9/27, (31-139, 1 td)
Longest Rush-- 87, Mariota, Tenn. vs. Jax , 12/6, td
Receptions-- 17, Brown, Pitt. vs. Oak., 11/8, (17-284, 0 td)
Receiving Yards-- 284, Brown, Pitt. vs. Oak., 11/8, (17-284, 0 td)
Kickoff Return Yards-- 198, Patterson, Minn. vs. Sea., 12/6, (5-198, 1 td)
Kickoff Returns-- 7, Thigpen, Buff. at K.C., 11/29, (7-164, 0 td)
Kickoff Returns-- 7, Vereen, NY-G at Minn., 12/27, (7-142, 0 td)
Longest Kickoff Return-- 108, D. Johnson, Ariz. at Chi., 9/20, td
Punt Return Yards-- 154, Benjamin, Clev. vs. Tenn., 9/20, (6-154, 0 fc, 1 td)
Punt Returns-- 8, Murphy, N.O. at Ind., 10/25, (8-44, 0 fc, 0 td)
Longest Punt Return-- 89, Sproles, Phil. at NY-J, 9/27, td
Interceptions-- 2, Alford, Atl. vs. Wash., 10/11 (OT), (2-76, 1 td)
Interceptions-- 2, Dansby, Clev. vs. Denv., 10/18 (OT), (2-41, 1 td)
Interceptions-- 2, (18 times in Non-Overtime Games)
Longest Interception Return-- 99, Jenkins, Phil. at N.E., 12/6, td
Sacks-- 5.0, Mack, Oak. at Denv., 12/13
Scrimmage Yards-- 306, Brown, Pitt. vs. Oak., 11/8, (Rush 2-22, Rec 17-284)
Longest Punt-- 79, Berry, Pitt. vs. Ariz., 10/18
Punts-- 10, Allen, N.E. at Denv., 11/29 (OT), (10-450, 45.0)
Punts-- 10, (4 times in Non-Overtime Games)
Field Goals Made-- 7, Santos, K.C. at Cin., 10/4, (7-7, 51 lg)
Longest Field Goal-- 61, Zuerlein, St.L. at Minn., 11/8 (OT)
Longest Field Goal-- 59, Prater, Det. at Chi., 1/3

WEEK 17 / THROUGH SUNDAY, JANUARY 3, 2016**300-Yard Passing Games**

505, Brees, NO vs. NYG 11/01 (39-50, 7 TD)	355, Brady, NE vs. NYJ 10/25 (34-54, 2 TD)
503, Rivers, SD at GB 10/18 (43-65, 2 TD)	355, Brees, NO at ARI 09/13 (30-48, 1 TD)
466, Brady, NE at BUF 09/20 (38-59, 3 TD)	354, Gabbert, SF vs. STL 01/03 (ot) (28-44, 1 TD)
457, McCown, CLE at BAL 10/11 (ot) (36-51, 2 TD)	353, Cutler, CHI at DET 10/18 (ot) (26-41, 1 TD)
456, Roethlisberger, PIT at SEA 11/29 (36-55, 1 TD)	352, Palmer, ARI vs. STL 10/04 (29-46, 1 TD)
441, Manning, NYG vs. SF 10/11 (41-54, 3 TD)	351, Carr, OAK vs. BAL 09/20 (30-46, 3 TD)
435, Moore, DAL vs. WAS 01/03 (33-48, 3 TD)	351, Roethlisberger, PIT at NE 09/10 (26-38, 1 TD)
421, Palmer, ARI at PIT 10/18 (29-45, 1 TD)	351, Tannehill, MIA at NYJ 11/29 (33-58, 3 TD)
412, Brees, NO vs. JAX 12/27 (25-36, 3 TD)	350, Tannehill, MIA vs. NE 01/03 (25-38, 2 TD)
405, Stafford, DET vs. CHI 10/18 (ot) (27-42, 4 TD)	350, Manning, NYG at NO 11/01 (30-41, 6 TD)
403, Rivers, SD vs. DET 09/13 (34-41, 2 TD)	349, Roethlisberger, PIT at CLE 01/03 (24-36, 3 TD)
397, Ryan, ATL vs. TB 11/01 (ot) (37-45, 2 TD)	345, Wilson, SEA vs. PIT 11/29 (21-30, 5 TD)
390, Fitzpatrick, NYJ at NYG 12/06 (ot) (36-50, 2 TD)	345, Cutler, CHI at SD 11/09 (27-40, 2 TD)
387, Brees, NO vs. TEN 11/08 (ot) (28-39, 3 TD)	343, Flacco, BAL at SF 10/18 (33-53, 2 TD)
386, A. Smith, KC at CIN 10/04 (31-45, 0 TD)	341, McCown, CLE vs. OAK 09/27 (28-49, 2 TD)
384, Flacco, BAL at OAK 09/20 (32-45, 2 TD)	341, Brees, NO vs. DET 12/21 (34-52, 3 TD)
383, Dalton, CIN at BAL 09/27 (20-32, 3 TD)	340, Newton, CAR at NYG 12/20 (25-45, 5 TD)
381, Bortles, JAX at NYJ 11/08 (24-40, 2 TD)	340, Kaepernick, SF vs. BAL 10/18 (16-27, 2 TD)
380, Roethlisberger, PIT vs. DEN 12/20 (40-55, 3 TD)	340, Manning, DEN vs. GB 11/01 (21-29, 0 TD)
380, Bradford, PHI vs. WAS 12/26 (37-56, 1 TD)	337, Stafford, DET vs. PHI 11/26 (27-38, 5 TD)
379, Roethlisberger, PIT vs. CLE 11/15 (22-33, 3 TD)	337, Manning, NYG at MIA 12/14 (27-31, 4 TD)
374, Palmer, ARI at CLE 11/01 (23-38, 4 TD)	336, Bradford, PHI at ATL 09/14 (36-52, 1 TD)
372, Manziel, CLE at PIT 11/15 (33-45, 1 TD)	336, Rivers, SD vs. OAK 10/25 (38-58, 3 TD)
<u>371, Mariota, TEN at NO 11/08 (ot) (28-39, 4 TD)</u>	335, Bridgewater, MIN at ARI 12/10 (25-36, 1 TD)
369, Roethlisberger, PIT vs. SF 09/20 (21-27, 3 TD)	335, Brees, NO at PHI 10/11 (26-43, 2 TD)
369, A. Rodgers, GB at CAR 11/08 (25-48, 4 TD)	335, Kaepernick, SF at PIT 09/20 (33-46, 2 TD)
368, Bortles, JAX at NO 12/27 (27-35, 4 TD)	334, Roethlisberger, PIT vs. OAK 11/08 (24-44, 2 TD)
<u>367, Mariota, TEN vs. IND 09/27 (27-44, 2 TD)</u>	334, Ryan, ATL vs. NO 01/03 (24-36, 2 TD)
365, Rivers, SD vs. PIT 10/12 (35-48, 2 TD)	334, Brady, NE at NYG 11/15 (26-42, 5 TD)
365, Cousins, WAS at PHI 12/26 (31-46, 4 TD)	333, A. Rodgers, GB vs. KC 09/28 (24-35, 5 TD)
364, Roethlisberger, PIT vs. IND 12/06 (24-39, 4 TD)	333, A. Rodgers, GB vs. DET 11/15 (35-61, 2 TD)
363, Winston, TB at STL 12/17 (29-50, 2 TD)	333, Luck, IND vs. NO 10/25 (23-44, 3 TD)
363, Ryan, ATL at NYG 09/20 (30-46, 1 TD)	333, Bradford, PHI vs. NO 10/11 (32-45, 2 TD)
363, Palmer, ARI at SEA 11/15 (29-47, 3 TD)	333, Carr, OAK vs. NYJ 11/01 (23-36, 4 TD)
362, Flacco, BAL vs. CIN 09/27 (32-49, 2 TD)	331, Bortles, JAX vs. HOU 10/18 (30-53, 3 TD)
361, Manning, NYG vs. NE 11/15 (24-44, 2 TD)	331, Dalton, CIN vs. SEA 10/11 (ot) (30-44, 2 TD)
361, Bradford, PHI vs. ARI 12/20 (28-41, 2 TD)	331, Newton, CAR at NO 12/06 (28-41, 5 TD)
359, Tannehill, MIA at JAX 09/20 (30-44, 2 TD)	330, Carr, OAK at TEN 11/29 (24-37, 3 TD)
359, Brees, NO vs. DAL 10/04 (ot) (33-41, 2 TD)	329, Bortles, JAX vs. SD 11/29 (30-49, 2 TD)
358, Rivers, SD vs. CLE 10/04 (23-38, 3 TD)	329, Tannehill, MIA vs. IND 12/27 (26-38, 0 TD)
358, Brady, NE vs. JAX 09/27 (33-42, 2 TD)	325, Winston, TB at CAR 01/03 (29-47, 0 TD)
356, Brady, NE vs. MIA 10/29 (26-38, 4 TD)	324, Manning, DEN at DET 09/27 (31-42, 2 TD)
356, Romo, DAL vs. NYG 09/13 (36-45, 3 TD)	324, Cousins, WAS vs. NO 11/15 (20-25, 4 TD)
356, Palmer, ARI at STL 12/06 (26-40, 2 TD)	323, Brees, NO at ATL 01/03 (32-42, 1 TD)
356, McCown, CLE at SD 10/04 (32-41, 2 TD)	322, Bortles, JAX at TEN 12/06 (24-36, 5 TD)

321, Dalton, CIN vs. KC 10/04 (17-24, 1 TD)
 321, Manning, NYG at WAS 11/29 (26-51, 2 TD)
 320, Bradford, PHI at NYG 01/03 (30-38, 2 TD)
 319, Cousins, WAS vs. BUF 12/20 (22-28, 4 TD)
 319, Flacco, BAL vs. SD 11/01 (25-37, 1 TD)
 318, Gabbert, SF vs. ARI 11/29 (25-36, 1 TD)
 317, Palmer, ARI vs. CIN 11/22 (20-31, 4 TD)
 317, Cousins, WAS vs. TB 10/25 (33-40, 3 TD)
 316, Bridgewater, MIN at DET 10/25 (25-35, 2 TD)
 316, Cousins, WAS at NYG 09/24 (30-49, 1 TD)
 316, Flacco, BAL vs. JAX 11/15 (34-45, 3 TD)
 315, Newton, CAR vs. NO 09/27 (20-31, 2 TD)
 315, Dalton, CIN at ARI 11/22 (22-39, 2 TD)
 315, Hasselbeck, IND vs. TB 11/29 (26-42, 2 TD)
 315, Cutler, CHI vs. WAS 12/13 (19-31, 2 TD)
 314, Carr, OAK at CLE 09/27 (20-32, 2 TD)
 312, Brees, NO vs. ATL 10/15 (30-39, 1 TD)
 312, Hoyer, HOU vs. IND 10/08 (24-31, 2 TD)
 312, Brady, NE at IND 10/18 (23-37, 3 TD)
 312, Luck, IND vs. NE 10/18 (30-50, 3 TD)
 312, Brady, NE vs. PHI 12/06 (29-56, 3 TD)

312, Brees, NO at TB 12/13 (31-41, 2 TD)
 311, Rivers, SD vs. MIA 12/20 (26-36, 3 TD)
 311, Palmer, ARI vs. SF 09/27 (20-32, 2 TD)
 310, McCown, NO at CAR 09/27 (31-38, 0 TD)
 310, Palmer, ARI vs. MIN 12/10 (25-35, 2 TD)
 308, Osweiler, DEN vs. OAK 12/13 (35-51, 0 TD)
 308, Schaub, BAL at MIA 12/06 (32-46, 1 TD)
 307, Tannehill, MIA at BUF 11/08 (26-35, 0 TD)
 307, Palmer, ARI vs. NO 09/13 (19-32, 3 TD)
 306, Ryan, ATL vs. CAR 12/27 (23-30, 1 TD)
 303, Bortles, JAX at TB 10/11 (23-33, 4 TD)
 303, Ryan, ATL at SF 11/08 (30-45, 1 TD)
 302, Manning, NYG vs. PHI 01/03 (24-43, 2 TD)
 302, Carr, OAK vs. MIN 11/15 (29-43, 2 TD)
 302, Cousins, WAS vs. NYG 11/29 (20-29, 1 TD)
 301, Stafford, DET vs. SF 12/27 (29-37, 2 TD)
 301, Rivers, SD at BAL 11/01 (28-37, 3 TD)
 301, Carr, OAK at PIT 11/08 (24-44, 4 TD)
 300, Tannehill, MIA at NE 10/29 (28-44, 0 TD)
 300, Rivers, SD at JAX 11/29 (29-43, 4 TD)
 300, Cousins, WAS at CHI 12/13 (24-31, 1 TD)

WEEK 17 / THROUGH SUNDAY, JANUARY 3, 2016

100-Yard Receiving Games

284, Brown, PIT vs. OAK 11/08 (17 rec., 0 TD)
 227, Green, CIN at BAL 09/27 (10 rec., 2 TD)
 201, Wheaton, PIT at SEA 11/29 (9 rec., 1 TD)
 196, Jo. Brown, ARI at PIT 10/18 (10 rec., 0 TD)
 195, Brown, PIT vs. SF 09/20 (9 rec., 1 TD)
 189, Brown, PIT vs. DEN 12/20 (16 rec., 2 TD)
 187, Brown, PIT at CLE 01/03 (13 rec., 1 TD)
 186, S. Smith, BAL vs. CIN 09/27 (13 rec., 2 TD)
 181, Sanders, DEN at PIT 12/20 (11 rec., 0 TD)
 178, Jones, ATL vs. CAR 12/27 (9 rec., 1 TD)
 178, Bryant, PIT vs. CLE 11/15 (6 rec., 1 TD)
 173, Te. Williams, DAL vs. WAS 01/03 (8 rec., 0 TD)
 169, Hopkins, HOU vs. IND 10/08 (11 rec., 0 TD)
 168, S. Watkins, BUF vs. MIA 11/08 (8 rec., 1 TD)
 168, Thomas, DEN vs. GB 11/01 (8 rec., 0 TD)
 166, C. Johnson, DET vs. CHI 10/18 (ot) (6 rec., 1 TD)
 166, Beckham, NYG at MIA 12/14 (7 rec., 2 TD)
 166, K. Allen, SD vs. DET 09/13 (15 rec., 0 TD)
 165, Landry, MIA at NYJ 11/29 (13 rec., 1 TD)
 164, Evans, TB at WAS 10/25 (8 rec., 1 TD)
 164, Jones, ATL at DAL 09/27 (12 rec., 2 TD)
 162, Jones, ATL vs. TB 11/01 (ot) (12 rec., 1 TD)
 160, Maclin, KC vs. BUF 11/29 (9 rec., 1 TD)
 160, Jones, ATL vs. IND 11/22 (9 rec., 0 TD)
 159, Matthews, PHI vs. ARI 12/20 (8 rec., 1 TD)
 158, S. Watkins, BUF at KC 11/29 (6 rec., 2 TD)
 157, K. Allen, SD at GB 10/18 (14 rec., 0 TD)
 157, Evans, TB at STL 12/17 (9 rec., 0 TD)
 157, Hopkins, HOU at ATL 10/04 (9 rec., 0 TD)
 155, A. Robinson, JAX vs. MIA 09/20 (6 rec., 2 TD)
 153, A. Robinson, JAX at TEN 12/06 (10 rec., 3 TD)
 153, D. Jackson, WAS vs. BUF 12/20 (6 rec., 1 TD)
 152, Ertz, PHI at NYG 01/03 (9 rec., 0 TD)
 151, Jeffery, CHI at SD 11/09 (10 rec., 0 TD)
 151, A. Robinson, JAX at NO 12/27 (6 rec., 1 TD)
 150, Evans, TB vs. NYG 11/08 (8 rec., 0 TD)
 150, Hilton, IND vs. NO 10/25 (4 rec., 2 TD)
 150, S. Smith, BAL at OAK 09/20 (10 rec., 0 TD)
 149, Beckham, NYG vs. NYJ 12/06 (ot) (6 rec., 1 TD)
 149, Jones, ATL vs. NO 01/03 (9 rec., 0 TD)
 148, Hopkins, HOU at JAX 10/18 (10 rec., 2 TD)
 148, Maclin, KC at CIN 10/04 (11 rec., 0 TD)
 147, Watson, NO vs. NYG 11/01 (9 rec., 1 TD)
 147, Jackson, TB vs. CAR 10/04 (10 rec., 1 TD)
 147, Jeffery, CHI at DET 10/18 (ot) (8 rec., 1 TD)
 146, Beckham, NYG vs. ATL 09/20 (7 rec., 1 TD)
 146, R. Rodgers, GB at DET 12/03 (8 rec., 1 TD)
 145, Baldwin, SEA vs. PIT 11/29 (6 rec., 3 TD)
 142, Beckham, NYG at WAS 11/29 (9 rec., 1 TD)
 142, J. Nelson, ARI vs. CIN 11/22 (4 rec., 1 TD)
 141, Maclin, KC at GB 09/28 (8 rec., 1 TD)
 141, Jones, ATL vs. PHI 09/14 (9 rec., 2 TD)
 141, Sneed, NO at PHI 10/11 (6 rec., 0 TD)
 140, Graham, SEA vs. CAR 10/18 (8 rec., 0 TD)
 139, J. Jones, GB vs. KC 09/28 (7 rec., 1 TD)
 139, Brown, PIT vs. CLE 11/15 (10 rec., 2 TD)

139, Barnidge, CLE at BAL 10/11 (ot) (8 rec., 1 TD)
 137, Bryant, PIT vs. ARI 10/18 (6 rec., 2 TD)
 137, S. Smith, BAL at SF 10/18 (7 rec., 1 TD)
 137, Jones, ATL at SF 11/08 (10 rec., 0 TD)
 137, C. Johnson, DET at CHI 01/03 (10 rec., 1 TD)
 136, S. Watkins, BUF vs. NYJ 01/03 (11 rec., 0 TD)
 135, Jones, ATL at NYG 09/20 (13 rec., 0 TD)
 134, Baldwin, SEA vs. ARI 11/15 (7 rec., 1 TD)
 134, Celek, PHI vs. MIA 11/15 (4 rec., 0 TD)
 134, Fitzgerald, ARI vs. SF 09/27 (9 rec., 2 TD)
 134, Cooper, OAK at CLE 09/27 (8 rec., 0 TD)
 134, Olsen, CAR vs. NO 09/27 (8 rec., 2 TD)
 133, Matthews, PHI at DAL 11/08 (ot) (9 rec., 1 TD)
 133, Brown, PIT at NE 09/10 (9 rec., 1 TD)
 133, Cooper, OAK at SD 10/25 (5 rec., 1 TD)
 133, K. Allen, SD at MIN 09/27 (12 rec., 2 TD)
 132, Green, CIN vs. PIT 12/13 (6 rec., 1 TD)
 132, Hilton, IND at JAX 12/13 (4 rec., 0 TD)
 131, Marshall, NYJ at NYG 12/06 (ot) (12 rec., 1 TD)
 131, Marshall, NYJ vs. MIA 11/29 (9 rec., 2 TD)
 131, Jones, WAS vs. NO 11/15 (3 rec., 1 TD)
 131, Olsen, CAR at SEA 10/18 (7 rec., 1 TD)
 130, Beckham, NYG at NO 11/01 (8 rec., 3 TD)
 130, Fitzgerald, ARI at SEA 11/15 (10 rec., 0 TD)
 129, Olsen, CAR at NO 12/06 (9 rec., 0 TD)
 129, Diggs, MIN vs. KC 10/18 (7 rec., 0 TD)
 129, Reed, WAS at PHI 12/26 (9 rec., 2 TD)
 128, Bernard, CIN at ARI 11/22 (8 rec., 0 TD)
 128, Aiken, BAL vs. KC 12/20 (8 rec., 1 TD)
 128, Green, CIN at CLE 12/06 (5 rec., 1 TD)
 128, Marshall, NYJ at MIA 10/04 (7 rec., 0 TD)
 127, N. Washington, HOU at MIA 10/25 (9 rec., 2 TD)
 127, Watson, NO vs. ATL 10/15 (10 rec., 1 TD)
 126, Marshall, NYJ at BUF 01/03 (8 rec., 1 TD)
 126, Evans, TB vs. DAL 11/15 (8 rec., 0 TD)
 125, Marshall, NYJ vs. TEN 12/13 (6 rec., 1 TD)
 124, Brown, PIT at KC 10/25 (6 rec., 0 TD)
 124, Cooks, NO vs. DET 12/21 (10 rec., 1 TD)
 123, Cooks, NO vs. JAX 12/27 (5 rec., 1 TD)
 122, Ertz, PHI vs. WAS 12/26 (13 rec., 0 TD)
 122, Sneed, NO at TB 12/13 (7 rec., 0 TD)
 122, Hums, JAX at NYJ 11/08 (5 rec., 1 TD)
 122, Moncrief, IND vs. NYJ 09/21 (7 rec., 1 TD)
 121, A. Robinson, JAX at NYJ 11/08 (6 rec., 0 TD)
 121, Beckham, NYG vs. SF 10/11 (7 rec., 1 TD)
 120, Ginn, CAR vs. ATL 12/13 (2 rec., 2 TD)
 120, Reed, WAS at CHI 12/13 (9 rec., 1 TD)
 120, Edelman, NE at DAL 10/11 (4 rec., 1 TD)
 120, T. Smith, SF at PIT 09/20 (6 rec., 1 TD)
 120, Funchess, CAR vs. TB 01/03 (7 rec., 1 TD)
 120, Cooper, OAK vs. GB 12/20 (6 rec., 2 TD)
119, Green-Beckham, TEN vs. JAX 12/06 (5 rec., 1 TD)
 118, Green, CIN at PIT 11/01 (11 rec., 1 TD)
 118, Brown, PIT vs. IND 12/06 (8 rec., 2 TD)
 118, Hopkins, HOU vs. NYJ 11/22 (5 rec., 2 TD)
 118, Jones, ATL at JAX 12/20 (9 rec., 1 TD)

118, Baldwin, SEA vs. STL 12/27 (8 rec., 1 TD)
 117, Benjamin, CLE vs. DEN 10/18 (ot) (9 rec., 0 TD)
 117, Hopkins, HOU at TEN 12/27 (7 rec., 1 TD)
 117, Thomas, DEN vs. SD 01/03 (5 rec., 1 TD)
 117, Amendola, NE vs. BUF 11/23 (9 rec., 0 TD)
 116, Hums, JAX at TB 10/11 (5 rec., 1 TD)
 116, Hums, JAX at IND 10/04 (ot) (11 rec., 1 TD)
 116, Thomas, DEN at KC 09/17 (8 rec., 0 TD)
 116, Cobb, GB vs. SEA 09/20 (8 rec., 0 TD)
 116, Randle, NYG vs. WAS 09/24 (7 rec., 1 TD)
 116, J. Thomas, JAX vs. SD 11/29 (9 rec., 1 TD)
 116, Jeffery, CHI vs. MIN 11/01 (10 rec., 1 TD)
 115, Matthews, MIA at JAX 09/20 (6 rec., 0 TD)
 115, Benjamin, CLE vs. TEN 09/20 (3 rec., 2 TD)
 115, Cooper, OAK at TEN 11/29 (7 rec., 0 TD)
 115, White, NE vs. PHI 12/06 (10 rec., 1 TD)
 115, Marshall, NYJ vs. NE 12/27 (ot) (8 rec., 2 TD)
 114, Colston, NO vs. NYG 11/01 (8 rec., 1 TD)
 114, Moncrief, IND vs. TB 11/29 (8 rec., 0 TD)
 114, Bryant, PIT vs. IND 12/06 (4 rec., 1 TD)
 113, Benjamin, CLE at PIT 11/15 (7 rec., 0 TD)
 113, Jo. Brown, ARI at STL 12/06 (6 rec., 0 TD)
 113, Sanders, DEN vs. NE 11/29 (ot) (6 rec., 0 TD)
 113, Gronkowski, NE vs. MIA 10/29 (6 rec., 1 TD)
 113, A. Robinson, JAX vs. TEN 11/19 (5 rec., 0 TD)
 113, Floyd, ARI at SEA 11/15 (7 rec., 2 TD)
 113, Gronkowski, NE at BUF 09/20 (7 rec., 1 TD)
 113, Matthews, MIA vs. BUF 09/27 (6 rec., 2 TD)
113, Green-Beckham, TEN at NE 12/20 (6 rec., 0 TD)
 113, Roberts, OAK at TEN 11/29 (6 rec., 2 TD)
 113, Gronkowski, NE at NYG 11/15 (5 rec., 1 TD)
 112, Fitzgerald, ARI at CHI 09/20 (8 rec., 3 TD)
 112, Beasley, DAL vs. PHI 11/08 (ot) (9 rec., 2 TD)
 111, S. Watkins, BUF at WAS 12/20 (5 rec., 2 TD)
 111, Sanders, DEN at OAK 10/11 (9 rec., 0 TD)
 111, Landry, MIA vs. IND 12/27 (7 rec., 0 TD)
 111, Marshall, NYJ vs. WAS 10/18 (7 rec., 1 TD)
 111, Thomas, DEN at CLE 10/18 (ot) (10 rec., 0 TD)
 111, Clay, BUF vs. NYG 10/04 (9 rec., 0 TD)
 111, Floyd, ARI vs. GB 12/27 (6 rec., 0 TD)
 111, Crabtree, OAK vs. BAL 09/20 (9 rec., 1 TD)
 110, Landry, MIA at JAX 09/20 (8 rec., 0 TD)
 110, Seferian-Jenkins, TB vs. TEN 09/13 (5 rec., 2 TD)
 110, Kearse, SEA vs. CLE 12/20 (7 rec., 0 TD)
109, Walker, TEN at JAX 11/19 (8 rec., 0 TD)
 109, Crowder, WAS at DAL 01/03 (5 rec., 1 TD)
 109, Marshall, NYJ vs. PHI 09/27 (10 rec., 1 TD)
 109, Sanders, DEN at CLE 10/18 (ot) (4 rec., 1 TD)
 109, S. Watkins, BUF vs. HOU 12/06 (3 rec., 1 TD)
 109, Cooper, OAK vs. BAL 09/20 (7 rec., 1 TD)
 109, J. Jones, GB at MIN 11/22 (6 rec., 1 TD)
 109, Langford, CHI at STL 11/15 (7 rec., 1 TD)

WEEK 17 / THROUGH SUNDAY, JANUARY 3, 2016

100-Yard Rushing Games

235, D. Martin, TB at PHI 11/22 (27 att., 0 TD)
 209, Rawls, SEA vs. SF 11/22 (30 att., 1 TD)
 203, Peterson, MIN at OAK 11/15 (26 att., 1 TD)
 187, D. Johnson, ARI at PHI 12/20 (29 att., 3 TD)
 175, Miller, MIA vs. HOU 10/25 (14 att., 1 TD)
 170, Jennings, NYG vs. PHI 01/03 (27 att., 1 TD)
 170, D. Williams, PIT vs. OAK 11/08 (27 att., 2 TD)
 169, Rawls, SEA at CIN 10/11 (ot) (23 att., 1 TD)
 168, Hyde, SF vs. MIN 09/14 (26 att., 2 TD)
 166, Ivory, NYJ at MIA 10/04 (29 att., 1 TD)
 159, Gurley, STL at GB 10/11 (30 att., 0 TD)
 158, Peterson, MIN at ATL 11/29 (29 att., 2 TD)
 153, Freeman, ATL vs. WAS 10/11 (ot) (27 att., 1 TD)
 152, McFadden, DAL at NYG 10/25 (29 att., 1 TD)
 150, Forsett, BAL at PIT 10/01 (ot) (27 att., 0 TD)
 146, Ivory, NYJ vs. WAS 10/18 (20 att., 1 TD)
 146, Gurley, STL at ARI 10/04 (19 att., 0 TD)
 145, Crowell, CLE vs. SF 12/13 (20 att., 2 TD)
 143, Ingram, NO at IND 10/25 (14 att., 1 TD)
 141, Freeman, ATL at DAL 09/27 (30 att., 3 TD)
 141, Forte, CHI vs. GB 09/13 (24 att., 1 TD)
 140, Gurley, STL vs. DET 12/13 (16 att., 2 TD)
 139, Blue, HOU vs. TB 09/27 (31 att., 1 TD)
 139, Murray, OAK at CLE 09/27 (26 att., 1 TD)
 136, D. Martin, TB at WAS 10/25 (19 att., 0 TD)

108, Diggs, MIN at DET 10/25 (6 rec., 1 TD)
 108, Crabtree, OAK at PIT 11/08 (7 rec., 2 TD)
 108, Marshall, NYJ at OAK 11/01 (9 rec., 0 TD)
 108, Gronkowski, NE vs. NYJ 10/25 (11 rec., 1 TD)
 108, A. Robinson, JAX at HOU 01/03 (5 rec., 0 TD)
 108, Brown, PIT at STL 09/27 (11 rec., 0 TD)
 107, Boldin, SF at NYG 10/11 (8 rec., 1 TD)
 107, Allen, BAL at MIA 12/06 (12 rec., 1 TD)
 107, Jeffery, CHI vs. WAS 12/13 (6 rec., 1 TD)
 107, Hartline, CLE vs. SF 12/13 (8 rec., 0 TD)
 107, Hums, JAX at NO 12/27 (8 rec., 2 TD)
 107, Cooks, NO at PHI 10/11 (5 rec., 1 TD)
 107, Miller, CHI at STL 11/15 (5 rec., 2 TD)
 106, Parker, MIA vs. NE 01/03 (5 rec., 1 TD)
 106, Woods, BUF at PHI 12/13 (5 rec., 0 TD)
 106, Rudolph, MIN vs. GB 11/22 (6 rec., 1 TD)
 106, Keloe, KC at HOU 09/13 (6 rec., 2 TD)
 106, Moore, DET vs. CHI 10/18 (ot) (5 rec., 1 TD)
 106, Floyd, ARI at CLE 11/01 (4 rec., 1 TD)
 105, Miller, PIT vs. CIN 11/01 (10 rec., 0 TD)
 105, Barnidge, CLE vs. OAK 09/27 (6 rec., 1 TD)
 105, Amendola, NE at IND 10/18 (7 rec., 0 TD)
 105, N. Washington, HOU vs. KC 09/13 (6 rec., 0 TD)
 105, Hums, JAX vs. IND 12/13 (3 rec., 1 TD)
 105, Beckham, NYG at TB 11/08 (9 rec., 0 TD)
 104, Floyd, ARI at STL 12/06 (7 rec., 0 TD)
 104, Cooks, NO vs. CAR 12/06 (6 rec., 1 TD)
 104, Beckham, NYG vs. NE 11/15 (4 rec., 1 TD)
 104, Bryant, DAL vs. PHI 11/08 (ot) (5 rec., 1 TD)
 104, Matthews, PHI vs. WAS 12/26 (6 rec., 1 TD)
 104, Eifert, CIN at OAK 09/13 (9 rec., 2 TD)
 104, Lockett, SEA at BAL 12/13 (6 rec., 2 TD)
 103, Hankerson, ATL vs. HOU 10/04 (6 rec., 1 TD)
 103, Tanne, ATL vs. TB 11/01 (ot) (10 rec., 1 TD)
 102, J. Jones, GB vs. MIN 01/03 (4 rec., 0 TD)
 102, Britt, STL vs. PIT 09/27 (7 rec., 0 TD)
 102, Wilson, CHI vs. DEN 11/22 (4 rec., 0 TD)
 102, Floyd, ARI vs. MIN 12/10 (5 rec., 1 TD)
 102, Crabtree, OAK vs. NYJ 11/01 (7 rec., 1 TD)
 102, Boldin, SF vs. BAL 10/18 (5 rec., 0 TD)
 102, LaFell, NE vs. WAS 11/08 (5 rec., 0 TD)
 102, Daniels, DEN at IND 11/08 (6 rec., 1 TD)
 102, Matthews, PHI at ATL 09/14 (10 rec., 0 TD)
 101, Evans, TB at HOU 09/27 (7 rec., 0 TD)
 101, Hopkins, HOU vs. TB 09/27 (8 rec., 1 TD)
101, Wright, TEN at TB 09/13 (4 rec., 1 TD)
 101, Gronkowski, NE vs. JAX 09/27 (4 rec., 0 TD)
 101, Gillmore, BAL vs. STL 11/22 (5 rec., 0 TD)
 101, Marshall, NYJ at IND 09/21 (7 rec., 1 TD)
 101, Barnidge, CLE at STL 10/25 (6 rec., 0 TD)
 101, Decker, NYJ at NYG 12/06 (ot) (8 rec., 0 TD)
 100, Dunbar, DAL vs. ATL 09/27 (10 rec., 0 TD)
 134, Peterson, MIN vs. DET 09/20 (29 att., 0 TD)
 134, D. Williams, PIT vs. IND 12/06 (26 att., 0 TD)
 133, Gurley, STL vs. SF 11/01 (20 att., 1 TD)
 129, McFadden, DAL at MIA 11/22 (29 att., 0 TD)
 129, Bell, PIT vs. BAL 10/01 (ot) (22 att., 1 TD)
 129, Blount, NE vs. WAS 11/08 (29 att., 1 TD)
 128, Gurley, STL vs. CLE 10/25 (19 att., 2 TD)
 127, D. Williams, PIT at NE 09/10 (21 att., 0 TD)
 126, Peterson, MIN vs. SD 09/27 (20 att., 2 TD)
 125, Charles, KC vs. DEN 09/17 (21 att., 1 TD)
 125, Stewart, CAR vs. PHI 10/25 (24 att., 0 TD)
 125, Peterson, MIN vs. STL 11/08 (ot) (29 att., 1 TD)
 124, Lacy, GB vs. DAL 12/13 (24 att., 1 TD)
 123, D. Martin, TB vs. JAX 10/11 (24 att., 2 TD)
 123, Jones, WAS vs. STL 09/20 (19 att., 2 TD)
 123, Bernard, CIN vs. SD 09/20 (20 att., 0 TD)
 122, C. Johnson, ARI vs. BAL 10/26 (18 att., 1 TD)
 122, Hightower, NO vs. JAX 12/27 (27 att., 2 TD)
 122, Lynch, SEA at SF 10/22 (27 att., 1 TD)
 121, Morris, WAS vs. MIA 09/13 (25 att., 0 TD)
 121, Forsett, BAL vs. CLE 10/11 (ot) (21 att., 1 TD)
 121, Bell, PIT at KC 10/25 (17 att., 0 TD)
 117, McFadden, DAL vs. PHI 11/08 (ot) (27 att., 0 TD)
 117, Hillman, DEN vs. SD 01/03 (15 att., 1 TD)
 116, Freeman, ATL at TEN 10/25 (25 att., 0 TD)
 115, Yeldon, JAX vs. BUF 10/25 (20 att., 1 TD)
 114, Ware, KC vs. BUF 11/29 (19 att., 1 TD)
 113, C. Anderson, DEN vs. NE 11/29 (ot) (15 att., 2 TD)
 113, Murray, OAK vs. NYJ 11/01 (20 att., 0 TD)
 113, Miller, MIA vs. BAL 12/06 (20 att., 0 TD)
 113, Miller, MIA at TEN 10/18 (19 att., 1 TD)

112, Mariota, TEN vs. JAX 12/06 (9 att., 1 TD)

112, Murray, PHI vs. NYG 10/19 (21 att., 1 TD)
112, McCoy, BUF vs. HOU 12/06 (21 att., 0 TD)
112, McCoy, BUF vs. MIA 11/08 (16 att., 1 TD)
112, McCoy, BUF at NYJ 11/12 (19 att., 0 TD)
112, Starks, GB vs. SD 10/18 (10 att., 1 TD)
111, McFadden, DAL at GB 12/13 (9 att., 0 TD)
111, Hillman, DEN at CLE 10/18 (ot) (20 att., 0 TD)
111, Bell, PIT at SD 10/12 (21 att., 1 TD)
110, West, KC vs. PIT 10/25 (22 att., 1 TD)
110, Coleman, ATL vs. MIN 11/29 (18 att., 0 TD)
110, C. Johnson, ARI vs. SF 09/27 (22 att., 2 TD)
110, Ka. Williams, BUF vs. MIA 11/08 (9 att., 2 TD)
110, Ka. Williams, BUF at MIA 09/27 (12 att., 1 TD)
109, C. Johnson, ARI at CLE 11/01 (30 att., 0 TD)
108, Mathews, PHI at NYJ 09/27 (24 att., 0 TD)
108, Manziel, CLE at KC 12/27 (11 att., 0 TD)
107, Blue, HOU at IND 12/20 (20 att., 0 TD)
107, Jennings, NYG vs. CAR 12/20 (16 att., 1 TD)
106, D. Martin, TB vs. CAR 10/04 (20 att., 1 TD)
105, Yeldon, JAX at IND 10/04 (ot) (22 att., 0 TD)
105, Lacy, GB vs. CHI 11/26 (17 att., 0 TD)
104, Peterson, MIN vs. NYG 12/27 (22 att., 1 TD)
104, Rawls, SEA vs. CHI 09/27 (16 att., 0 TD)
103, Hillman, DEN vs. MIN 10/04 (11 att., 1 TD)
103, Peterson, MIN at CHI 11/01 (20 att., 0 TD)
103, C. Johnson, ARI at DET 10/11 (11 att., 0 TD)
102, Blue, HOU vs. JAX 01/03 (21 att., 0 TD)
102, Michael, SEA at ARI 01/03 (17 att., 0 TD)
102, Hillman, DEN at CHI 11/22 (21 att., 0 TD)
102, Stewart, CAR vs. WAS 11/22 (21 att., 0 TD)
101, Ivory, NYJ vs. TEN 12/13 (22 att., 0 TD)
101, Rawls, SEA at MIN 12/06 (19 att., 1 TD)
101, C. Anderson, DEN vs. GB 11/01 (14 att., 1 TD)
100, Lacy, GB at MIN 11/22 (22 att., 0 TD)
100, Morris, WAS at DAL 01/03 (19 att., 0 TD)
100, D. Williams, PIT at BAL 12/27 (17 att., 2 TD)
100, Newton, CAR at NYG 12/20 (8 att., 0 TD)
100, Freeman, ATL at NO 10/15 (13 att., 1 TD)
100, McFadden, DAL vs. NYJ 12/19 (16 att., 0 TD)

WEEK 17 / THROUGH SUNDAY, JANUARY 3, 2016

OFFENSE	Balt.	Buff.	Cin.	Clev.	Denv.	Hou.	Ind.	Jax
GAMES (Won-Lost)	5-11	8-8	12-4	3-13	12-4	9-7	8-8	5-11
FIRST DOWNS	323	297	324	307	314	335	311	313
Rushing	89	122	99	81	85	90	77	69
Passing	211	155	191	192	201	210	195	215
Penalty	23	20	34	34	28	35	39	29
YDS GAINED (tot)	5749	5775	5728	5311	5688	5564	5142	5581
Avg per Game	359.3	360.9	358.0	331.9	355.5	347.8	321.4	348.8
RUSHING (net)	1478	2432	1805	1529	1718	1731	1438	1473
Avg per Game	92.4	152.0	112.8	95.6	107.4	108.2	89.9	92.1
Rushes	383	509	467	380	411	472	396	354
Yards per Rush	3.9	4.8	3.9	4.0	4.2	3.7	3.6	4.2
PASSING (net)	4271	3343	3923	3782	3970	3833	3704	4108
Avg per Game	266.9	208.9	245.2	236.4	248.1	239.6	231.5	256.8
Passes Att.	676	465	505	609	606	619	619	607
Completed	426	295	334	371	368	358	355	355
Pct Completed	63.0	63.4	66.1	60.9	60.7	57.8	57.4	58.5
Yards Gained	4449	3600	4104	4156	4216	4079	3928	4428
Sacked	24	42	32	53	39	36	37	51
Yards Lost	178	257	181	374	246	246	224	320
Had intercepted	21	9	9	12	23	12	19	18
Yards Opp Ret	340	75	136	204	279	123	285	283
Opp TDs on Int	4	1	1	1	3	1	0	4
PUNTS	74	82	69	70	85	96	85	80
Avg Yards	46.7	46.3	45.2	46.7	43.6	47.2	47.7	46.3
PUNT RETURNS	40	31	43	29	29	52	39	31
Avg Return	11.3	7.5	8.1	11.2	9.8	7.3	6.9	11.6
Returned for TD	1	0	0	1	1	0	0	1
KICKOFF RETURNS	34	41	34	41	27	18	43	31
Avg Return	25.2	18.8	20.6	25.4	21.8	23.9	24.3	23.3
Returned for TD	0	0	0	0	0	0	0	0
PENALTIES	122	143	111	120	115	107	108	105
Yards Penalized	1153	1249	917	1083	1063	910	931	880
FUMBLES BY	13	28	17	28	16	22	19	25
Fumbles Lost	7	10	8	18	8	8	11	10
Opp Fumbles	18	16	11	18	27	20	20	16
Opp Fum Lost	8	8	7	10	13	11	8	9
POSS. TIME (avg)	29:58	31:18	30:41	30:26	29:57	30:48	29:32	27:34
TOUCHDOWNS	33	45	50	28	38	39	37	44
Rushing	8	19	18	5	13	7	6	5
Passing	21	23	31	20	19	29	26	35
Returns	4	3	1	3	6	3	5	4
EXTRA-PT KICKS	29/29	34/40	48/49	22/24	35/36	32/36	32/35	32/39
2-PT CONVERSIONS	1/4	2/5	1/1	2/4	0/1	2/3	1/2	1/5
FIELD GOALS/FGA	33/40	23/27	23/28	28/32	30/35	23/27	25/27	26/30
POINTS SCORED	328	379	419	278	355	339	333	376

DEFENSE	Balt.	Buff.	Cin.	Clev.	Denv.	Hou.	Ind.	Jax
POINTS ALLOWED	401	359	279	432	296	313	408	448
OPP FIRST DOWNS	311	321	307	321	289	281	331	362
Rushing	80	87	74	104	81	79	89	102
Passing	189	197	202	186	162	173	210	222
Penalty	42	37	31	31	46	29	32	38
OPP YARDS GAINED	5398	5702	5453	6067	4530	4963	6066	6000
Avg per Game	337.4	356.4	340.8	379.2	283.1	310.2	379.1	375.0
OPP RUSHING(net)	1661	1730	1477	2055	1337	1597	1952	1709
Avg per Game	103.8	108.1	92.3	128.4	83.6	99.8	122.0	106.8
Rushes	418	394	344	458	408	388	452	464
Yards per Rush	4.0	4.4	4.3	4.5	3.3	4.1	4.3	3.7
OPP PASSING(net)	3737	3972	3976	4012	3193	3366	4114	4291
Avg per Game	233.6	248.3	248.5	250.8	199.6	210.4	257.1	268.2
Passes Att.	545	602	646	511	573	553	585	602
Completed	350	347	415	322	344	326	354	390
Pct Completed	64.2	57.6	64.2	63.0	60.0	59.0	60.5	64.8
Sacked	37	21	42	29	52	45	35	36
Yards Lost	220	125	288	157	351	311	251	237
INTERCEPTED BY	6	17	21	11	14	14	17	9
Yards Returned	51	253	202	210	321	180	196	120
Returned for TD	1	2	1	2	4	2	4	1
OPP PUNT RETURNS	35	40	32	37	36	60	36	45
Avg return	5.0	8.8	6.3	10.3	6.9	10.2	10.7	10.3
OPP KICKOFF RET	9	40	46	42	25	40	8	23
Avg return	25.4	17.2	22.6	21.3	20.3	24.4	19.5	24.0
OPP TOUCHDOWNS	45	42	29	49	32	37	47	51
Rushing	10	10	8	11	10	10	14	15
Passing	30	30	18	34	19	24	29	29
Returns	5	2	3	4	3	3	4	7

WEEK 17 / THROUGH SUNDAY, JANUARY 3, 2016

OFFENSE	K.C.	Miami	N.E.	NY-J	Oak.	Pitt.	S.D.	Tenn.
GAMES (Won-Lost)	11-5	6-10	12-4	10-6	7-9	10-6	4-12	3-13
FIRST DOWNS	303	291	347	329	300	331	344	298
Rushing	116	72	87	99	74	91	79	66
Passing	155	194	229	210	193	207	230	195
Penalty	32	25	31	20	33	33	35	37
YDS GAINED (tot)	5299	5307	5991	5925	5336	6327	5949	4988
Avg per Game	331.2	331.7	374.4	370.3	333.5	395.4	371.8	311.8
RUSHING (net)	2044	1496	1404	1868	1457	1724	1358	1485
Avg per Game	127.8	93.5	87.8	116.8	91.1	107.8	84.9	92.8
Rushes	436	344	383	448	370	388	393	371
Yards per Rush	4.7	4.3	3.7	4.2	3.9	4.4	3.5	4.0
PASSING (net)	3255	3811	4587	4057	3879	4603	4591	3503
Avg per Game	203.4	238.2	286.7	253.6	242.4	287.7	286.9	218.9
Passes Att.	473	588	629	604	605	590	667	551
Completed	310	365	404	362	373	391	442	342
Pct Completed	65.5	62.1	64.2	59.9	61.7	66.3	66.3	62.1
Yards Gained	3493	4231	4812	4170	4129	4822	4855	3893
Sacked	46	45	38	22	33	33	40	54
Yards Lost	238	420	225	113	250	219	264	390
Had intercepted	7	12	7	16	14	21	13	17
Yards Opp Ret	116	176	181	102	381	241	332	263
Opp TDs on Int	1	2	2	0	3	0	5	3
PUNTS	75	92	74	80	84	59	73	88
Avg Yards	44.4	47.6	45.4	43.1	44.0	42.6	44.7	47.4
PUNT RETURNS	45	41	47	49	42	28	20	38
Avg Return	7.9	10.3	10.1	8.6	6.5	8.3	4.2	8.1
Returned for TD	0	1	0	0	0	1	0	0
KICKOFF RETURNS	35	43	25	37	53	29	28	33
Avg Return	22.6	22.3	18.8	20.8	23.9	24.2	20.8	20.6
Returned for TD	0	0	0	0	0	0	0	0
PENALTIES	104	134	96	96	139	94	117	93
Yards Penalized	878	1090	859	787	1102	868	942	779
FUMBLES BY	16	23	14	17	27	16	20	25
Fumbles Lost	8	7	7	8	10	7	11	16
Opp Fumbles	19	12	28	22	18	27	14	16
Opp Fum Lost	7	3	9	12	11	13	9	8
POSS. TIME (avg)	30:55	27:22	30:08	30:59	29:19	29:24	31:34	29:25
TOUCHDOWNS	45	39	52	44	42	45	35	37
Rushing	19	11	14	11	7	16	4	10
Passing	20	24	36	33	34	26	30	25
Returns	6	4	2	0	1	3	1	2
EXTRA-PT KICKS	39/41	33/36	52/52	42/43	38/39	32/34	28/32	29/31
2-PT CONVERSIONS	2/4	2/3	0/0	0/0	1/3	8/11	2/3	3/5
FIELD GOALS/FGA	30/37	13/16	33/36	27/33	21/26	35/42	26/32	14/16
POINTS SCORED	405	310	465	387	359	423	320	299

DEFENSE	K.C.	Miami	N.E.	NY-J	Oak.	Pitt.	S.D.	Tenn.
POINTS ALLOWED	287	389	315	314	399	319	398	423
OPP FIRST DOWNS	313	351	303	271	344	327	299	317
Rushing	86	112	77	62	94	71	101	101
Passing	193	203	204	185	206	231	170	192
Penalty	34	36	22	24	44	25	28	24
OPP YARDS GAINED	5269	6019	5431	5098	5818	5809	5791	5475
Avg per Game	329.3	376.2	339.4	318.6	363.6	363.1	361.9	342.2
OPP RUSHING(net)	1571	2019	1580	1335	1678	1459	2005	1797
Avg per Game	98.2	126.2	98.8	83.4	104.9	91.2	125.3	112.3
Rushes	383	502	397	373	406	382	417	462
Yards per Rush	4.1	4.0	4.0	3.6	4.1	3.8	4.8	3.9
OPP PASSING(net)	3698	4000	3851	3763	4140	4350	3786	3678
Avg per Game	231.1	250.0	240.7	235.2	258.8	271.9	236.6	229.9
Passes Att.	607	542	596	601	641	625	510	502
Completed	349	350	361	343	404	402	328	319
Pct Completed	57.5	64.6	60.6	57.1	63.0	64.3	64.3	63.5
Sacked	47	31	49	39	38	48	32	39
Yards Lost	290	225	358	278	211	311	222	271
INTERCEPTED BY	22	13	12	18	14	17	11	11
Yards Returned	477	184	176	191	73	282	152	164
Returned for TD	4	3	0	0	1	2	1	1
OPP PUNT RETURNS	26	50	39	37	30	19	44	47
Avg return	6.5	10.5	8.9	12.7	6.7	8.7	9.8	12.9
OPP KICKOFF RET	46	23	29	49	35	54	32	22
Avg return	24.7	22.1	18.1	23.8	22.7	22.2	27.5	27.2
OPP TOUCHDOWNS	34	46	36	34	41	35	44	51
Rushing	7	13	8	4	12	6	17	11
Passing	25	31	24	25	25	29	22	34
Returns	2	2	4	5	4	0	5	6

WEEK 17 / THROUGH SUNDAY, JANUARY 3, 2016

OFFENSE	Ariz.	Atl.	Car.	Chi.	Dal.	Det.	G.B.	Minn.
GAMES (Won-Lost)	13-3	8-8	15-1	6-10	4-12	7-9	10-6	11-5
FIRST DOWNS	373	359	357	312	307	337	317	297
Rushing	92	95	136	108	94	71	100	113
Passing	237	230	197	177	175	236	173	153
Penalty	44	34	24	27	38	30	44	31
YDS GAINED (tot)	6533	5990	5871	5514	5361	5547	5353	5139
Avg per Game	408.3	374.4	366.9	344.6	335.1	346.7	334.6	321.2
RUSHING (net)	1917	1611	2282	1851	1890	1335	1850	2211
Avg per Game	119.8	100.7	142.6	115.7	118.1	83.4	115.6	138.2
Rushes	452	420	526	469	408	354	436	474
Yards per Rush	4.2	3.8	4.3	3.9	4.6	3.8	4.2	4.7
PASSING (net)	4616	4379	3589	3663	3471	4212	3503	2928
Avg per Game	288.5	273.7	224.3	228.9	216.9	263.3	218.9	183.0
Passes Att.	562	621	501	523	528	632	573	454
Completed	353	410	300	334	334	420	348	294
Pct Completed	62.8	66.0	59.9	63.9	63.3	66.5	60.7	64.8
Yards Gained	4775	4602	3873	3843	3677	4463	3825	3246
Sacked	27	32	33	33	33	44	47	45
Yards Lost	159	223	284	180	206	251	322	318
Had intercepted	13	17	10	12	22	14	8	9
Yards Opp Ret	87	99	91	241	428	209	55	71
Opp TDs on Int	0	1	0	3	4	1	0	0
PUNTS	61	59	70	74	69	80	81	66
Avg Yards	42.2	46.4	45.4	43.7	45.2	46.0	43.9	41.6
PUNT RETURNS	39	27	30	31	33	30	31	34
Avg Return	7.4	9.4	9.4	7.8	5.5	7.0	5.4	9.1
Returned for TD	0	0	0	0	0	0	0	1
KICKOFF RETURNS	32	26	22	33	28	44	36	42
Avg Return	24.1	25.7	18.5	27.0	25.1	27.7	24.5	28.3
Returned for TD	1	0	0	0	0	0	0	2
PENALTIES	94	100	103	99	112	104	105	88
Yards Penalized	758	969	887	909	879	930	906	797
FUMBLES BY	23	26	12	20	18	17	24	21
Fumbles Lost	11	14	9	9	11	10	9	8
Opp Fumbles	30	15	28	18	11	24	19	18
Opp Fum Lost	14	8	15	9	3	9	6	9
POSS. TIME (avg)	32:04	31:56	31:44	31:01	30:59	31:05	30:08	30:23
TOUCHDOWNS	58	38	59	34	26	42	42	38
Rushing	16	13	19	13	8	7	8	18
Passing	35	21	35	21	16	33	31	14
Returns	7	4	5	0	2	2	3	6
EXTRA-PT KICKS	53/58	34/34	56/59	28/29	25/25	36/39	36/36	33/37
2-PT CONVERSIONS	0/0	1/3	0/0	2/5	1/1	0/3	4/6	1/1
FIELD GOALS/FGA	28/31	25/31	30/36	33/39	30/32	22/24	24/28	34/39
POINTS SCORED	489	339	500	335	275	358	368	365

DEFENSE	Ariz.	Atl.	Car.	Chi.	Dal.	Det.	G.B.	Minn.
POINTS ALLOWED	313	345	308	397	374	400	323	302
OPP FIRST DOWNS	284	335	298	307	317	319	300	318
Rushing	79	107	74	103	113	96	96	94
Passing	177	197	198	182	172	191	183	189
Penalty	28	31	26	22	32	32	21	35
OPP YARDS GAINED	5147	5562	5167	5527	5570	5594	5547	5507
Avg per Game	321.7	347.6	322.9	345.4	348.1	349.6	346.7	344.2
OPP RUSHING(net)	1460	1680	1415	1934	1934	1805	1905	1748
Avg per Game	91.3	105.0	88.4	120.9	120.9	112.8	119.1	109.3
Rushes	374	416	364	433	461	429	420	411
Yards per Rush	3.9	4.0	3.9	4.5	4.2	4.2	4.5	4.3
OPP PASSING(net)	3687	3882	3752	3593	3636	3789	3642	3759
Avg per Game	230.4	242.6	234.5	224.6	227.3	236.8	227.6	234.9
Passes Att.	573	561	650	512	506	528	551	561
Completed	343	370	390	322	330	360	321	359
Pct Completed	59.9	66.0	60.0	62.9	65.2	68.2	58.3	64.0
Sacked	36	19	44	35	31	42	43	43
Yards Lost	270	117	302	237	229	276	256	283
INTERCEPTED BY	19	15	24	8	8	9	16	13
Yards Returned	263	220	301	103	62	103	198	215
Returned for TD	4	1	4	0	1	1	2	2
OPP PUNT RETURNS	25	28	37	30	24	43	41	29
Avg return	11.8	9.7	7.8	7.5	6.8	6.1	4.2	5.2
OPP KICKOFF RET	49	22	34	39	23	32	37	40
Avg return	24.3	27.2	26.6	25.2	23.9	25.4	26.7	26.1
OPP TOUCHDOWNS	34	41	35	47	41	47	36	31
Rushing	9	20	11	9	16	18	13	7
Passing	24	19	21	31	19	27	20	24
Returns	1	2	3	7	6	2	3	0

WEEK 17 / THROUGH SUNDAY, JANUARY 3, 2016

OFFENSE	N.O.	NY-G	Phil.	St.L.	S.F.	Sea.	T.B.	Wash.
GAMES (Won-Lost)	7-9	6-10	7-9	7-9	5-11	10-6	6-10	9-7
FIRST DOWNS	381	331	339	241	261	335	336	317
Rushing	98	77	110	92	83	128	99	81
Passing	247	208	193	126	154	190	201	208
Penalty	36	46	36	23	24	17	36	28
YDS GAINED (tot)	6461	5956	5830	4761	4860	6058	6014	5661
Avg per Game	403.8	372.3	364.4	297.6	303.8	378.6	375.9	353.8
RUSHING (net)	1491	1609	1743	1956	1544	2268	2162	1566
Avg per Game	93.2	100.6	108.9	122.3	96.5	141.8	135.1	97.9
Rushes	397	403	442	429	390	501	455	429
Yards per Rush	3.8	4.0	3.9	4.6	4.0	4.5	4.8	3.7
PASSING (net)	4970	4347	4087	2805	3316	3790	3852	4095
Avg per Game	310.6	271.7	255.4	175.3	207.3	236.9	240.8	255.9
Passes Att.	667	623	623	473	526	489	535	555
Completed	460	392	405	273	322	333	312	386
Pct Completed	69.0	62.9	65.0	57.7	61.2	68.1	58.3	69.5
Yards Gained	5205	4504	4341	2931	3646	4061	4042	4294
Sacked	32	27	37	18	53	46	27	27
Yards Lost	235	157	254	126	330	271	190	199
Had intercepted	12	14	18	11	12	8	15	11
Yards Opp Ret	230	180	141	131	174	50	212	140
Opp TDs on Int	2	2	2	2	2	0	2	1
PUNTS	67	76	88	96	92	68	56	71
Avg Yards	44.9	44.5	45.9	47.9	43.7	45.7	41.9	45.4
PUNT RETURNS	32	36	39	39	30	42	29	32
Avg Return	8.6	10.2	11.4	7.7	7.5	10.7	9.9	4.8
Returned for TD	1	1	2	1	0	1	0	0
KICKOFF RETURNS	28	39	27	34	42	34	21	40
Avg Return	21.6	24.9	20.9	24.4	23.6	25.5	24.1	25.0
Returned for TD	0	1	0	0	0	1	0	2
PENALTIES	130	102	104	122	113	117	143	105
Yards Penalized	1112	779	819	1007	823	1007	1195	827
FUMBLES BY	17	22	26	22	21	18	26	26
Fumbles Lost	8	7	13	10	5	8	13	11
Opp Fumbles	29	28	23	28	10	22	24	36
Opp Fum Lost	14	13	11	13	3	9	12	16
POSS. TIME (avg)	31:11	28:14	26:56	27:35	26:45	31:40	28:43	31:39
TOUCHDOWNS	51	47	45	31	24	49	37	44
Rushing	16	5	15	16	7	10	12	9
Passing	32	36	23	11	16	34	22	30
Returns	3	6	7	4	1	5	3	5
EXTRA-PT KICKS	44/46	44/45	42/44	27/29	20/21	40/44	31/34	40/41
2-PT CONVERSIONS	1/4	1/2	0/0	1/2	1/2	1/5	1/3	2/3
FIELD GOALS/FGA	18/26	30/32	21/26	21/31	24/27	29/31	29/40	26/30
POINTS SCORED	408	420	377	280	238	423	342	388

DEFENSE	N.O.	NY-G	Phil.	St.L.	S.F.	Sea.	T.B.	Wash.
POINTS ALLOWED	476	442	430	330	387	277	417	379
OPP FIRST DOWNS	380	367	365	320	356	273	351	329
Rushing	103	104	100	98	128	71	104	103
Passing	223	236	239	192	199	175	208	202
Penalty	54	27	26	30	29	27	39	24
OPP YARDS GAINED	6620	6725	6426	5885	6199	4668	5446	6090
Avg per Game	413.8	420.3	401.6	367.8	387.4	291.8	340.4	380.6
OPP RUSHING(net)	2076	1942	2153	1820	2020	1304	1606	1962
Avg per Game	129.8	121.4	134.6	113.8	126.3	81.5	100.4	122.6
Rushes	421	444	478	453	504	362	466	406
Yards per Rush	4.9	4.4	4.5	4.0	4.0	3.6	3.4	4.8
OPP PASSING(net)	4544	4783	4273	4065	4179	3364	3840	4128
Avg per Game	284.0	298.9	267.1	254.1	261.2	210.3	240.0	258.0
Passes Att.	544	638	633	597	549	548	540	566
Completed	372	423	394	399	375	333	378	354
Pct Completed	68.4	66.3	62.2	66.8	68.3	60.8	70.0	62.5
Sacked	31	23	37	41	28	37	38	38
Yards Lost	211	137	243	236	196	255	232	264
INTERCEPTED BY	9	15	15	13	9	14	11	11
Yards Returned	87	206	280	182	125	205	93	181
Returned for TD	0	2	3	1	1	0	1	1
OPP PUNT RETURNS	26	30	42	40	44	29	27	30
Avg return	8.3	10.0	5.1	7.2	6.4	13.3	5.2	8.6
OPP KICKOFF RET	37	54	34	27	23	42	35	29
Avg return	26.5	20.3	20.7	22.4	25.7	25.5	25.2	20.1
OPP TOUCHDOWNS	59	50	50	32	43	28	47	44
Rushing	12	15	10	7	20	10	12	10
Passing	45	31	36	21	21	14	31	30
Returns	2	4	4	4	2	4	4	4

WEEK 17 / THROUGH SUNDAY, JANUARY 3, 2016

OFFENSE	NFL/Avg
GAMES (Won-Lost)	---
FIRST DOWNS	320.8
Rushing	92.9
Passing	196.5
Penalty	31.4
YDS GAINED (tot)	5642.8
Avg per Game	352.7
RUSHING (net)	1741.4
Avg per Game	108.8
Rushes	421.6
Yards per Rush	4.1
PASSING (net)	3901.3
Avg per Game	243.8
Passes Att.	571.8
Completed	360.2
Pct Completed	63.0
Yards Gained	4146.7
Sacked	37.1
Yards Lost	245.3
Had intercepted	13.6
Yards Opp Ret	189.3
Opp TDs on Int	1.7
PUNTS	76.3
Avg Yards	45.2
PUNT RETURNS	35.6
Avg Return	8.5
Returned for TD	0.4
KICKOFF RETURNS	33.8
Avg Return	23.6
Returned for TD	0.2
PENALTIES	110.8
Yards Penalized	940.5
FUMBLES BY	20.8
Fumbles Lost	9.7
Opp Fumbles	20.8
Opp Fum Lost	9.7
POSS. TIME (avg)	30:00
TOUCHDOWNS	41.2
Rushing	11.4
Passing	26.3
Returns	3.5
EXTRA POINTS(tot)	94%
Kicks Made/2Pt	48%
FIELD GOALS/FGA	26/31
POINTS SCORED	365.0

DEFENSE	NFL/Avg
POINTS ALLOWED	365.0
OPP FIRST DOWNS	320.8
Rushing	92.9
Passing	196.5
Penalty	31.4
OPP YARDS GAINED	5642.8
Avg per Game	352.7
OPP RUSHING(net)	1741.4
Avg per Game	108.8
Rushes	421.6
Yards per Rush	4.1
OPP PASSING(net)	3901.3
Avg per Game	243.8
Passes Att.	571.8
Completed	360.2
Pct Completed	63.0
Sacked	37.1
Yards Lost	245.3
INTERCEPTED BY	13.6
Yards Returned	189.3
Returned for TD	1.7
OPP PUNT RETURNS	35.6
Avg return	8.5
OPP KICKOFF RET	33.8
Avg return	23.6
OPP TOUCHDOWNS	41.2
Rushing	11.4
Passing	26.3
Returns	3.5

WEEK 17 / THROUGH SUNDAY, JANUARY 3, 2016**AFC / TEAM/OFFENSE RANK**

Tm	(A)	(B)	(C)	(D)	(E)	(F)	(G)	(H)	(I)	(J)	(K)	(L)	(M)	(N)	(O)	(P)	(Q)
BAL	6	11	11	12	4	10	14	1	7	12	6t	2	2	6	1	12	10
BUF	5	4	1	1	15	4	4	14	15	11	9	12	15	7	3	6	7t
CIN	7	3	4	11	8	2	3	9	6	5	3	9	14	10	6	3	11
CLE	12	14	8	8	12	15	7	13	11	2	11	3	1	5	8	16	3t
DEN	8	10	7	5	7	9	16	10	8	13	6t	6	10	14	11	9	6
HOU	10	15	5	13	10	13	5	5	3	9	16	13	6	4	14	10	7t
IND	15	16	14	15	13	16	12	6	10	6	4	14	3	1	2	11	1
JAC	9	7	12	7	5	8	11	12	9	14	5	1	7	8	12	7	5
KC	14	5	2	2	16	7	2	15	12	10	1	11	8	12	4	4	15
MIA	13	8	9	4	11	12	8	11	16	16	13	4	9	2	10	14	13t
NE	2	2	15	14	3	3	1	8	1	3	2	5	16	9	9	1	2
NYJ	4	6	3	6	6	6	10	2	5	4	10	7	11	15	16	5	12
OAK	11	12	13	10	9	11	9	3	13	7	12	15	5	13	5	8	16
PIT	1	1	6	3	1	1	15	4	4	8	14t	8	4	16	13	2	9
SD	3	9	16	16	2	5	6	7	2	1	14t	16	12	11	15	13	13t
TEN	16	13	10	9	14	14	13	16	14	15	8	10	13	3	7	15	3t

AFC / OPPONENT/DEFENSE RANK

Tm	(A)	(B)	(C)	(D)	(E)	(F)	(G)	(H)	(I)	(J)	(K)	(L)	(M)	(N)	(O)	(P)	(Q)	(R)	(S)
BAL	5	8	8	6	5	9	16	7	7	10	6t	1	14	11	6	12	9	11	6
BUF	9	13	11	14	9	8	5	16	10t	13	1	7	1	3	8	8	7	8	9
CIN	7	6	4	12	10	4	2	8	6	9	8	2	8	7	5	1	10t	2	7
CLE	16	16	16	15	12	16	13	15	10t	11	14	12	5	2	1	15	14t	16	15
DEN	1	1	2	1	1	1	8	1	3	4	5	5	4	13	15	3	3	6	1
HOU	2	3	7	10	2	2	7	3	2	1	13	10	12	12	13	4	2	7	3
IND	15	14	13	13	13	11	4	11	13	8	15	14	3	8	12	13	6	12	16
JAC	13	9	10	3	15	12	15	12	16	16	10	11	11	5	2	16	4	10	11
KC	4	4	5	9	4	3	1	5	8	2	9	3	13	6	7	2	8	3	10
MIA	14	12	15	8	11	14	9	14	15	15	3t	13	6	10	3	9	1	14	14
NE	6	5	6	7	8	6	14	2	5	5	6t	8	2	15	9	6	5	1	4
NYJ	3	2	1	2	6	5	3	9	1	3	12	15	10	14	14	5	16	5	2
OAK	12	7	9	11	14	7	11	13	14	6	11	4	9	9	10	11	14t	9	12
PIT	11	11	3	4	16	10	6	6	12	12	2	6	7	4	4	7	10t	4	5
SD	10	15	14	16	7	15	12	10	4	7	16	9	16	1	11	10	13	13	8
TEN	8	10	12	5	3	13	10	4	9	14	3t	16	15	16	16	14	12	15	13

- (A) Total Yards per Game
 (B) Yards per Play
 (C) Rushing Yards per Game
 (D) Rushing Yards per Attempt
 (E) Passing Net Yards per Game
 (F) Passing Net Yards per Play
 (G) Passing, Percent Had Intercepted
 (H) Sacks per Pass Play
 (I) First Downs per Game
 (J) Third Down Efficiency
 (K) Fourth Down Efficiency
 (L) Punt Return Average
 (M) Kickoff Return Average
 (N) Gross Punting Average
 (O) Net Punting Average
 (P) Points per Game
 (Q) Field Goal Percentage
 Combined Offense/Defense Rank
 (R) Points per Game Differential
 (S) Net Yards per Game Differential

WEEK 17 / THROUGH SUNDAY, JANUARY 3, 2016

NFC / TEAM/OFFENSE RANK

Tm	(A)	(B)	(C)	(D)	(E)	(F)	(G)	(H)	(I)	(J)	(K)	(L)	(M)	(N)	(O)	(P)	(Q)
ARI	1	1	6	8	2	1	11	4	2	3	15	12	12	14	16	2	5
ATL	5	7	11	13	3	7	13	7	3	2	8	5	4	2	5	12	13
CAR	7	8	1	6	11	6	6	11	4	7	3t	6	16	7	8	1	11
CHI	11	11	8	11	10	9	10	10	12	6	3t	9	3	12	10	13	10
DAL	12	9	7	3	13	12	16	9	13	13	10t	14	6	8	2	15	1t
DET	10	10	16	14	5	10	7	12	6	12	10t	13	2	3	3	10	4
GB	13	15	9	7	12	16	1	13	10t	14	9	15	9	11	6	8	9
MIN	14	13	3	2	15	13	5	15	14	10	14	7	1	16	15	9	7
NO	2	3	15	15	1	2	3	3	1	1	2	8	14	9	7	5	15
NYG	6	5	12	9	4	8	8	2	9	11	6	3	8	10	12	4	1t
PHI	8	12	10	12	7	11	15	8	5	9	10t	1	15	4	4	7	12
STL	16	14	5	4	16	15	12	1	16	16	16	10	10	1	1	14	16
SF	15	16	14	10	14	14	9	16	15	15	13	11	13	13	11	16	6
SEA	3	4	2	5	9	3	2	14	8	4	1	2	5	5	14	3	3
TB	4	2	4	1	8	5	14	6	7	8	7	4	11	15	13	11	14
WAS	9	6	13	16	6	4	4	5	10t	5	5	16	7	6	9	6	8

NFC / OPPONENT/DEFENSE RANK

Tm	(A)	(B)	(C)	(D)	(E)	(F)	(G)	(H)	(I)	(J)	(K)	(L)	(M)	(N)	(O)	(P)	(Q)	(R)	(S)
ARI	2	4	3	4	5	3	2	10	2	4	5	15	6	16	16	4	14	2	2
ATL	8	9	5	7	10	11	4	16	11	13	3	13	16	12	9	7	2t	7	5
CAR	3	1	2	3	6	1	1	7	3	7	12	10	14	15	13	3	2t	1	3
CHI	6	12	10t	12	2	8	16	6	5	14	4	9	8	3	8	11	7t	12	6
DAL	9	8	10t	8	3	12	15	11	6	8	7t	7	5	9	15	8	6	15	10
DET	10	11	7	9	8	10	12	1	8	11	13	5	9	4	14	12	9	9	7
GB	7	7	9	14	4	4	3	2	4	5	6	1	15	1	10	5	7t	5	9
MIN	5	6	6	10	7	5	8	3	7	2	7t	4	12	2	7	2	11	4	11
NO	15	16	15	16	15	16	13	13	16	10	16	11	13	5	2	16	4	13	8
NYG	16	15	12	11	16	14	7	15	15	16	11	14	2	14	4	15	10	8	14
PHI	14	10	16	13	14	7	6	12	14	12	14t	2	3	11	6	14	16	11	13
STL	11	5	8	6	11	6	9	5	9	3	2	8	4	6	3	6	13	10	15
SF	13	13	14	5	13	15	14	14	13	9	9	6	11	13	11	10	1	16	16
SEA	1	2	1	2	1	2	5	8	1	1	1	16	10	10	5	1	15	3	1
TB	4	3	4	1	9	9	10	4	12	15	14t	3	7	8	1	13	12	14	4
WAS	12	14	13	15	12	13	11	9	10	6	10	12	1	7	12	9	5	6	12

- (A) Total Yards per Game
- (B) Yards per Play
- (C) Rushing Yards per Game
- (D) Rushing Yards per Attempt
- (E) Passing Net Yards per Game
- (F) Passing Net Yards per Play
- (G) Passing, Percent Had Intercepted
- (H) Sacks per Pass Play
- (I) First Downs per Game
- (J) Third Down Efficiency
- (K) Fourth Down Efficiency
- (L) Punt Return Average
- (M) Kickoff Return Average
- (N) Gross Punting Average
- (O) Net Punting Average
- (P) Points per Game
- (Q) Field Goal Percentage
- Combined Offense/Defense Rank
- (R) Points per Game Differential
- (S) Net Yards per Game Differential

WEEK 17 / THROUGH SUNDAY, JANUARY 3, 2016

NFL / TEAM/OFFENSE RANK

Tm	(A)	(B)	(C)	(D)	(E)	(F)	(G)	(H)	(I)	(J)	(K)	(L)	(M)	(N)	(O)	(P)	(Q)
BAL	14	22	26	24	8	22	29	1	16	23	15t	3	7	7	2	25	21
BUF	13	8	1	1	28	12	7	27	28t	21	24	23	30	9	7	12	16t
CIN	15	7	13	23	15	3	5	19	15	13	7t	17	29	18	10	7	22
CLE	25	28	22	16	21	29	10	26	23t	9	26	4	6	6	14	30	9t
DEN	16	19	17	13	14	21	31	20	19	25	15t	10	23	27	22	19	14t
HOU	19	31	15	28	18	26	8	12	10t	18	31	25	18	5	26	21t	16t
IND	28	32	29	31	22	32	27	14	22	14	10t	27	13	2	5	24	4
JAC	18	16	27	15	10	17	26	25	20	26	12	1	20	10	23	14	12t
KC	27	12	6	3	30	16	3	29	25	19t	2	19	21	22	8	9	26
MIA	26	17	23	9	19	24	14	23	30	30	28	6	22	3	19	27	24t
NE	6	6	30	29	5	7	1	16	5	11	4t	8	31	15	15	3	5t
NYJ	10	15	10	14	13	15	22	2	14	12	25	14	26	28	31	11	23
OAK	24	23	28	22	16	23	20	10	26	16	27	28	17	23	9	17	27t
PIT	3	2	16	8	3	2	30	11	12t	17	29t	16	14	29	24	4t	19t
SD	9	18	31	32	4	14	9	15	6	8	29t	32	27	20	27	26	24t
TEN	30	27	25	17	25t	27	28	30	27	29	21	18	28	4	12	28	9t
ARI	1	1	8	12	2	1	19	6	2	3	23	24	16	30	32	2	7
ATL	7	11	18	25	6	10	23	9	3	2	13	11	4	8	11	21t	29
CAR	11	13	2	10	24	9	13	21	4	7	4t	12	32	16	17	1	19t
CHI	21	21	11	20	23	13	18	18	21	6	4t	20	3	25	20	23	18
DAL	22	14	9	5	27	20	32	17	23t	27	15t	29	8	17	3	31	1t
DET	20	20	32	26	9	18	15	22	8	24	15t	26	2	11	4	18	5t
GB	23	29	12	11	25t	31	2	24	17t	28	14	30	11	24	13	15	14t
MIN	29	25	4	4	31	25	12	31	28t	19t	22	13	1	32	30	16	11
NO	2	4	24	27	1	4	6	5	1	1	3	15	24	19	16	8	31
NYG	8	9	19	18	7	11	16	4	12t	22	9	7	10	21	25	6	1t
PHI	12	24	14	21	12	19	25	13	7	15	15t	2	25	12	6	13	27t
STL	32	26	7	6	32	30	21	3	32	32	32	21	12	1	1	29	32
SF	31	30	21	19	29	28	17	32	31	31	20	22	19	26	21	32	8
SEA	4	5	3	7	20	5	4	28	10t	4	1	5	5	13	29	4t	3
TB	5	3	5	2	17	8	24	8	9	10	10t	9	15	31	28	20	30
WAS	17	10	20	30	11	6	11	7	17t	5	7t	31	9	14	18	10	12t

- (A) Total Yards per Game
- (B) Yards per Play
- (C) Rushing Yards per Game
- (D) Rushing Yards per Attempt
- (E) Passing Net Yards per Game
- (F) Passing Net Yards per Play
- (G) Passing, Percent Had Intercepted
- (H) Sacks per Pass Play
- (I) First Downs per Game
- (J) Third Down Efficiency
- (K) Fourth Down Efficiency
- (L) Punt Return Average
- (M) Kickoff Return Average
- (N) Gross Punting Average
- (O) Net Punting Average
- (P) Points per Game
- (Q) Field Goal Percentage

WEEK 17 / THROUGH SUNDAY, JANUARY 3, 2016

NFL / OPPONENT/DEFENSE RANK

Tm	(A)	(B)	(C)	(D)	(E)	(F)	(G)	(H)	(I)	(J)	(K)	(L)	(M)	(N)	(O)	(P)	(Q)	(R)	(S)
BAL	8	13	12	10	10	16	32	13	12	19	10t	2	23	24	12	24	14t	24	11
BUF	19	24	16	25	19	14	8	31	19t	23	2	19	1	4	16	15	10t	13	14
CIN	11	10	7	22	20	6	4	17	10t	18	12	7	12	12	10	2	16t	5	12
CLE	27	30	30	27	22	31	22	28	19t	20	27t	26	8	3	1	29	20t	32	28
DEN	1	1	3	1	1	1	13	1	5	7	8	12	6	28	30	4	6	10	3
HOU	3	5	10	17	3	3	12	3	3	1	25	24	18	27	28	7t	3t	12	6
IND	26	26	25	23	24	19	6	22	23	17	30	28	3	18	27	25	9	25t	30
JAC	24	15	15	5	29	23	31	23	29	31	16t	25	16	6t	2	31	7	23	22
KC	7	6	8	16	9	4	2	7	13	2	15	9	19	11	15	3	12	6	15
MIA	25	22	28	14	21	27	14	26	26t	28	5t	27	9	23	5	19	1	28	27
NE	9	7	9	11	17	8	24	2	9	10	10t	20	2	31	18	10	8	3	8
NYJ	4	4	2	3	13	7	5	18	1	3	22	30	14	30	29	9	26	8	4
OAK	22	11	13	18	26	10	19	24	25	11	19	10	13	19	20	22	20t	17	24
PIT	21	18	5	6	30	17	9	8	21	21	4	18	10	5	6	11	16t	7	9
SD	20	29	27	30	14	28	21	20	7	14	32	22	32	1	22	21	19	27	13
TEN	12	16	18	8	7	25	18	6	14t	25	5t	31	30t	32	32	27	18	30	25
ARI	5	9	6	9	8	9	3	19	4	8	13	29	17	29	31	7t	30	2	2
ATL	16	20	14	15	18	22	10	32	24	27	5t	21	30t	21	17	14	3t	15	10
CAR	6	2	4	7	11	2	1	14	6	13	24	15	28	26	24	6	3t	1	5
CHI	14	25	22t	26	4	18	30	12	10t	29	9	14	21	8	14	20	20t	21	16
DAL	17	19	22t	19	5	24	29	21	14t	15	16t	11	15	16	26	16	14t	29	20
DET	18	23	19	20	15	21	26	4	17	24	26	6	22	9	25	23	24	18	17
GB	15	17	21	29	6	11	7	5	8	9	14	1	29	2	19	12	20t	11	19
MIN	13	14	17	21	12	12	17	9	16	5	16t	5	26	6t	13	5	27	9	21
NO	31	32	31	32	31	32	27	27	32	22	31	16	27	10	4	32	10t	22	18
NYG	32	31	24	24	32	29	16	30	31	32	23	23	5	25	8	30	25	16	29
PHI	30	21	32	28	28	15	15	25	30	26	27t	3	7	20	11	28	32	20	26
STL	23	12	20	13	23	13	20	11	18	6	3	13	11	13	7	13	29	19	31
SF	29	27	29	12	27	30	28	29	28	16	20	8	25	22	21	18	2	31	32
SEA	2	3	1	4	2	5	11	15	2	4	1	32	24	17	9	1	31	4	1
TB	10	8	11	2	16	20	23	10	26t	30	27t	4	20	15	3	26	28	25t	7
WAS	28	28	26	31	25	26	25	16	22	12	21	17	4	14	23	17	13	14	23

- (A) Total Yards per Game
- (B) Yards per Play
- (C) Rushing Yards per Game
- (D) Rushing Yards per Attempt
- (E) Passing Net Yards per Game
- (F) Passing Net Yards per Play
- (G) Passing, Percent Had Intercepted
- (H) Sacks per Pass Play
- (I) First Downs per Game
- (J) Third Down Efficiency
- (K) Fourth Down Efficiency
- (L) Punt Return Average
- (M) Kickoff Return Average
- (N) Gross Punting Average
- (O) Net Punting Average
- (P) Points per Game
- (Q) Field Goal Percentage
- Combined Offense/Defense Rank
- (R) Points per Game Differential
- (S) Net Yards per Game Differential

WEEK 17 / THROUGH SUNDAY, JANUARY 3, 2016**AFC / TOTAL OFFENSE**

Rank	Team	Total	Rushing	Passing	Total	Rushing	Passing
1)	Pittsburgh	6327	1724	4603	395.4	107.8	287.7
2)	New England	5991	1404	4587	374.4	87.8	286.7
3)	San Diego	5949	1358	4591	371.8	84.9	286.9
4)	New York Jets	5925	1868	4057	370.3	116.8	253.6
5)	Buffalo	5775	2432	3343	360.9	152.0	208.9
6)	Baltimore	5749	1478	4271	359.3	92.4	266.9
7)	Cincinnati	5728	1805	3923	358.0	112.8	245.2
8)	Denver	5688	1718	3970	355.5	107.4	248.1
9)	Jacksonville	5581	1473	4108	348.8	92.1	256.8
10)	Houston	5564	1731	3833	347.8	108.2	239.6
11)	Oakland	5336	1457	3879	333.5	91.1	242.4
12)	Cleveland	5311	1529	3782	331.9	95.6	236.4
13)	Miami	5307	1496	3811	331.7	93.5	238.2
14)	Kansas City	5299	2044	3255	331.2	127.8	203.4
15)	Indianapolis	5142	1438	3704	321.4	89.9	231.5
16)	Tennessee	4988	1485	3503	311.8	92.8	218.9

AFC / TOTAL DEFENSE

Rank	Team	Total	Rushing	Passing	Total	Rushing	Passing
1)	Denver	4530	1337	3193	283.1	83.6	199.6
2)	Houston	4963	1597	3366	310.2	99.8	210.4
3)	New York Jets	5098	1335	3763	318.6	83.4	235.2
4)	Kansas City	5269	1571	3698	329.3	98.2	231.1
5)	Baltimore	5398	1661	3737	337.4	103.8	233.6
6)	New England	5431	1580	3851	339.4	98.8	240.7
7)	Cincinnati	5453	1477	3976	340.8	92.3	248.5
8)	Tennessee	5475	1797	3678	342.2	112.3	229.9
9)	Buffalo	5702	1730	3972	356.4	108.1	248.3
10)	San Diego	5791	2005	3786	361.9	125.3	236.6
11)	Pittsburgh	5809	1459	4350	363.1	91.2	271.9
12)	Oakland	5818	1678	4140	363.6	104.9	258.8
13)	Jacksonville	6000	1709	4291	375.0	106.8	268.2
14)	Miami	6019	2019	4000	376.2	126.2	250.0
15)	Indianapolis	6066	1952	4114	379.1	122.0	257.1
16)	Cleveland	6067	2055	4012	379.2	128.4	250.8

NFC / TOTAL OFFENSE

Rank	Team	Total	Rushing	Passing	Total	Rushing	Passing
1)	Arizona	6533	1917	4616	408.3	119.8	288.5
2)	New Orleans	6461	1491	4970	403.8	93.2	310.6
3)	Seattle	6058	2268	3790	378.6	141.8	236.9
4)	Tampa Bay	6014	2162	3852	375.9	135.1	240.8
5)	Atlanta	5990	1611	4379	374.4	100.7	273.7
6)	New York Giants	5956	1609	4347	372.3	100.6	271.7
7)	Carolina	5871	2282	3589	366.9	142.6	224.3
8)	Philadelphia	5830	1743	4087	364.4	108.9	255.4
9)	Washington	5661	1566	4095	353.8	97.9	255.9
10)	Detroit	5547	1335	4212	346.7	83.4	263.3
11)	Chicago	5514	1851	3663	344.6	115.7	228.9
12)	Dallas	5361	1890	3471	335.1	118.1	216.9
13)	Green Bay	5353	1850	3503	334.6	115.6	218.9
14)	Minnesota	5139	2211	2928	321.2	138.2	183.0
15)	San Francisco	4860	1544	3316	303.8	96.5	207.3
16)	St. Louis	4761	1956	2805	297.6	122.3	175.3

NFC / TOTAL DEFENSE

Rank	Team	Total	Rushing	Passing	Total	Rushing	Passing
1)	Seattle	4668	1304	3364	291.8	81.5	210.3
2)	Arizona	5147	1460	3687	321.7	91.3	230.4
3)	Carolina	5167	1415	3752	322.9	88.4	234.5
4)	Tampa Bay	5446	1606	3840	340.4	100.4	240.0
5)	Minnesota	5507	1748	3759	344.2	109.3	234.9
6)	Chicago	5527	1934	3593	345.4	120.9	224.6
7)	Green Bay	5547	1905	3642	346.7	119.1	227.6
8)	Atlanta	5562	1680	3882	347.6	105.0	242.6
9)	Dallas	5570	1934	3636	348.1	120.9	227.3
10)	Detroit	5594	1805	3789	349.6	112.8	236.8
11)	St. Louis	5885	1820	4065	367.8	113.8	254.1
12)	Washington	6090	1962	4128	380.6	122.6	258.0
13)	San Francisco	6199	2020	4179	387.4	126.3	261.2
14)	Philadelphia	6426	2153	4273	401.6	134.6	267.1
15)	New Orleans	6620	2076	4544	413.8	129.8	284.0
16)	New York Giants	6725	1942	4783	420.3	121.4	298.9

WEEK 17 / THROUGH SUNDAY, JANUARY 3, 2016**NFL / TOTAL OFFENSE**

Rank	Team	Total	Rushing	Passing	Total	Rushing	Passing
1)	Arizona	6533	1917	4616	408.3	119.8	288.5
2)	New Orleans	6461	1491	4970	403.8	93.2	310.6
3)	Pittsburgh	6327	1724	4603	395.4	107.8	287.7
4)	Seattle	6058	2268	3790	378.6	141.8	236.9
5)	Tampa Bay	6014	2162	3852	375.9	135.1	240.8
6)	New England	5991	1404	4587	374.4	87.8	286.7
7)	Atlanta	5990	1611	4379	374.4	100.7	273.7
8)	New York Giants	5956	1609	4347	372.3	100.6	271.7
9)	San Diego	5949	1358	4591	371.8	84.9	286.9
10)	New York Jets	5925	1868	4057	370.3	116.8	253.6
11)	Carolina	5871	2282	3589	366.9	142.6	224.3
12)	Philadelphia	5830	1743	4087	364.4	108.9	255.4
13)	Buffalo	5775	2432	3343	360.9	152.0	208.9
14)	Baltimore	5749	1478	4271	359.3	92.4	266.9
15)	Cincinnati	5728	1805	3923	358.0	112.8	245.2
16)	Denver	5688	1718	3970	355.5	107.4	248.1
17)	Washington	5661	1566	4095	353.8	97.9	255.9
18)	Jacksonville	5581	1473	4108	348.8	92.1	256.8
19)	Houston	5564	1731	3833	347.8	108.2	239.6
20)	Detroit	5547	1335	4212	346.7	83.4	263.3
21)	Chicago	5514	1851	3663	344.6	115.7	228.9
22)	Dallas	5361	1890	3471	335.1	118.1	216.9
23)	Green Bay	5353	1850	3503	334.6	115.6	218.9
24)	Oakland	5336	1457	3879	333.5	91.1	242.4
25)	Cleveland	5311	1529	3782	331.9	95.6	236.4
26)	Miami	5307	1496	3811	331.7	93.5	238.2
27)	Kansas City	5299	2044	3255	331.2	127.8	203.4
28)	Indianapolis	5142	1438	3704	321.4	89.9	231.5
29)	Minnesota	5139	2211	2928	321.2	138.2	183.0
30)	Tennessee	4988	1485	3503	311.8	92.8	218.9
31)	San Francisco	4860	1544	3316	303.8	96.5	207.3
32)	St. Louis	4761	1956	2805	297.6	122.3	175.3

NFL / TOTAL DEFENSE

Rank	Team	Total	Rushing	Passing	Total	Rushing	Passing
1)	Denver	4530	1337	3193	283.1	83.6	199.6
2)	Seattle	4668	1304	3364	291.8	81.5	210.3
3)	Houston	4963	1597	3366	310.2	99.8	210.4
4)	New York Jets	5098	1335	3763	318.6	83.4	235.2
5)	Arizona	5147	1460	3687	321.7	91.3	230.4
6)	Carolina	5167	1415	3752	322.9	88.4	234.5
7)	Kansas City	5269	1571	3698	329.3	98.2	231.1
8)	Baltimore	5398	1661	3737	337.4	103.8	233.6
9)	New England	5431	1580	3851	339.4	98.8	240.7
10)	Tampa Bay	5446	1606	3840	340.4	100.4	240.0
11)	Cincinnati	5453	1477	3976	340.8	92.3	248.5
12)	Tennessee	5475	1797	3678	342.2	112.3	229.9
13)	Minnesota	5507	1748	3759	344.2	109.3	234.9
14)	Chicago	5527	1934	3593	345.4	120.9	224.6
15)	Green Bay	5547	1905	3642	346.7	119.1	227.6
16)	Atlanta	5562	1680	3882	347.6	105.0	242.6
17)	Dallas	5570	1934	3636	348.1	120.9	227.3
18)	Detroit	5594	1805	3789	349.6	112.8	236.8
19)	Buffalo	5702	1730	3972	356.4	108.1	248.3
20)	San Diego	5791	2005	3786	361.9	125.3	236.6
21)	Pittsburgh	5809	1459	4350	363.1	91.2	271.9
22)	Oakland	5818	1678	4140	363.6	104.9	258.8
23)	St. Louis	5885	1820	4065	367.8	113.8	254.1
24)	Jacksonville	6000	1709	4291	375.0	106.8	268.2
25)	Miami	6019	2019	4000	376.2	126.2	250.0
26)	Indianapolis	6066	1952	4114	379.1	122.0	257.1
27)	Cleveland	6067	2055	4012	379.2	128.4	250.8
28)	Washington	6090	1962	4128	380.6	122.6	258.0
29)	San Francisco	6199	2020	4179	387.4	126.3	261.2
30)	Philadelphia	6426	2153	4273	401.6	134.6	267.1
31)	New Orleans	6620	2076	4544	413.8	129.8	284.0
32)	New York Giants	6725	1942	4783	420.3	121.4	298.9

WEEK 17 / THROUGH SUNDAY, JANUARY 3, 2016**AFC / TAKE-AWAYS, GIVE-AWAYS**

Rank	Team	TAKE-AWAYS			GIVE-AWAYS			Net Diff
		Int	Fum	Total	Int	Fum	Total	
1)	Kansas City	22	7	29	7	8	15	= +14
2)	Cincinnati	21	7	28	9	8	17	= +11
3)	New England	12	9	21	7	7	14	= +7
4t)	Buffalo	17	8	25	9	10	19	= +6
4t)	New York Jets	18	12	30	16	8	24	= +6
6)	Houston	14	11	25	12	8	20	= +5
7)	Pittsburgh	17	13	30	21	7	28	= +2
8)	Oakland	14	11	25	14	10	24	= +1
9)	Miami	13	3	16	12	7	19	= -3
10t)	Denver	14	13	27	23	8	31	= -4
10t)	San Diego	11	9	20	13	11	24	= -4
12)	Indianapolis	17	8	25	19	11	30	= -5
13)	Cleveland	11	10	21	12	18	30	= -9
14)	Jacksonville	9	9	18	18	10	28	= -10
15t)	Baltimore	6	8	14	21	7	28	= -14
15t)	Tennessee	11	8	19	17	16	33	= -14
Totals		227	146	373	230	154	384	= -11

NFC / TAKE-AWAYS, GIVE-AWAYS

Rank	Team	TAKE-AWAYS			GIVE-AWAYS			Net Diff
		Int	Fum	Total	Int	Fum	Total	
1)	Carolina	24	15	39	10	9	19	= +20
2)	Arizona	19	14	33	13	11	24	= +9
3t)	New York Giants	15	13	28	14	7	21	= +7
3t)	Seattle	14	9	23	8	8	16	= +7
5t)	Green Bay	16	6	22	8	9	17	= +5
5t)	Minnesota	13	9	22	9	8	17	= +5
5t)	St. Louis	13	13	26	11	10	21	= +5
5t)	Washington	11	16	27	11	11	22	= +5
9)	New Orleans	9	14	23	12	8	20	= +3
10)	Chicago	8	9	17	12	9	21	= -4
11t)	Philadelphia	15	11	26	18	13	31	= -5
11t)	San Francisco	9	3	12	12	5	17	= -5
11t)	Tampa Bay	11	12	23	15	13	28	= -5
14)	Detroit	9	9	18	14	10	24	= -6
15)	Atlanta	15	8	23	17	14	31	= -8
16)	Dallas	8	3	11	22	11	33	= -22
Totals		209	164	373	206	156	362	= +11

NFL / TAKE-AWAYS, GIVE-AWAYS

Rank	Team	TAKE-AWAYS			GIVE-AWAYS			Net Diff
		Int	Fum	Total	Int	Fum	Total	
1)	Carolina	24	15	39	10	9	19	= +20
2)	Kansas City	22	7	29	7	8	15	= +14
3)	Cincinnati	21	7	28	9	8	17	= +11
4)	Arizona	19	14	33	13	11	24	= +9
5t)	New England	12	9	21	7	7	14	= +7
5t)	New York Giants	15	13	28	14	7	21	= +7
5t)	Seattle	14	9	23	8	8	16	= +7
8t)	Buffalo	17	8	25	9	10	19	= +6
8t)	New York Jets	18	12	30	16	8	24	= +6
10t)	Houston	14	11	25	12	8	20	= +5
10t)	Green Bay	16	6	22	8	9	17	= +5
10t)	Minnesota	13	9	22	9	8	17	= +5
10t)	St. Louis	13	13	26	11	10	21	= +5
10t)	Washington	11	16	27	11	11	22	= +5
15)	New Orleans	9	14	23	12	8	20	= +3
16)	Pittsburgh	17	13	30	21	7	28	= +2
17)	Oakland	14	11	25	14	10	24	= +1
18)	Miami	13	3	16	12	7	19	= -3
19t)	Denver	14	13	27	23	8	31	= -4
19t)	San Diego	11	9	20	13	11	24	= -4
19t)	Chicago	8	9	17	12	9	21	= -4
22t)	Indianapolis	17	8	25	19	11	30	= -5
22t)	Philadelphia	15	11	26	18	13	31	= -5
22t)	San Francisco	9	3	12	12	5	17	= -5
22t)	Tampa Bay	11	12	23	15	13	28	= -5
26)	Detroit	9	9	18	14	10	24	= -6
27)	Atlanta	15	8	23	17	14	31	= -8
28)	Cleveland	11	10	21	12	18	30	= -9
29)	Jacksonville	9	9	18	18	10	28	= -10
30t)	Baltimore	6	8	14	21	7	28	= -14
30t)	Tennessee	11	8	19	17	16	33	= -14
32)	Dallas	8	3	11	22	11	33	= -22
Totals		436	310	746	436	310	746	= 0

WEEK 17 / THROUGH SUNDAY, JANUARY 3, 2016**AFC / TEAM/OFFENSE INSIDE THE 20**

Rank	Team	Poss	Pts	TD	TD%	FG	Score	Score%
1)	New York Jets	53	285	35	66.0	14	49	92.5
2)	New England	61	334	40	65.6	18	58	95.1
3)	Cincinnati	58	302	38	65.5	12	50	86.2
4)	Tennessee	40	199	26	65.0	6	32	80.0
5)	San Diego	44	228	28	63.6	11	39	88.6
6)	Oakland	41	209	25	61.0	12	37	90.2
7)	Pittsburgh	56	301	34	60.7	19	53	94.6
8)	Houston	45	216	26	57.8	12	38	84.4
9)	Kansas City	54	265	31	57.4	17	48	88.9
10)	Jacksonville	54	246	29	53.7	17	46	85.2
11)	Miami	43	190	23	53.5	10	33	76.7
12)	Indianapolis	49	219	26	53.1	13	39	79.6
13)	Buffalo	38	163	19	50.0	12	31	81.6
14)	Baltimore	47	217	23	48.9	19	42	89.4
15)	Denver	44	202	21	47.7	19	40	90.9
16)	Cleveland	47	193	18	38.3	23	41	87.2

AFC / OPPONENTS/DEFENSE INSIDE THE 20

Rank	Team	Poss	Pts	TD	TD%	FG	Score	Score%
1)	New York Jets	40	142	14	35.0	15	29	72.5
2)	Cincinnati	38	170	18	47.4	15	33	86.8
3)	Pittsburgh	57	237	28	49.1	15	43	75.4
4)	San Diego	46	221	23	50.0	20	43	93.5
5)	Oakland	58	279	30	51.7	23	53	91.4
6)	Baltimore	47	219	25	53.2	16	41	87.2
7)	Houston	39	179	22	56.4	9	31	79.5
8)	New England	42	207	24	57.1	14	38	90.5
9)	Cleveland	62	316	36	58.1	21	57	91.9
10)	Denver	37	174	22	59.5	8	30	81.1
11t)	Buffalo	45	219	27	60.0	10	37	82.2
11t)	Kansas City	40	197	24	60.0	11	35	87.5
11t)	Miami	50	246	30	60.0	13	43	86.0
14)	Jacksonville	57	298	35	61.4	18	53	93.0
15t)	Indianapolis	53	270	33	62.3	14	47	88.7
15t)	Tennessee	53	276	33	62.3	16	49	92.5

NFC / TEAM/OFFENSE INSIDE THE 20

Rank	Team	Poss	Pts	TD	TD%	FG	Score	Score%
1)	Detroit	49	262	34	69.4	10	44	89.8
2)	Carolina	63	346	43	68.3	16	59	93.7
3)	Washington	49	256	30	61.2	15	45	91.8
4)	Arizona	63	327	38	60.3	22	60	95.2
5)	New Orleans	58	277	35	60.3	12	47	81.0
6)	Philadelphia	43	203	24	55.8	12	36	83.7
7)	Seattle	49	243	27	55.1	19	46	93.9
8)	Atlanta	53	247	29	54.7	15	44	83.0
9)	Green Bay	52	241	28	53.8	15	43	82.7
10)	Tampa Bay	51	237	27	52.9	17	44	86.3
11)	St. Louis	36	165	19	52.8	11	30	83.3
12)	Minnesota	44	213	22	50.0	20	42	95.5
13)	Chicago	50	220	24	48.0	18	42	84.0
14t)	Dallas	45	201	20	44.4	20	40	88.9
14t)	New York Giants	54	231	24	44.4	21	45	83.3
16)	San Francisco	39	170	17	43.6	17	34	87.2

NFC / OPPONENTS/DEFENSE INSIDE THE 20

Rank	Team	Poss	Pts	TD	TD%	FG	Score	Score%
1)	St. Louis	48	222	20	41.7	27	47	97.9
2)	Seattle	38	166	16	42.1	18	34	89.5
3)	Minnesota	43	179	19	44.2	16	35	81.4
4)	Dallas	49	221	25	51.0	16	41	83.7
5)	Carolina	40	175	21	52.5	10	31	77.5
6)	New York Giants	52	250	28	53.8	18	46	88.5
7)	Washington	49	233	27	55.1	15	42	85.7
8)	Arizona	47	222	26	55.3	14	40	85.1
9)	Green Bay	49	236	28	57.1	14	42	85.7
10)	San Francisco	54	280	32	59.3	19	51	94.4
11)	Chicago	45	230	27	60.0	14	41	91.1
12)	Atlanta	53	265	33	62.3	12	45	84.9
13)	Detroit	59	301	37	62.7	15	52	88.1
14)	Tampa Bay	56	306	36	64.3	19	55	98.2
15)	Philadelphia	61	328	40	65.6	16	56	91.8
16)	New Orleans	65	344	44	67.7	13	57	87.7

WEEK 17 / THROUGH SUNDAY, JANUARY 3, 2016**NFL / TEAM/OFFENSE INSIDE THE 20**

Rank	Team	Poss	Pts	TD	TD%	FG	Score	Score%
1)	Detroit	49	262	34	69.4	10	44	89.8
2)	Carolina	63	346	43	68.3	16	59	93.7
3)	New York Jets	53	285	35	66.0	14	49	92.5
4)	New England	61	334	40	65.6	18	58	95.1
5)	Cincinnati	58	302	38	65.5	12	50	86.2
6)	Tennessee	40	199	26	65.0	6	32	80.0
7)	San Diego	44	228	28	63.6	11	39	88.6
8)	Washington	49	256	30	61.2	15	45	91.8
9)	Oakland	41	209	25	61.0	12	37	90.2
10)	Pittsburgh	56	301	34	60.7	19	53	94.6
11)	Arizona	63	327	38	60.3	22	60	95.2
12)	New Orleans	58	277	35	60.3	12	47	81.0
13)	Houston	45	216	26	57.8	12	38	84.4
14)	Kansas City	54	265	31	57.4	17	48	88.9
15)	Philadelphia	43	203	24	55.8	12	36	83.7
16)	Seattle	49	243	27	55.1	19	46	93.9
17)	Atlanta	53	247	29	54.7	15	44	83.0
18)	Green Bay	52	241	28	53.8	15	43	82.7
19)	Jacksonville	54	246	29	53.7	17	46	85.2
20)	Miami	43	190	23	53.5	10	33	76.7
21)	Indianapolis	49	219	26	53.1	13	39	79.6
22)	Tampa Bay	51	237	27	52.9	17	44	86.3
23)	St. Louis	36	165	19	52.8	11	30	83.3
24t)	Buffalo	38	163	19	50.0	12	31	81.6
24t)	Minnesota	44	213	22	50.0	20	42	95.5
26)	Baltimore	47	217	23	48.9	19	42	89.4
27)	Chicago	50	220	24	48.0	18	42	84.0
28)	Denver	44	202	21	47.7	19	40	90.9
29t)	Dallas	45	201	20	44.4	20	40	88.9
29t)	New York Giants	54	231	24	44.4	21	45	83.3
31)	San Francisco	39	170	17	43.6	17	34	87.2
32)	Cleveland	47	193	18	38.3	23	41	87.2

NFL / OPPONENTS/DEFENSE INSIDE THE 20

Rank	Team	Poss	Pts	TD	TD%	FG	Score	Score%
1)	New York Jets	40	142	14	35.0	15	29	72.5
2)	St. Louis	48	222	20	41.7	27	47	97.9
3)	Seattle	38	166	16	42.1	18	34	89.5
4)	Minnesota	43	179	19	44.2	16	35	81.4
5)	Cincinnati	38	170	18	47.4	15	33	86.8
6)	Pittsburgh	57	237	28	49.1	15	43	75.4
7)	San Diego	46	221	23	50.0	20	43	93.5
8)	Dallas	49	221	25	51.0	16	41	83.7
9)	Oakland	58	279	30	51.7	23	53	91.4
10)	Carolina	40	175	21	52.5	10	31	77.5
11)	Baltimore	47	219	25	53.2	16	41	87.2
12)	New York Giants	52	250	28	53.8	18	46	88.5
13)	Washington	49	233	27	55.1	15	42	85.7
14)	Arizona	47	222	26	55.3	14	40	85.1
15)	Houston	39	179	22	56.4	9	31	79.5
16t)	Green Bay	49	236	28	57.1	14	42	85.7
16t)	New England	42	207	24	57.1	14	38	90.5
18)	Cleveland	62	316	36	58.1	21	57	91.9
19)	San Francisco	54	280	32	59.3	19	51	94.4
20)	Denver	37	174	22	59.5	8	30	81.1
21t)	Buffalo	45	219	27	60.0	10	37	82.2
21t)	Chicago	45	230	27	60.0	14	41	91.1
21t)	Kansas City	40	197	24	60.0	11	35	87.5
21t)	Miami	50	246	30	60.0	13	43	86.0
25)	Jacksonville	57	298	35	61.4	18	53	93.0
26t)	Atlanta	53	265	33	62.3	12	45	84.9
26t)	Indianapolis	53	270	33	62.3	14	47	88.7
26t)	Tennessee	53	276	33	62.3	16	49	92.5
29)	Detroit	59	301	37	62.7	15	52	88.1
30)	Tampa Bay	56	306	36	64.3	19	55	98.2
31)	Philadelphia	61	328	40	65.6	16	56	91.8
32)	New Orleans	65	344	44	67.7	13	57	87.7

WEEK 17 / THROUGH SUNDAY, JANUARY 3, 2016

AFC / OFFENSE/TEAMS: FIRST DOWNS, THIRD DOWNS, FOURTH DOWNS

Rank	Team	FIRST DOWNS				THIRD DOWNS			FOURTH DOWNS		
		Total	Rush	Pass	Pen	Made	Att	Pct	Made	Att	Pct
1)	New England	347	87	229	31	88	215	40.9	9	15	60.0
2)	San Diego	344	79	230	35	97	231	42.0	5	15	33.3
3)	Houston	335	90	210	35	96	249	38.6	6	19	31.6
4)	Pittsburgh	331	91	207	33	75	193	38.9	4	12	33.3
5)	New York Jets	329	99	210	20	93	229	40.6	6	14	42.9
6)	Cincinnati	324	99	191	34	81	201	40.3	7	12	58.3
7)	Baltimore	323	89	211	23	85	226	37.6	12	24	50.0
8)	Denver	314	85	201	28	79	224	35.3	7	14	50.0
9)	Jacksonville	313	69	215	29	72	205	35.1	8	15	53.3
10)	Indianapolis	311	77	195	39	94	235	40.0	7	13	53.8
11)	Cleveland	307	81	192	34	95	227	41.9	10	24	41.7
12)	Kansas City	303	116	155	32	76	199	38.2	6	9	66.7
13)	Oakland	300	74	193	33	86	220	39.1	5	13	38.5
14)	Tennessee	298	66	195	37	64	201	31.8	7	15	46.7
15)	Buffalo	297	122	155	20	86	227	37.9	7	16	43.8
16)	Miami	291	72	194	25	63	205	30.7	8	22	36.4
	Totals	5067	1396	3183	488	1330	3487	38.1	114	252	45.2

AFC / DEFENSE/OPPONENTS: FIRST DOWNS, THIRD DOWNS, FOURTH DOWNS

Rank	Team	FIRST DOWNS				THIRD DOWNS			FOURTH DOWNS		
		Total	Rush	Pass	Pen	Made	Att	Pct	Made	Att	Pct
1)	New York Jets	271	62	185	24	77	232	33.2	13	23	56.5
2)	Houston	281	79	173	29	61	214	28.5	7	12	58.3
3)	Denver	289	81	162	46	80	227	35.2	5	14	35.7
4)	San Diego	299	101	170	28	74	195	37.9	7	8	87.5
5)	New England	303	77	204	22	84	225	37.3	8	18	44.4
6)	Cincinnati	307	74	202	31	86	218	39.4	9	20	45.0
7)	Baltimore	311	80	189	42	86	216	39.8	4	9	44.4
8)	Kansas City	313	86	193	34	72	217	33.2	13	27	48.1
9)	Tennessee	317	101	192	24	92	216	42.6	4	12	33.3
10t)	Buffalo	321	87	197	37	85	210	40.5	3	13	23.1
10t)	Cleveland	321	104	186	31	81	203	39.9	10	15	66.7
12)	Pittsburgh	327	71	231	25	90	225	40.0	7	24	29.2
13)	Indianapolis	331	89	210	32	89	227	39.2	10	14	71.4
14)	Oakland	344	94	206	44	84	224	37.5	9	17	52.9
15)	Miami	351	112	203	36	96	221	43.4	4	12	33.3
16)	Jacksonville	362	102	222	38	105	227	46.3	6	12	50.0
	Totals	5048	1400	3125	523	1342	3497	38.4	119	250	47.6

WEEK 17 / THROUGH SUNDAY, JANUARY 3, 2016**NFC / OFFENSE/TEAMS: FIRST DOWNS, THIRD DOWNS, FOURTH DOWNS**

Rank	Team	FIRST DOWNS				THIRD DOWNS			FOURTH DOWNS		
		Total	Rush	Pass	Pen	Made	Att	Pct	Made	Att	Pct
1)	New Orleans	381	98	247	36	104	218	47.7	10	16	62.5
2)	Arizona	373	92	237	44	93	198	47.0	4	9	44.4
3)	Atlanta	359	95	230	34	107	227	47.1	10	19	52.6
4)	Carolina	357	136	197	24	86	203	42.4	6	10	60.0
5)	Philadelphia	339	110	193	36	91	230	39.6	8	16	50.0
6)	Detroit	337	71	236	30	75	203	36.9	7	14	50.0
7)	Tampa Bay	336	99	201	36	84	202	41.6	7	13	53.8
8)	Seattle	335	128	190	17	99	213	46.5	8	9	88.9
9)	New York Giants	331	77	208	46	82	217	37.8	9	16	56.3
10t)	Green Bay	317	100	173	44	70	208	33.7	11	21	52.4
10t)	Washington	317	81	208	28	94	216	43.5	7	12	58.3
12)	Chicago	312	108	177	27	93	219	42.5	6	10	60.0
13)	Dallas	307	94	175	38	66	191	34.6	8	16	50.0
14)	Minnesota	297	113	153	31	76	199	38.2	5	11	45.5
15)	San Francisco	261	83	154	24	65	213	30.5	9	19	47.4
16)	St. Louis	241	92	126	23	52	201	25.9	4	13	30.8
Totals		5200	1577	3105	518	1337	3358	39.8	119	224	53.1

NFC / DEFENSE/OPPONENTS: FIRST DOWNS, THIRD DOWNS, FOURTH DOWNS

Rank	Team	FIRST DOWNS				THIRD DOWNS			FOURTH DOWNS		
		Total	Rush	Pass	Pen	Made	Att	Pct	Made	Att	Pct
1)	Seattle	273	71	175	27	67	195	34.4	1	7	14.3
2)	Arizona	284	79	177	28	75	210	35.7	8	17	47.1
3)	Carolina	298	74	198	26	86	227	37.9	15	26	57.7
4)	Green Bay	300	96	183	21	79	220	35.9	10	21	47.6
5)	Chicago	307	103	182	22	89	201	44.3	5	12	41.7
6)	Dallas	317	113	172	32	81	208	38.9	5	10	50.0
7)	Minnesota	318	94	189	35	71	206	34.5	11	22	50.0
8)	Detroit	319	96	191	32	82	200	41.0	5	8	62.5
9)	St. Louis	320	98	192	30	78	225	34.7	4	15	26.7
10)	Washington	329	103	202	24	78	207	37.7	11	20	55.0
11)	Atlanta	335	107	197	31	82	191	42.9	5	15	33.3
12)	Tampa Bay	351	104	208	39	97	211	46.0	4	6	66.7
13)	San Francisco	356	128	199	29	82	210	39.0	6	11	54.5
14)	Philadelphia	365	100	239	26	99	231	42.9	6	9	66.7
15)	New York Giants	367	104	236	27	108	230	47.0	8	14	57.1
16)	New Orleans	380	103	223	54	71	176	40.3	10	13	76.9
Totals		5219	1573	3163	483	1325	3348	39.6	114	226	50.4

WEEK 17 / THROUGH SUNDAY, JANUARY 3, 2016

NFL / OFFENSE/TEAMS: FIRST DOWNS, THIRD DOWNS, FOURTH DOWNS

Rank	Team	FIRST DOWNS				THIRD DOWNS			FOURTH DOWNS		
		Total	Rush	Pass	Pen	Made	Att	Pct	Made	Att	Pct
1)	New Orleans	381	98	247	36	104	218	47.7	10	16	62.5
2)	Arizona	373	92	237	44	93	198	47.0	4	9	44.4
3)	Atlanta	359	95	230	34	107	227	47.1	10	19	52.6
4)	Carolina	357	136	197	24	86	203	42.4	6	10	60.0
5)	New England	347	87	229	31	88	215	40.9	9	15	60.0
6)	San Diego	344	79	230	35	97	231	42.0	5	15	33.3
7)	Philadelphia	339	110	193	36	91	230	39.6	8	16	50.0
8)	Detroit	337	71	236	30	75	203	36.9	7	14	50.0
9)	Tampa Bay	336	99	201	36	84	202	41.6	7	13	53.8
10t)	Houston	335	90	210	35	96	249	38.6	6	19	31.6
10t)	Seattle	335	128	190	17	99	213	46.5	8	9	88.9
12t)	Pittsburgh	331	91	207	33	75	193	38.9	4	12	33.3
12t)	New York Giants	331	77	208	46	82	217	37.8	9	16	56.3
14)	New York Jets	329	99	210	20	93	229	40.6	6	14	42.9
15)	Cincinnati	324	99	191	34	81	201	40.3	7	12	58.3
16)	Baltimore	323	89	211	23	85	226	37.6	12	24	50.0
17t)	Green Bay	317	100	173	44	70	208	33.7	11	21	52.4
17t)	Washington	317	81	208	28	94	216	43.5	7	12	58.3
19)	Denver	314	85	201	28	79	224	35.3	7	14	50.0
20)	Jacksonville	313	69	215	29	72	205	35.1	8	15	53.3
21)	Chicago	312	108	177	27	93	219	42.5	6	10	60.0
22)	Indianapolis	311	77	195	39	94	235	40.0	7	13	53.8
23t)	Cleveland	307	81	192	34	95	227	41.9	10	24	41.7
23t)	Dallas	307	94	175	38	66	191	34.6	8	16	50.0
25)	Kansas City	303	116	155	32	76	199	38.2	6	9	66.7
26)	Oakland	300	74	193	33	86	220	39.1	5	13	38.5
27)	Tennessee	298	66	195	37	64	201	31.8	7	15	46.7
28t)	Buffalo	297	122	155	20	86	227	37.9	7	16	43.8
28t)	Minnesota	297	113	153	31	76	199	38.2	5	11	45.5
30)	Miami	291	72	194	25	63	205	30.7	8	22	36.4
31)	San Francisco	261	83	154	24	65	213	30.5	9	19	47.4
32)	St. Louis	241	92	126	23	52	201	25.9	4	13	30.8
	Totals	10267	2973	6288	1006	2667	6845	39.0	233	476	48.9

NFL / DEFENSE/OPPONENTS: FIRST DOWNS, THIRD DOWNS, FOURTH DOWNS

Rank	Team	FIRST DOWNS				THIRD DOWNS			FOURTH DOWNS		
		Total	Rush	Pass	Pen	Made	Att	Pct	Made	Att	Pct
1)	New York Jets	271	62	185	24	77	232	33.2	13	23	56.5
2)	Seattle	273	71	175	27	67	195	34.4	1	7	14.3
3)	Houston	281	79	173	29	61	214	28.5	7	12	58.3
4)	Arizona	284	79	177	28	75	210	35.7	8	17	47.1
5)	Denver	289	81	162	46	80	227	35.2	5	14	35.7
6)	Carolina	298	74	198	26	86	227	37.9	15	26	57.7
7)	San Diego	299	101	170	28	74	195	37.9	7	8	87.5
8)	Green Bay	300	96	183	21	79	220	35.9	10	21	47.6
9)	New England	303	77	204	22	84	225	37.3	8	18	44.4
10t)	Cincinnati	307	74	202	31	86	218	39.4	9	20	45.0
10t)	Chicago	307	103	182	22	89	201	44.3	5	12	41.7
12)	Baltimore	311	80	189	42	86	216	39.8	4	9	44.4
13)	Kansas City	313	86	193	34	72	217	33.2	13	27	48.1
14t)	Tennessee	317	101	192	24	92	216	42.6	4	12	33.3
14t)	Dallas	317	113	172	32	81	208	38.9	5	10	50.0
16)	Minnesota	318	94	189	35	71	206	34.5	11	22	50.0
17)	Detroit	319	96	191	32	82	200	41.0	5	8	62.5
18)	St. Louis	320	98	192	30	78	225	34.7	4	15	26.7
19t)	Buffalo	321	87	197	37	85	210	40.5	3	13	23.1
19t)	Cleveland	321	104	186	31	81	203	39.9	10	15	66.7
21)	Pittsburgh	327	71	231	25	90	225	40.0	7	24	29.2
22)	Washington	329	103	202	24	78	207	37.7	11	20	55.0
23)	Indianapolis	331	89	210	32	89	227	39.2	10	14	71.4
24)	Atlanta	335	107	197	31	82	191	42.9	5	15	33.3
25)	Oakland	344	94	206	44	84	224	37.5	9	17	52.9
26t)	Miami	351	112	203	36	96	221	43.4	4	12	33.3
26t)	Tampa Bay	351	104	208	39	97	211	46.0	4	6	66.7
28)	San Francisco	356	128	199	29	82	210	39.0	6	11	54.5
29)	Jacksonville	362	102	222	38	105	227	46.3	6	12	50.0
30)	Philadelphia	365	100	239	26	99	231	42.9	6	9	66.7
31)	New York Giants	367	104	236	27	108	230	47.0	8	14	57.1
32)	New Orleans	380	103	223	54	71	176	40.3	10	13	76.9
	Totals	10267	2973	6288	1006	2667	6845	39.0	233	476	48.9

WEEK 17 / THROUGH SUNDAY, JANUARY 3, 2016**AFC / FIRST-DOWN PLAYS BY TEAMS**

Rank	Team	Yds/Play	Plays	Yards
1)	Jacksonville	6.00	461	2766
2)	Pittsburgh	5.78	467	2697
3)	Buffalo	5.75	435	2503
4)	Kansas City	5.66	427	2417
5)	Denver	5.58	469	2619
6)	New England	5.54	471	2608
7)	Miami	5.48	432	2368
8)	Baltimore	5.46	475	2592
9)	Tennessee	5.45	442	2410
10)	Cincinnati	5.44	450	2448
11)	New York Jets	5.36	477	2559
12)	Houston	5.33	490	2611
13)	Oakland	5.22	444	2319
14)	San Diego	5.05	476	2402
15)	Indianapolis	4.92	456	2243
16)	Cleveland	4.86	444	2159
	TOTAL	5.43	7316	39721

AFC / FIRST-DOWN PLAYS BY OPPONENTS

Rank	Team	Yds/Play	Plays	Yards
1)	Denver	4.25	442	1879
2)	Jacksonville	5.02	494	2482
3)	New York Jets	5.04	429	2164
4)	New England	5.08	456	2315
5)	Kansas City	5.09	450	2290
6)	Cincinnati	5.19	449	2330
7)	Baltimore	5.27	441	2323
8)	Indianapolis	5.45	472	2573
9)	Houston	5.55	435	2414
10)	Oakland	5.59	478	2673
11)	Buffalo	5.60	459	2569
12)	Tennessee	5.62	448	2516
13)	Pittsburgh	5.79	470	2723
14)	San Diego	5.85	437	2556
15)	Cleveland	5.91	442	2614
16)	Miami	6.03	487	2935
	TOTAL	5.40	7289	39356

NFC / FIRST-DOWN PLAYS BY TEAMS

Rank	Team	Yds/Play	Plays	Yards
1)	Tampa Bay	6.24	468	2918
2)	Arizona	6.04	490	2960
3)	Dallas	5.92	445	2634
4)	St. Louis	5.84	405	2366
5)	Atlanta	5.81	483	2805
6)	Seattle	5.66	460	2603
7)	Washington	5.56	445	2476
8)	Philadelphia	5.48	493	2704
9)	Detroit	5.47	471	2575
10)	Carolina	5.40	492	2657
11)	New York Giants	5.32	463	2461
12)	Chicago	5.03	449	2259
13)	New Orleans	4.99	498	2483
14)	Minnesota	4.90	431	2113
15)	Green Bay	4.53	462	2093
16)	San Francisco	4.51	415	1871
	TOTAL	5.42	7370	39978

NFC / FIRST-DOWN PLAYS BY OPPONENTS

Rank	Team	Yds/Play	Plays	Yards
1)	Carolina	3.92	450	1763
2)	St. Louis	4.90	484	2373
3)	Seattle	5.06	418	2115
4)	Detroit	5.08	449	2280
5)	Tampa Bay	5.10	475	2421
6)	Chicago	5.25	434	2277
7)	Philadelphia	5.25	515	2705
8)	Arizona	5.35	434	2322
9)	Green Bay	5.47	446	2439
10)	Dallas	5.52	448	2475
11)	Atlanta	5.53	459	2537
12)	Minnesota	5.71	451	2577

13)	San Francisco	5.92	493	2918
14)	New York Giants	6.21	502	3118
15)	Washington	6.38	453	2890
16)	New Orleans	6.45	486	3133
	TOTAL	5.45	7397	40343

NFL / FIRST-DOWN PLAYS BY TEAMS

Rank	Team	Yds/Play	Plays	Yards
1)	Tampa Bay	6.24	468	2918
2)	Arizona	6.04	490	2960
3)	Jacksonville	6.00	461	2766
4)	Dallas	5.92	445	2634
5)	St. Louis	5.84	405	2366
6)	Atlanta	5.81	483	2805
7)	Pittsburgh	5.78	467	2697
8)	Buffalo	5.75	435	2503
9)	Kansas City	5.66	427	2417
10)	Seattle	5.66	460	2603
11)	Denver	5.58	469	2619
12)	Washington	5.56	445	2476
13)	New England	5.54	471	2608
14)	Philadelphia	5.48	493	2704
15)	Miami	5.48	432	2368
16)	Detroit	5.47	471	2575
17)	Baltimore	5.46	475	2592
18)	Tennessee	5.45	442	2410
19)	Cincinnati	5.44	450	2448
20)	Carolina	5.40	492	2657
21)	New York Jets	5.36	477	2559
22)	Houston	5.33	490	2611
23)	New York Giants	5.32	463	2461
24)	Oakland	5.22	444	2319
25)	San Diego	5.05	476	2402
26)	Chicago	5.03	449	2259
27)	New Orleans	4.99	498	2483
28)	Indianapolis	4.92	456	2243
29)	Minnesota	4.90	431	2113
30)	Cleveland	4.86	444	2159
31)	Green Bay	4.53	462	2093
32)	San Francisco	4.51	415	1871
	TOTAL	5.43	14686	79699

NFL / FIRST-DOWN PLAYS BY OPPONENTS

Rank	Team	Yds/Play	Plays	Yards
1)	Carolina	3.92	450	1763
2)	Denver	4.25	442	1879
3)	St. Louis	4.90	484	2373
4)	Jacksonville	5.02	494	2482
5)	New York Jets	5.04	429	2164
6)	Seattle	5.06	418	2115
7)	New England	5.08	456	2315
8)	Detroit	5.08	449	2280
9)	Kansas City	5.09	450	2290
10)	Tampa Bay	5.10	475	2421
11)	Cincinnati	5.19	449	2330
12)	Chicago	5.25	434	2277
13)	Philadelphia	5.25	515	2705
14)	Baltimore	5.27	441	2323
15)	Arizona	5.35	434	2322
16)	Indianapolis	5.45	472	2573
17)	Green Bay	5.47	446	2439
18)	Dallas	5.52	448	2475
19)	Atlanta	5.53	459	2537
20)	Houston	5.55	435	2414
21)	Oakland	5.59	478	2673
22)	Buffalo	5.60	459	2569
23)	Tennessee	5.62	448	2516
24)	Minnesota	5.71	451	2577
25)	Pittsburgh	5.79	470	2723
26)	San Diego	5.85	437	2556
27)	Cleveland	5.91	442	2614
28)	San Francisco	5.92	493	2918
29)	Miami	6.03	487	2935
30)	New York Giants	6.21	502	3118
31)	Washington	6.38	453	2890
32)	New Orleans	6.45	486	3133
	TOTAL	5.43	14686	79699

WEEK 17 / THROUGH SUNDAY, JANUARY 3, 2016**AFC / KICKOFFS (Receiving Team)**

Rank	Team	TotKO	AdjKO	TB	TB%	EZ	EZ%	OB	I20	Avg.Start
1)	Oakland	94	86	36	41.9	68	72.3	2	12	23.1
2)	Baltimore	88	87	53	60.9	71	80.7	1	6	22.9
3)	Kansas City	68	62	28	45.2	51	75.0	1	12	22.5
4)	Indianapolis	89	86	45	52.3	79	88.8	1	13	22.3
5)	New York Jets	78	72	36	50.0	56	71.8	2	11	22.1
6)	Cincinnati	68	63	30	47.6	48	70.6	1	14	21.7
7)	New England	75	70	46	65.7	59	78.7	1	9	21.1
8)	Denver	74	72	45	62.5	62	83.8	0	11	21.0
9)	Buffalo	81	79	38	48.1	59	72.8	0	13	20.9
10)	Pittsburgh	76	74	46	62.2	69	90.8	0	12	20.9
11)	Jacksonville	96	95	65	68.4	89	92.7	0	9	20.8
12)	Miami	82	81	37	45.7	70	85.4	1	20	20.8
13)	Cleveland	90	88	48	54.5	81	90.0	0	15	20.7
14)	Houston	72	71	53	74.6	67	93.1	1	6	20.3
15)	San Diego	87	82	55	67.1	76	87.4	2	14	19.9
16)	Tennessee	91	90	58	64.4	87	95.6	0	19	19.7
Totals		1309	1258	719	57.21	1092	86.8	13	196	21.3

AFC / KICKOFFS (Kicking Team)

Rank	Team	TotKO	AdjKO	TB	TB%	EZ	EZ%	OB	I20	Avg.Start
1)	Buffalo	84	79	42	53.2	67	79.8	1	19	19.9
2)	New England	101	97	69	71.1	89	88.1	1	16	20.0
3)	Cincinnati	89	88	42	47.7	76	85.4	0	23	20.2
4)	Baltimore	74	73	63	86.3	70	94.6	0	5	20.3
5)	Indianapolis	77	73	67	91.8	72	93.5	0	2	20.4
6)	Jacksonville	84	78	55	70.5	72	85.7	4	13	20.4
7)	New York Jets	86	84	34	40.5	79	91.9	1	21	20.9
8)	Denver	82	79	55	69.6	67	81.7	0	6	21.0
9)	Houston	76	72	33	45.8	64	84.2	0	12	21.3
10)	Kansas City	90	86	40	46.5	77	85.6	1	17	21.7
11)	Cleveland	70	68	27	39.7	48	68.6	1	14	21.8
12)	Tennessee	66	64	43	67.2	60	90.9	1	3	21.9
13)	Miami	72	68	44	64.7	57	79.2	1	5	22.1
14)	San Diego	76	72	41	56.9	66	86.8	0	6	22.6
15)	Oakland	81	79	44	55.7	61	75.3	1	14	22.7
16)	Pittsburgh	94	90	38	42.2	70	74.5	1	15	22.8
Totals		1302	1250	737	59.01	1095	87.6	13	191	21.2

Note: Average team drive start DOES NOT include onside kicks or kickoffs at the end of a half unless either kickoff is returned for a touchdown. All other kickoffs (returned kickoffs, fair catches, touchback and kickoffs out of bounds) are included. Kickoffs resulting in the kicking team retaining possession are not included.

ADJ KO: Adjusted kickoffs are used to compute the Avg. Team Drive Start.

I20: The number of drives that start inside (not including) the 20 yd line.

WEEK 17 / THROUGH SUNDAY, JANUARY 3, 2016

NFC / KICKOFFS (Receiving Team)

Rank	Team	TotKO	AdjKO	TB	TB%	EZ	EZ%	OB	I20	Avg.Start
1)	Minnesota	74	67	26	38.8	53	71.6	1	11	25.0
2)	Seattle	68	67	34	50.7	51	75.0	0	10	23.6
3)	Washington	83	78	39	50.0	66	79.5	0	16	23.0
4)	Green Bay	75	73	37	50.7	57	76.0	0	14	23.0
5)	New York Giants	96	91	56	61.5	81	84.4	1	7	22.7
6)	Dallas	83	81	53	65.4	70	84.3	1	6	22.5
7)	Detroit	88	86	42	48.8	79	89.8	0	14	22.4
8)	Chicago	80	78	46	59.0	72	90.0	0	12	22.2
9)	Atlanta	75	74	48	64.9	66	88.0	0	8	21.4
10)	Philadelphia	93	90	63	70.0	76	81.7	1	11	21.4
11)	Arizona	76	73	40	54.8	65	85.5	0	16	21.4
12)	St. Louis	81	77	43	55.8	69	85.2	1	19	21.3
13)	Carolina	70	67	46	68.7	55	78.6	1	4	21.3
14)	San Francisco	87	86	45	52.3	74	85.1	0	18	21.1
15)	Tampa Bay	93	90	68	75.6	83	89.2	1	9	20.6
16)	New Orleans	96	91	65	71.4	84	87.5	1	10	20.5
Totals		1318	1269	751	59.21	101	86.8	8	185	22.0

NFC / KICKOFFS (Kicking Team)

Rank	Team	TotKO	AdjKO	TB	TB%	EZ	EZ%	OB	I20	Avg.Start
1)	Washington	85	80	53	66.3	68	80.0	1	11	20.9
2)	St. Louis	68	66	41	62.1	58	85.3	0	11	21.1
3)	Philadelphia	81	76	42	55.3	64	79.0	2	13	21.3
4)	Atlanta	76	74	52	70.3	68	89.5	0	4	21.4
5)	Arizona	99	98	50	51.0	83	83.8	0	17	21.4
6)	Detroit	77	72	40	55.6	63	81.8	1	13	21.7
7)	Seattle	92	89	47	52.8	84	91.3	1	20	21.8
8)	Tampa Bay	82	79	44	55.7	73	89.0	0	13	22.1
9)	Carolina	103	102	69	67.6	93	90.3	0	13	22.1
10)	Dallas	73	70	49	70.0	63	86.3	0	8	22.2
11)	New York Giants	93	89	37	41.6	63	67.7	1	17	22.2
12)	New Orleans	82	80	44	55.0	70	85.4	0	6	22.3
13)	Green Bay	81	77	41	53.2	65	80.2	1	13	22.7
14)	Minnesota	87	86	47	54.7	72	82.8	0	11	22.7
15)	San Francisco	63	61	38	62.3	50	79.4	0	5	23.0
16)	Chicago	83	78	39	50.0	61	73.5	1	15	24.2
Totals		1325	1277	733	57.41	1098	86.0	8	190	22.1

Note: Average team drive start DOES NOT include onside kicks or kickoffs at the end of a half unless either kickoff is returned for a touchdown. All other kickoffs (returned kickoffs, fair catches, touchback and kickoffs out of bounds) are included. Kickoffs resulting in the kicking team retaining possession are not included.

ADJ KO: Adjusted kickoffs are used to compute the Avg. Team Drive Start.

I20: The number of drives that start inside (not including) the 20 yd line.

WEEK 17 / THROUGH SUNDAY, JANUARY 3, 2016

NFL / KICKOFFS (Receiving Team)

Rank	Team	TotKO	AdjKO	TB	TB%	EZ	EZ%	OB	I20	Avg.Start
1)	Minnesota	74	67	26	38.8	53	71.6	1	11	25.0
2)	Seattle	68	67	34	50.7	51	75.0	0	10	23.6
3)	Oakland	94	86	36	41.9	68	72.3	2	12	23.1
4)	Washington	83	78	39	50.0	66	79.5	0	16	23.0
5)	Green Bay	75	73	37	50.7	57	76.0	0	14	23.0
6)	Baltimore	88	87	53	60.9	71	80.7	1	6	22.9
7)	New York Giants	96	91	56	61.5	81	84.4	1	7	22.7
8)	Dallas	83	81	53	65.4	70	84.3	1	6	22.5
9)	Kansas City	68	62	28	45.2	51	75.0	1	12	22.5
10)	Detroit	88	86	42	48.8	79	89.8	0	14	22.4
11)	Indianapolis	89	86	45	52.3	79	88.8	1	13	22.3
12)	Chicago	80	78	46	59.0	72	90.0	0	12	22.2
13)	New York Jets	78	72	36	50.0	56	71.8	2	11	22.1
14)	Cincinnati	68	63	30	47.6	48	70.6	1	14	21.7
15)	Atlanta	75	74	48	64.9	66	88.0	0	8	21.4
16)	Philadelphia	93	90	63	70.0	76	81.7	1	11	21.4
17)	Arizona	76	73	40	54.8	65	85.5	0	16	21.4
18)	St. Louis	81	77	43	55.8	69	85.2	1	19	21.3
19)	Carolina	70	67	46	68.7	55	78.6	1	4	21.3
20)	New England	75	70	46	65.7	59	78.7	1	9	21.1
21)	San Francisco	87	86	45	52.3	74	85.1	0	18	21.1
22)	Denver	74	72	45	62.5	62	83.8	0	11	21.0
23)	Buffalo	81	79	38	48.1	59	72.8	0	13	20.9
24)	Pittsburgh	76	74	46	62.2	69	90.8	0	12	20.9
25)	Jacksonville	96	95	65	68.4	89	92.7	0	9	20.8
26)	Miami	82	81	37	45.7	70	85.4	1	20	20.8
27)	Cleveland	90	88	48	54.5	81	90.0	0	15	20.7
28)	Tampa Bay	93	90	68	75.6	83	89.2	1	9	20.6
29)	New Orleans	96	91	65	71.4	84	87.5	1	10	20.5
30)	Houston	72	71	53	74.6	67	93.1	1	6	20.3
31)	San Diego	87	82	55	67.1	76	87.4	2	14	19.9
32)	Tennessee	91	90	58	64.4	87	95.6	0	19	19.7
Totals		2627	2527	1470	58.22	193	86.8	21	381	21.6

NFL / KICKOFFS (Kicking Team)

Rank	Team	TotKO	AdjKO	TB	TB%	EZ	EZ%	OB	I20	Avg.Start
1)	Buffalo	84	79	42	53.2	67	79.8	1	19	19.9
2)	New England	101	97	69	71.1	89	88.1	1	16	20.0
3)	Cincinnati	89	88	42	47.7	76	85.4	0	23	20.2
4)	Baltimore	74	73	63	86.3	70	94.6	0	5	20.3
5)	Indianapolis	77	73	67	91.8	72	93.5	0	2	20.4
6)	Jacksonville	84	78	55	70.5	72	85.7	4	13	20.4
7)	New York Jets	86	84	34	40.5	79	91.9	1	21	20.9
8)	Washington	85	80	53	66.3	68	80.0	1	11	20.9
9)	Denver	82	79	55	69.6	67	81.7	0	6	21.0
10)	St. Louis	68	66	41	62.1	58	85.3	0	11	21.1
11)	Philadelphia	81	76	42	55.3	64	79.0	2	13	21.3
12)	Houston	76	72	33	45.8	64	84.2	0	12	21.3
13)	Atlanta	76	74	52	70.3	68	89.5	0	4	21.4
14)	Arizona	99	98	50	51.0	83	83.8	0	17	21.4
15)	Detroit	77	72	40	55.6	63	81.8	1	13	21.7
16)	Kansas City	90	86	40	46.5	77	85.6	1	17	21.7
17)	Seattle	92	89	47	52.8	84	91.3	1	20	21.8
18)	Cleveland	70	68	27	39.7	48	68.6	1	14	21.8
19)	Tennessee	66	64	43	67.2	60	90.9	1	3	21.9
20)	Miami	72	68	44	64.7	57	79.2	1	5	22.1
21)	Tampa Bay	82	79	44	55.7	73	89.0	0	13	22.1
22)	Carolina	103	102	69	67.6	93	90.3	0	13	22.1
23)	Dallas	73	70	49	70.0	63	86.3	0	8	22.2
24)	New York Giants	93	89	37	41.6	63	67.7	1	17	22.2
25)	New Orleans	82	80	44	55.0	70	85.4	0	6	22.3
26)	San Diego	76	72	41	56.9	66	86.8	0	6	22.6
27)	Green Bay	81	77	41	53.2	65	80.2	1	13	22.7
28)	Oakland	81	79	44	55.7	61	75.3	1	14	22.7
29)	Minnesota	87	86	47	54.7	72	82.8	0	11	22.7
30)	Pittsburgh	94	90	38	42.2	70	74.5	1	15	22.8
31)	San Francisco	63	61	38	62.3	50	79.4	0	5	23.0
32)	Chicago	83	78	39	50.0	61	73.5	1	15	24.2
Totals		2627	2527	1470	58.22	193	86.8	21	381	21.6

Note: Average team drive start DOES NOT include onside kicks or kickoffs at the end of a half unless either kickoff is returned for a touchdown. All other kickoffs (returned kickoffs, fair catches, touchback and kickoffs out of bounds) are included. Kickoffs resulting in the kicking team retaining possession are not included.

ADJ KO: Adjusted kickoffs are used to compute the Avg. Team Drive Start.

I20: The number of drives that start inside (not including) the 20 yd line.

WEEK 17 / THROUGH SUNDAY, JANUARY 3, 2016

TEAM RANKINGS

American Football Conference

Offense Defense

	Total	Rush	Pass	Total	Rush	Pass
Balt.	6	11	4	5	8	5
Buff.	5	*1	15	9	11	9
Cin.	7	4	8	7	4	10
Cleve.	12	8	12	16	16	12
Denver	8	7	7	*1	2	*1
Hou.	10	5	10	2	7	2
Ind.	15	14	13	15	13	13
Jax	9	12	5	13	10	15
K.C.	14	2	16	4	5	4
Miami	13	9	11	14	15	11
N.E.	2	15	3	6	6	8
Jets	4	3	6	3	1	6
Oak.	11	13	9	12	9	14
Pitt.	1	6	1	11	3	16
S.D.	3	16	2	10	14	7
Tenn.	16	10	14	8	12	3

National Football Conference

Offense Defense

	Total	Rush	Pass	Total	Rush	Pass
Ariz.	*1	6	2	2	3	5
Atl.	5	11	3	8	5	10
Car.	7	1	11	3	2	6
Chi.	11	8	10	6	10T	2
Dallas	12	7	13	9	10T	3
Det.	10	16	5	10	7	8
G.B.	13	9	12	7	9	4
Minn.	14	3	15	5	6	7
N.O.	2	15	*1	15	15	15
Giants	6	12	4	16	12	16
Phil.	8	10	7	14	16	14
St. L.	16	5	16	11	8	11
S.F.	15	14	14	13	14	13
Sea.	3	2	9	1	*1	1
T.B.	4	4	8	4	4	9
Wash.	9	13	6	12	13	12

National Football League

Offense Defense

	Total	Rush	Pass	Total	Rush	Pass
Ariz.	*1	8	2	5	6	8
Atl.	7	18	6	16	14	18
Balt.	14	26	8	8	12	10
Buff.	13	*1	28	19	16	19
Car.	11	2	24	6	4	11
Chi.	21	11	23	14	22T	4
Cin.	15	13	15	11	7	20
Cleve.	25	22	21	27	30	22
Dallas	22	9	27	17	22T	5
Denver	16	17	14	*1	3	*1
Det.	20	32	9	18	19	15
G.B.	23	12	25T	15	21	6
Hou.	19	15	18	3	10	3
Ind.	28	29	22	26	25	24
Jax	18	27	10	24	15	29
K.C.	27	6	30	7	8	9
Miami	26	23	19	25	28	21
Minn.	29	4	31	13	17	12
N.E.	6	30	5	9	9	17
N.O.	2	24	*1	31	31	31
Giants	8	19	7	32	24	32
Jets	10	10	13	4	2	13
Oak.	24	28	16	22	13	26
Phil.	12	14	12	30	32	28
Pitt.	3	16	3	21	5	30
St. L.	32	7	32	23	20	23
S.D.	9	31	4	20	27	14
S.F.	31	21	29	29	29	27
Sea.	4	3	20	2	*1	2
T.B.	5	5	17	10	11	16
Tenn.	30	25	25T	12	18	7
Wash.	17	20	11	28	26	25

T = Tied for position

* = League Leader

WEEK 17 / THROUGH SUNDAY, JANUARY 3, 2016

Team/Offense Rank (Within League)

BAL	BUF	CIN	CLE	DEN	HOU	IND	JAX	KC	MIA	NE	NYJ	OAK	PIT	SD	TEN		ARI	ATL	CAR	CHI	DAL	DET	GB	MIN	NO	NYG	PHI	STL	SF	SEA	TB	WAS
14	13	15	25	16	19	28	18	27	26	6	10	24	3	9	30	TYds/G	1	7	11	21	22	20	23	29	2	8	12	32	31	4	5	17
22	8	7	28	19	31	32	16	12	17	6	15	23	2	18	27	TYds/P	1	11	13	21	14	20	29	25	4	9	24	26	30	5	3	10
26	1	13	22	17	15	29	27	6	23	30	10	28	16	31	25	RYds/G	8	18	2	11	9	32	12	4	24	19	14	7	21	3	5	20
24	1	23	16	13	28	31	15	3	9	29	14	22	8	32	17	RshAvg	12	25	10	20	5	26	11	4	27	18	21	6	19	7	2	30
8	28	15	21	14	18	22	10	30	19	5	13	16	3	4	25t	PsYd/G	2	6	24	23	27	9	25t	31	1	7	12	32	29	20	17	11
22	12	3	29	21	26	32	17	16	24	7	15	23	2	14	27	PasAvg	1	10	9	13	20	18	31	25	4	11	19	30	28	5	8	6
29	7	5	10	31	8	27	26	3	14	1	22	20	30	9	28	%HdInt	19	23	13	18	32	15	2	12	6	16	25	21	17	4	24	11
1	27	19	26	20	12	14	25	29	23	16	2	10	11	15	30	Sac/PP	6	9	21	18	17	22	24	31	5	4	13	3	32	28	8	7
16	28t	15	23t	19	10t	22	20	25	30	5	14	26	12t	6	27	1D/Gm	2	3	4	21	23t	8	17t	28t	1	12t	7	32	31	10t	9	17t
23	21	13	9	25	18	14	26	19t	30	11	12	16	17	8	29	3D Eff	3	2	7	6	27	24	28	19t	1	22	15	32	31	4	10	5
15t	24	7t	26	15t	31	10t	12	2	28	4t	25	27	29t	29t	21	4D Eff	23	13	4t	4t	15t	15t	14	22	3	9	15t	32	20	1	10t	7t
3	23	17	4	10	25	27	1	19	6	8	14	28	16	32	18	PR Avg	24	11	12	20	29	26	30	13	15	7	2	21	22	5	9	31
7	30	29	6	23	18	13	20	21	22	31	26	17	14	27	28	KR Avg	16	4	32	3	8	2	11	1	24	10	25	12	19	5	15	9
7	9	18	6	27	5	2	10	22	3	15	28	23	29	20	4	GpntAv	30	8	16	25	17	11	24	32	19	21	12	1	26	13	31	14
2	7	10	14	22	26	5	23	8	19	15	31	9	24	27	12	NpntAv	32	11	17	20	3	4	13	30	16	25	6	1	21	29	28	18
25	12	7	30	19	21t	24	14	9	27	3	11	17	4t	26	28	Pts/Gm	2	21t	1	23	31	18	15	16	8	6	13	29	32	4t	20	10
21	16t	22	9t	14t	16t	4	12t	26	24t	5t	23	27t	19t	24t	9t	FG%	7	29	19t	18	1t	5t	14t	11	31	1t	27t	32	8	3	30	12t

Opponent/Defense Rank (Within League)

BAL	BUF	CIN	CLE	DEN	HOU	IND	JAX	KC	MIA	NE	NYJ	OAK	PIT	SD	TEN		ARI	ATL	CAR	CHI	DAL	DET	GB	MIN	NO	NYG	PHI	STL	SF	SEA	TB	WAS
8	19	11	27	1	3	26	24	7	25	9	4	22	21	20	12	TYds/G	5	16	6	14	17	18	15	13	31	32	30	23	29	2	10	28
13	24	10	30	1	5	26	15	6	22	7	4	11	18	29	16	TYds/P	9	20	2	25	19	23	17	14	32	31	21	12	27	3	8	28
12	16	7	30	3	10	25	15	8	28	9	2	13	5	27	18	RYds/G	6	14	4	22t	22t	19	21	17	31	24	32	20	29	1	11	26
10	25	22	27	1	17	23	5	16	14	11	3	18	6	30	8	RshAvg	9	15	7	26	19	20	29	21	32	24	28	13	12	4	2	31
10	19	20	22	1	3	24	29	9	21	17	13	26	30	14	7	PsYd/G	8	18	11	4	5	15	6	12	31	32	28	23	27	2	16	25
16	14	6	31	1	3	19	23	4	27	8	7	10	17	28	25	PasAvg	9	22	2	18	24	21	11	12	32	29	15	13	30	5	20	26
32	8	4	22	13	12	6	31	2	14	24	5	19	9	21	18	%HdInt	3	10	1	30	29	26	7	17	27	16	15	20	28	11	23	25
13	31	17	28	1	3	22	23	7	26	2	18	24	8	20	6	Sac/PP	19	32	14	12	21	4	5	9	27	30	25	11	29	15	10	16
12	19t	10t	19t	5	3	23	29	13	26t	9	1	25	21	7	14t	1D/Gm	4	24	6	10t	14t	17	8	16	32	31	30	18	28	2	26t	22
19	23	18	20	7	1	17	31	2	28	10	3	11	21	14	25	3D Eff	8	27	13	29	15	24	9	5	22	32	26	6	16	4	30	12
10t	2	12	27t	8	25	30	16t	15	5t	10t	22	19	4	32	5t	4D Eff	13	5t	24	9	16t	26	14	16t	31	23	27t	3	20	1	27t	21
2	19	7	26	12	24	28	25	9	27	20	30	10	18	22	31	PR Avg	29	21	15	14	11	6	1	5	16	23	3	13	8	32	4	17
23	1	12	8	6	18	3	16	19	9	2	14	13	10	32	30t	KR Avg	17	30t	28	21	15	22	29	26	27	5	7	11	25	24	20	4
24	4	12	3	28	27	18	6t	11	23	31	30	19	5	1	32	GpntAv	29	21	26	8	16	9	2	6t	10	25	20	13	22	17	15	14
12	16	10	1	30	28	27	2	15	5	18	29	20	6	22	32	NpntAv	31	17	24	14	26	25	19	13	4	8	11	7	21	9	3	23
24	15	2	29	4	7t	25	31	3	19	10	9	22	11	21	27	Pts/Gm	7t	14	6	20	16	23	12	5	32	30	28	13	18	1	26	17
14t	10t	16t	20t	6	3t	9	7	12	1	8	26	20t	16t	19	18	FG%	30	3t	3t	20t	14t	24	20t	27	10t	25	32	29	2	31	28	13

05, LOST 11										* RUSHING										No.	Yds	Avg	Long	TD
09/13 L 13-19	at Denver									76,798	Forsett							151	641	4.2	33	2		
09/20 L 33-37	at Oakland									53,500	Allen							137	514	3.8	44	1		
09/27 L 24-28	Cincinnati									70,970	West	LG						62	231	3.7	17	0		
10/01 W 23-20	OT at Pittsburgh									63,929	West	TM						46	180	3.9	17	0		
10/11 L 30-33	OT Cleveland									71,046	Taliaferro							13	47	3.6	7t	1		
10/18 L 20-25	at San Francisco									70,799	Clausen	LG						11	36	3.3	11	0		
10/26 L 18-26	at Arizona									64,722	Clausen	TM						6	28	4.7	8	0		
11/01 W 29-26	San Diego									70,829	Flacco							13	23	1.8	16	3		
11/15 L 20-22	Jacksonville									70,837	A. Harris	LG						4	19	4.8	16	0		
11/22 W 16-13	St. Louis									71,105	Givens	LG						4	18	4.5	24	0		
11/30 W 33-27	at Cleveland									64,380	Givens	TM						3	-6	-2.0	2	0		
12/06 L 13-15	at Miami									64,519	Campanaro							2	17	8.5	9t	1		
12/13 L 6-35	Seattle									71,179	Mallett	LG						5	15	3.0	6t	1		
12/20 L 14-34	Kansas City									70,791	Mallett	TM						1	4	4.0	4	0		
12/27 W 20-17	Pittsburgh									71,261	Schaub							4	10	2.5	7	0		
01/03 L 16-24	at Cincinnati									57,254	Koch							1	7	7.0	7	0		
Balt.										Opp.	Magee							2	5	2.5	4	0		
TOTAL FIRST DOWNS										323	311	Juszczyk							2	3	1.5	2		
Rushing										89	80	Levine							1	3	3.0	3	0	
Passing										211	189	Ross	TM						1	2	2.0	2	0	
Penalty										23	42	TEAM							383	1478	3.9	44	8	
3rd Down: Made/Att										85/226	86/216	OPPONENTS							418	1661	4.0	62	10	
3rd Down Pct.										37.6	39.8	* RECEIVING							No.	Yds	Avg	Long	TD	
4th Down: Made/Att										12/24	4/9	Aiken							75	944	12.6	48t	5	
4th Down Pct.										50.0	44.4	S. Smith							46	670	14.6	50t	3	
POSSESSION AVG.										29:58	30:02	Allen							45	353	7.8	41	2	
TOTAL NET YARDS										5749	5398	Juszczyk							41	321	7.8	39	4	
Avg. Per Game										359.3	337.4	Gillmore							33	412	12.5	46	4	
Total Plays										1083	1000	M. Williams							32	268	8.4	28	1	
Avg. Per Play										5.3	5.4	Butler							31	363	11.7	41	0	
NET YARDS RUSHING										1478	1661	Forsett							31	153	4.9	32	0	
Avg. Per Game										92.4	103.8	Givens	LG						20	353	17.7	48	1	
Total Rushes										383	418	Givens	TM						19	346	18.2	48	1	
NET YARDS PASSING										4271	3737	Boyle							18	153	8.5	25	0	
Avg. Per Game										266														

WON 8, LOST 8		* RUSHING
09/13 W 27-14	Indianapolis	70,319 McCoy
09/20 L 32-40	New England	70,858 Taylor
09/27 W 41-14	at Miami	64,869 Ka. Williams
10/04 L 10-24	New York Giants	70,677 Gillislee LG
10/11 W 14-13	at Tennessee	65,670 Gillislee TM
10/18 L 21-34	Cincinnati	69,593 Manuel
10/25 L 31-34	at Jacksonville	84,021 Dixon
11/08 W 33-17	Miami	70,024 Herron TM
11/12 W 22-17	at New York Jets	78,160 Harvin
11/23 L 13-20	at New England	66,829 Hogan
11/29 L 22-30	at Kansas City	72,493 C. Wood
12/06 W 30-21	Houston	68,544 Felton
12/13 L 20-23	at Philadelphia	69,596 S. Watkins
12/20 L 25-35	at Washington	80,124 Schmidt
12/27 W 16-6	Dallas	70,172 Woods
01/03 W 22-17	New York Jets	68,670 Thigpen LG

Team A, LOST 8										* RUSHING										No.	Yds	Avg	Long	TD
09/13 W 27-14	Indianapolis	70,319	McCoy	203	895	4.4	48	3																
09/20 L 32-40	New England	70,858	Taylor	104	568	5.5	31	4																
09/27 W 41-14	at Miami	64,869	Ka. Williams	93	517	5.6	41	7																
10/04 L 10-24	New York Giants	70,677	Gillislee LG	47	267	5.7	60	3																
10/11 W 14-13	at Tennessee	65,670	Gillislee TM	47	267	5.7	60	3																
10/18 L 21-34	Cincinnati	69,593	Manuel	17	64	3.8	16	1																
10/25 L 31-34	at Jacksonville	84,021	Dixon	21	44	2.1	6	1																
11/08 W 33-17	Miami	70,214	Herron TM	11	37	3.4	8	0																
11/12 W 22-17	at New York Jets	78,160	Harvin	5	31	6.2	9	0																
11/23 L 13-20	at New England	66,829	Hogan	1	4	4.0	4	0																
11/29 L 22-30	at Kansas City	72,493	C. Wood	2	3	1.5	3	0																
12/06 W 30-21	Houston	68,544	Felton	1	2	2.0	2	0																
12/13 L 20-23	at Philadelphia	69,596	S. Watkins	1	1	1.0	1	0																
12/20 L 25-35	at Washington	80,124	Schmidt	1	0	0.0	0	0																
12/27 W 16- 6	Dallas	70,172	Woods	1	0	0.0	0	0																
01/03 W 22-17	New York Jets	68,670	Thigpen LG	1	-1	-1.0	-1	0																
	Buff.		Thigpen TM	1	-1	-1.0	-1	0																
TOTAL FIRST DOWNS		297	321	TEAM	509	2432	4.8	60	19															
Rushing		122	87	OPPONENTS	394	1730	4.4	58	10															
Passing		155	197	* RECEIVING	No.	Yds	Avg	Long	TD															
Penalty		20	37	S. Watkins	60	1047	17.5	63	9															
3rd Down: Made/Att		86/227	85/210	Clay	51	528	10.4	40	3															
3rd Down Pct.		37.9	40.5	Woods	47	552	11.7	37	3															
4th Down: Made/Att		7/16	3/13	Hogan	36	450	12.5	46	2															
4th Down Pct.		43.8	23.1	McCoy	32	292	9.1	22	2															
POSSESSION AVG.		31:18	28:42	Hankerson LG	26	327	12.6	55	3															
TOTAL NET YARDS		5775	5702	Harvin	19	218	11.5	51	1															
Avg. Per Game		360.9	356.4	Gragg	12	150	12.5	29	0															
Total Plays		1016	1017	Ka. Williams	11	96	8.7	26	2															
Avg. Per Play		5.7	5.6	Dixon	6	44	7.3	14	0															
NET YARDS RUSHING		2432	1730	Gillislee LG	6	29	4.8	14	0															
Avg. Per Game		152.0	108.1	Gillislee TM	6	29	4.8	14	0															
Total Rushes		509	394	Salas LG	3	41	13.7	20	0															
NET YARDS PASSING		3343	3972	Salas TM	3	41	13.7	20	0															
Avg. Per Game		208.9	248.3	Herron TM	3	20	6.7	9	0															
Sacked/Yards Lost		42/257	21/125	Goodwin	2	24	12.0	14	0															
Gross Yards		3600	4097	Easley	1	58	58.0	58	1															
Att./Completions		465/295	602/347	O'Leary	1	37	37.0	37	0															
Completion Pct.		63.4	57.6	Felton	1	12	12.0	12	0															
Had Intercepted		9	17	Taylor	1	4	4.0	4	0															
PUNTS/AVERAGE		82/46.3	75/43.7	Gray	1	2	2.0	2	0															
NET PUNTING AVG.		82/41.3	75/39.8	Mulligan	1	2	2.0	2	0															
PENALTIES/YARDS		143/1249	113/906	C. Wood	1	-6	-6.0	-6	0															
FUMBLES/BALL LOST		28/10	16/8	TEAM	295	3600	12.2	63	23															
TOUCHDOWNS		45	42	OPPONENTS	347	4097	11.8	77	30															
Rushing		19	10	* INTERCEPTIONS	No.	Yds	Avg	Long	TD															
Passing		23	30	Gilmore	3	33	11.0	29	0															
Returns		3	2	Graham	2	60	30.0	44	1															
* SCORE BY PERIODS		Q1	Q2	Q3	Q4	OT	PTS	Darby	2	48	24.0	27	0											
TEAM		87	103	77	112	0	379	P. Brown	2	46	23.0	43	1											
OPPONENTS		59	126	104	70	0	359	Tarpley	2	40	20.0	37	0											
* SCORING		TD-Ru-Pa-Rt	K-PAT	FG	S	PTS	McKelvin	2	0	0.0	0	0	0											
Carpenter		0	0	0	0	34/40	23/27	0	103	A. Williams	1	26	26.0	26	0									
S. Watkins		9	0	9	0			0	54	Easley	1	0	0.0	0	0									
Ka. Williams		9	7	2	0			0	54	Lawson	1	0	0.0	0	0									
McCoy		5	3	2	0			0	32	Rambo	1	0	0.0	0	0									
Taylor		4	4	0	0			0	26	TEAM	17	253	14.9	44	2									
Clay		3	0	3	0			0	18	OPPONENTS	9	75	8.3	26	1									
Gillislee LG		3	3	0	0			0	18	* PUNTING	No.	Yds	Avg	Net	TB	In	Lg	B						
Gillislee TM		3	3	0	0			0	18	Schmidt	82	3797	46.3	41.3	3	22	65	0						
Hankerson LG		3	0	3	0			0	18	TEAM	82	3797	46.3	41.3	3	22	65	0						
Woods		3	0	3	0			0	18	OPPONENTS	75	3277	43.7	39.8	3	28	68	0						
Hogan		2	0	0	0			0	12	* PUNT RETURNS	Ret	FC	Yds	Avg	Long	TD								
P. Brown		1	0	0	1			0	6	Thigpen LG	19	11	119	6.3	16	0								
Dixon		1	1	0	0			0	6	Thigpen TM	18	9	118	6.6	16	0								
Easley		1	0	1	0			0	6	McKelvin	7	4	21	3.0	12	0								
Graham		1	0	0	1			0	6	Moore	5	8	77	15.4	27	0								
Harvin		1	0	1	0			0	6	W. Powell LG	1	1	16	16.0	16	0								
Manuel		1	1	0	0			0	6	W. Powell TM	1	1	16	16.0	16	0								
D. Williams		1	0	0	1			0	6	TEAM	31	22	232	7.5	27	0								
TEAM		45	19	23	3	34/40	23/27	1	379	OPPONENTS	40	20	353	8.8	28	0								
OPPONENTS		42	10	30	2	33/37	22/27	0	359	* KICKOFF RETURNS	No.	Yds	Avg	Long	TD									
2-Pt Conv: McCoy, Taylor, TM 2-5, OPP 4-5										Thigpen LG	18	330	18.3	31	0									
SACKS: Hughes 5, M. Williams 5, Dareus 2, Bradham 1, Charles 1, Graham 1, Lawson 1, Rambo 1, Robey 1, Tarpley 1, Ky. Williams 1, D. Williams 1, TM 21, OPP 42										Thigpen TM	17	328	19.3	31	0									
FUM/LOST: Taylor 9/1, Thigpen(LG) 3/2, Manuel 2/1, McCoy 2/2, McKelvin 2/1, Thigpen(TM) 2/1, Ka. Williams 2/1, Woods 2/1, Clay 1/0, Gillislee(TM) 1/1, Gillislee(LG) 1/1, Harvin 1/0, Herron(TM) 1/0, Moore 1/1, Schmidt 1/0, E. Wood 1/0										Harvin	5	108	21.6	25	0									
										Moore	5	70	14.0	20	0									
										Dixon	4	59	14.8	17	0									
										Herron	4	92	23.0	28	0									
										W. Powell LG	3	77	25.7	32	0									
										W. Powell TM	3	77	25.7	32	0									
										Goodwin	2	33	16.5	19	0									
										Felton	1	5	5.0	5	0									
										TEAM	41	772	18.8	32	0									
										OPPONENTS	40	688	17.2	49	0									
										* FIELD GOALS	1-19	20-29	30-39	40-49	50+									
										Carpenter	0/ 0	5/ 5	8/ 9	7/ 8	3/ 5									
										TEAM	0/ 0	5/ 5	8/ 9	7/ 8	3/ 5									
										OPPONENTS	0/ 0	5/ 5	7/ 7	9/ 10	1/ 5									
										Carpenter:	(41G,45G)()	(26G,51G,54N)	(51G,30N)()	(31G,38G,26G)	(43G)	(47G,41G,29G)	(52G,48N,33G)							
											(27G)	(50N,36G)	(38G,40G)	(32G)	(32G)	(20G,37G,42G)								
											OPP:	(52N)	(46G,21G,50G,25G)()	(47G)	(21G,41G)	(47G,39G)()	(48G)	(29G)	(35G,54N,35G)	(54N,49G,38G,37G)()				
												(45G,41G,30G)()	(46G,50N,22G)	(40N,39G)										
* PASSING		Att	Cmp	Yds	Cmp%	Yds/Att	TD	TD%	Int	Int%	Long	Sack	Lost	Rating										
Taylor		380	242	3035	63.7	7.99	20	5.3	6	1.6	63	36/	212	99.4										
Manuel		84	52	561	61.9	6.68	3	3.6	3	3.6	58	6/	45	78.5										
Hogan		1	1	4	100.0	4.00	0	0.0	0	0.0	4	0/	0	83.3										
TEAM		465	295	3600	63.4	7.74	23	4.9	9	1.9	63	42/	257	95.6										
OPPONENTS		602	347	4097	57.6	6.81	30	5.0	17	2.8	77	21/	125	83.3										

WON 12. LOST 4 * RUSHING

WON 12, LOST 4				* RUSHING				No.	Yds	Avg	Long	TD					
09/13 W 33-13	at Oakland		54,500	J. Hill	223	794	3.6	38t	11								
09/20 W 24-19	San Diego		57,579	Bernard	154	730	4.7	28	2								
09/27 W 28-24	at Baltimore		70,970	Dalton	57	142	2.5	12	3								
10/04 W 36-21	Kansas City		57,498	Sanu	10	71	7.1	25t	2								
10/11 W 27-24 OT	Seattle		65,004	M. Jones	5	33	6.6	30	0								
10/18 W 34-21	at Buffalo		69,593	McCarron	14	31	2.2	16	0								
11/01 W 16-10	at Pittsburgh		64,750	Burkhead	4	4	1.0	2	0								
11/05 W 31-10	Cleveland		65,816	TEAM	467	1805	3.9	38t	18								
11/16 L 6-10	Houston		61,381	OPPONENTS	344	1477	4.3	69t	8								
11/22 L 31-34	at Arizona		64,745	* RECEIVING	No.	Yds	Avg	Long	TD								
11/29 W 31- 7	St. Louis		61,022	Green	86	1297	15.1	80t	10								
12/06 W 37- 3	at Cleveland		64,775	M. Jones	65	816	12.6	47	4								
12/13 L 20-33	Pittsburgh		65,564	Eifert	52	615	11.8	31	13								
12/20 W 24-14	at San Francisco		70,799	Bernard	49	472	9.6	45	0								
12/28 L 17-20 OT	at Denver		76,868	Sanu	33	394	11.9	52	0								
01/03 W 24-16	Baltimore		57,254	J. Hill	15	79	5.3	14	1								
	Cin.	Opp.		Kroft	11	129	11.7	22	1								
TOTAL FIRST DOWNS				324	307	Burkhead	10	94	9.4	27	1						
Rushing				99	74	Hewitt	8	99	12.4	22	0						
Passing				191	202	Tate	2	59	29.5	55t	1						
Penalty				34	31	Fisher	1	31	31.0	31	0						
3rd Down: Made/Att				81/201	86/218	Alford	1	15	15.0	15	0						
3rd Down Pct.				40.3	39.4	Uzomah	1	4	4.0	4	0						
4th Down: Made/Att				7/12	9/20	TEAM	334	4104	12.3	80t	31						
4th Down Pct.				58.3	45.0	OPPONENTS	415	4264	10.3	64t	18						
POSSESSION AVG.				30:41	29:19	* INTERCEPTIONS	No.	Yds	Avg	Long	TD						
TOTAL NET YARDS				5728	5453	Nelson	8	115	14.4	37	0						
Avg. Per Game				358.0	340.8	A. Jones	3	14	4.7	14	0						
Total Plays				1004	1032	Hall	2	19	9.5	19t	1						
Avg. Per Play				5.7	5.3	Burfict	2	16	8.0	16	0						
NET YARDS RUSHING				1805	1477	S. Williams	2	14	7.0	14	0						
Avg. Per Game				112.8	92.3	Mauluga	1	15	15.0	15	0						
Total Rushes				467	344	Dennard	1	10	10.0	10	0						
NET YARDS PASSING				3923	3976	Iloka	1	0	0.0	0	0						
Avg. Per Game				245.2	248.5	Rey	1	0	0.0	0	0						
Sacked/Yards Lost				32/181	42/288	Lewis-Harris	0	-1	---	-1	0						
Gross Yards				4104	4264	TEAM	21	202	9.6	37	1						
Att./Completions				505/334	646/415	OPPONENTS	9	136	15.1	42	1						
Completion Pct.				66.1	64.2	* PUNTING	No.	Yds	Avg	Net	TB	In	Lg	B			
Had Intercepted				9	21	Huber	68	3116	45.8	40.5	6	22	67	1			
PUNTS/AVERAGE				69/45.2	77/44.8	TEAM	69	3116	45.2	40.5	6	22	67	1			
NET PUNTING AVG.				69/40.5	77/38.9	OPPONENTS	77	3449	44.8	38.9	5	25	64	0			
PENALTIES/YARDS				111/917	116/1063	* PUNT RETURNS	Ret	FC	Yds	Avg	Long	TD					
FUMBLES/BALL LOST				17/8	11/7	Tate	27	11	171	6.3	18	0					
TOUCHDOWNS				50	29	A. Jones	16	1	179	11.2	35	0					
Rushing				18	8	TEAM	43	12	350	8.1	35	0					
Passing				31	18	OPPONENTS	32	15	203	6.3	21	0					
Returns				1	3	* KICKOFF RETURNS	No.	Yds	Avg	Long	TD						
* SCORE BY PERIODS				Q1	Q2	Q3	Q4	OT	PTS	Tate	18	413	22.9	58	0		
TEAM				90	126	92	108	3	419	A. Jones	10	235	23.5	49	0		
OPPONENTS				37	70	76	93	3	279	Peerman	4	44	11.0	20	0		
* SCORING				TD-Ru-Pa-Rt	K-PAT	FG	S	PTS	Bernard	1	6	6.0	6	0			
Nugent				0	0	0	0	48/49	23/28	0	117	Sanu	1	2	2.0	2	0
Eifert				13	0	13	0			0	78	TEAM	34	700	20.6	58	0
J. Hill				12	11	1	0			0	74	OPPONENTS	46	1041	22.6	35	0
Green				10	0	10	0			0	60	* FIELD GOALS	1-19	20-29	30-39	40-49	50+
M. Jones				4	0	4	0			0	24	Nugent	0/ 0	6/ 6	5/ 6	10/13	2/3
Dalton				3	3	0	0			0	18	TEAM	0/ 0	6/ 6	5/ 6	10/13	2/3
Bernard				2	2	0	0			0	12	OPPONENTS	0/ 0	9/ 9	6/ 6	8/12	3/4
Sanu				2	2	0	0			0	12	Nugent: (32G,35G)(36N,21G)() (44N)(31G,42G)(47G,					
Burkhead				1	0	1	0			0	6	39G)(44G,45G,42B,44G)(28G)(42G,39G)(43G)(21G,					
Hall				1	0	0	1			0	6	44G,40G,20G)(54N,46G,21G)(22G)(45N,52G)(52G)					
Kroft				1	0	1	0			0	6	OPP: () (40G,32G,47N)(50N,21G)(22G,40G,51G,34G,					
Tate				1	0	1	0			0	6	40G,29G,51G)(24G)() (32G)(27G)(22G)(24G,32G)()					
TEAM				50	18	31	1	48/49	23/28	0	419	(47G,47B)(42G,47G,45G,31G)(41B)(23G,45N,37G)					
OPPONENTS				29	8	18	3	27/27	26/31	0	279	(28G,50G,49G)					
2-Pt Conv: J. Hill, TM 1-1, OPP 0-2																	
SACKS: Dunlap 13.5, Atkins 11, M. Johnson 5,																	
Peko 5, Gilberry 2, Burfict 1, Hawk 1,																	
A. Jones 1, Rey 1, Clarke 0.5, Lamur 0.5,																	
Thompson 0.5, TM 42, OPP 32																	
FUM/LOST: Dalton 5/2, J. Hill 3/3,																	
Bodine 2/0, Sanu 2/0, Bernard 1/0,																	
Burkhead 1/1, Green 1/1, McCarron 1/1,																	
Tate 1/0																	
* PASSING																	
Dalton				Att	Cmp	Yds	Cmp%	Yds/Att	TD	TD%	Int	Int%	Long	Sack/Lost	Rating		
McCarron				119	79	854	66.4	7.18	6	5.0	2	1.7	66t	12/ 63	97.1		
TEAM				505	334	4104	66.1	8.13	31	6.1	9	1.8	80t	32/ 181	104.1		
OPPONENTS				646	415	4264	64.2	6.60	18	2.8	21	3.3	64t	42/ 288	78.9		

WON 3, LOST 13 * RUSHING

WON 3, LOST 13										* RUSHING										No. Yds		Avg Long TD	
09/13 L 10-31		at New York Jets		78,160		Crowell		185		706		3.8		54		4							
09/20 W 28-14		Tennessee		67,431		D. Johnson		104		379		3.6		39		0							
09/27 L 20-27		Oakland		67,431		Manziel		37		230		6.2		34		0							
10/04 L 27-30		at San Diego		63,710		McCown		20		98		4.9		13		1							
10/11 W 33-30		OT at Baltimore		71,046		Turbin TM		18		60		3.3		22		0							
10/18 L 23-26		OT Denver		67,431		Davis		7		33		4.7		17		0							
10/25 L 6-24		at St. Louis		51,523		Benjamin		4		12		3.0		10		0							
11/01 L 20-34		Arizona		67,431		Draughn TM		2		10		5.0		6		0							
11/05 L 10-31		at Cincinnati		65,816		Poyer		1		10		10.0		10		0							
11/15 L 9-30		at Pittsburgh		64,402		Pryor		1		-1		-1.0		-1		0							
11/30 L 27-33		Baltimore		64,380		Winston		1		-8		-8.0		-8		0							
12/06 L 3-37		Cincinnati		64,775		TEAM		380		1529		4.0		54		5							
12/13 W 24-10		San Francisco		63,916		OPPONENTS		458		2055		4.5		54		11							
12/20 L 13-30		at Seattle		69,002		* RECEIVING		No.		Yds		Avg		Long		TD							
12/27 L 13-17		at Kansas City		69,115		Barnidge		79		1043		13.2		40		9							
01/03 L 12-28		Pittsburgh		66,693		Benjamin		68		966		14.2		61		5							
		Clev.		Opp.		D. Johnson		61		534		8.8		52		2							
TOTAL FIRST DOWNS		307		321		Hartline		46		523		11.4		41		2							
Rushing		81		104		Gabriel		28		241		8.6		56		0							
Passing		192		186		Hawkins		27		276		10.2		25		0							
Penalty		34		31		Crowell		19		182		9.6		53		1							
3rd Down: Made/Att		95/227		81/203		Jennings		14		117		8.4		16		0							
3rd Down Pct.		41.9		39.9		Moore		7		81		11.6		20		1							
4th Down: Made/Att		10/24		10/15		Dray		6		61		10.2		18		0							
4th Down Pct.		41.7		66.7		Bowe		5		53		10.6		16		0							
POSSESSION AVG.		30:26		29:34		M. Johnson		4		15		3.8		8		0							
TOTAL NET YARDS		5311		6067		Turbin TM		2		8		4.0		7		0							
Avg. Per Game		331.9		379.2		Draughn TM		2		1		0.5		2		0							
Total Plays		1042		998		Pryor		1		42		42.0		42		0							
Avg. Per Play		5.1		6.1		Bibbs		1		7		7.0		7		0							
NET YARDS RUSHING		1529		2055		Housler TM		1		6		6.0		6		0							
Avg. Per Game		95.6		128.4		TEAM		371		4156		11.2		61		20							
Total Rushes		380		458		OPPONENTS		322		4169		12.9		75t		34							
NET YARDS PASSING		3782		4012		* INTERCEPTIONS		No.		Yds		Avg		Long		TD							
Avg. Per Game		236.4		250.8		Dansby		3		93		31.0		52t		2							
Sacked/Yards Lost		53/374		29/157		Poyer		2		24		12.0		12		0							
Gross Yards		4156		4169		Gipson		2		0		0.0		0		0							
Att./Completions		609/371		511/322		Orchard		1		46		46.0		46		0							
Completion Pct.		60.9		63.0		Robertson		1		38		38.0		38		0							
Had Intercepted		12		11		Mingo		1		7		7.0		7		0							
PUNTS/AVERAGE		70/46.7		63/43.5		T. Williams		1		2		2.0		2		0							
NET PUNTING AVG.		70/40.1		63/36.4		TEAM		11		210		19.1		52t		2							
PENALTIES/YARDS		120/1083		108/833		OPPONENTS		12		204		17.0		63t		1							
FUMBLES/BALL LOST		28/18		18/10		* PUNTING		No.		Yds		Avg		Net		TB In Lg B							
TOUCHDOWNS		28		49		Lee		70		3270		46.7		40.1		4 25 67 0							
Rushing		5		11		TEAM		70		3270		46.7		40.1		4 25 67 0							
Passing		20		34		OPPONENTS		63		2741		43.5		36.4		6 17 64 1							
Returns		3		4		* PUNT RETURNS		Ret		FC		Yds		Avg		Long TD							
* SCORE BY PERIODS		Q1 Q2 Q3 Q4 OT PTS		Benjamin		28		10		324		11.6		78t		1							
TEAM		50 90 48 87 3 278		T. Williams		1		0		1		1.0		1		0							
OPPONENTS		98 116 88 127 3 432		TEAM		29		10		325		11.2		78t		1							
* SCORING		TD-Ru-Pa-Rt K-PAT FG S PTS		OPPONENTS		37		15		381		10.3		82t		1							
Coons		0 0 0 0 22/24 28/32 0 106		* KICKOFF RETURNS		No.		Yds		Avg		Long		TD									
Barnidge		9 0 9 0		0 54		Mostert LG		19		530		27.9		53		0							
Benjamin		6 0 5 1		0 36		Mostert TM		12		309		25.8		53		0							
Crowell		5 4 1 0		0 30		Gilbert		12		339		28.3		40		0							
Dansby		2 0 0 2		0 12		Jennings		7		158		22.6		28		0							
Hartline		2 0 2 0		0 12		Draughn TM		5		106		21.2		31		0							
D. Johnson		2 0 2 0		0 12		Moore		3		77		25.7		29		0							
McCown		1 1 0 0		0 6		D. Johnson		2		52		26.0		30		0							
Moore		1 0 1 0		0 6		TEAM		41		1041		25.4		53		0							
Gabriel		0 0 0 0		0 2		OPPONENTS		42		894		21.3		46		0							
Hawkins		0 0 0 0		0 2		* FIELD GOALS		1-19		20-29		30-39		40-49		50+							
TEAM		28 5 20 3 22/24 28/32 0 278		Coons		0/ 0		11/11		10/10		7/ 9		0/2									
OPPONENTS		49 11 34 4 44/45 30/35 0 432		TEAM		0/ 0		11/11		10/10		7/ 9		0/2									
2-Pt Conv: Gabriel, Hawkins, TM 2-4,		OPPONENTS		0/ 0		10/10		12/13		8/ 9		0/3											
OPP 2-4		Coons: (26G)() (24G,41G) (36G,28G,33G,40G) (43G,																					
SACKS: D. Bryant 6, A. Bryant 5.5,		43G, 37G, 32G) (26G) (25G,44G) () (27G) (23G) (31G,21G,																					
Kirksey 3.5, Orchard 3, Kruger 2.5,		51B) (47G,47B) (42B,26G) (34G,37G) (45G,51B,36G)																					
Cooper 1.5, Hughes 1.5, Whitner 1.5, Meder 1,		(29G,39G,33G,29G)																					
Poyer 1, Starks 1, K. Williams 1, TM 29,		OPP: (34G)() (23G,35G) (46G,45G,34G) (51N,23G) (29G,																					
OPP 53		51N,25G,39G,34G) (39G,63N,35N) (37G,35G) (28G) (24G,																					
FUM/LOST: McCown 9/6, Manziel 6/3,		34G,25G) (49G,35G) (44G,40G,20G) (44G) (49G,27G,30G)																					
Benjamin 3/2, Davis 2/2, Gabriel 1/1,		(40G) (48N,39G,21G)																					
Gipson 1/1, Hartline 1/0, Hawkins 1/1, Jennings 1/0, D. Johnson 1/0, Mostert(LG) 1/1, Mostert(TM) 1/1,																							
Winston 1/1																							
* PASSING		Att Cmp Yds Cmp% Yds/Att TD		TD% Int Int% Long Sack/Lost Rating																			
McCown		292 186 2109 63.7 7.22 12		4.1 4 1.4 56 23/ 137 93.3																			
Manziel		223 129 1500 57.8 6.73 7		3.1 5 2.2 61 19/ 141 79.4																			
Davis		94 56 547 59.6 5.82 1		1.1 3 3.2 42t 11/ 96 66.2																			
TEAM		609 371 4156 60.9 6.82 20		3.3 12 2.0 61 53/ 374 84.0																			
OPPONENTS		511 322 4169 63.0 8.16 34		6.7 11 2.2 75t 29/ 157 101.8																			

DENVER BRONCOS / WEEK 17 / THROUGH SUNDAY, JANUARY 3, 2016

WON 12, LOST 4				* RUSHING				No.	Yds	Avg	Long	TD							
09/13 W 19-13	Baltimore	76,798	Hillman	207	863	4.2	72t	7											
09/17 W 31-24	at Kansas City	76,404	C. Anderson	152	720	4.7	48t	5											
09/27 W 24-12	at Detroit	62,920	Osweiler	21	61	2.9	8	1											
10/04 W 23-20	Minnesota	77,029	Thompson	18	48	2.7	12	0											
10/11 W 16-10	at Oakland	55,013	Sanders	3	29	9.7	24	0											
10/18 W 26-23 OT	at Cleveland	67,431	Caldwell	1	3	3.0	3	0											
11/01 W 29-10	Green Bay	77,075	Latimer	2	1	0.5	5	0											
11/08 L 24-27	at Indianapolis	66,894	Siemian	1	-1	-1.0	-1	0											
11/15 L 13-29	Kansas City	76,973	Manning	6	-6	-1.0	-1	0											
11/22 W 17-15	at Chicago	62,483	TEAM	411	1718	4.2	72t	13											
11/29 W 30-24 OT	New England	76,970	OPPONENTS	408	1337	3.3	48t	10											
12/06 W 17- 3	at San Diego	68,631	* RECEIVING	No.	Yds	Avg	Long	TD											
12/13 L 12-15	Oakland	76,824	Thomas	105	1304	12.4	72t	6											
12/20 L 27-34	at Pittsburgh	67,234	Sanders	76	1135	14.9	75t	6											
12/28 W 20-17 OT	Cincinnati	76,868	Daniels	46	517	11.2	37	3											
01/03 W 27-20	San Diego	76,844	V. Davis LG	38	395	10.4	43	0											
	Denv.	Opp.	V. Davis TM	20	201	10.1	23	0											
TOTAL FIRST DOWNS				314	289	C. Anderson	25	183	7.3	27	0								
Rushing				85	81	Hillman	24	111	4.6	14	0								
Passing				201	162	Norwood	22	207	9.4	34	0								
Penalty				28	46	Fowler	16	203	12.7	41	0								
3rd Down: Made/Att				79/224	80/227	Green	12	173	14.4	32	1								
3rd Down Pct.				35.3	35.2	Caldwell	10	72	7.2	24	2								
4th Down: Made/Att				7/14	5/14	Latimer	6	59	9.8	15	1								
4th Down Pct.				50.0	35.7	Thompson	6	51	8.5	16	0								
POSSESSION AVG.				29:57	30:03	TEAM	368	4216	11.5	75t	19								
TOTAL NET YARDS				5688	4530	OPPONENTS	344	3544	10.3	80t	19								
Avg. Per Game				355.5	283.1	* INTERCEPTIONS	No.	Yds	Avg	Long	TD								
Total Plays				1056	1033	Talib	3	123	41.0	63t	2								
Avg. Per Play				5.4	4.4	C. Harris	2	94	47.0	74t	1								
NET YARDS RUSHING				1718	1337	Trevathan	2	39	19.5	25t	1								
Avg. Per Game				107.4	83.6	Bruton	2	11	5.5	12	0								
Total Rushes				411	408	Keo	1	22	22.0	22	0								
NET YARDS PASSING				3970	3193	Roby	1	19	19.0	19	0								
Avg. Per Game				248.1	199.6	Bush LG	1	13	13.0	13	0								
Sacked/Yards Lost				39/246	52/351	Bush TM	1	13	13.0	13	0								
Gross Yards				4216	3544	Marshall	1	0	0.0	0	0								
Att./Completions				606/368	573/344	Stewart	1	0	0.0	0	0								
Completion Pct.				60.7	60.0	TEAM	14	321	22.9	74t	4								
Had Intercepted				23	14	OPPONENTS	23	279	12.1	55t	3								
PUNTS/AVERAGE				85/43.6	92/46.5	* PUNTING	No.	Yds	Avg	Net	TB	In	Lg	B					
NET PUNTING AVG.				85/39.5	92/42.1	Colquitt	84	3663	43.6	39.7	4	22	62	0					
PENALTIES/YARDS				115/1063	104/773	McManus	1	41	41.0	21.0	1	0	41	0					
FUMBLES/BALL LOST				16/8	27/13	TEAM	85	3704	43.6	39.5	5	22	62	0					
TOUCHDOWNS				38	32	OPPONENTS	92	4278	46.5	42.1	6	38	66	0					
Rushing				13	10	* PUNT RETURNS	Ret	FC	Yds	Avg	Long	TD							
Passing				19	19	Sanders	17	20	103	6.1	14	0							
Returns				6	3	Norwood	6	2	51	8.5	14	0							
* SCORE BY PERIODS				Q1	Q2	Q3	Q4	OT	PTS	Bolden	5	3	123	24.6	83t	1			
TEAM				67	103	57	116	12	355	Keo	1	1	6	6.0	6	0			
OPPONENTS				41	98	58	99	0	296	TEAM	29	26	283	9.8	83t	1			
* SCORING				TD-Ru-Pa-Rt	K-PAT	FG	S	PTS	OPPONENTS	36	16	247	6.9	28	0				
McManus				0	0	0	35/36	30/35	0	125	* KICKOFF RETURNS	No.	Yds	Avg	Long	TD			
Hillman				7	7	0	0	0	42	Bolden	15	342	22.8	41	0				
Sanders				6	0	6	0	0	36	Caldwell	7	162	23.1	29	0				
Thomas				6	0	6	0	0	36	Norwood	2	29	14.5	15	0				
C. Anderson				5	5	0	0	0	30	Bibbs	1	15	15.0	15	0				
Daniels				3	0	3	0	0	18	Sanders	1	13	13.0	13	0				
Caldwell				2	0	2	0	0	12	Thompson	1	0	0.0	0	0				
Talib				2	0	0	2	0	12	Latimer	0	27	---	27	0				
Bolden				1	0	0	1	0	6	TEAM	27	588	21.8	41	0				
Green				1	0	1	0	0	6	OPPONENTS	25	508	20.3	32	0				
C. Harris				1	0	0	1	0	6	* FIELD GOALS	1-19	20-29	30-39	40-49	50+				
Latimer				1	0	1	0	0	6	McManus	0/ 0	12/12	8/ 8	5/ 8	5/7				
Osweiler				1	1	0	0	0	6	TEAM	0/ 0	12/12	8/ 8	5/ 8	5/7				
Roby				1	0	0	1	0	6	OPPONENTS	0/ 0	2/ 2	7/ 9	8/13	8/8				
Trevathan				1	0	0	1	0	6	McManus: (57G,56G,43G,33G)(54G)(48G)(33G,47G,									
Jackson				0	0	0	0	1	2	39G)(25G,20G,52G)(29G,51N,25G,39G,34G)(50G,24G)									
TEAM				38	13	19	6	35/36	30/35	1	355	(29G)()(24G)(47N,21G)(23G,52N)(41G,35G,29G,20G,							
OPPONENTS				32	10	19	3	27/28	25/32	1	296	49N)()(23G,45N,37G)(48G,35G)							
2-Pt Conv: TM 0-1, OPP 0-4														OPP: (52G,44G)(35G)()(38N,38G,33G)(38B,40N,50G)					
SACKS: Miller 11, Ware 7.5, Barrett 5.5,														(26G)(56G)(43G,55G)(48G,49G,34G,33G,50G,48N)					
Wolfe 5.5, Jackson 5, Ray 4, S. Williams 3,														(46G,37G,37G)(47G)(48N,51G)(43N)(24G,41G)(45N,					
A. Smith 2.5, Walker 2, Ward 2, Marshall 1.5,														52G)(50G,42G)					
Bruton 1, Nelson 1, McCray 0.5, TM 52, OPP 39														FUM/LOST: Osweiler 4/1, Hillman 3/1, C. Anderson 2/2,					
Sanders 2/2, Thomas 2/2, Bolden 1/0, Manning 1/0, Norwood 1/0																			
* PASSING				Att	Cmp	Yds	Cmp%	Yds/Att	TD	TD%	Int	Int%	Long	Sack/Lost	Rating				
Manning				331	198	2249	59.8	6.79	9	2.7	17	5.1	75t	16/ 95	67.9				
Osweiler				275	170	1967	61.8	7.15	10	3.6	6	2.2	72t	23/ 151	86.4				
TEAM				606	368	4216	60.7	6.96	19	3.1	23	3.8	75t	39/ 246	76.3				
OPPONENTS				573	344	3544	60.0	6.18	19	3.3	14	2.4	80t	52/ 351	78.8				

WON 0 LOST 7 * FIGHTING

ON 8, LOST 8										* RUSHING										No.	Yds	Avg	Long	TD
09/13 L	14-27	at Buffalo	70,319	Gore	260	967	3.7	37t	6															
09/21 L	7-20	New York Jets	65,220	Luck	33	196	5.9	25	0															
09/27 W	35-33	at Tennessee	65,920	Bradshaw	31	85	2.7	23	0															
10/04 W	16-13	OT Jacksonville	65,609	Herron LG	25	79	3.2	8	0															
10/08 W	27-20	at Houston	71,732	Herron TM	14	42	3.0	6	0															
10/18 L	27-34	New England	66,726	Robinson	17	39	2.3	8	0															
10/25 L	21-27	New Orleans	66,420	Jo. Freeman	8	24	3.0	9	0															
11/02 L	26-29	OT at Carolina	74,136	Tipton	5	20	4.0	7	0															
11/08 W	27-24	Denver	66,894	McAfee	1	18	18.0	18	0															
11/22 W	24-21	at Atlanta	70,433	Dorsett	3	17	5.7	11	0															
11/29 W	25-12	Tampa Bay	65,696	Hasselbeck	16	15	0.9	10	0															
12/06 L	10-45	at Pittsburgh	58,701	Williams LG	2	12	6.0	12	0															
12/13 L	16-51	at Jacksonville	62,372	Williams TM	2	12	6.0	12	0															
12/20 L	10-16	Houston	66,083	Varga	1	2	2.0	2	0															
12/27 W	18-12	at Miami	65,482	Allen	1	1	1.0	1	0															
01/03 W	30-24	Tennessee	65,733	Whitehurst LG	2	1	0.5	2	0															
		Ind.	Opp.	Whitehurst TM	2	1	0.5	2	0															
TOTAL FIRST DOWNS			311	331	Reitz	1	0	0.0	0															
Rushing			77	89	C. Anderson	1	-1	-1.0	-1															
Passing			195	210	TEAM	396	1438	3.6	37t															
Penalty			39	32	OPPONENTS	452	1952	4.3	56															
3rd Down: Made/Att			94/235	89/227	* RECEIVING	No.	Yds	Avg	Long															
3rd Down Pct.			40.0	39.2	Hilton	69	1124	16.3	87t															
4th Down: Made/Att			7/13	10/14	Moncrief	64	733	11.5	33															
4th Down Pct.			53.8	71.4	Fleener	54	491	9.1	57t															
POSSESSION AVG.			29:32	30:28	A. Johnson	41	503	12.3	35															
TOTAL NET YARDS			5142	6066	Gore	34	267	7.9	34															
Avg. Per Game			321.4	379.1	Whalen	19	205	10.8	38															
Total Plays			1052	1072	Dorsett	18	225	12.5	35t															
Avg. Per Play			4.9	5.7	Allen	16	109	6.8	21															
NET YARDS RUSHING			1438	1952	Doyle	12	72	6.0	19															
Avg. Per Game			89.9	122.0	Bradshaw	10	64	6.4	10															
Total Rushes			396	452	Herron LG	9	47	5.2	9															
NET YARDS PASSING			3704	4114	Herron TM	6	27	4.5	7															
Avg. Per Game			231.5	257.1	Robinson	6	33	5.5	9															
Sacked/Yards Lost			37/224	35/251	Tipton	5	57	11.4	27															
Gross Yards			3928	4365	Varga	1	18	18.0	18															
Att./Completions			619/355	585/354	TEAM	355	3928	11.1	87t															
Completion Pct.			57.4	60.5	OPPONENTS	354	4365	12.3	80t															
Had Intercepted			19	17	* INTERCEPTIONS	No.	Yds	Avg	Long															
PUNTS/AVERAGE			85/47.7	80/45.2	Adams	5	63	12.6	38															
NET PUNTING AVG.			85/41.7	80/41.4	Lowery	4	96	24.0	69t															
PENALTIES/YARDS			108/931	133/1168	V. Davis	4	6	1.5	6															
FUMBLES/BALL LOST			19/11	20/8	Je. Freeman	1	23	23.0	23t															
TOUCHDOWNS			37	47	D. Jackson	1	6	6.0	6t															
Rushing			6	14	Fleener	1	2	2.0	2															
Passing			26	29	Butler	1	0	0.0	0															
Returns			5	4	TEAM	17	196	11.5	69t															
* SCORE BY PERIODS			Q1	Q2	Q3	Q4	OT	PTS	OPPONENTS															
TEAM			61	101	59	106	6	333	* PUNTING															
OPPONENTS			67	129	106	100	6	408	McAfee															
* SCORING			TD-Ru-Pa-Rt	K-PAT	FG	S	PTS	TEAM																
Vinatieri			0	0	0	32/35	25/27	0	107															
Gore			7	6	1	0	0	42	* PUNT RETURNS															
Moncrief			6	0	6	0	0	36	Bray															

FUM/LOST: Gore 4/3, Whalen 4/2,
Hasselbeck 3/2, Luck 3/1, Dorsett 2/1,
Harrison 1/1, Herron(LG) 1/0, Hilton 1/0,
Robinson 1/1

Vinatieri: (52N)(29N)() (54G,32G,27G)(48G,42G)() () (47G,34G,24G,50G)(43G,55G)(43G)(49G,27G,26G,44G)(35G)(25G,21G,32G)(29G)(38G)(49G,52G,35G) OPP: (41G,45G)(35G,48N,46G)(38G,21G)(20G,32G,53N,48N)(36G,49G)(40G,35G)() (39G,42G,52G)(29G)(46N)(38G,30G,54N)(29G,51G,47N,42G)(46G)(56N,22G,46G,32G)(33G,20G)(49G)

PASSING	Att	Cmp	Yds	Cmp%	Yds/Att	TD	TD%	Int	Int%	Long	Sack/Lost	Rating
Luck	293	162	1881	55.3	6.42	15	5.1	12	4.1	87t	15/ 88	74.9
Hasselbeck	256	156	1690	60.9	6.60	9	3.5	5	2.0	57	16/ 101	84.0
Whitehurst LG	32	16	150	50.0	4.69	0	0.0	1	3.1	33	5/ 28	50.3
Whitehurst TM	32	16	150	50.0	4.69	0	0.0	1	3.1	33	5/ 28	50.3
Jo. Freeman	28	15	149	53.6	5.32	1	3.6	1	3.6	57t	1/ 7	65.9
Lindley	10	6	58	60.0	5.80	1	10.0	0	0.0	18t	0/ 0	109.6
TEAM	619	355	3928	57.4	6.35	26	4.2	19	3.1	87t	37/ 224	77.5
OPPONENTS	585	354	4365	60.5	7.46	29	5.0	17	2.9	80t	35/ 251	88.0

WON 5, LOST 11										* RUSHING										No.	Yds	Avg	Long	TD
09/13	L	9-20	Carolina				60,733	Yeldon				182	740	4.1	45	2								
09/20	W	23-20	Miami				65,443	Bortles				52	310	6.0	28	2								
09/27	L	17-51	at New England				66,829	D. Robinson				67	266	4.0	31	1								
10/04	L	13-16	OT at Indianapolis				65,609	Gray	LG			45	176	3.9	23	0								
10/11	L	31-38	at Tampa Bay				58,490	Gray	TM			14	54	3.9	23	0								
10/18	L	20-31	Houston				58,085	Gerhart				20	44	2.2	6	0								
10/25	W	34-31	Buffalo				84,021	Lee				5	38	7.6	12	0								
11/08	L	23-28	at New York Jets				78,160	Pierce				6	11	1.8	4	0								
11/15	W	22-20	at Baltimore				70,837	Washington				1	8	8.0	8	0								
11/19	W	19-13	Tennessee				60,121	Grant				6	2	0.3	11	0								
11/29	L	25-31	San Diego				59,477	Alualu				1	0	0.0	0	0								
12/06	L	39-42	at Tennessee				57,355	TEAM			354	1473	4.2	45	5									
12/13	W	51-16	Indianapolis				62,372	OPPONENTS			464	1709	3.7	87t	15									
12/20	L	17-23	Atlanta				64,016	* RECEIVING			No.	Yds	Avg	Long	TD									
12/27	L	27-38	at New Orleans				73,064	A. Robinson			80	1400	17.5	90t	14									
01/03	L	6-30	at Houston				71,899	Hurns			64	1031	16.1	80t	10									
			Jax			Opp.		J. Thomas			46	455	9.9	34	5									
TOTAL FIRST DOWNS			313			362		Yeldon			36	279	7.8	67	1									
		Rushing	69			102		Walters			32	368	11.5	31	1									
		Passing	215			222		D. Robinson			21	164	7.8	16	0									
		Penalty	29			38		Greene			19	93	4.9	18	2									
		3rd Down: Made/Att	72/205			105/227		Lewis			16	226	14.1	45	0									
		3rd Down Pct.	35.1			46.3		Lee			15	191	12.7	30	1									
		4th Down: Made/Att	8/15			6/12		Harbor			14	149	10.6	26	1									
		4th Down Pct.	53.3			50.0		Gray	LG		7	76	10.9	25	0									
POSSESSION AVG.			27:34			32:26		Gray	TM		1	4	4.0	4	0									
TOTAL NET YARDS			5581			6000		Gerhart			3	23	7.7	8	0									
		Avg. Per Game	348.8			375.0		Pierce			3	7	2.3	6	0									
		Total Plays	1012			1102		Alualu			2	19	9.5	16	0									
		Avg. Per Play	5.5			5.4		Grant			2	13	6.5	8	0									
NET YARDS RUSHING			1473			1709		Jacobs			1	6	6.0	6	0									
		Avg. Per Game	92.1			106.8		TEAM			355	4428	12.5	90t	35									
		Total Rushes	354			464		OPPONENTS			390	4528	11.6	71t	29									
NET YARDS PASSING			4108			4291		* INTERCEPTIONS																

KANSAS CITY CHIEFS / WEEK 17 / THROUGH SUNDAY, JANUARY 3, 2016

WON 11, LOST 5			* RUSHING			No.	Yds	Avg	Long	TD
09/13 W 27-20	at Houston	71,776	West	160	634	4.0	38t	4		
09/17 L 24-31	Denver	76,404	A. Smith	84	498	5.9	49	2		
09/28 L 28-38	at Green Bay	78,214	Ware	72	403	5.6	52	6		
10/04 L 21-36	at Cincinnati	57,498	Charles	71	364	5.1	34t	4		
10/11 L 17-18	Chicago	75,799	Davis	28	72	2.6	10	1		
10/18 L 10-16	at Minnesota	52,480	Thomas	9	34	3.8	13	1		
10/25 W 23-13	Pittsburgh	76,365	A. Wilson	5	26	5.2	8	0		
11/01 W 45-10	Detroit	83,624	Maclin	3	14	4.7	18	0		
11/15 W 29-13	at Denver	76,973	Poe	1	1	1.0	1t	1		
11/22 W 33- 3	at San Diego	65,837	Sherman	1	0	0.0	0	0		
11/29 W 30-22	Buffalo	72,493	Daniel	2	-2	-1.0	-1	0		
12/06 W 34-20	at Oakland	55,010	TEAM	436	2044	4.7	52	19		
12/13 W 10- 3	San Diego	72,314	OPPONENTS	383	1571	4.1	42	7		
12/20 W 34-14	at Baltimore	70,791	* RECEIVING	No.	Yds	Avg	Long	TD		
12/27 W 17-13	Cleveland	69,115	Maclin	87	1088	12.5	61	8		
01/03 W 23-17	Oakland	76,114	Kelce	72	875	12.2	42t	5		
	K.C.	Opp.	A. Wilson	35	451	12.9	44t	2		
TOTAL FIRST DOWNS			Charles	21	177	8.4	26	1		
Rushing			West	20	214	10.7	80t	1		
Passing			Conley	17	199	11.7	44	1		
Penalty			Thomas	17	140	8.2	36	1		
3rd Down: Made/Att			Avant	15	119	7.9	20	0		
3rd Down Pct.			D. Harris	7	74	10.6	25	1		
4th Down: Made/Att			O'Shaughnessy	6	87	14.5	30	0		
4th Down Pct.			Ware	6	5	0.8	5	0		
POSSESSION AVG.			Sherman	4	34	8.5	18	0		
TOTAL NET YARDS			Davis	2	24	12.0	12	0		
Avg. Per Game			B. Parker	1	6	6.0	6	0		
Total Plays			TEAM	310	3493	11.3	80t	20		
Avg. Per Play			OPPONENTS	349	3988	11.4	55t	25		
NET YARDS RUSHING			* INTERCEPTIONS	No.	Yds	Avg	Long	TD		
Avg. Per Game			Peters	8	280	35.0	90t	2		
Total Rushes			R. Parker	3	5	1.7	5	0		
NET YARDS PASSING			Mauga	2	70	35.0	66	0		
Avg. Per Game			Berry	2	40	20.0	25	0		
Sacked/Yards Lost			Johnson	2	23	11.5	18	0		
Gross Yards			Houston	2	16	8.0	17t	1		
Att./Completions			S. Smith	2	5	2.5	5	0		
Completion Pct.			Branch	1	38	38.0	38t	1		
Had Intercepted			TEAM	22	477	21.7	90t	4		
PUNTS/AVERAGE			OPPONENTS	7	116	16.6	46	1		
NET PUNTING AVG.			* PUNTING	No.	Yds	Avg	Net	TB	In	Lg
PENALTIES/YARDS			Colquitt	75	3333	44.4	40.8	5	37	62
FUMBLES/BALL LOST			TEAM	75	3333	44.4	40.8	5	37	62
TOUCHDOWNS			OPPONENTS	78	3483	44.7	39.3	3	18	67
Rushing			* PUNT RETURNS	Ret	FC	Yds	Avg	Long	TD	
Passing			Thomas	29	2	227	7.8	37	0	
Returns			Hammond	14	3	115	8.2	29	0	
* SCORE BY PERIODS			Maclin	2	4	13	6.5	11	0	
TEAM			TEAM	45	9	355	7.9	37	0	
OPPONENTS			OPPONENTS	26	21	170	6.5	17	0	
* SCORING			TD-Ru-Pa-Rt	K-PAT	FG	S	PTS	* KICKOFF	RETURNS	
Santos			0	0	0	0	39/41	30/37	0	129
Maclin			8	0	8	0			0	48
Ware			6	6	0	0			0	36
Kelce			5	0	5	0			0	34
Charles			5	4	1	0			0	30
West			5	4	1	0			0	30
Branch			2	0	0	2			0	12
Peters			2	0	0	2			0	12
A. Smith			2	2	0	0			0	12
Thomas			2	1	1	0			0	12
A. Wilson			2	0	2	0			0	12
Conley			1	0	1	0			0	6
Davis			1	1	0	0			0	6
D. Harris			1	0	1	0			0	6
Houston			1	0	0	1			0	6
Poe			1	1	0	0			0	6
R. Wilson			1	0	0	1			0	6
Alexander			0	0	0	0			1	2
TEAM			45	19	20	6	39/41	30/37	1	405
OPPONENTS			34	7	25	2	25/28	18/22	0	287
SACKS: Houston 7.5, Hali 6.5, Howard 5.5, R. Parker 5, Bailey 4.5, Ford 4, Johnson 4, DeVito 3, Zombo 3, Branch 1, Mauga 1, Poe 1, Sorensen 1, King LG 0.5, TM 47, OPP 46 FUM/LOST: A. Smith 4/0, Charles 3/2, Hammond 2/1, Kelce 2/2, Maclin 2/1, Thomas 2/1, West 1/1										
* PASSING			Att	Cmp	Yds	Cmp%	Yds/Att	TD	TD%	Int
A. Smith			470	307	3486	65.3	7.42	20	4.3	7
Daniel			2	2	4	100.0	2.00	0	0.0	0
Santos			1	1	3	100.0	3.00	0	0.0	0
Maclin			0	0	0	---	---	0	---	0
TEAM			473	310	3493	65.5	7.38	20	4.2	7
OPPONENTS			607	349	3988	57.5	6.57	25	4.1	22

MIAMI DOLPHINS / WEEK 17 / THROUGH SUNDAY, JANUARY 3, 2016

WON 6, LOST 10				* RUSHING				No.	Yds	Avg	Long	TD
09/13 W 17-10	at Washington	76,512	Miller					194	872	4.5	85t	8
09/20 L 20-23	at Jacksonville	65,443	Ajayi					49	187	3.8	24	1
09/27 L 14-41	Buffalo	64,869	Tannehill					32	141	4.4	28	1
10/04 L 14-27	New York Jets	83,986	Gray	TM				31	122	3.9	16	0
10/18 W 38-10	at Tennessee	62,342	Landry					18	113	6.3	22t	1
10/25 W 44-26	Houston	65,251	D. Williams					16	59	3.7	19	0
10/29 L 7-36	at New England	66,829	Matthews					1	4	4.0	4	0
11/08 L 17-33	at Buffalo	70,214	M. Moore					3	-2	-.7	0	0
11/15 W 20-19	at Philadelphia	69,596	TEAM					344	1496	4.3	85t	11
11/22 L 14-24	Dallas	65,115	OPPONENTS					502	2019	4.0	53	13
11/29 L 20-38	at New York Jets	78,160	* RECEIVING					No.	Yds	Avg	Long	TD
12/06 W 15-13	Baltimore	64,519	Landry					110	1157	10.5	50t	4
12/14 L 24-31	New York Giants	65,408	Miller					47	397	8.4	54t	2
12/20 L 14-30	at San Diego	66,676	Matthews					43	662	15.4	53t	4
12/27 L 12-18	Indianapolis	65,482	Cameron					35	386	11.0	29	3
01/03 W 20-10	New England	62,918	Stills					27	440	16.3	47t	3
	Miami	Opp.	Parker					26	494	19.0	49	3
TOTAL FIRST DOWNS	291	351	D. Williams					21	142	6.8	23	1
Rushing	72	112	Jennings					19	208	10.9	31	1
Passing	194	203	Sims					18	127	7.1	22	1
Penalty	25	36	Ajayi					7	90	12.9	20	0
3rd Down: Made/Att	63/205	96/221	Gray	TM				6	72	12.0	25	0
3rd Down Pct.	30.7	43.4	Stoneburner					5	47	9.4	13	2
4th Down: Made/Att	8/22	4/12	Tannehill					1	9	9.0	9	0
4th Down Pct.	36.4	33.3	TEAM					365	4231	11.6	54t	24
POSSESSION AVG.	27:22	32:38	OPPONENTS					350	4225	12.1	84t	31
TOTAL NET YARDS	5307	6019	* INTERCEPTIONS					No.	Yds	Avg	Long	TD
Avg. Per Game	331.7	376.2	Jones					5	104	20.8	42	2
Total Plays	977	1075	Grimes					4	20	5.0	17	0
Avg. Per Play	5.4	5.6	Bowman					1	38	38.0	38	0
NET YARDS RUSHING	1496	2019	Shelby					1	22	22.0	22t	1
Avg. Per Game	93.5	126.2	Hewitt					1	0	0.0	0	0
Total Rushes	344	502	Br. McCain					1	0	0.0	0	0
NET YARDS PASSING	3811	4000	TEAM					13	184	14.2	42	3
Avg. Per Game	238.2	250.0	OPPONENTS					12	176	14.7	43t	2
Sacked/Yards Lost	45/420	31/225	* PUNTING					No.	Yds	Avg	Net	TB
Gross Yards	4231	4225	Darr					92	4380	47.6	39.7	10
Att./Completions	588/365	542/350	TEAM					92	4380	47.6	39.7	10
Completion Pct.	62.1	64.6	OPPONENTS					77	3520	45.7	38.6	6
Had Intercepted	12	13	* PUNT RETURNS					Ret	FC	Yds	Avg	Long
PUNTS/AVERAGE	92/47.6	77/45.7	Landry					36	16	356	9.9	69t
NET PUNTING AVG.	92/39.7	77/38.6	Grimes					4	0	59	14.8	28
PENALTIES/YARDS	134/1090	121/1005	Matthews					1	0	9	9.0	9
FUMBLES/BALL LOST	23/7	12/3	TEAM					41	16	424	10.3	69t
TOUCHDOWNS	39	46	OPPONENTS					50	15	526	10.5	58
Rushing	11	13	* KICKOFF RETURNS					No.	Yds	Avg	Long	TD
Passing	24	31	D. Williams					21	457	21.8	37	0
Returns	4	2	Landry					13	321	24.7	50	0
* SCORE BY PERIODS	Q1	Q2	Q3	Q4	OT	PTS	L. James	2	54	27.0	29	0
TEAM	47	113	67	83	0	310	Jones	2	43	21.5	25	0
OPPONENTS	96	127	65	101	0	389	Mostert	TM	2	57	28.5	32
* SCORING	TD-Ru-Pa-Rt	K-PAT	FG	S	PTS	Patmon	LG	2	26	13.0	20	0
Franks	0	0	0	0	33/36	13/16	0	72	Ajayi	1	20	20.0
Miller	10	8	2	0		0	60	Sheppard	1	0	0.0	0
Landry	6	1	4	1		0	38	Vigil	1	6	6.0	0
Matthews	4	0	4	0		0	24	TEAM	43	958	22.3	50
Cameron	3	0	3	0		0	18	OPPONENTS	23	508	22.1	41
Parker	3	0	3	0		0	18	* FIELD GOALS	1-19	20-29	30-39	40-49
Stills	3	0	3	0		0	18	Franks	1/ 1	3/ 3	4/ 4	4/ 6
Jones	2	0	0	2		0	12	TEAM	1/ 1	3/ 3	4/ 4	4/ 6
Stoneburner	2	0	2	0		0	12	OPPONENTS	0/ 0	5/ 5	9/10	4/ 9
Ajayi	1	1	0	0		0	8	Franks: (22G)(48G,41G,42N)()	(30G)(53G)(63N)			
Jennings	1	0	1	0		0	6	(48G)(42G,22G)()	(36G)()	(33G,20G)(38G,46N,		
Shelby	1	0	0	1		0	6	19G)				
Sims	1	0	1	0		0	6	OPP: (45G,46N)(27G,58G,28G)(26G,51G,54N)(22G,				
Tannehill	1	1	0	0		0	6	48G,40N)(37G)()	(52G,36G)(43G)(32N,37G)(30G)(41G)			
D. Williams	1	0	1	0		0	6	(38G,31G,55N)(35G,48N)(28G,48N)(38G)(34G,46N)				
TEAM	39	11	24	4	33/36	13/16	0	310	2-Pt Conv: Ajayi, Landry, TM 2-3, OPP 0-1			
OPPONENTS	46	13	31	2	42/45	21/29	4	389				
SACKS: Vernon 7.5, Wake 7, Suh 6, D. Moore LG 4, D. Moore TM 1, Shelby 3.5, Jones 2, Phillips 2, Kovacs 1, C. McCain 1, TM 31, OPP 45 FUM/LOST: Tannehill 10/3, Douglas 4/0, D. Williams 2/1, Cameron 1/0, L. James 1/0, Jones 1/1, Landry 1/0, Miller 1/1, Pouncey 1/0, Sims 1/1												
* PASSING	Att	Cmp	Yds	Cmp%	Yds/Att	TD	TD%	Int	Int%	Long	Sack/Lost	Rating
Tannehill	586	363	4208	61.9	7.18	24	4.1	12	2.0	54t	45/ 420	88.7
Landry	1	1	9	100.0	9.00	0	0.0	0	0.0	9	0/ 0	104.2
M. Moore	1	1	14	100.0	14.00	0	0.0	0	0.0	14	0/ 0	118.8
TEAM	588	365	4231	62.1	7.20	24	4.1	12	2.0	54t	45/ 420	88.9
OPPONENTS	542	350	4225	64.6	7.80	31	5.7	13	2.4	84t	31/ 225	97.4

WON 12, LOST 4 * RUSHING

WON 12, LOST 4										* RUSHING										No.	Yds	Avg	Long	TD
09/10 W 28-21	Pittsburgh									66,829	Blount	165	703	4.3	38t	6								
09/20 W 40-32	at Buffalo									70,858	Lewis	49	234	4.8	13	2								
09/27 W 51-17	Jacksonville									66,829	Bolden	63	207	3.3	14	0								
10/11 W 30- 6	at Dallas									93,054	White	22	56	2.5	8	2								
10/18 W 34-27	at Indianapolis									66,726	Brady	34	53	1.6	13	3								
10/25 W 30-23	New York Jets									66,829	Iosefa	15	51	3.4	15	0								
10/29 W 36- 7	Miami									66,829	S. Jackson	21	50	2.4	7	1								
11/08 W 27-10	Washington									66,829	Edelman	3	23	7.7	12	0								
11/15 W 27-26	at New York Giants									81,061	Amendola	2	11	5.5	8	0								
11/23 W 20-13	Buffalo									66,829	LaFell	2	9	4.5	9	0								
11/29 L 24-30 OT	at Denver									76,970	D. Johnson TM	1	6	6.0	6	0								
12/06 L 28-35	Philadelphia									66,829	K. Martin LG	1	6	6.0	6	0								
12/13 W 27- 6	at Houston									71,908	K. Martin TM	1	6	6.0	6	0								
12/20 W 33-16	Tennessee									66,829	Garoppolo	5	-5	-1.0	-1									
12/27 L 20-26 OT	at New York Jets									78,160	TEAM	383	1404	3.7	38t	14								
01/03 L 10-20	at Miami									62,918	OPPONENTS	397	1580	4.0	48t	8								
	N.E.							Opp.			* RECEIVING	No.	Yds	Avg	Long	TD								
TOTAL FIRST DOWNS		347						303			Gronkowski	72	1176	16.3	76t	11								
Rushing		87						77			Amendola	65	648	10.0	41	3								
Passing		229						204			Edelman	61	692	11.3	59t	7								
Penalty		31						22			White	40	410	10.3	68	4								
3rd Down: Made/Att	88/215					84/225					LaFell	37	515	13.9	54	0								
3rd Down Pct.		40.9						37.3			Lewis	36	388	10.8	40	2								
4th Down: Made/Att	9/15					8/18					K. Martin LG	24	269	11.2	39	2								
4th Down Pct.		60.0						44.4			K. Martin TM	24	269	11.2	39	2								
POSSESSION AVG.	30:08					29:52					Chandler	23	259	11.3	30	4								
TOTAL NET YARDS	5991					5431					Bolden	19	180	9.5	63t	2								
Avg. Per Game	374.4					339.4					Dobson	13	141	10.8	24	0								
Total Plays	1050					1042					Blount	6	43	7.2	14	1								
Avg. Per Play	5.7					5.2					M. Williams	3	26	8.7	15	0								
NET YARDS RUSHING	1404					1580					Brady	1	36	36.0	36	0								
Avg. Per Game	87.8					98.8					S. Jackson	1	20	20.0	20	0								
Total Rushes	383					397					Harper	1	6	6.0	6	0								
NET YARDS PASSING	4587					3851					Cadet TM	1	2	2.0	2	0								
Avg. Per Game	286.7					240.7					Cleveland TM	1	1	1.0	1	0								
Sacked/Yards Lost	38/225					49/358					TEAM	404	4812	11.9	76t	36								
Gross Yards	4812					4209					OPPONENTS	361	4209	11.7	87t	24								
Att./Completions	629/404					596/361					* INTERCEPTIONS	No.	Yds	Avg	Long	TD								
Completion Pct.		64.2				60.6					Ryan	4	39	9.8	25	0								
Had Intercepted		7				12					Harmon	3	50	16.7	30	0								
PUNTS/AVERAGE	74/45.4					86/47.0					Butler	2	9	4.5	9	0								
NET PUNTING AVG.	74/39.9					86/39.9					Collins	1	51	51.0	51	0								
PENALTIES/YARDS	96/859					112/1013					McCourtury	1	27	27.0	27	0								
FUMBLES/BALL LOST	14/7					28/9					Cha. Jones	1	0	0.0	0	0								
TOUCHDOWNS		52				36					TEAM	12	176	14.7	51	0								
Rushing		14				8					OPPONENTS	7	181	25.9	99t	2								
Passing		36				24					* PUNTING	No.	Yds	Avg	Net	TB	In	Lg	B					
Returns		2				4					Allen	73	3358	46.0	39.9	3	31	67	1					
* SCORE BY PERIODS	Q1	Q2	Q3	Q4	OT	PTS					TEAM	74	3358	45.4	39.9	3	31	67	1					
TEAM	89	146	100	130	0	465					OPPONENTS	86	4043	47.0	39.9	7	20	70	0					
OPPONENTS	36	90	73	104	12	315					* PUNT RETURNS	Ret	FC	Yds	Avg	Long	TD							
* SCORING	TD-Ru-Pa-Rt	K-PAT	FG	S	PTS						Amendola	23	12	276	12.0	82	0							
Gostkowski	0	0	0	0	52/52	33/36	0	151			Edelman	10	1	81	8.1	19	0							
Gronkowski	11	0	11	0			0	66			K. Martin LG	8	3	92	11.5	21	0							
Blount	7	6	1	0			0	42			K. Martin TM	8	3	92	11.5	21	0							
Edelman	7	0	7	0			0	42			Harper	3	2	17	5.7	10	0							
White	6	2	4	0			0	36			D. Johnson TM	2	0	3	1.5	3	0							
Chandler	4	0	4	0			0	24			Chung	1	0	4	4.0	4	0							
Lewis	4	2	2	0			0	24			TEAM	47	18	473	10.1	82	0							
Amendola	3	0	3	0			0	18			OPPONENTS	39	14	347	8.9	83t	1							
Brady	3	3	0	0			0	18			* KICKOFF RETURNS	No.	Yds		Avg	Long	TD							
Bolden	2	0	2	0			0	12			K. Martin LG	10	257	25.7	75	0								
K. Martin LG	2	0	2	0			0	12			K. Martin TM	10	257	25.7	75	0								
K. Martin TM	2	0	2	0			0	12			Amendola	8	172	21.5	29	0								
Collins	1	0	0	1			0	6			M. Williams	3	18	6.0	10	0								
Hicks LG	1	0	0	1			0	6			McCourtury	2	0	0.0	0	0								
Hicks TM	1	0	0	1			0	6			Chung	1	17	17.0	17	0								
S. Jackson	1	1	0	0			0	6			Gronkowski	1	5	5.0	5	0								
TEAM	52	14	36	2	52/52	33/36	1	465			TEAM	25	469	18.8	75	0								
OPPONENTS	36	8	24	4	28/31	23/29	0	315			OPPONENTS	29	526	18.1	50	0								
2-Pt Conv: TM 0-0, OPP 1-3											* FIELD GOALS	1-19	20-29	30-39	40-49	50+								
SACKS: Cha. Jones 12.5, Sheard 8,											Gostkowski	0	0	6	11/11	12/14	4/5							
Ninkovich 6.5, Collins 5.5, Hightower 3.5,											TEAM	0	0	6	11/11	12/14	4/5							
M. Brown 3, Hicks LG 3, Hicks TM 3, Easley 2,											OPPONENTS	1	1	6	6	7	5/10	4/5						
Branch 1, Freeny 1, Grissom 1, Mayo 1,											Gostkowski: ()	(46G, 21G, 50G, 25G)	(46G, 20G, 46G)											
McCourtury 1, TM 49, OPP 38												(49G, 57G, 34G)	(40G, 35G)	(38G, 46G, 24G)	(52G, 36G)									
FUM/LOST: Brady 6/2, Lewis 2/1,												(21G, 21G)	(31G, 54G)	(35G, 54N, 35G)	(47G)()	(43G, 49G)								
Amendola 1/1, Blount 1/0, Edelman 1/1,												(43G, 48N, 38G, 42G, 32G)	(35G, 44G)	(34G, 46N)										
Freeny 1/0, Harper 1/1, K. Martin(TM) 1/1,												OPP: (44N, 46N, 44G, 24G)()	(40G)	(51G, 23G)()	(20G,									
K. Martin(LG) 1/1													30G, 55G)	(63N)	(23G)	(37G, 38G, 53G, 29G)	(52G, 48N, 33G)							
													(47N, 21G)()	(37G, 45G)	(49G)	(30G, 49G)	(38G, 46N, 19G)							
* PASSING		Att	Cmp	Yds	Cmp%	Yds/Att	TD	TD%	Int	Int%	Long	Sack	Lost	Rating										
Brady		624	402	4770	64.4	7.64	36	5.8	7	1.1	76t	38/	225	102.2										
Garoppolo		4	1	6	25.0	1.50	0	0.0	0	0.0	6	0/	0	39.6										
Amendola		1	1	36	100.0	36.00	0	0.0	0	0.0	36	0/	0	118.8										
TEAM		629	404	4812	64.2	7.65	36	5.7	7	1.1	76t	38/	225	101.9										
OPPONENTS		596	361	4209	60.6	7.06	24	4.0	12	2.0	87t	49/	358	87.0										

* PASSING	Att	Cmp	Yds	Cmp%	Yds/Att	TD	TD%	Int	Int%	Long	Sack/Lost	Rating
Fitzpatrick	562	335	3905	59.6	6.95	31	5.5	15	2.7	69t	19/ 94	88.0
G. Smith	42	27	265	64.3	6.31	2	4.8	1	2.4	28	3/ 19	87.9
TEAM	604	362	4170	59.9	6.90	33	5.5	16	2.6	69t	22/ 113	88.0
OPPONENTS	601	343	4041	57.1	6.72	25	4.2	18	3.0	72t	39/ 278	79.0

WON 7, LOST 9										* RUSHING										No. Yds				Avg Long TD			
09/13	L	13-33	Cincinnati	54,500	Murray	266	1066	4.0	54	6																	
09/20	W	37-33	Baltimore	53,500	Carr	33	138	4.2	24	0																	
09/27	W	27-20	at Cleveland	67,431	Olawale	24	110	4.6	19t	1																	
10/04	L	20-22	at Chicago	62,409	Jones	16	74	4.6	19	0																	
10/11	L	10-16	Denver	55,013	Helu	17	39	2.3	12	0																	
10/25	W	37-29	at San Diego	67,542	Reece	10	36	3.6	12	0																	
11/01	W	34-20	New York Jets	54,700	J. Ross LG	1	2	2.0	2	0																	
11/08	L	35-38	at Pittsburgh	65,520	Cooper	3	-3	-1.0	2	0																	
11/15	L	14-30	Minnesota	54,700	Woodson	1	-3	-3.0	-3	0																	
11/22	L	13-18	at Detroit	60,202	TEAM	370	1457	3.9	54	7																	
11/29	W	24-21	at Tennessee	58,075	OPPONENTS	406	1678	4.1	80t	12																	
12/06	L	20-34	Kansas City	55,010	* RECEIVING	No. Yds Avg Long TD																					
12/13	W	15-12	at Denver	76,824	Crabtree	85	922	10.8	38t	9																	
12/20	L	20-30	Green Bay	55,087	Cooper	72	1070	14.9	68t	6																	
12/24	W	23-20	OT San Diego	54,400	Murray	41	232	5.7	23																		
01/03	L	17-23	at Kansas City	76,114	Roberts	32	480	15.0	43	5																	
				Oak.	Opp.	32	280	8.8	29	1																	
TOTAL FIRST DOWNS				300	344	Reece	30	269	9.0	55	3																
Rushing				74	94	Walford	28	329	11.8	33	4																
Passing				193	206	A. Holmes	14	201	14.4	49t	4																
Penalty				33	44	L. Smith	12	70	5.8	17	1																
3rd Down: Made/Att				86/220	84/224	J. Ross LG	9	88	9.8	18	0																
3rd Down Pct.				39.1	37.5	Olawale	9	84	9.3	15	0																
4th Down: Made/Att				5/13	9/17	Helu	9	75	8.3	15	1																
4th Down Pct.				38.5	52.9	Jones	7	106	15.1	59t	1																
POSSESSION AVG.				29:19	30:41	Streater	1	8	8.0	8	0																
TOTAL NET YARDS				5336	5818	Penn	1	3	3.0	3	0																
Avg. Per Game				333.5	363.6	TEAM	373	4129	11.1	68t	34																
Total Plays				1008	1085	OPPONENTS	404	4351	10.8	59	25																
Avg. Per Play				5.3	5.4	* INTERCEPTIONS	No. Yds Avg Long TD																				
NET YARDS RUSHING				1457	1678	Woodson	5	22	4.4	11	0																
Avg. Per Game				91.1	104.9	Amerson LG	4	28	7.0	24t	1																

OON 10, LOST 6					* RUSHING					No.	Yds	Avg	Long	TD
09/10 L 21-28	at New England				66,829	D. Williams				200	907	4.5	55	11
09/20 W 43-18	San Francisco				66,472	Bell				113	556	4.9	42	3
09/27 W 12- 6	at St. Louis				52,433	Vick				20	99	5.0	24	0
10/01 L 20-23 OT	Baltimore				63,929	Toussaint				18	42	2.3	7	0
10/12 W 24-20	at San Diego				67,658	Bryant				5	37	7.4	13	1
10/18 W 25-13	Arizona				63,846	Roethlisberger				15	29	1.9	13	0
10/25 L 13-23	at Kansas City				76,365	Brown				3	28	9.3	16	0
11/01 L 10-16	Cincinnati				64,750	Todman				4	22	5.5	11	0
11/08 W 38-35	Oakland				65,520	Johnson				4	7	1.8	6	1
11/15 W 30- 9	Cleveland				64,402	Pead LG				2	3	1.5	4	0
11/29 L 30-39	at Seattle				69,055	Miller				1	2	2.0	2	0
12/06 W 45-10	Indianapolis				58,701	L. Jones				5	-5	-1.0	0	0
12/13 W 33-20	at Cincinnati				65,564	TEAM				388	1724	4.4	55	16
12/20 W 34-27	Denver				67,234	OPPONENTS				382	1459	3.8	44	16
12/27 L 17-20	at Baltimore				71,261	* RECEIVING				No.	Yds	Avg	Long	TD
01/03 W 28-12	at Cleveland				66,693	Brown				136	1834	13.5	59	10
	Pitt.			Opp.		Miller				60	535	8.9	27	2
TOTAL FIRST DOWNS	331			327		Bryant				50	765	15.3	88t	6
Rushing	91			71		Wheaton				44	749	17.0	88t	5
Passing	207			231		D. Williams				40	367	9.2	34	0
Penalty	33			25		Bell				24	136	5.7	20	0
3rd Down: Made/Att	75/193			90/225		Heyward-Bey				21	314	15.0	66	2
3rd Down Pct.	38.9			40.0		James				8	56	7.0	20	1
4th Down: Made/Att	4/12			7/24		Johnson				2	16	8.0	11	0
4th Down Pct.	33.3			29.2		Nix				2	16	8.0	10	0
POSSESSION AVG.	29:24			30:36		Spaeth				2	10	5.0	6	0
TOTAL NET YARDS	6327			5809		Murphy				1	16	16.0	16	0
Avg. Per Game	395.4			363.1		Coates				1	11	11.0	11	0
Total Plays	1011			1055		Roethlisberger				0	-3	---	-3	0
Avg. Per Play	6.3			5.5		TEAM				391	4822	12.3	88t	26
NET YARDS RUSHING	1724			1459		OPPONENTS				402	4661	11.6	80t	29
Avg. Per Game	107.8			91.2		* INTERCEPTIONS				No.	Yds	Avg	Long	TD
Total Rushes	388			382		Mitchell				3	16	5.3	9	0
NET YARDS PASSING	4603			4350		Blake				2	112	56.0	70t	1
Avg. Per Game	287.7			271.9		Cockrell				2	62	31.0	37	0
Sacked/Yards Lost	33/219			48/311		Gay				2	30	15.0	23t	1
Gross Yards	4822			4661		Golden				1	27	27.0	27	0
Att./Completions	590/391			625/402		W. Allen				1	20	20.0	20	0
Completion Pct.	66.3			64.3										

* PASSING	Att	Cmp	Yds	Cmp%	Yds/Att	TD	TD%	Int	Int%	Long	Sack/Lost	Rating
Roethlisberger	469	319	3938	68.0	8.40	21	4.5	16	3.4	69t	20/ 141	94.5
Vick	66	40	371	60.6	5.62	2	3.0	1	1.5	72t	10/ 53	79.8
L. Jones	55	32	513	58.2	9.33	3	5.5	4	7.3	88t	2/ 17	77.3
Brown	0	0	0	---	---	0	---	0	---	---	1/ 8	---
TEAM	590	391	4822	66.3	8.17	26	4.4	21	3.6	88t	33/ 219	91.2
OPPONENTS	625	402	4661	64.3	7.46	29	4.6	17	2.7	80t	48/ 311	90.9

WON 4, LOST 12 * RUSHING

WON 4, LOST 12										* RUSHING										No.		Yds		Avg		Long		TD	
09/13 W 33-28		Detroit		66,093		Gordon		184		641		3.5		27		0													
09/20 L 19-24		at Cincinnati		57,579		Woodhead		98		336		3.4		27		3													
09/27 L 14-31		at Minnesota		52,400		D. Brown		59		229		3.9		53		1													
10/04 W 30-27		Cleveland		63,710		Oliver		31		108		3.5		15		0													
10/12 L 20-24		Pittsburgh		67,658		Rivers		17		28		1.6		8		0													
10/18 L 20-27		at Green Bay		78,434		Herndon		1		13		13.0		13		0													
10/25 L 29-37		Oakland		67,542		D. Johnson		2		4		2.0		2		0													
11/01 L 26-29		at Baltimore		70,829		Clemens		1		-1		-1.0		-1		0													
11/09 L 19-22		Chicago		68,033		TEAM		393		1358		3.5		53		4													
11/22 L 3-33		Kansas City		65,837		OPPONENTS		417		2005		4.8		65t		17													
11/29 W 31-25		at Jacksonville		59,477		* RECEIVING		No.		Yds		Avg		Long		TD													
12/06 L 3-17		Denver		68,631		Woodhead		80		755		9.4		61		6													
12/13 L 3-10		at Kansas City		72,314		K. Allen		67		725		10.8		38		4													
12/20 W 30-14		Miami		66,676		Gates		56		630		11.3		40		5													
12/24 L 20-23		OT at Oakland		54,400		S. Johnson		45		497		11.0		34		3													
01/03 L 20-27		at Denver		76,844		Green		37		429		11.6		31t		4													
		S.D.		Opp.		Inman		35		486		13.9		68		3													
TOTAL FIRST DOWNS		344		299		Gordon		33		192		5.8		18		0													
Rushing		79		101		Floyd		30		561		18.7		70t		3													
Passing		230		170		Herndon		24		195		8.1		21		0													
Penalty		35		28		Oliver		13		112		8.6		17		0													
3rd Down: Made/Att		97/231		74/195		J. Phillips		10		69		6.9		15		1													
3rd Down Pct.		42.0		37.9		D. Brown		8		88		11.0		31		0													
4th Down: Made/Att		5/15		7/8		Ty. Williams		2		90		45.0		80t		1													
4th Down Pct.		33.3		87.5		V. Brown		1		22		22.0		22		0													
POSSESSION AVG.		31:34		28:26		D. Johnson		1		4		4.0		4		0													
TOTAL NET YARDS		5949		5791		Cleveland LG		1		1		1.0		1		0													
Avg. Per Game		371.8		361.9		TEAM		442		4855		11.0		80t		30													
Total Plays		1100		959		OPPONENTS		328		4008		12.2		72t		22													
Avg. Per Play		5.4		6.0		* INTERCEPTIONS		No.		Yds		Avg		Long		TD													
NET YARDS RUSHING		1358		2005		Verrett		3		68		22.7		68t		1													
Avg. Per Game		84.9		125.3		S. Williams		2		6		3.0		6		0													
Total Rushes		393		417		A. Phillips		1		39		39.0		39		0													
NET YARDS PASSING		4591		3786		P. Robinson		1		27		27.0		27		0													
Avg. Per Game		286.9		236.6		Te'o		1		11		11.0		11		0													
Sacked/Yards Lost		40/264		32/222		Reyes		1		1		1.0		1		0													
Gross Yards		4855		4008		Emanuel		1		0		0.0		0		0													
Att./Completions		667/442		510/328		Wilson		1		0		0.0		0		0													
Completion Pct.		66.3		64.3		TEAM		11		152		13.8		68t		1													
Had Intercepted		13		11		OPPONENTS		13		332		25.5		91t		5													
PUNTS/AVERAGE		73/44.7		72/43.1		* PUNTING		No.		Yds		Avg		Net		TB		In		Lg		B							
NET PUNTING AVG.		73/38.2		72/40.5		Scifres		72		3261		45.3		38.2		2		15		68		1							
PENALTIES/YARDS		117/942		120/976		TEAM		73		3261		44.7		38.2		2		15		68		1							
FUMBLES/BALL LOST		20/11		14/9		OPPONENTS		72		3101		43.1		40.5		5		39		65		0							
TOUCHDOWNS		35		44		* PUNT RETURNS		Ret		FC		Yds		Avg		Long		TD											
Rushing		4		17		Herndon		11		13		81		7.4		18		0											
Passing		30		22		Jones TM		5		8		-4		-.8		5		0											
Returns		1		5		K. Allen		3		4		5		1.7		5		0											
* SCORE BY PERIODS		Q1		Q2		Q3		Q4		OT		PTS		Mager		1		1		2		2.0		2					
TEAM		52		112		51		105		0		320		TEAM		20		26		84		4.2		18					
OPPONENTS		90		103		73		129		3		398		OPPONENTS		44		14		432		9.8		31					
* SCORING		TD-Ru-Pa-Rt		K-PAT		FG		S		PTS		* KICKOFF		RETURNS		No.		Yds		Avg		Long		TD					
Lambo		0		0		0		0		28/32		26/32		0		106		Jones		TM		9		193					
Woodhead		9		3		6		0						0		54		Oliver				8		197					
Gates		5		0		5		0						0		30		Herndon				7		157					
Green		4		0		4		0						0		28		J. Phillips				2		18					
K. Allen		4		0		4		0						0		24		Emanuel				1		1					
Floyd		3		0		3		0						0		18		Vaughn		LG		1		17					
Inman		3		0		3		0						0		18		Vaughn		TM		1		17					
S. Johnson		3		0		3		0						0		18		TEAM				28		583					
D. Brown		1		1		0		0						0		6		OPPONENTS				32		880					
J. Phillips		1		0		1		0						0		6		* FIELD GOALS				1-19		20-29					
Verrett		1		0		0		1						0		6		Lambo				0/0		4/4					
Ty. Williams		1		0		1		0						0		6		TEAM				0/0		4/4					
TEAM		35		4		30		1		28/32		26/32		0		320		OPPONENTS				0/0		13/13					
OPPONENTS		44		17		22		5		39/41		29/34		1		398		Lambo: (32G,25G)(40G,32G,47N)()		(46G,45G,34G)									
2-Pt Conv: Green 2, TM 2-3, OPP 3-3																													
SACKS: Ingram 10.5, Attaochu 6, Liuget 3, Perryman 2, Reyes 2, Addae 1, Emanuel 1, Flowers 1, Mathews 1, Stuckey 1, S. Williams 1, Wilson 1, Butler 0.5, Te'o 0.5, Weddle 0.5, TM 32, OPP 40																													
FUM/LOST: Gordon 6/4, Rivers 4/2, Herndon 2/1, Inman 2/1, K. Allen 1/1, D. Brown 1/0, Floyd 1/1, D. Johnson 1/1, S. Johnson 1/0, Watt 1/0																													
* PASSING		Att		Cmp		Yds		Cmp%		Yds/Att		TD		TD% Int		Int%		Long		Sack/Lost		Rating							
Rivers		661		437		4792		66.1		7.25		29		4.4		13		2.0		80t		40/264		93.8					
Clemens		6		5		63		83.3		10.50		1		16.7		0		0.0		19t		0/0		150.0					
TEAM		667		442		4855		66.3		7.28		30		4.5		13		1.9		80t		40/264		94.5					
OPPONENTS		510		328		4008		64.3		7.86		22		4.3		11		2.2		72t		32/222		93.8					

WON 3, LOST 13										* RUSHING										No. Yds				Avg Long TD			
09/13 W 42-14		at Tampa Bay		63,945		Andrews		143		520		3.6		38		3											
09/20 L 14-28		at Cleveland		67,431		Mariota		34		252		7.4		87t		2											
09/27 L 33-35		Indianapolis		65,920		McCluster		55		247		4.5		44		1											
10/11 L 13-14		Buffalo		65,670		Sankey		47		193		4.1		16		1											
10/18 L 10-38		Miami		62,342		Cobb		52		146		2.8		12		1											
10/25 L 7-10		Atlanta		63,329		West		TM		16		51		3.2		12		0									
11/01 L 6-20		at Houston		71,630		Walker		1		36		36.0		36		0											
11/08 W 34-28		OT at New Orleans		73,075		Wright		5		17		3.4		13		0											
11/15 L 10-27		Carolina		63,591		Fowler		7		13		1.9		3		1											
11/19 L 13-19		at Jacksonville		60,121		McBride		1		8		8.0		8		0											
11/29 L 21-24		Oakland		58,075		Mettenberger		9		8		0.9		5t		1											
12/06 W 42-39		Jacksonville		57,355		D. Johnson LG		1		6		6.0		6		0											
12/13 L 8-30		at New York Jets		78,160		Douglas		1		-6		-6.0		-6		0											
12/20 L 16-33		at New England		66,829		TEAM		371		1485		4.0		87t		10											
12/27 L 6-34		Houston		62,153		OPPONENTS		462		1797		3.9		32		11											
01/03 L 24-30		at Indianapolis		65,733		* RECEIVING		No. Yds		Avg Long TD																	
		Tenn.		Opp.		Walker		94		1088		11.6		61t		6											
TOTAL FIRST DOWNS		298		317		Douglas		36		411		11.4		51		2											
Rushing		66		101		Wright		36		408		11.3		52t		3											
Passing		195		192		Green-Beckham		32		549		17.2		47t		4											
Penalty		37		24		McCluster		31		260		8.4		35		1											
3rd Down: Made/Att		64/201		92/216		Fasano		26		289		11.1		33		2											
3rd Down Pct.		31.8		42.6		Hunter		22		264		12.0		29		1											
4th Down: Made/Att		7/15		4/12		Andrews		21		174		8.3		23		0											
4th Down Pct.		46.7		33.3		Sankey		14		139		9.9		30		1											
POSSESSION AVG.		29:25		30:35		Stevens		12		121		10.1		27		2											
TOTAL NET YARDS		4988		5475		Fowler		5		44		8.8		19		1											
Avg. Per Game		311.8		342.2		Coffman		TM		4		42		10.5		16		0									
Total Plays		976		1003		Supernaw		3		32		10.7		16		0											
Avg. Per Play		5.1		5.5		Turzilli		LG		2		25		12.5		18		0									
NET YARDS RUSHING		1485		1797		Turzilli		TM		2		25		12.5		18		0									
Avg. Per Game		92.8		112.3		McBride		2		8		4.0		7		1											
Total Rushes																											

WON 13, LOST 3 * RUSHING

WON 13, LOST 3										* RUSHING										No. Yds		Avg Long TD	
09/13 W 31-19		New Orleans		62,903		C. Johnson		196		814		4.2		62		3							
09/20 W 48-23		at Chicago		62,351		D. Johnson		125		581		4.6		47t		8							
09/27 W 47- 7		San Francisco		63,663		Ellington		45		289		6.4		63t		3							
10/04 L 22-24		St. Louis		63,146		K. Williams		27		142		5.3		35t		1							
10/11 W 42-17		at Detroit		60,816		Taylor		17		58		3.4		16		0							
10/18 L 13-25		at Pittsburgh		63,846		Palmer		25		24		1.0		12		1							
10/26 W 26-18		Baltimore		64,722		Jo. Brown		3		22		7.3		13		0							
11/01 W 34-20		at Cleveland		67,431		J. Nelson		1		0		0.0		0		0							
11/15 W 39-32		at Seattle		69,005		Stanton		13		-13		-1.0		-1		0							
11/22 W 34-31		Cincinnati		64,745		TEAM		452		1917		4.2		63t		16							
11/29 W 19-13		at San Francisco		70,799		OPPONENTS		374		1460		3.9		52		9							
12/06 W 27- 3		at St. Louis		51,115		* RECEIVING		No. Yds		Avg Long TD													
12/10 W 23-20		Minnesota		64,784		Fitzgerald		109		1215		11.1		44		9							
12/20 W 40-17		at Philadelphia		69,596		Jo. Brown		65		1003		15.4		68		7							
12/27 W 38- 8		Green Bay		64,878		Floyd		52		849		16.3		60t		6							
01/03 L 6-36		Seattle		64,646		D. Johnson		36		457		12.7		55t		4							
		Ariz.		Opp.		Fells		21		311		14.8		48		3							
TOTAL FIRST DOWNS		373		284		Gresham		18		223		12.4		22		1							
Rushing		92		79		Ellington		15		148		9.9		32		0							
Passing		237		177		J. Nelson		11		299		27.2		64t		2							
Penalty		44		28		Ja. Brown		11		144		13.1		39		1							
3rd Down: Made/Att		93/198		75/210		C. Johnson		6		58		9.7		40		0							
3rd Down Pct.		47.0		35.7		Niklas		4		33		8.3		13		2							
4th Down: Made/Att		4/9		8/17		K. Williams		2		16		8.0		12		0							
4th Down Pct.		44.4		47.1		Iupati		1		10		10.0		10		0							
POSSESSION AVG.		32:04		27:56		B. Golden		1		5		5.0		5		0							
TOTAL NET YARDS		6533		5147		Taylor		1		4		4.0		4		0							
Avg. Per Game		408.3		321.7		TEAM		353		4775		13.5		68		35							
Total Plays		1041		983		OPPONENTS		343		3957		11.5		88t		24							
Avg. Per Play		6.3		5.2		* INTERCEPTIONS		No. Yds		Avg Long TD													
NET YARDS RUSHING		1917		1460		Mathieu		5		92		18.4		33t		1							
Avg. Per Game		119.8		91.3		R. Johnson		5		14		2.8		11		0							
Total Rushes		452		374		Peterson		2		41		20.5		40		0							
NET YARDS PASSING		4616		3687		Jefferson		2		26		13.0		26t		1							
Avg. Per Game		288.5		230.4		Bethel		2		21		10.5		21t		1							
Sacked/Yards Lost		27/159		36/270		Bucannon		1		39		39.0		39t		1							
Gross Yards		4775		3957		Redding		1		30		30.0		30		0							
Att./Completions		562/353		573/343		Powers		1		0		0.0		0		0							
Completion Pct.		62.8		59.9		TEAM		19		263		13.8		40		4							
Had Intercepted		13		19		OPPONENTS		13		87		6.7		40		0							
PUNTS/AVERAGE		61/42.2		78/46.9		* PUNTING		No. Yds		Avg Net TB In Lg B													
NET PUNTING AVG.		61/35.4		78/42.4		Butler		60		2575		42.9		35.4		6 22 58 1							
PENALTIES/YARDS		94/758		130/1202		TEAM		61		2575		42.2		35.4		6 22 58 1							
FUMBLES/BALL LOST		23/11		30/14		OPPONENTS		78		3658		46.9		42.4		3 31 79 0							
TOUCHDOWNS		58		34		* PUNT RETURNS		Ret FC		Yds		Avg Long TD											
Rushing		16		9		Peterson		32		17		260		8.1		38 0							
Passing		35		24		J. Nelson		4		4		13		3.3		11 0							
Returns		7		1		B. Golden		3		1		16		5.3		10 0							
* SCORE BY PERIODS		Q1 Q2 Q3 Q4 OT PTS		C. White LG		1 0 0 0.0 0 0																	
TEAM		86 153 142 108 0 489		TEAM		39 22 289 7.4 38 0																	
OPPONENTS		61 100 62 90 0 313		OPPONENTS		25 19 295 11.8 66 0																	
* SCORING		TD-Ru-Pa-Rt K-PAT FG S PTS		* KICKOFF RETURNS		No. Yds Avg Long TD																	
Catanzaro		0 0 0 0 53/58 28/31 0 137		D. Johnson		22 598 27.2 108t 1																	
D. Johnson		13 8 4 1 0 78		K. Williams		8 126 15.8 24 0																	
Fitzgerald		9 0 9 0 0 54		Peterson		2 46 23.0 24 0																	
Jo. Brown		7 0 7 0 0 42		TEAM		32 770 24.1 108t 1																	
Floyd		6 0 6 0 0 36		OPPONENTS		49 1191 24.3 58 0																	
Ellington		3 3 0 0 0 18		* FIELD GOALS		1-19 20-29 30-39 40-49 50+																	
Fells		3 0 3 0 0 18		Catanzaro		1/ 1 12/12 9/ 9 6/ 7 0/2																	
C. Johnson		3 3 0 0 0 18		TEAM		1/ 1 12/12 9/ 9 6/ 7 0/2																	
J. Nelson		2 0 2 0 0 12		OPPONENTS		0/ 0 3/ 3 8/ 8 9/10 6/6																	
Niklas		2 0 2 0 0 12		Catanzaro: (43G)() (22G) (21G,27G,42G,38G,29G)()																			
Bethel		1 0 0 1 0 6		(47N,31G,39G) (55N,21G,21G) (37G,35G) (33G,43G,43G)																			
Ja. Brown		1 0 1 0 0 6		(24G,32G) (26G,41G) (33G,29G) (27G,23G,47G) (28G,																			
Bucannon		1 0 0 1 0 6		38G) (19G) (51N)																			
Gresham		1 0 1 0 0 6		OPP: (37G,23G,45G,33G) (40G,23G,51G)() (30G) (40G)																			
Jefferson		1 0 0 1 0 6		(47G,48G,51G,28G) (44G)() (31G,46G) (43G) (53G,33G)																			
Mathieu		1 0 0 1 0 6		(35G) (44G,54G) (36G)() (52G,40N,33G,52G)																			
Palmer		1 1 0 0 0 6																					
Powers		1 0 0 1 0 6																					
Redding		1 0 0 1 0 6																					
K. Williams		1 1 0 0 0 6																					
Minter		0 0 0 0 1 2																					
Rucker		0 0 0 0 1 2																					
TEAM		58 16 35 7 53/58 28/31 2 489																					
OPPONENTS		34 9 24 1 27/29 26/27 0 313																					
2-Pt Conv: TM 0-0, OPP 2-5 SACKS: Freeney 8, Campbell 5, M. Golden 4, Bucannon 3, Rucker 3, Jefferson 2, Okafor 2, K. Martin 1.5, Gunter 1, Mathieu 1, Mauro 1, Powers 1, Stinson 1, Woodley 1, (group) 1, Minter 0.5, TM 36, OPP 27																							
FUM/LOST: Palmer 6/2, D. Johnson 4/1, Peterson 4/0, Fitzgerald 2/2, C. Johnson 2/2, Jo. Brown 1/1, Ellington 1/1, B. Golden 1/0, J. Nelson 1/1, C. White(LG) 1/0, K. Williams 1/1																							
* PASSING		Att Cmp Yds Cmp% Yds/Att TD		TD% Int Int% Long Sack/Lost Rating																			
Palmer		537 342 4671 63.7 8.70 35		6.5 11 2.0 68 25/ 151 104.6																			
Stanton		25 11 104 44.0 4.16 0		0.0 2 8.0 21 2/ 8 22.8																			
TEAM		562 353 4775 62.8 8.50 35		6.2 13 2.3 68 27/ 159 100.9																			
OPPONENTS		573 343 3957 59.9 6.91 24		4.2 19 3.3 88t 36/ 270 80.9																			

WON 8, LOST 8				* RUSHING				No.	Yds	Avg	Long	TD		
09/14 W 26-24	Philadelphia	70,516	Freeman	264	1061	4.0	39	11						
09/20 W 24-20	at New York Giants	77,678	Coleman	87	392	4.5	46	1						
09/27 W 39-28	at Dallas	90,345	Ward	29	95	3.3	13	1						
10/04 W 48-21	Houston	69,904	Ryan	37	63	1.7	18	0						
10/11 W 25-19 OT	Washington	70,178	Weems	1	4	4.0	4	0						
10/15 L 21-31	at New Orleans	73,018	DiMarco	1	0	0.0	0	0						
10/25 W 10- 7	at Tennessee	63,329	Renfree	1	-4	-4.0	-4	0						
11/01 L 20-23 OT	Tampa Bay	70,524	TEAM	420	1611	3.8	46	13						
11/08 L 16-17	at San Francisco	70,799	OPPONENTS	416	1680	4.0	44	20						
11/22 L 21-24	Indianapolis	70,433	* RECEIVING	No.	Yds	Avg	Long	TD						
11/29 L 10-20	Minnesota	70,610	Jones	136	1871	13.8	70t	8						
12/06 L 19-23	at Tampa Bay	58,221	Freeman	73	578	7.9	44	3						
12/13 L 0-38	at Carolina	74,420	Tamme	59	657	11.1	41	1						
12/20 W 23-17	at Jacksonville	64,016	White	43	506	11.8	25	1						
12/27 W 20-13	Carolina	70,981	Hankerson TM	26	327	12.6	55	3						
01/03 L 17-20	New Orleans	69,699	Hardy	21	194	9.2	23	0						
	Atl.	Opp.	Williams	17	159	9.4	29	2						
TOTAL FIRST DOWNS	359	335	DiMarco	13	110	8.5	19	2						
Rushing	95	107	Ward	9	73	8.1	18	0						
Passing	230	197	Toilolo	7	44	6.3	11	0						
Penalty	34	31	Moeaki	3	58	19.3	42t	1						
3rd Down: Made/Att	107/227	82/191	Coleman	2	14	7.0	10	0						
3rd Down Pct.	47.1	42.9	Weems	1	11	11.0	11	0						
4th Down: Made/Att	10/19	5/15	TEAM	410	4602	11.2	70t	21						
4th Down Pct.	52.6	33.3	OPPONENTS	370	3999	10.8	74t	19						
POSSESSION AVG.	31:56	28:04	* INTERCEPTIONS	No.	Yds	Avg	Long	TD						
TOTAL NET YARDS	5990	5562	Allen	3	13	4.3	13	0						
Avg. Per Game	374.4	347.6	Alford	2	76	38.0	59t	1						
Total Plays	1073	996	WorriLOW	2	22	11.0	11	0						
Avg. Per Play	5.6	5.6	Moore	2	14	7.0	11	0						
NET YARDS RUSHING	1611	1680	Ishmael	1	84	84.0	84	0						
Avg. Per Game	100.7	105.0	Therezie	1	10	10.0	10	0						
Total Rushes	420	416	Adams	1	2	2.0	2	0						
NET YARDS PASSING	4379	3882	Beasley	1	0	0.0	0	0						
Avg. Per Game	273.7	242.6	Trufant	1	0	0.0	0	0						
Sacked/Yards Lost	32/223	19/117	Babineaux	1	-1	-1.0	-1	0						
Gross Yards	4602	3999	TEAM	15	220	14.7	84	1						
Att./Completions	621/410	561/370	OPPONENTS	17	99	5.8	28	1						
Completion Pct.	66.0	66.0	* PUNTING	No.	Yds	Avg	Net	TB	In	Lg	B			
Had Intercepted	17	15	Bosher	58	2735	47.2	40.4	4	24	69	1			
PUNTS/AVERAGE	59/46.4	65/45.3	TEAM	59	2735	46.4	40.4	4	24	69	1			
NET PUNTING AVG.	59/40.4	65/39.8	OPPONENTS	65	2944	45.3	39.8	5	26	65	0			
PENALTIES/YARDS	100/969	95/728	* PUNT RETURNS	Ret	FC	Yds	Avg	Long	TD					
FUMBLES/BALL LOST	26/14	15/8	Weems	19	16	221	11.6	41	0					
TOUCHDOWNS	38	41	Hester	8	4	34	4.3	11	0					
Rushing	13	20	TEAM	27	20	255	9.4	41	0					
Passing	21	19	OPPONENTS	28	19	272	9.7	29	0					
Returns	4	2	* KICKOFF RETURNS	No.	Yds	Avg	Long	TD						
* SCORE BY PERIODS	Q1	Q2	Q3	Q4	OT	PTS	Weems	15	403	26.9	50	0		
TEAM	47	124	56	106	6	339	Hester	9	235	26.1	35	0		
OPPONENTS	80	95	87	80	3	345	DiMarco	1	19	19.0	19	0		
* SCORING	TD-Ru-Pa-Rt	K-PAT	FG	S	PTS	Ward	1	10	10.0	10	0			
Freeman	14	11	3	0	0	84	TEAM	26	667	25.7	50	0		
Bryant	0	0	0	0	26/26	14/18	0	68	OPPONENTS	22	599	27.2	41	0
Jones	9	0	8	1		0	54	* FIELD GOALS	1-19	20-29	30-39	40-49	50+	
Graham	0	0	0	0	8/ 8	11/13	0	41	Bryant	1/ 1	4/ 4	3/ 4	6/ 9	0/0
Hankerson TM	3	0	3	0		0	18	Graham	0/ 0	2/ 2	4/ 4	2/ 4	3/3	
DiMarco	2	0	2	0		0	12	TEAM	1/ 1	6/ 6	7/ 8	8/13	3/3	
Williams	2	0	2	0		0	12	OPPONENTS	0/ 0	5/ 5	8/ 8	6/ 8	1/5	
Alford	1	0	0	1		0	6	Bryant: (41G,39G,44G,47G)(42G)(32G)()(42G,38N,						
Coleman	1	1	0	0		0	6	48N,28G)()(27G,47N)(21G,24G)(44G,36G,19G)(46N)()						
Moeaki	1	0	1	0		0	6	()()()()						
Stupar	1	0	0	1		0	6	Graham: ()()()()()()()()()()(31G)(28G,47G,52G,						
Tamme	1	0	1	0		0	6	29G)()(34G,33G,46G)(43N,37G,54G)(51G,45B)						
Trufant	1	0	0	1		0	6	OPP: (29G,44N)(38G,44G)()(53N)(53N,28G,52G)(51N,						
Ward	1	1	0	0		0	6	31G,48N)()(38G,23G,31G)(44G)(43G)(51N,29G,39G)						
White	1	0	1	0		0	6	(23G)(38G)(42G)(33G,47G)(41G,30G)						
Toilolo	0	0	0	0		0	2							
TEAM	38	13	21	4	34/34	25/31	0	339						
OPPONENTS	41	20	19	2	39/39	20/26	0	345						
2-Pt Conv: Toilolo, TM 1-3, OPP 0-2 SACKS: Beasley 4, Clayborn 3, Biermann 2.5, Schofield 2, Babineaux 1.5, Allen 1, Hageman 1, Jarrett 1, Stupar 1, Trufant 1, Wheeler 1, TM 19, OPP 32														
FUM/LOST: Ryan 12/5, Person 4/1, Coleman 3/3, Freeman 3/2, Jones 3/1, Stone 1/1														
* PASSING		Att	Cmp	Yds	Cmp%	Yds/Att	TD	TD%	Int	Int%	Long	Sack/Lost	Rating	
Ryan		614	407	4591	66.3	7.48	21	3.4	16	2.6	70t	30/ 206	89.0	
Renfree		7	3	11	42.9	1.57	0	0.0	1	14.3	11	2/ 17	10.7	
TEAM		621	410	4602	66.0	7.41	21	3.4	17	2.7	70t	32/ 223	87.8	
OPPONENTS		561	370	3999	66.0	7.13	19	3.4	15	2.7	74t	19/ 117	86.9	

CAROLINA PANTHERS / WEEK 17 / THROUGH SUNDAY, JANUARY 3, 2016

WON 15, LOST 1				* RUSHING				No.	Yds	Avg	Long	TD						
09/13 W 20-	9	at Jacksonville	60,733	Stewart	242	989	4.1	44	6									
09/20 W 24-17		Houston	73,254	Newton	132	636	4.8	47	10									
09/27 W 27-22		New Orleans	73,402	Tolbert	62	256	4.1	29	1									
10/04 W 37-23		at Tampa Bay	57,468	Artis-Payne	45	183	4.1	31	1									
10/18 W 27-23		at Seattle	69,020	Whittaker	25	108	4.3	16t	1									
10/25 W 27-16		Philadelphia	74,194	Ginn	4	60	15.0	43	0									
11/02 W 29-26 OT		Indianapolis	74,136	Brown	6	38	6.3	14	0									
11/08 W 37-29		Green Bay	74,461	Cotchery	1	16	16.0	16	0									
11/15 W 27-10		at Tennessee	63,591	Nortman	1	-1	-1.0	-1	0									
11/22 W 44-16		Washington	74,418	Webb	1	-1	-1.0	-1	0									
11/26 W 33-14		at Dallas	90,909	Anderson	7	-2	-.3	2	0									
12/06 W 41-38		at New Orleans	73,097	TEAM	526	2282	4.3	47	19									
12/13 W 38- 0		Atlanta	74,420	OPPONENTS	364	1415	3.9	63t	11									
12/20 W 38-35		at New York Giants	79,436	* RECEIVING	No.	Yds	Avg	Long	TD									
12/27 L 13-20		at Atlanta	70,981	Olsen	77	1104	14.3	52	7									
01/03 W 38-10		Tampa Bay	74,169	Ginn	44	739	16.8	74t	10									
		Car.	Opp.	Cotchery	39	485	12.4	59	3									
TOTAL FIRST DOWNS		357	298	Funchess	31	473	15.3	52	5									
Rushing		136	74	Brown	31	447	14.4	39t	4									
Passing		197	198	Tolbert	18	154	8.6	40	3									
Penalty		24	26	Dickson	17	121	7.1	17	2									
3rd Down: Made/Att	86/203	86/227	Stewart	16	99	6.2	15	1										
3rd Down Pct.	42.4	37.9	Whittaker	12	64	5.3	15	0										
4th Down: Made/Att	6/10	15/26	Bersin	9	119	13.2	30	0										
4th Down Pct.	60.0	57.7	Artis-Payne	5	58	11.6	20	0										
POSSESSION AVG.	31:44	28:16	Simonson	1	10	10.0	10	0										
TOTAL NET YARDS	5871	5167	TEAM	300	3873	12.9	74t	35										
Avg. Per Game	366.9	322.9	OPPONENTS	390	4054	10.4	70t	21										
Total Plays	1060	1058	* INTERCEPTIONS	No.	Yds	Avg	Long	TD										
Avg. Per Play	5.5	4.9	Coleman	7	89	12.7	36t	1										
NET YARDS RUSHING	2282	1415	Norman	4	110	27.5	46t	2										
Avg. Per Game	142.6	88.4	Kuechly	4	48	12.0	32t	1										
Total Rushes	526	364	Davis	4	22	5.5	22	0										
NET YARDS PASSING	3589	3752	Tillman	2	0	0.0	0	0										
Avg. Per Game	224.3	234.5	McClain	1	24	24.0	24	0										
Sacked/Yards Lost	33/284	44/302	Klein	1	8	8.0	8	0										
Gross Yards	3873	4054	Allen	1	2	2.0	2	0										
Att./Completions	501/300	650/390	Jones	1	0	0.0	0	0										
Completion Pct.	59.9	60.0	TEAM	24	301	12.5	46t	4										
Had Intercepted	10	24	OPPONENTS	10	91	9.1	22	0										
PUNTS/AVERAGE	70/45.4	78/46.3	* PUNTING	No.	Yds	Avg	Net	TB	In	Lg	B							
NET PUNTING AVG.	70/39.8	78/41.1	Nortman	70	3175	45.4	39.8	5	20	65	0							
PENALTIES/YARDS	103/887	99/822	TEAM	70	3175	45.4	39.8	5	20	65	0							
FUMBLES/BALL LOST	12/9	28/15	OPPONENTS	78	3611	46.3	41.1	6	28	68	0							
TOUCHDOWNS	59	35	* PUNT RETURNS	Ret	FC	Yds	Avg	Long	TD									
Rushing	19	11	Ginn	27	22	277	10.3	37	0									
Passing	35	21	McClain	2	2	5	2.5	3	0									
Returns	5	3	Marlowe	1	0	0	0.0	0	0									
* SCORE BY PERIODS	Q1	Q2	Q3	Q4	OT	PTS	Bersin	0	1	0	---	---	0					
TEAM	99	167	130	98	6	500	TEAM	30	25	282	9.4	37	0					
OPPONENTS	70	51	79	105	3	308	OPPONENTS	37	19	288	7.8	74t	1					
* SCORING	TD-Ru-Pa-Rt	K-PAT	FG	S	PTS	* KICKOFF RETURNS	No.	Yds	Avg	Long	TD							
Gano	0	0	0	0	56/59	30/36	0	146	Whittaker	9	209	23.2	33	0				
Ginn	10	0	10	0			0	60	Webb	8	178	22.3	27	0				
Newton	10	10	0	0			0	60	Dickson	2	1	0.5	1	0				
Olsen	7	0	7	0			0	42	Davis	1	3	3.0	3	0				
Stewart	7	6	1	0			0	42	Ginn	1	8	8.0	8	0				
Funchess	5	0	5	0			0	30	Tolbert	1	8	8.0	8	0				
Brown	4	0	4	0			0	24	TEAM	22	407	18.5	33	0				
Tolbert	4	1	3	0			0	24	OPPONENTS	34	905	26.6	99t	1				
Cotchery	3	0	3	0			0	18	* FIELD GOALS	1-19	20-29	30-39	40-49	50+				
Dickson	3	0	2	1			0	18	Gano	1/	1	10/10	4/	5	13/16	2/4		
Norman	2	0	0	2			0	12	TEAM	1/	1	10/10	4/	5	13/16	2/4		
Artis-Payne	1	1	0	0			0	6	OPPONENTS	0/	0	5/	6	5/	6	6/	9	4/5
Coleman	1	0	0	1			0	6	Gano: (43G,53N,47G,43B)(28G,53B)(20G,47G)(24G,									
Kuechly	1	0	0	1			0	6	27G,27G)()(35G,29G)(39G,42G,52G)(20G,49G,43N,									
Whittaker	1	1	0	0			0	6	22G)(48G,19G)(42G,48G,25G)(49G,43G,25G,50G,43B)									
TEAM	59	19	35	5	56/59	30/36	0	500	()(38G)(34B,43G)(33G,47G)(49G)									
OPPONENTS	35	11	21	3	28/30	20/26	1	308	OPP: (22G,44N)(43G)(31G)(42G,29N,43N)(30G,50G,									
2-Pt Conv: TM	0-0	OPP	3-5						43G)(52G,29G,24G,50N)(47G,34G,24G,50G)()(45G)()									
SACKS: Short	11	Addison	6	Davis	5.5				(21G,48G)(38N)()()(43N,37G,54G)(39G)									
Ealy	5	Love	3	Delaire	LG 2.5	Delaire	TM 2.5	Allen	LG 2	Allen	TM 2	Benwikere	1	Coleman	1			
Edwards	1	Thompson	1	Horton	1	Johnson	1	Klein	1	Kuechly	1	Lotulelei	1	TM	44	OPP	33	
FUM/LOST: Newton	5/4	Stewart	3/2	Anderson	1/0	Bersin	1/1	Funchess	1/1	Olsen	1/1							
* PASSING	Att	Cmp	Yds	Cmp%	Yds/Att	TD	TD%	Int	Int%	Long	Sack/Lost	Rating						
Newton	495	296	3837	59.8	7.75	35	7.1	10	2.0	74t	33/	284	99.4					
Anderson	6	4	36	66.7	6.00	0	0.0	0	0.0	24	0/	0	82.6					
TEAM	501	300	3873	59.9	7.73	35	7.0	10	2.0	74t	33/	284	99.2					
OPPONENTS	650	390	4054	60.0	6.24	21	3.2	24	3.7	70t	44/	302	73.5					

WON 6, LOST 10										* RUSHING										No. Yds Avg Long TD									
09/13 L 23-31		Green Bay		62,442		Forte		218		898		4.1		27		4													
09/20 L 23-48		Arizona		62,351		Langford		148		537		3.6		23		6													
09/27 L 0-26		at Seattle		69,002		Cutler		38		201		5.3		26		1													
10/04 W 22-20		Oakland		62,409		Carey		43		159		3.7		11		2													
10/11 W 18-17		at Kansas City		75,799		Rodgers		14		41		2.9		5		0													
10/18 L 34-37 OT		at Detroit		57,648		A. Smith		1		11		11.0		11		0													
11/01 L 20-23		Minnesota		62,311		Clausen TM		5		8		1.6		11		0													
11/09 W 22-19		at San Diego		68,033		Royal		1		-1		-1.0		-1		0													
11/15 W 37-13		at St. Louis		58,653		Mariani		1		-3		-3.0		-3		0													
11/22 L 15-17		Denver		62,483		TEAM		469		1851		3.9		27		13													
11/26 W 17-13		at Green Bay		78,488		OPPONENTS		433		1934		4.5		44t		9													
12/06 L 20-26 OT		San Francisco		62,088		* RECEIVING		No. Yds Avg Long TD																					
12/13 L 21-24		Washington		61,026		Jeffery		54		807		14.9		50		4													
12/20 L 17-38		at Minnesota		52,421		Bennett		53		439		8.3		24t		3													
12/27 W 26-21		at Tampa Bay		63,734		Forte		44		389		8.8		38		3													
01/03 L 20-24		Detroit		61,177		Royal		37		238		6.4		30		1													
		Chi.		Opp.		Miller		34		439		12.9		87t		5													
TOTAL FIRST DOWNS		312		307		Wilson		28		464		16.6		50		1													
Rushing		108		103		Mariani		22		300		13.6		26		0													
Passing		177		182		Langford		22		279		12.7		83t		1													
Penalty		27		22		Bellamy		19		224		11.8		48t		2													
3rd Down: Made/Att		93/219		89/201		Meredith		11		120		10.9		22		0													
3rd Down Pct.		42.5		44.3		Housler LG		4		33		8.3		12		0													
4th Down: Made/Att		6/10		5/12		Housler TM		3		27		9.0		12		0													
4th Down Pct.		60.0		41.7		Carey		3		19		6.3		11		1													
POSSESSION AVG.		31:01		28:59		Thompson		2		81		40.5		45		0													
TOTAL NET YARDS		5514		5527		Rodgers		1		10		10.0		10		0													
Avg. Per Game		344.6		345.4		Lee		1		7		7.0		7		0													
Total Plays		1025		980		TEAM		334		3843		11.5		87t		21													
Avg. Per Play		5.4		5.6		OPPONENTS		322		3830		11.9		71t		31													
NET YARDS RUSHING		1851		1934		* INTERCEPTIONS		No. Yds Avg Long TD																					
Avg. Per Game		115.7		120.9		Fuller		2		24		12.0		15		0													
Total Rushes		469		433		Young		1		39		39.0		39		0													
NET YARDS PASSING		3663		3593		Jones-Quartey		1		23		23.0		23		0													
Avg. Per Game		228.9		224.6		McPhee		1		13		13.0		13		0													
Sacked/Yards Lost		33/180		35/237		Allen TM		1		2		2.0		2		0													
Gross Yards		3843		3830		Porter		1		2		2.0		2		0													
Att./Completions		523/334		512/322		Anderson		1		0		0.0		0		0													
Completion Pct.		63.9		62.9		TEAM		8		103		12.9		39		0													
Had Intercepted		12		8																									

ON 14, LOST 12										* RUSHING										No. Yds				Avg Long TD			
09/13 W 27-26		New York Giants		93,579		McFadden		239		1089		4.6		50		3											
09/20 W 20-10		at Philadelphia		69,296		Randle		76		315		4.1		37t		4											
09/27 L 28-39		Atlanta		90,345		Turbin LG		50		199		4.0		22		1											
10/04 L 20-26 OT		at New Orleans		73,009		Turbin TM		32		139		4.3		22		1											
10/11 L 6-30		New England		93,054		Whitehead		10		107		10.7		33		0											
10/25 L 20-27		at New York Giants		80,319		Cassel LG		15		78		5.2		24		0											
11/01 L 12-13		Seattle		91,486		Cassel TM		15		78		5.2		24		0											
11/08 L 27-33 OT		Philadelphia		91,827		Dunbar		5		67		13.4		45		0											
11/15 L 6-10		at Tampa Bay		64,133		Michael TM		15		51		3.4		13		0											
11/22 W 24-14		at Miami		65,115		Weeden TM		9		30		3.3		11		0											
11/26 L 14-33		Carolina		90,909		Romo		4		13		3.3		12		0											
12/07 W 19-16		at Washington		80,444		Rod Smith LG		2		5		2.5		3		0											
12/13 L 7-28		at Green Bay		78,369		Heath		1		2		2.0		2		0											
12/19 L 16-19		New York Jets		90,345		Moore		2		-1		-5.0		0		0											
12/27 L 6-16		at Buffalo		70,172		TEAM		408		1890		4.6		50		8											
01/03 L 23-34		Washington		90,127		OPPONENTS		461		1934		4.2		50t		16											
		Dal.		Opp.		* RECEIVING				No. Yds		Avg Long TD															
TOTAL FIRST DOWNS		307		317		Witten		77		713		9.3		35		3											
Rushing		94		113		Te. Williams		52		840		16.2		42t		3											
Passing		175		172		Beasley		52		536		10.3		30		5											
Penalty		38		32		McFadden		40		328		8.2		21		0											
3rd Down: Made/Att		66/191		81/208		Bryant		31		401		12.9		51		3											
3rd Down Pct.		34.6		38.9		Dunbar		21		215		10.2		39		0											
4th Down: Made/Att		8/16		5/10		Butler LG		12		258		21.5		67		0											
4th Down Pct.		50.0		50.0		Butler TM		12		258		21.5		67		0											
POSSESSION AVG.		30:59		29:01		Randle		10		86		8.6		25		0											
TOTAL NET YARDS		5361		5570		Hanna		9		79		8.8		17		0											
Avg. Per Game		335.1		348.1		Escobar		8		64		8.0		22		1											
Total Plays		969		998		Street		7		114		16.3		25t		1											
Avg. Per Play		5.5		5.6		Turbin LG		7		23		3.3		15		0											
NET YARDS RUSHING		1890		1934		Turbin TM		5		15		3.0		15		0											
Avg. Per Game		118.1		120.9		Whitehead		6		16		2.7		8		0											
Total Rushes		408		461		Rod Smith LG		1		6		6.0		6		0											
NET YARDS PASSING		3471		3636		Rod Smith TM		1		6		6.0		6		0											
Avg. Per Game		21																									

PASSING		Att	Cmp	Yds	Cmp%	Yds/Att	TD	TD%	Int	Int%	Long	Sack/Lost	Rating
Cassel	LG	204	119	1276	58.3	6.25	5	2.5	7	3.4	51	14/	86 70.6
Cassel	TM	204	119	1276	58.3	6.25	5	2.5	7	3.4	51	14/	86 70.6
Romo		121	83	884	68.6	7.31	5	4.1	7	5.8	39	6/	35 79.4
Moore		104	61	779	58.7	7.49	4	3.8	6	5.8	36	5/	23 71.0
Weeden	TM	98	71	738	72.4	7.53	2	2.0	2	2.0	67	8/	62 92.1
McFadden		1	0	0	0.0	0.00	0	0.0	0	0.0	---	0/	0 39.6
TEAM		528	334	3677	63.3	6.96	16	3.0	22	4.2	67	33/	206 76.6
OPPONENTS		506	330	3865	65.2	7.64	19	3.8	8	1.6	80t	31/	229 94.2

* PASSING	Att	Cmp	Yds	Cmp%	Yds/Att	TD	TD%	Int	Int%	Long	Sack/Lost	Rating
Stafford	592	398	4262	67.2	7.20	32	5.4	13	2.2	57	44/ 251	97.0
Orlovsky	40	22	201	55.0	5.03	1	2.5	1	2.5	23	0/ 0	66.8
TEAM	632	420	4463	66.5	7.06	33	5.2	14	2.2	57	44/ 251	95.1
OPPONENTS	528	360	4065	68.2	7.70	27	5.1	9	1.7	61t	42/ 276	100.9

GREEN BAY PACKERS / WEEK 17 / THROUGH SUNDAY, JANUARY 3, 2016

WON 10, LOST 6				* RUSHING				No.	Yds	Avg	Long	TD					
09/13 W	31-23	at Chicago	62,442	Lacy	187	758	4.1	29	3								
09/20 W	27-17	Seattle	78,433	Starks	148	601	4.1	65t	2								
09/28 W	38-28	Kansas City	78,214	A. Rodgers	58	344	5.9	18	1								
10/04 W	17- 3	at San Francisco	70,799	Cobb	13	50	3.8	12	0								
10/11 W	24-10	St. Louis	78,432	Kuhn	9	28	3.1	5t	2								
10/18 W	27-20	San Diego	78,434	Crockett	9	21	2.3	12	0								
11/01 L	10-29	at Denver	77,075	Harris TM	4	19	4.8	16	0								
11/08 L	29-37	at Carolina	74,461	Montgomery	3	14	4.7	9	0								
11/15 L	16-18	Detroit	78,526	R. Rodgers	1	11	11.0	11	0								
11/22 W	30-13	at Minnesota	52,529	Masthay	1	7	7.0	7	0								
11/26 L	13-17	Chicago	78,488	Tolzien	3	-3	-1.0	0	0								
12/03 W	27-23	at Detroit	63,207	TEAM	436	1850	4.2	65t	8								
12/13 W	28- 7	Dallas	78,369	OPPONENTS	420	1905	4.5	55	13								
12/20 W	30-20	at Oakland	55,087	* RECEIVING	No.	Yds	Avg	Long	TD								
12/27 L	8-38	at Arizona	64,878	Cobb	79	829	10.5	53t	6								
01/03 L	13-20	Minnesota	78,412	R. Rodgers	58	510	8.8	61t	8								
		G.B.	Opp.	J. Jones	50	890	17.8	65t	8								
TOTAL FIRST DOWNS				317	300	Adams	50	483	9.7	40	1						
				Rushing	100	96	Starks	43	392	9.1	30	3					
				Passing	173	183	Lacy	20	188	9.4	28t	2					
				Penalty	44	21	Montgomery	15	136	9.1	31t	2					
				3rd Down: Made/Att	70/208	79/220	Perillo	11	102	9.3	24	1					
				3rd Down Pct.	33.7	35.9	Abbrederis	9	111	12.3	32	0					
				4th Down: Made/Att	11/21	10/21	Kuhn	6	56	9.3	19	0					
				4th Down Pct.	52.4	47.6	Quarless	4	31	7.8	13	0					
POSSESSION AVG.				30:08	29:52	Janis	2	79	39.5	46	0						
TOTAL NET YARDS				5353	5547	Ripkowski	1	18	18.0	18	0						
				Avg. Per Game	334.6	346.7	TEAM	348	3825	11.0	65t	31					
				Total Plays	1056	1014	OPPONENTS	321	3898	12.1	68	20					
				Avg. Per Play	5.1	5.5	* INTERCEPTIONS	No.	Yds	Avg	Long	TD					
NET YARDS RUSHING				1850	1905	Randall	3	47	15.7	43t	1						
				Avg. Per Game	115.6	119.1	Hyde	3	36	12.0	34	0					
				Total Rushes	436	420	Shields	3	15	5.0	15	0					
NET YARDS PASSING				3503	3642	Rollins	2	48	24.0	45t	1						
				Avg. Per Game	218.9	227.6	Clinton-Dix	2	2	1.0	2	0					
				Sacked/Yards Lost	47/322	43/256	Matthews	1	42	42.0	42	0					
				Gross Yards	3825	3898	Daniels	1	6	6.0	6	0					
				Att./Completions	573/348	551/321	Elliott	1	2	2.0	2	0					
				Completion Pct.	60.7	58.3	TEAM	16	198	12.4	45t	2					
				Had Intercepted	8	16	OPPONENTS	8	55	6.9	29	0					
PUNTS/AVERAGE				81/43.9	82/43.4	* PUNTING	No.	Yds	Avg	Net	TB	In	Lg	B			
NET PUNTING AVG.				81/40.2	82/40.2	Masthay	81	3554	43.9	40.2	6	18	62	0			
PENALTIES/YARDS				105/906	120/1107	TEAM	81	3554	43.9	40.2	6	18	62	0			
FUMBLES/BALL LOST				24/9	19/6	OPPONENTS	82	3560	43.4	40.2	5	30	61	0			
TOUCHDOWNS				42	36	* PUNT RETURNS	Ret	FC	Yds	Avg	Long	TD					
				Rushing	8	13	Hyde	27	18	157	5.8	16	0				
				Passing	31	20	Cobb	4	4	10	2.5	10	0				
				Returns	3	3	Abbrederis	0	1	0	---	---	0				
* SCORE BY PERIODS				Q1	Q2	Q3	Q4	OT	PTS	TEAM	31	23	167	5.4	16	0	
TEAM				106	56	86	120	0	368	OPPONENTS	41	14	174	4.2	23	0	
OPPONENTS				45	121	106	51	0	323	* KICKOFF RETURNS	No.	Yds	Avg	Long	TD		
* SCORING				TD-Ru-Pa-Rt	K-PAT	FG	S	PTS	Janis	14	406	29.0	70	0			
Crosby	0	0	0	0	36/36	24/28	0	108	Hyde	8	187	23.4	30	0			
J. Jones	8	0	8	0			0	52	Montgomery	7	218	31.1	46	0			
R. Rodgers	8	0	8	0			0	50	Abbrederis	2	52	26.0	30	0			
Cobb	7	0	6	1			0	42	Kuhn	2	9	4.5	9	0			
Lacy	5	3	2	0			0	30	D. Jones	1	9	9.0	9	0			
Starks	5	2	3	0			0	30	Ripkowski	1	0	0.0	0	0			
Kuhn	2	2	0	0			0	12	Tretter	1	0	0.0	0	0			
Montgomery	2	0	2	0			0	12	TEAM	36	881	24.5	70	0			
Adams	1	0	1	0			0	8	OPPONENTS	37	988	26.7	104	0			
Perillo	1	0	1	0			0	6	* FIELD GOALS	1-19	20-29	30-39	40-49	50+			
Randall	1	0	0	1			0	6	Crosby	1/ 1	7/ 7	4/ 4	8/11	4/5			
A. Rodgers	1	1	0	0			0	6	TEAM	1/ 1	7/ 7	4/ 4	8/11	4/5			
Rollins	1	0	0	1			0	6	OPPONENTS	1/ 1	6/ 6	7/ 7	5/ 6	5/8			
TEAM				42	8	31	3	36/36	24/28	0	368	Crosby: (37G)(54G,18G,44G,21G)(44G)(44N,31G)					
OPPONENTS				36	13	20	3	31/34	24/28	1	323	(35G)(23G,28G)(56G)(44G,52N)(42G,47G,40G,42G,52G)(22G,50G)(41N)(24G,21G,33G,49B)(28G,43G)					
2-Pt Conv: J. Jones 2, Adams, R. Rodgers,													OPP: (28G,50G,44G)(54G)(33G)(42G,50B,53N,63N)				
TM 4-6, OPP 1-2													(36G,32G)(50G,24G)(20G,49G,43N,22G)(49G,51G)(21G)(51G,34G,42G)(23G,30G)(19G)(39G,32G)				
D. Jones 3, Hyde 1, Palmer 1, Pennel 1, Rollins 1, Thomas LG 1, Thomas TM 1, Raji 0.5, TM 43, OPP 47 FUM/LOST: A. Rodgers 8/4, Starks 5/3, Lacy 4/2, Abbrederis 1/0, Cobb 1/0, Elliott 1/0, Hyde 1/0, J. Jones 1/0, Tolzien 1/0, Tretter 1/0																	
* PASSING				Att	Cmp	Yds	Cmp%	Yds/Att	TD	TD%	Int	Int%	Long	Sack/Lost	Rating		
A. Rodgers				572	347	3821	60.7	6.68	31	5.4	8	1.4	65t	46/ 314	92.7		
Tolzien				1	1	4	100.0	4.00	0	0.0	0	0.0	4	1/ 8	83.3		
TEAM				573	348	3825	60.7	6.68	31	5.4	8	1.4	65t	47/ 322	92.7		
OPPONENTS				551	321	3898	58.3	7.07	20	3.6	16	2.9	68	43/ 256	80.1		

MINNESOTA VIKINGS / WEEK 17 / THROUGH SUNDAY, JANUARY 3, 2016

WON 11, LOST 5							* RUSHING							No.	Yds	Avg	Long	TD
09/14	L	3-20	at San Francisco		70,799	Peterson	327	1485	4.5	80t	11							
09/20	W	26-16	Detroit		52,319	McKinnon	52	271	5.2	68t	2							
09/27	W	31-14	San Diego		52,400	Bridgewater	44	192	4.4	19	3							
10/04	L	20-23	at Denver		77,029	Asiata	29	112	3.9	19	0							
10/18	W	16-10	Kansas City		52,480	Thielen	4	89	22.3	41	0							
10/25	W	28-19	at Detroit		60,231	Wright	1	29	29.0	29	0							
11/01	W	23-20	at Chicago		62,311	Patterson	2	15	7.5	9	0							
11/08	W	21-18	OT	St. Louis	52,406	Diggs	3	13	4.3	10	0							
11/15	W	30-14	at Oakland		54,700	Line	6	10	1.7	3	2							
11/22	L	13-30	Green Bay		52,529	Wallace	1	6	6.0	6	0							
11/29	W	20-10	at Atlanta		70,610	Hill	4	-5	-1.3	-1	0							
12/06	L	7-38	Seattle		52,430	Locke	1	-6	-6.0	-6	0							
12/10	L	20-23	at Arizona		64,784	TEAM	474	2211	4.7	80t	18							
12/20	W	38-17	Chicago		52,421	OPPONENTS	411	1748	4.3	72t	7							
12/27	W	49-17	New York Giants		52,455	* RECEIVING												
01/03	W	20-13	at Green Bay		78,412	Diggs	52	720	13.8	40t	4							
			Minn.	Opp.		Rudolph	49	495	10.1	47t	5							
TOTAL FIRST DOWNS					297	318	Wallace	39	473	12.1	34	2						
					113	94	Wright	34	442	13.0	52	0						
					153	189	Peterson	30	222	7.4	49	0						
					31	35	McKinnon	21	173	8.2	30	1						
			3rd Down: Made/Att	76/199	71/206	Asiata	19	132	6.9	22	0							
			3rd Down Pct.	38.2	34.5	Thielen	12	144	12.0	30	0							
			4th Down: Made/Att	5/11	11/22	Ellison	11	124	11.3	41	1							
			4th Down Pct.	45.5	50.0	Pruitt	10	89	8.9	32	0							
POSSESSION AVG.					30:23	29:37	C. Johnson	9	127	14.1	35	0						
TOTAL NET YARDS					5139	5507	Line	6	95	15.8	49	1						
			Avg. Per Game	321.2	344.2	Patterson	2	10	5.0	9	0							
			Total Plays	973	1015	TEAM	294	3246	11.0	52	14							
			Avg. Per Play	5.3	5.4	OPPONENTS	359	4042	11.3	72t	24							
NET YARDS RUSHING					2211	1748	* INTERCEPTIONS	No.	Yds	Avg	Long	TD						
			Avg. Per Game	138.2	109.3	Newman	3	4	1.3	4	0							
			Total Rushes	474	411	Smith	2	35	17.5	35t	1							
NET YARDS PASSING					2928	3759	Munnerlyn	2	30	15.0	32	0						
			Avg. Per Game	183.0	234.9	Trattou	2	14	7.0	11	0							
			Sacked/Yards Lost	45/318	43/283	Greenway	1	91	91.0	91t	1							
			Gross Yards	3246	4042	Barr	1	32	32.0	32	0							
			Att./Completions	454/294	561/359	Sendejo	1	9	9.0	9	0							
			Completion Pct.	64.8	64.0	Rhodes	1	0	0.0	0	0							
			Had Intercepted	9	13	TEAM	13	215	16.5	91t	2							
PUNTS/AVERAGE					66/41.6	72/43.9	OPPONENTS	9	71	7.9	26	0						
NET PUNTING AVG.					66/37.8	72/39.3	* PUNTING	No.	Yds	Avg	Net	TB	In	Lg	B			
PENALTIES/YARDS					88/797	109/875	Locke	66	2746	41.6	37.8	5	23	61	0			
FUMBLES/BALL LOST					21/8	18/9	TEAM	66	2746	41.6	37.8	5	23	61	0			
TOUCHDOWNS					38	31	OPPONENTS	72	3158	43.9	39.3	1	24	68	0			
			Rushing	18	7	* PUNT RETURNS	Ret	FC	Yds	Avg	Long	TD						
			Passing	14	24	Sherels	34	15	311	9.1	65t	1						
			Returns	6	0	TEAM	34	15	311	9.1	65t	1						
* SCORE BY PERIODS					Q1	Q2	Q3	Q4	OT	PTS	OPPONENTS	29	21	152	5.2	19	0	
TEAM					76	91	92	103	3	365	* KICKOFF RETURNS	No.	Yds	Avg	Long	TD		
OPPONENTS					52	104	47	99	0	302	Patterson	32	1019	31.8	101t	2		
* SCORING					TD-Ru-Pa-Rt	K-PAT	FG	S	PTS	Line	3	43	14.3	23	0			
			Walsh	0	0	0	0	33/37	34/39	0	135	Sherels	2	33	16.5	21	0	
			Peterson	11	11	0	0	0	0	66	Blanton	1	27	27.0	27	0		
			Rudolph	5	0	5	0	0	0	30	Diggs	1	22	22.0	22	0		
			Diggs	4	0	4	0	0	0	24	Hunter	1	10	10.0	10	0		
			Bridgewater	3	3	0	0	0	0	20	McKinnon	1	24	24.0	24	0		
			Line	3	2	1	0	0	0	18	Pruitt	1	12	12.0	12	0		
			McKinnon	3	2	1	0	0	0	18	TEAM	42	1190	28.3	101t	2		
			Patterson	2	0	0	2	0	0	12	OPPONENTS	40	1043	26.1	70	0		
			Wallace	2	0	2	0	0	0	12	* FIELD GOALS	1-19	20-29	30-39	40-49	50+		
			Ellison	1	0	1	0	0	0	6	Walsh	0/ 0	9/ 9	13/15	6/ 7	6/8		
			Greenway	1	0	0	1	0	0	6	TEAM	0/ 0	9/ 9	13/15	6/ 7	6/8		
			Munnerlyn	1	0	0	1	0	0	6	OPPONENTS	0/ 0	7/ 8	6/ 6	9/10	6/7		
			Sherels	1	0	0	1	0	0	6	Walsh: (44N,37G)(28G,23G)(24G)(38N,38G,33G)(24G,							
			Smith	1	0	0	1	0	0	6	45G,45G)(37G,53G,51G,35G,22G)(43G,48G,36G)(34G,							
			TEAM	38	18	14	6	33/37	34/39	0	365	40G)(20G,38G,53N,39B,34G)(51N,29G,39G)(44G,						
			OPPONENTS	31	7	24	0	28/28	28/31	1	302	54G)(53G)(32G,52G,22G,53G,27G)(39G,32G)						
2-Pt Conv: Bridgewater, TM 1-1, OPP 1-3																		
SACKS: Griffen 10.5, Hunter 6,																		
T. Johnson 5.5, Robison 5, Kendricks 4,																		
Barr 3.5, Floyd 2.5, Greenway 2.5, Smith 1.5, (28G,43G)																		
Munnerlyn 1, Joseph 0.5, Sendejo 0.5, TM 43, OPP 45 FUM/LOST: Bridgewater 8/3, Peterson 7/3,																		
Diggs 2/0, Sherels 2/0, Patterson 1/1, Wright 1/1																		
* PASSING																		
				Att	Cmp	Yds	Cmp%	Yds/Att	TD	TD%	Int	Int%	Long	Sack/Lost	Rating			
			Bridgewater	447	292	3231	65.3	7.23	14	3.1	9	2.0	52	44/ 307	88.7			
			Hill	7	2	15	28.6	2.14	0	0.0	0	0.0	9	1/ 11	39.6			
			TEAM	454	294	3246	64.8	7.15	14	3.1	9	2.0	52	45/ 318	87.9			
			OPPONENTS	561	359	4042	64.0	7.20	24	4.3	13	2.3	72t	43/ 283	90.0			

WON 7, LOST 9										* RUSHING										No. Yds Avg Long TD									
09/13 L 19-31	at Arizona					62,903	Ingram			166	769	4.6	70	6															
09/20 L 19-26	Tampa Bay					73,006	Hightower			96	375	3.9	26	4															
09/27 L 22-27	at Carolina					73,402	Robinson			56	180	3.2	14	4															
10/04 W 26-20	OT Dallas					73,009	Spiller			36	112	3.1	11	0															
10/11 L 17-39	at Philadelphia					69,296	Cadet	LG		11	28	2.5	6	0															
10/15 W 31-21	Atlanta					73,018	Cadet	TM		4	12	3.0	6	0															
10/25 W 27-21	at Indianapolis					66,420	Cooks			8	18	2.3	11	0															
11/01 W 52-49	New York Giants					73,019	Brees			24	14	0.6	12	1															
11/08 L 28-34	OT Tennessee					73,075	Johnson			4	9	2.3	4	1															
11/15 L 14-47	at Washington					75,086	Hunter	LG		1	2	2.0	2	0															
11/29 L 6-24	at Houston					71,778	Hunter	TM		1	2	2.0	2	0															
12/06 L 38-41	Carolina					73,097	Hoomanawanui	LG		1	0	0.0	0	0															
12/13 W 24-17	at Tampa Bay					62,138	Hoomanawanui	TM		1	0	0.0	0	0															
12/21 L 27-35	Detroit					73,017	Murphy			1	0	0.0	0	0															
12/27 W 38-27	Jacksonville					73,064	TEAM			397	1491	3.8	70	16															
01/03 W 20-17	at Atlanta					69,699	OPPONENTS			421	2076	4.9	45	17															
N.O.										* RECEIVING										No. Yds Avg Long TD									
TOTAL FIRST DOWNS										381	380	Cooks	84	1138	13.5	71	9												
Rushing										98	103	Watson	74	825	11.1	46	6												
Passing										247	223	Snead	69	984	14.3	63	3												
Penalty										36	54	Ingram	50	405	8.1	59	0												
3rd Down: Made/Att										104/218	71/176	Colston	45	520	11.6	53	4												
3rd Down Pct.										47.7	40.3	Spiller	34	239	7.0	80	2												
4th Down: Made/Att										10/16	10/13	Coleman	30	454	15.1	31	2												
4th Down Pct.										62.5	76.9	Cadet	17	214	12.6	44	1												
POSSESSION AVG.										31:11	28:49	Cadet	9	146	16.2	44	1												
TOTAL NET YARDS										6461	6620	Robinson	17	115	6.8	22	0												
Avg. Per Game										403.8	413.8	J. Hill	16	120	7.5	19	2												
Total Plays										1096	996	Hightower	12	129	10.8	27	0												
Avg. Per Play										5.9	6.6	Hoomanawanui	11	76	6.9	19	3												
NET YARDS RUSHING										1491	2076	Hoomanawanui	11	76	6.9	19	3												
Avg. Per Game										93.2	129.8	Johnson	5	30	6.0	12	0												
Total Rushes										397	421	Graham	4	24	6.0	18	0												
NET YARDS PASSING										4970	4544	TEAM	460	5205	11.3	80	32												
Avg. Per Game										310.6	284.0	OPPONENTS	372	4755	12.8	90	45												
Sacked/Yards Lost										32/235	31/211	* INTERCEPTIONS	No. Yds Avg Long TD																
Gross Yards										5205	4755	Breaux	3	22	7.3	22	0												
Att./Completions										667/460	544/372	Byrd																	

WON 6. LOST 10 * RUSHING

WON 6, LOST 10										* RUSHING										No.		Yds		Avg		Long		TD				
09/13	L	26-27	at Dallas		93,579		Jennings		195		863		4.4		38t		3															
09/20	L	20-24	Atlanta		77,678		Vereen		61		260		4.3		39		0															
09/24	W	32-21	Washington		76,081		Williams		88		257		2.9		35		1															
10/04	W	24-10	at Buffalo		70,677		Darkwa		36		153		4.3		17		1															
10/11	W	30-27	San Francisco		78,515		Manning		20		61		3.1		18		0															
10/19	L	7-27	at Philadelphia		69,296		D. Harris		2		12		6.0		11		0															
10/25	W	27-20	Dallas		80,319		Beckham		1		3		3.0		3		0															
11/01	L	49-52	at New Orleans		73,019		TEAM		403		1609		4.0		39		5															
11/08	W	32-18	at Tampa Bay		64,351		OPPONENTS		444		1942		4.4		68t		15															
11/15	L	26-27	New England		81,061		* RECEIVING		No.		Yds		Avg		Long		TD															
11/29	L	14-20	at Washington		77,367		Beckham		96		1450		15.1		87t		13															
12/06	L	20-23	OT New York Jets		80,898		Vereen		59		495		8.4		37		4															
12/14	W	31-24	at Miami		65,408		Randle		57		797		14.0		72t		8															
12/20	L	35-38	Carolina		79,436		Tye		42		464		11.0		45		3															
12/27	L	17-49	at Minnesota		52,455		D. Harris		36		396		11.0		38		4															
01/03	L	30-35	Philadelphia		78,023		Jennings		29		296		10.2		51t		1															
NY-G					Opp.					Donnell		29		223		7.7		22		2												
TOTAL FIRST DOWNS					331		367		Cunningham		8		59		7.4		16		0													
Rushing					77		104		White		7		88		12.6		28		1													
Passing					208		236		Nicks		7		54		7.7		19		0													
Penalty					46		27		Fells		6		60		10.0		23		0													
3rd Down: Made/Att					82/217		108/230		Parker		5		43		8.6		15		0													
3rd Down Pct.					37.8		47.0		Darkwa		3		31		10.3		15		0													
4th Down: Made/Att					9/16		8/14		LaCosse		3		22		7.3		10		0													
4th Down Pct.					56.3		57.1		Davis		2		21		10.5		16		0													
POSSESSION AVG.					28:14		31:46		Edwards		1		9		9.0		9		0													
TOTAL NET YARDS					5956		6725		Williams		1		7		7.0		7		0													
Avg. Per Game					372.3		420.3		Flowers		1		-11		-11.0		-11		0													
Total Plays					1053		1105		TEAM		392		4504		11.5		87t		36													
Avg. Per Play					5.7		6.1		OPPONENTS		423		4920		11.6		76t		31													
NET YARDS RUSHING					1609		1942		* INTERCEPTIONS		No.		Yds		Avg		Long		TD													
Avg. Per Game					100.6		121.4		McBride		3		84		28.0		63t		1													
Total Rushes					403		444		Rodgers-Cromartie		3		72		24.0		58t		1													
NET YARDS PASSING					4347		4783		Meriweather		2		26		13.0		26		0													
Avg. Per Game					271.7		298.9		Unga		2		1		0.5		1		0													
Sacked/Yards Lost					27/157		23/137		Hosley		1		17		17.0		17		0													
Gross Yards					4504		4920		Amukamara		1		6		6.0		6		0													
Att./Completions					623/392		638/423		Casillas		1		0		0.0		0		0													
Completion Pct.					62.9		66.3		Collins		1		0		0.0		0		0													
Had Intercepted					14		15		Kennard		1		0		0.0		0		0													
PUNTS/AVERAGE					76/44.5		64/46.2		TEAM		15		206		13.7		63t		2													
NET PUNTING AVG.					76/38.9		64/38.9		OPPONENTS		14		180		12.9		35t		2													
PENALTIES/YARDS					102/779		120/1077		* PUNTING		No.		Yds		Avg		Net		TB		In		Lg		B							
FUMBLES/BALL LOST					22/7		28/13		Wing		76		3380		44.5		38.9		6		33		64		0							
TOUCHDOWNS					47		50		TEAM		76		3380		44.5		38.9		6		33		64		0							
Rushing					5		15		OPPONENTS		64		2956		46.2		38.9		5		17		69		1							
Passing					36		31		* PUNT RETURNS		Ret		FC		Yds		Avg		Long		TD											
Returns					6		4		D. Harris		34		7		341		10.0		80t		1											
* SCORE BY PERIODS					Q1		Q2		Q3		Q4		OT		PTS		Beckham		2		2		26		13.0		21		0			
TEAM					71		138		74		137		0		420		TEAM		36		9		367		10.2		80t		1			
OPPONENTS					87		126		86		140		3		442		OPPONENTS		30		21		300		10.0		82		0			
* SCORING					TD-Ru-Pa-Rt		K-PAT		FG		S		PTS		* KICKOFF		RETURNS		No.		Yds		Avg		Long		TD					
Brown					0		0		0		0		44/45		30/32		0		134		D. Harris		22		631		28.7		100t		1	
Beckham					13		0		13		0				0		78		Vereen		14		321		22.9		46		0			
Randle					8		0		8		0				0		48		Edwards		1		20		20.0		20		0			
D. Harris					6		0		4		2				0		36		Herzlich		1		6		6.0		6		0			
Jennings					4		3		1		0		1		26		Jennings		1		-7		-7.0		-7		0					
Vereen					4		0		4		0				0		24		TEAM		39		971		24.9		100t		1			
Tye					3		0		3		0				0		18		OPPONENTS		54		1095		20.3		101t		1			
Donnell					2		0		2		0				0		12		* FIELD GOALS		1-19		20-29		30-39		40-49		50+			
Rodgers-Cromart					2		0		0		2				0		12		Brown		1/ 1		6/ 6		12/12		8/10		3/3			
Williams					1		1		0		0				0		8		TEAM		1/ 1		6/ 6		12/12		8/10		3/3			
Darkwa					1		1		0		0				0		6		OPPONENTS		0/ 0		9/ 9		10/12		6/ 7		6/7			
McBride					1		0		0		1				0		6		Brown: (50G,40G,30G,19G)(38G,44G)(35G,36G,48G)													
Wade					1		0		0		1				0		6		(47G)(22G,41G,24G)()(47G,34G)()(35G,35G,53G,44G)													
White					1		0		1		0				0		6		(37G,38G,53G,29G)()(20G,35G,48N)(35G,48N)()(27G)													
TEAM					47		5		36		6		44/45		30/32		1		420		(22G,30G,48G)											
OPPONENTS					50		15		31		4		47/48		31/35		0		442		OPP: (21G,32G)(42G)(44G,37G)(51G,30N)(43G,22G)											
2-Pt Conv: Williams					9.5,		Jenkins		3,		Moore		TM 3,								(37G,39G)(30G,48G)(50G)(25G,28G,43N,21G,53G)											
SACKS: Ayers					9.5,		Jenkins		3,		Moore		TM 3,								(31G,54G)(51B,41G,33G)(24G,24G,31G)(36G)(34B,											
Casillas					2,		Brinkley		1,		Dahl		1,								43G)(32G,52G,22G,53G,27G)()											
Pierre-Paul					1,		Selvie		1,		Whitlock		1,		Kuhn		0.5,		TM 23,		OPP 27		FUM/LOST: Manning		11/4,		D. Harris		3/0,			
Jennings					3/2,		Beckham		2/0,		Aiken(LG)		1/0,		Aiken(TM)		1/0,		Ott		1/0,		Tye		1/1							
* PASSING					Att		Cmp		Yds		Cmp%		Yds/Att		TD		TD%		Int		Int%		Long		Sack/Lost		Rating					
Manning					618		387		4436		62.6		7.18		35		5.7		14		2.3		87t		27/ 157		93.6					
Nassib					5		5		68		100.0		13.60		1		20.0		0		0.0		25t		0/ 0		158.3					
TEAM					623		392		4504		62.9		7.23		36		5.8		14		2.2		87t		27/ 157		94.5					
OPPONENTS					638		423		4920		66.3		7.71		31		4.9		15		2.4		76t		23/ 137		95.9					

WON 7. LOST 9 * RUSHING

SACKS: Cox 9.5, Barwin 7, Graham 6.5, Curry 3.5, Kendricks 3, Thurmond 2, Smith 1.5, Braman 1, Hicks 1, Logan 1, Thornton 1, TM 37, OPP 37 FUM/LOST: Bradford 10/3, Mathews 3/3, Kelce 2/0, Matthews 2/1, Murray 2/2, Sproles 2/0, Agholor 1/1, Barner 1/1, Celek 1/0, Ertz 1/1, Sanchez 1/1

WON 7, LOST 9										* RUSHING										No. Yds		Avg Long TD			
09/13 W 34-31 OT Seattle										51,792		Gurley										229 1106		4.8 71t 10	
09/20 L 10-24 at Washington										72,460		Austin										52 434		8.3 60 4	
09/27 L 6-12 Pittsburgh										52,433		Mason										75 207		2.8 15 1	
10/04 W 24-22 at Arizona										63,146		B. Cunningham										37 140		3.8 40 0	
10/11 L 10-24 at Green Bay										78,432		Givens TM										1 24		24.0 24 0	
10/25 W 24- 6 Cleveland										51,523		Foles										17 20		1.2 10 1	
11/01 W 27- 6 San Francisco										51,207		M. Brown										4 17		4.3 13 0	
11/08 L 18-21 OT at Minnesota										52,406		Keenum										12 5		0.4 4 0	
11/15 L 13-37 Chicago										58,653		Pead TM										2 3		1.5 4 0	
11/22 L 13-16 at Baltimore										71,105		TEAM										429 1956		4.6 71t 16	
11/29 L 7-31 at Cincinnati										61,022		OPPONENTS										453 1820		4.0 47 7	
12/06 L 3-27 Arizona										51,115		* RECEIVING										No. Yds		Avg Long TD	
12/13 W 21-14 Detroit										51,202		Austin										52 473		9.1 66t 5	
12/17 W 31-23 Tampa Bay										51,295		Cook										39 481		12.3 49 0	
12/27 W 23-17 at Seattle										69,080		Britt										36 681		18.9 60t 3	
01/03 L 16-19 OT at San Francisco										70,799		B. Cunningham										26 250		9.6 42 0	
St.L. Opp.										Kendricks										25 245		9.8 37t 2			
TOTAL FIRST DOWNS										241 320		Gurley										21 188		9.0 31 0	
Rushing										92 98		Mason										18 88		4.9 16 0	
Passing										126 192		Welker										13 102		7.8 14 0	
Penalty										23 30		Marquez										13 88		6.8 14 0	
3rd Down: Made/Att										52/201 78/225		Bailey										12 182		15.2 68 1	
3rd Down Pct.										25.9 34.7		Quick										10 102		10.2 37 0	
4th Down: Made/Att										4/13 4/15		Harkey										5 26		5.2 12 0	
4th Down Pct.										30.8 26.7		Davis										1 20		20.0 20 0	
POSSESSION AVG.										27:35 32:25		Givens TM										1 7		7.0 7 0	
TOTAL NET YARDS										4761 5885		M. Brown										1 -2		-2.0 -2 0	
Avg. Per Game										297.6 367.8		TEAM										273 2931		10.7 68 11	
Total Plays										920 1091		OPPONENTS										399 4301		10.8 87t 21	
Avg. Per Play										5.2 5.4		* INTERCEPTIONS										No. Yds		Avg Long TD	
NET YARDS RUSHING										1956 1820		Johnson										7 136		19.4 58t 1	
Avg. Per Game										122.3 113.8		Jenkins										3 0		0.0 0 0	
Total Rushes										429 453		Sims										1 42		42.0 42 0	
NET YARDS PASSING										2805 4065		McLeod										1 4		4.0 4 0	
Avg. Per Game										175.3 254.1		Laurinaitis										1 0		0.0 0 0	
Sacked/Yards Lost										18/126 41/236		TEAM										13 182		14.0 58t 1	
Gross Yards										2931 4301		OPPONENTS										11 131		11.9 45t 2	
Att./Completions										473/273 597/399		* PUNTING										No. Yds		Avg Net TB In Lg B	
Completion Pct.										57.7 66.8		Hekker										96 4601		47.9 43.7 6 41 68 0	
Had Intercepted										11 13		Hocker LG										1 43		43.0 0 1 43 0	
PUNTS/AVERAGE										96/47.9 83/44.8		TEAM										96 4601		47.9 43.7 6 41 68 0	
NET PUNTING AVG.										96/43.7 83/38.8		OPPONENTS										83 3721		44.8 38.8 10 26 73 0	
PENALTIES/YARDS										122/1007 109/992		* PUNT RETURNS										Ret FC Yds		Avg Long TD	
FUMBLES/BALL LOST										22/10 28/13		Austin										34 15		268 7.9 75t 1	
TOUCHDOWNS										31 32		Welker										2 0		23 11.5 13 0	
Rushing										16 7		Bates										1 0		0 0.0 0 0	
Passing										11 21		Davis										1 0		4 4.0 4 0	
Returns										4 4		Jenkins										1 0		5 5.0 5 0	
* SCORE BY PERIODS										Q1 Q2 Q3 Q4 OT PTS		TEAM										39 15		300 7.7 75t 1	
TEAM										69 93 64 51 3 280		OPPONENTS										40 25		289 7.2 57t 1	
OPPONENTS										77 71 72 104 6 330		* KICKOFF RETURNS										No. Yds		Avg Long TD	
* SCORING										TD-Ru-Pa-Rt K-PAT FG S PTS		B. Cunningham										25 714		28	

WON 5, LOST 11 * RUSHING

ON 5, LOST 11										* RUSHING										No.	Yds	Avg	Long	TB							
09/14 W 20- 3	Minnesota								70,799	Hyde							115	470	4.1	22	3										
09/20 L 18-43	at Pittsburgh								66,472	Draughn LG							78	273	3.5	30	1										
09/27 L 7-47	at Arizona								63,663	Draughn TM							76	263	3.5	30	1										
10/04 L 3-17	Green Bay								70,799	Kaepernick							45	256	5.7	15	1										
10/11 L 27-30	at New York Giants								78,515	Harris LG							48	189	3.9	47	0										
10/18 W 25-20	Baltimore								70,799	Harris TM							27	140	5.2	47	0										
10/22 L 3-20	Seattle								70,799	Gabbert							32	185	5.8	44t	1										
11/01 L 6-27	at St. Louis								51,207	M. Davis							35	58	1.7	13	0										
11/08 W 17-16	Atlanta								70,799	Hayne							17	52	3.1	11	0										
11/22 L 13-29	at Seattle								68,993	Gaskins							16	38	2.4	14	0										
11/29 L 13-19	Arizona								70,799	Bush							8	28	3.5	9	0										
12/06 W 26-20 OT	at Chicago								62,088	Cadet TM							7	16	2.3	4	0										
12/13 L 10-24	at Cleveland								63,916	Miller							6	14	2.3	4	1										
12/20 L 14-24	Cincinnati								70,799	P. Thomas TM							4	12	3.0	4	0										
12/27 L 17-32	at Detroit								61,313	Ellington							1	7	7.0	7	0										
01/03 W 19-16 OT	St. Louis								70,799	Patton							1	5	5.0	5	0										
	S.F.						Opp.			TEAM							390	1544	4.0	47	7										
TOTAL FIRST DOWNS										261							504	2020	4.0	71t	20										
Rushing										83																					
Passing										154																					
Penalty										24																					
3rd Down: Made/Att										65/213				82/210																	
3rd Down Pct.										30.5				39.0																	
4th Down: Made/Att										9/19				6/11																	
4th Down Pct.										47.4				54.5																	
POSSESSION AVG.										26:45				33:40																	
TOTAL NET YARDS										4860				6199																	
Avg. Per Game										303.8				387.4																	
Total Plays										969				1081																	
Avg. Per Play										5.0				5.7																	
NET YARDS RUSHING										1544				2020																	
Avg. Per Game										96.5				126.3																	
Total Rushes										390				504																	
NET YARDS PASSING										3316				4179																	
Avg. Per Game										207.3				261.2																	
Sacked/Yards Lost										53/330				28/196																	
Gross Yards										3646				4375																	
Att./Completions										526/322				549/375																	
Completion Pct.										61.2				68.3																	
Had Intercepted										12				9																	
PUNTS/AVERAGE										92/43.7				74/45.4																	
NET PUNTING AVG.										92/39.5				74/40.5																	
PENALTIES/YARDS										113/823				112/920																	
FUMBLES/BALL LOST										21/5				10/3																	
TOUCHDOWNS										24				43																	
Rushing										7				20																	
Passing										16				21																	
Returns										1				2																	
* SCORE BY PERIODS										Q1	Q2	Q3	Q4	OT	PTS																
TEAM										25	93	42	69	9	238																
OPPONENTS										79	163	56	89	0	387																
* SCORING										TD-Ru-Pa-Rt	K-PAT	FG	S	PTS																	
Dawson										0	0	0	0	20/21	24/27	0	92														
T. Smith										4	0	4	0			0	26														
Boldin										4	0	4	0			0	24														
Celek										3	0	3	0			0	18														
Hyde										3	3	0	0			0	18														
McDonald										3	0	3	0			0	18														
Draughn LG										1	1	0	0			0	6														
Draughn TM										1	1	0	0			0	6														
Gabbert										1	1	0	0			0	6														
Kaepernick										1	1	0	0			0	6														
Miller										1	1	0	0			0	6														
Patton										1	0	1	0			0	6														
Simpson										1	0	1	0			0	6														
Ward										1	0	0	1			0	6														
TEAM										24	7	16	1	20/21	24/27	0	238														
OPPONENTS										43	20	21	2	35/39	28/37	2	387														
2-Pt Conv: T. Smith, TM 1-2, OPP 3-4																															
SACKS: Brooks 6.5, Lynch 6.5, Bowman 2.5, Dial 2.5, Armstead 2, Tartt 2,																															
Armstrong LG 1, Bethea 1, Carradine 1, Purcell 1, Reid 1, Ward 1, Williams 1, TM 28, OPP 53																															
FUM/LOST: Kaepernick 5/1, Gabbert 4/1, Ellington 3/1, Hayne 3/1, McDonald 2/0, Boldin 1/1, Draughn(TM) 1/0, Draughn(LG) 1/0, Harris(LG) 1/1, Hyde 1/0, White 1/0																															
										</																					

WON 10, LOST 6										* RUSHING										No.		Yds	Avg		Long	TD
09/13	L	31-34	OT	at St. Louis	51,792	Rawls	147	830	5.6	69t	4															
09/20	L	17-27		at Green Bay	78,433	Wilson	103	553	5.4	24	1															
09/27	W	26- 0		Chicago	69,002	Lynch	111	417	3.8	24	3															
10/05	W	13-10		Detroit	69,005	Michael LG	54	243	4.5	45	0															
10/11	L	24-27	OT	at Cincinnati	65,004	Michael TM	39	192	4.9	45	0															
10/18	L	23-27		Carolina	69,020	F. Jackson	26	100	3.8	16	0															
10/22	W	20- 3		at San Francisco	70,799	Brown LG	26	72	2.8	18	1															
11/01	W	13-12		at Dallas	91,486	Brown TM	26	72	2.8	18	1															
11/15	L	32-39		Arizona	69,005	Harris TM	21	49	2.3	6	0															
11/22	W	29-13		San Francisco	68,993	Coleman	8	32	4.0	19	0															
11/29	W	39-30		Pittsburgh	69,055	Lockett	5	20	4.0	8	0															
12/06	W	38- 7		at Minnesota	52,430	Rod Smith TM	2	5	2.5	3	0															
12/13	W	35- 6		at Baltimore	71,179	K. Williams	1	5	5.0	5	0															
12/20	W	30-13		Cleveland	69,002	Tukuafu	4	1	0.3	4	0															
12/27	L	17-23		St. Louis	69,080	T. Jackson	8	-8	-1.0	-1	0															
01/03	W	36- 6		at Arizona	64,646	TEAM	501	2268	4.5	69t	10															
Sea. Opp.					OPPONENTS					362	1304	3.6	48t	10												
TOTAL FIRST DOWNS					335	273	* RECEIVING					No.		Yds	Avg		Long	TD								
Rushing					128	71	Baldwin					78	1069	13.7	80t	14										
Passing					190	175	Lockett					51	664	13.0	49t	6										
Penalty					17	27	Kearse					49	685	14.0	50	5										
3rd Down: Made/Att					99/213	67/195	Graham					48	605	12.6	45	2										
3rd Down Pct.					46.5	34.4	F. Jackson					32	257	8.0	26	2										
4th Down: Made/Att					8/9	1/7	Willson					17	213	12.5	24	1										
4th Down Pct.					88.9	14.3	Helfet					13	130	10.0	20	0										
POSSESSION AVG.					31:40	28:20	Lynch					13	80	6.2	19	0										
TOTAL NET YARDS					6058	4668	Rawls					9	76	8.4	31t	1										
Avg. Per Game					378.6	291.8	Coffman LG					8	71	8.9	16	1										
Total Plays					1036	947	Coffman TM					4	29	7.3	8t	1										
Avg. Per Play					5.8	4.9	Lockette					4	69	17.3	40t	1										
NET YARDS RUSHING					2268	1304	Matthews TM					4	54	13.5	21	0										
Avg. Per Game					141.8	81.5	K. Smith					3	43	14.3	21	0										
Total Rushes					501	362	Michael LG					3	16	5.3	11	0										
NET YARDS PASSING					3790	3364	Michael TM					2	14	7.0	11	0										
Avg. Per Game					236.9	210.3	Daniels TM					2	18	9.0	12	0										
Sacked/Yards Lost					46/271	37/255	Richardson					1	40	40.0	4											

WON 6, LOST 10										* RUSHING										No.		Yds		Avg		Long		TD	
09/13 L 14-42		Tennessee		63,945		D. Martin		288		1402		4.9		84		6													
09/20 W 26-19		at New Orleans		73,006		Sims		107		529		4.9		59		0													
09/27 L 9-19		at Houston		71,718		Winston		54		213		3.9		21		6													
10/04 L 23-37		Carolina		57,468		Rainey		5		18		3.6		7		0													
10/11 W 38-31		Jacksonville		58,490		Lane		1		0		0.0		0		0													
10/25 L 30-31		at Washington		72,912		TEAM		455		2162		4.8		84		12													
11/01 W 23-20		OT at Atlanta		70,524		OPPONENTS		466		1606		3.4		21t		12													
11/08 L 18-32		New York Giants		64,351		* RECEIVING		No.		Yds		Avg		Long		TD													
11/15 W 10- 6		Dallas		64,133		Evans		74		1206		16.3		68		3													
11/22 W 45-17		at Philadelphia		69,596		Sims		51		561		11.0		56		4													
11/29 L 12-25		at Indianapolis		65,696		Jackson		33		543		16.5		36		3													
12/06 W 23-19		Atlanta		58,221		D. Martin		33		271		8.2		25		1													
12/13 L 17-24		New Orleans		62,138		Humphries		27		260		9.6		27															
12/17 L 23-31		at St. Louis		51,295		Brate LG		23		288		12.5		46		3													
12/27 L 21-26		Chicago		63,734		Brate TM		23		288		12.5		46		3													
01/03 L 10-38		at Carolina		74,169		Seferian-Jenkins		21		338		16.1		43t		4													
		T.B.		Opp.		Myers		12		127		10.6		17		0													
TOTAL FIRST DOWNS		336		351		Dye		11		132		12.0		44		1													
Rushing		99		104		Murphy		10		198		19.8		54		0													
Passing		201		208		Stocker		9		61		6.8		14		1													
Penalty		36		39		Shepard		3		28		9.3		18		1													
3rd Down: Made/Att		84/202		97/211		Rainey		3		16		5.3		8		0													
3rd Down Pct.		41.6		46.0		Lane		2		13		6.5		8		0													
4th Down: Made/Att		7/13		4/6		TEAM		312		4042		13.0		68		22													
4th Down Pct.		53.8		66.7		OPPONENTS		378		4072		10.8		60t		31													
POSSESSION AVG.		28:43		31:17		* INTERCEPTIONS		No.		Yds		Avg		Long		TD													
TOTAL NET YARDS		6014		5446		David		3		19		6.3		20t		1													
Avg. Per Game		375.9		340.4		Alexander		2		15		7.5		15		0													
Total Plays		1017		1044		McDougald		2		1		0.5		1		0													
Avg. Per Play		5.9		5.2		Conte		2		-4		-2.0		-2		0													
NET YARDS RUSHING		2162		1606		Verner		1		44		44.0		28		0													
Avg. Per Game		135.1		100.4		Moore		1		18		18.0		18		0													
Total Rushes		455		466		TEAM		11		93		8.5		26		1													
NET YARDS PASSING		3852		3840		OPPONENTS		15		212		14.1		46t		2													

WON 9, LOST 7										* RUSHING										No. Yds Avg Long TD									
09/13 L 10-17		Miami		76,512		Morris		202		751		3.7		48		1													
09/20 W 24-10		St. Louis		72,460		Jones		144		490		3.4		39t		3													
09/24 L 21-32		at New York Giants		76,081		Thompson		35		216		6.2		42		0													
10/04 W 23-20		Philadelphia		74,767		Thomas LG		15		64		4.3		11		0													
10/11 L 19-25 OT		at Atlanta		70,178		Thomas TM		11		52		4.7		11		0													
10/18 L 20-34		at New York Jets		78,160		Cousins		26		48		1.8		13t		5													
10/25 W 31-30		Tampa Bay		72,912		Young		6		10		1.7		5		0													
11/08 L 10-27		at New England		66,829		Crowder		2		2		1.0		2		0													
11/15 W 47-14		New Orleans		75,086		C. McCoy		3		-3		-1.0		-1		0													
11/22 L 16-44		at Carolina		74,418		TEAM		429		1566		3.7		48		9													
11/29 W 20-14		New York Giants		77,367		OPPONENTS		406		1962		4.8		70		10													
12/07 L 16-19		Dallas		80,444		* RECEIVING		No. Yds		Avg Long TD																			
12/13 W 24-21		at Chicago		61,026		Reed		87		952		10.9		32		11													
12/20 W 35-25		Buffalo		80,124		Garcon		72		777		10.8		39t		6													
12/26 W 38-24		at Philadelphia		69,596		Crowder		59		604		10.2		44		2													
01/03 W 34-23		at Dallas		90,127		Thompson		35		240		6.9		23		2													
		Wash.		Opp.		D. Jackson		30		528		17.6		77t		4													
TOTAL FIRST DOWNS		317		329		Grant		23		268		11.7		35		2													
Rushing		81		103		Jones		19		304		16.0		78t		1													
Passing		208		202		Carrier		17		141		8.3		20		1													
Penalty		28		24		Roberts		11		135		12.3		38		0													
3rd Down: Made/Att		94/216		78/207		Morris		10		55		5.5		12		0													
3rd Down Pct.		43.5		37.7		Thomas LG		9		84		9.3		15		0													
4th Down: Made/Att		7/12		11/20		Thomas TM		9		84		9.3		15		0													
4th Down Pct.		58.3		55.0		Ross		8		184		23.0		71t		1													
POSESSION AVG.		31:39		28:21		Young		6		22		3.7		8		0													
TOTAL NET YARDS		5661		6090		TEAM		386		4294		11.1		78t		30													
Avg. Per Game		353.8		380.6		OPPONENTS		354		4392		12.4		62t		30													
Total Plays		1011		1010		* INTERCEPTIONS		No. Yds		Avg Long TD																			
Avg. Per Play		5.6		6.0		Breeland		2		56		28.0		28		0													
NET YARDS RUSHING		1566		1962		Blackmon		2		7		3.5		6		0													
Avg. Per Game		97.9		122.6		Riley		2		7		3.5		7		0													
Total Rushes		429		406		K. Robinson		1		44		44.0		44		0													
NET YARDS PASSING		4095		4128		Goldson		1		35		35.0		35t		1													
Avg. Per Game		255.9		258.0		W. Compton		1		24		24.0		24		0													
Sacked/Yards Lost		27/199		38/264		T. Robinson		1		8		8.0		8		0													
Gross Yards		4294		4392		Dunbar		1		0		0.0		0		0													
Att./Completions		555/386		566/354		TEAM		11		181		16.5		44		1													
Completion Pct.		69.5		62.5		OPPONENTS		11		140		12.7		5															



**2015
PLAY-BY-PLAYS**

MARCUS MARIOTA THROWS FOUR TDS AS TITANS ROLL IN OPENER

**BY JIM WYATT
TITANS ONLINE
SEPTEMBER 14, 2015**

TAMPA, Fla. — Marcus Mariota's NFL debut will go down in history.

The Titans rookie quarterback became just the second player in NFL history to throw for four touchdowns in his first NFL start on Sunday. Mariota, the second overall pick of the draft, put on a show in a season opening 42-14 win over the Buccaneers.

Mariota threw all four of his touchdown passes in the first half as the Titans jumped out to a big lead. Fran Tarkenton threw four touchdowns in his rookie debut with the Vikings back in 1961.

Mariota's passer rating was a perfect 158.3. He completed 13-of-16 passes for 209 yards in the contest, along with the four touchdowns.

Afterward, Mariota admitted the start exceeded his own expectations.

"It felt great," Mariota said. "I'm proud of the guys in the locker room. We worked hard all week, and to be successful, it's good for us...The entire offense played well. We had some success today."

It was all Mariota from the get-go.

"Now he has shown everybody what he can do in a real game and a lot of people will be surprised," receiver Kendall Wright said. "But that's the way he played all training camp and all of the preseason. It's what we expected."

Mariota connected with Wright for a 48-yard touchdown pass on the game's opening drive. After faking a handoff to running back Dexter McCluster, Mariota delivered a strike to Wright, who outraced

Tampa Bay safety Chris Conte to the end zone.

Following a defensive touchdown, Mariota connected with running back Bishop Sankey for a 12-yard touchdown to give the Titans a 21-0 lead at the end of the first quarter.

Mariota's third touchdown pass was a four-yarder to receiver Harry Douglas. His fourth touchdown pass was a one-yarder to tight end Delanie Walker, which made it 35-7 before halftime.

It was a heck of a start for Mariota, the second overall pick of the draft. Mariota and Tampa Bay's Jameis Winston became the first set of rookie starting quarterbacks drafted first and second in the same draft to open the season against each other.

"Marcus is so poised, he is so confident," tackle Taylor Lewan said. "The way he plays football, he is a born leader and I am excited to have him on the team. And while I know he's not going to admit it, I bet he was pretty pumped to beat the first overall pick. I had two tackles taken ahead of me and I was pretty salty about that. I still am."

Mariota also rushed twice for six yards in the contest. He was sacked twice.

Back-up quarterback Zach Mettenberger replaced Mariota in the fourth quarter, when the quarterback received handshakes and hugs on the sideline from his teammates.

"Marcus," rookie tackle Jeremiah Poutasi said, "he played a great game, what else can you say? A lot of people might be surprised at how well he played, but he did just what we expected him to do. He's a great player."

Mariota did an interview with ESPN before leaving the locker room with a Hawaiian lei around his neck. A crowd of national reporters surrounded the podium as he spoke.

In the coming days, he'll be lauded for his poise, and performance in Week One.

Mariota said he's already focused on Cleveland, next week's opponent.

He downplayed the significance of his individual performance.

"It means we're 1 and 0," Mariota said. "For me, it's taking it one day at a time and just executing to the best of my abilities. It's a good start for us, but it's the first game. We have to continue to get better and not focus on stats."

"I am just excited for next week. We have an opportunity to continue to put our best foot forward and for me, that's exciting."

###

National Football League Game Summary

NFL Copyright © 2015 by The National Football League. All rights reserved. This summary and play-by-play is for the express purpose of assisting media in their coverage of the game; any other use of this material is prohibited without the written permission of the National Football League. Updated: 10/7/2015

Date: Sunday, 9/13/2015 Tennessee Titans at Tampa Bay Buccaneers Start Time: 4:25 PM EST
at Raymond James Stadium, Tampa, FL

Game Day Weather
Game Weather: Cloudy Temp: 84° F (28.9° C) Humidity: 66%, Wind: NNE 8 mph
Played Outdoor on Turf: Natural Grass Outdoor Weather: Cloudy, Wind Chill: 90

Officials
Referee: Hussey, John (35) Umpire: Michalek, Tony (115) Head Linesman: Mackie, Wayne (106)
Line Judge: Marinucci, Ron (107) Side Judge: Baynes, Allen (56) Field Judge: Buchanan, Jimmy (86)
Back Judge: Ferguson, Keith (61) Replay Official: Wimmer, Mike ()

Tennessee Titans				Tampa Bay Buccaneers			
Offense		Defense		Offense		Defense	
WR	83 H.Douglas	DE	90 D.Jones	WR	83 V.Jackson	LE	94 G.Johnson
TE	82 D.Walker	NT	96 A.Woods	LT	76 D.Smith	DT	93 G.McCoy
LT	77 T.Lewan	DT	99 J.Casey	LG	70 L.Mankins	DT	98 C.McDonald
LG	76 B.Bell	OLB	91 D.Morgan	C	62 E.Smith	RE	56 J.Smith
C	62 B.Schwenke	ILB	55 Z.Brown	RG	74 A.Marpet	SLB	51 D.Lansanah
RG	70 C.Warmack	ILB	54 A.Williamson	RT	78 G.Cherilus	MLB	58 K.Alexander
RT	73 J.Poutasi	OLB	98 B.Orakpo	TE	87 A.Seferian-Jenkins	WLB	54 L.David
TE	88 C.Stevens	CB	29 P.Cox	WR	18 L.Murphy	CB	21 A.Verner
WR	13 K.Wright	SS	21 D.Searcy	QB	3 J.Winston	CB	27 J.Banks
GB	8 M.Mariota	FS	33 M.Griffin	RB	22 D.Martin	SS	31 M.Wright
RB	20 B.Sankey	CS	24 C.Sensabaugh	TE	88 L.Stocker	FS	30 B.McDougald

Substitutions Substitutions
K 4 R.Succop, P 6 B.Kern, QB 7 Z.Mettenberger, WR 15 J.Hunter, WR 17 D.Green-Beckham, RB 22 D.McCluster, CB 25 B.Wreh-Wilson, DB 28 M.Huff, RB 35 T.West, CB 37 C.Riggs, S 39 D.Stafford, FB 45 J.Fowler, LS 48 B.Brinkley, DE 51 D.Bass, LB 52 S.Johnson, LB 53 D.Mount, ILB 59 W.Woodyard, C/G 69 A.Gallik, T/G 79 J.Meredith, TE 80 A.Fasano, TE 89 P.Supernaw, DL 93 M.Martin, DE 95 A.Blackson, DL 97 K.Klug
K 2 K.Brindza, P 5 J.Schum, WR 11 A.Humphries, DB 23 C.Conte, DB 26 S.Moore, CB 28 T.Jennings, RB 34 C.Sims, S 36 D.Swearingen, S 37 K.Tandy, RB 43 B.Rainey, FB 46 J.Lane, LS 48 A.DePaola, LB 50 B.Carter, LB 52 J.George, LB 53 J.Johnson, T 64 K.Pamphile, OL 65 M.Masifilo, DE 77 T.McDaniel, TE 82 B.Myers, WR 89 R.Shepard, DT 90 H.Melton, DE 92 W.Gholston

Did Not Play Did Not Play
QB 8 M.Glennon, G 60 J.Warren
Not Active Not Active
QB 12 C.Whitehurst, RB 26 A.Andrews, CB 30 J.McCourty, G 60 Q.Spain, TE 85 C.Coffman, DE 92 R.Pitoitua, NT 94 S.Hill
QB 4 R.Griffin, WR 13 M.Evans, CB 24 M.Jenkins, RB 25 M.James, C 66 E.Kush, LB 91 K.Brown, DE 96 T.Fatinikun

Field Goals (made () & missed)

		1	2	3	4	OT	Total
VISITOR:	Tennessee Titans	21	14	7	0	0	42
HOME:	Tampa Bay Buccaneers	0	7	0	7	0	14

Scoring Plays							
Team	Qtr	Time	Play Description (Extra Point) (Drive Info)			Visitor	Home
Titans	1	13:10	K.Wright 52 yd. pass from M.Mariota (R.Succop kick) (4-89, 1:50)			7	0
Titans	1	11:48	C.Sensabaugh 26 yd. interception return (R.Succop kick)			14	0
Titans	1	6:49	B.Sankey 12 yd. pass from M.Mariota (R.Succop kick) (6-63, 3:27)			21	0
Buccaneers	2	14:54	A.Seferian-Jenkins 5 yd. pass from J.Winston (K.Brindza kick) (12-68, 6:55)			21	7
Titans	2	3:47	H.Douglas 4 yd. pass from M.Mariota (R.Succop kick) (9-56, 6:02)			28	7
Titans	2	0:48	D.Walker 1 yd. pass from M.Mariota (R.Succop kick) (6-32, 1:49)			35	7
Titans	3	8:02	B.Sankey 1 yd. run (R.Succop kick) (6-54, 4:21)			42	7
Buccaneers	4	9:18	A.Seferian-Jenkins 41 yd. pass from J.Winston (K.Brindza kick) (8-72, 3:18)			42	14
Paid Attendance: 63,945						Time: 3:06	

Final Team Statistics

	Visitor Titans	Home Buccaneers
TOTAL FIRST DOWNS	20	16
By Rushing	7	4
By Passing	11	11
By Penalty	2	1
THIRD DOWN EFFICIENCY	4-9-44%	3-14-21%
FOURTH DOWN EFFICIENCY	0-0-0%	2-4-50%
TOTAL NET YARDS	309	273
Total Offensive Plays (inc. times thrown passing)	49	63
Average gain per offensive play	6.3	4.3
NET YARDS RUSHING	124	92
Total Rushing Plays	32	26
Average gain per rushing play	3.9	3.5
Tackles for a loss-number and yards	1-3	2-4
NET YARDS PASSING	185	181
Times thrown - yards lost attempting to pass	2-24	4-29
Gross yards passing	209	210
PASS ATTEMPTS-COMPLETIONS-HAD INTERCEPTED	15-13-0	33-16-2
Avg gain per pass play (inc.# thrown passing)	10.9	4.9
KICKOFFS Number-In End Zone-Touchbacks	7-6-4	3-3-2
PUNTS Number and Average	4-47.3	4-47.0
Had Blocked	0	0
FGs - PATs Had Blocked	0-0	0-0
Net Punting Average	43.0	43.5
TOTAL RETURN YARDAGE (Not Including Kickoffs)	48	17
No. and Yards Punt Returns	2-14	2-17
No. and Yards Kickoff Returns	1-17	3-83
No. and Yards Interception Returns	2-34	0-0
PENALTIES Number and Yards	8-55	12-97
FUMBLES Number and Lost	2-1	2-0
TOUCHDOWNS	6	2
Rushing	1	0
Passing	4	2
Interceptions	1	0
EXTRA POINTS Made-Attempts	6-6	2-2
Kicking Made-Attempts	6-6	2-2
FIELD GOALS Made-Attempts	0-0	0-0
RED ZONE EFFICIENCY	4-4-100%	1-2-50%
GOAL TO GO EFFICIENCY	3-3-100%	1-2-50%
SAFETIES	0	0
FINAL SCORE	42	14
TIME OF POSSESSION	31:31	28:29

Final Individual Statistics

Tennessee Titans

RUSHING	ATT	YDS	AVG	LG	TD
B.Sankey	12	74	6.2	16	1
T.West	13	41	3.2	12	0
D.McCluster	2	8	4.0	5	0
M.Mariota	2	6	3.0	9	0
Z.Mettenberger	3	-5	-1.7	-1	0
Total	32	124	3.9	16	1

PASSING	ATT	CMP	YDS	SK/YD	TD	LG	IN	RT
M.Mariota	15	13	209	2/24	4	52	0	158.3
Total	15	13	209	2/24	4	52	0	158.3

PASS RECEIVING	TAR	REC	YDS	AVG	LG	TD
K.Wright	4	4	101	25.3	52	1
D.Walker	3	3	43	14.3	22	1
H.Douglas	2	2	24	12.0	20	1
B.Sankey	3	2	12	6.0	12	1
A.Fasano	1	1	18	18.0	18	0
J.Hunter	2	1	11	11.0	11	0
Total	15	13	209	16.1	52	4

INTERCEPTIONS	NO	YDS	AVG	LG	TD
C.Sensabaugh	1	26	26.0	26	1
D.Mount	1	8	8.0	8	0
Total	2	34	17.0	26	1

PUNTING	NO	YDS	AVG	NET	TB	IN20	LG
B.Kern	4	189	47.3	43.0	0	1	57
Total	4	189	47.3	43.0	0	1	57

PUNT RETURNS	NO	YDS	AVG	FC	LG	TD
D.McCluster	2	14	7.0	0	13	0
[DOWNED]	1	0	0.0	0	0	0
[OUT OF BOUNDS]	1	0	0.0	0	0	0
Total	2	14	7.0	0	13	0

KICKOFF RETURNS	NO	YDS	AVG	FC	LG	TD
B.Sankey	1	17	17.0	0	17	0
[TOUCHBACK]	2	0	0.0	0	0	0
Total	1	17	17.0	0	17	0

Tampa Bay Buccaneers

RUSHING	ATT	YDS	AVG	LG	TD
D.Martin	11	52	4.7	14	0
J.Winston	6	18	3.0	8	0
C.Sims	5	12	2.4	7	0
B.Rainey	3	10	3.3	7	0
J.Lane	1	0	0.0	0	0
Total	26	92	3.5	14	0

PASSING	ATT	CMP	YDS	SK/YD	TD	LG	IN	RT
J.Winston	33	16	210	4/29	2	41	2	64.0
Total	33	16	210	4/29	2	41	2	64.0

PASS RECEIVING	TAR	REC	YDS	AVG	LG	TD
A.Seferian-Jenkins	7	5	110	22.0	41	2
V.Jackson	11	4	51	12.8	18	0
C.Sims	5	2	23	11.5	18	0
A.Humphries	4	2	14	7.0	12	0
R.Shepard	1	1	6	6.0	6	0
B.Rainey	1	1	4	4.0	4	0
D.Martin	1	1	2	2.0	2	0
L.Murphy	3	0	0	0.0	0	0
Total	33	16	210	13.1	41	2

INTERCEPTIONS	NO	YDS	AVG	LG	TD
Total	0	0	0	0	0

PUNTING	NO	YDS	AVG	NET	TB	IN20	LG
J.Schum	4	188	47.0	43.5	0	0	56
Total	4	188	47.0	43.5	0	0	56

PUNT RETURNS	NO	YDS	AVG	FC	LG	TD
B.Rainey	2	17	8.5	0	19	0
[DOWNED]	1	0	0.0	0	0	0
[OUT OF BOUNDS]	1	0	0.0	0	0	0
Total	2	17	8.5	0	19	0

KICKOFF RETURNS	NO	YDS	AVG	FC	LG	TD
B.Rainey	3	83	27.7	0	32	0
[TOUCHBACK]	4	0	0.0	0	0	0
Total	3	83	27.7	0	32	0

Tennessee Titans

FUMBLES	FUM	LOST	OWN-REC	YDS	TD	FORCED	OPP-REC	YDS	TD	OUT-BDS
B.Sankey	1	0	0	0	0	0	0	0	0	0
T.West	1	1	0	0	0	0	0	0	0	0
J.Fowler	0	0	1	0	0	0	0	0	0	0
A.Blackson	0	0	0	0	0	1	0	0	0	0
Total	2	1	1	0	0	1	0	0	0	0

Tampa Bay Buccaneers

FUMBLES	FUM	LOST	OWN-REC	YDS	TD	FORCED	OPP-REC	YDS	TD	OUT-BDS
J.Winston	2	0	2	-7	0	0	0	0	0	0
L.David	0	0	0	0	0	1	0	0	0	0
H.Melton	0	0	0	0	0	1	0	0	0	0
G.Johnson	0	0	0	0	0	0	1	0	0	0
Total	2	0	2	-7	0	2	1	0	0	0

First Quarter

TB wins the coin toss and elects to defer. TEN elects to Receive, and TB elects to defend the north goal.

K.Brindza kicks 71 yards from TB 35 to TEN -6. B.Sankey to TEN 11 for 17 yards (B.Carter).

Tennessee Titans at 15:00, (1st play from scrimmage 14:56)

1-10-TEN 11	(14:56) M.Mariota pass incomplete short right to B.Sankey (M.Wright).	
	<i>PENALTY on TB-M.Wright, Unnecessary Roughness, 15 yards, enforced at TEN 11 - No Play.</i>	X1
<u>1-10-TEN 26</u>	(14:50) B.Sankey left tackle to TEN 26 for no gain (C.McDonald).	
2-10-TEN 26	(14:12) M.Mariota pass incomplete short left to B.Sankey.	
3-10-TEN 26	(14:06) (Shotgun) M.Mariota pass short middle to D.Walker to TEN 48 for 22 yards (C.Conte).	P2
<u>1-10-TEN 48</u>	(13:22) (Shotgun) M.Mariota pass short right to K.Wright for 52 yards, TOUCHDOWN.	P3
	R.Succop extra point is GOOD, Center-B.Brinkley, Holder-B.Kern.	

TEN 7 TB 0, 4 plays, 89 yards, 1 penalty, 1:50 drive, 1:50 elapsed

R.Succop kicks 68 yards from TEN 35 to TB -3. B.Rainey to TB 20 for 23 yards (P.Supernaw).

Tampa Bay Buccaneers at 13:10, (1st play from scrimmage 13:04)

1-10-TB 20	(13:04) D.Martin right guard to TB 25 for 5 yards (D.Jones).	
2-5-TB 25	(12:33) D.Martin right guard to TB 27 for 2 yards (D.Morgan).	
3-3-TB 27	(11:58) (Shotgun) J.Winston pass short left intended for A.Humphries INTERCEPTED by C.Sensabaugh at TB 26. C.Sensabaugh for 26 yards, TOUCHDOWN.	

Tennessee Titans at 11:48

R.Succop extra point is GOOD, Center-B.Brinkley, Holder-B.Kern.

TEN 14 TB 0, 0 plays, 26 yards, 0:00 drive , 3:12 elapsed

R.Succop kicks 65 yards from TEN 35 to end zone, Touchback.

Tampa Bay Buccaneers at 11:48

1-10-TB 20	(11:48) J.Winston pass incomplete short right to V.Jackson.	
2-10-TB 20	(11:43) D.Martin right guard to TB 18 for -2 yards (J.Casey).	
3-12-TB 18	(11:07) (Shotgun) J.Winston scrambles left end to TB 21 for 3 yards (D.Morgan).	
4-9-TB 21	(10:23) (Punt formation) J.Schum punts 42 yards to TEN 37, Center-A.DePaola, out of bounds.	

Tennessee Titans at 10:16

1-10-TEN 37	(10:16) B.Sankey left guard to TEN 44 for 7 yards (D.Swearinger, L.David).	
2-3-TEN 44	<i>(9:36) PENALTY on TEN-J.Poutasi, False Start, 5 yards, enforced at TEN 44 - No Play.</i>	
2-8-TEN 39	(9:08) (Shotgun) M.Mariota pass short middle to J.Hunter to 50 for 11 yards (A.Verner).	P4
<u>1-10-50</u>	(8:50) (No Huddle, Shotgun) M.Mariota pass short middle to K.Wright to TB 37 for 13 yards (B.McDougald).	P5
<u>1-10-TB 37</u>	<i>(8:50) PENALTY on TB-G.McCoy, Neutral Zone Infraction, 5 yards, enforced at TB 37 - No Play.</i>	
1-5-TB 32	(7:39) M.Mariota pass incomplete short right to J.Hunter (K.Alexander).	
2-5-TB 32	(7:35) (Shotgun) M.Mariota pass deep right to H.Douglas to TB 12 for 20 yards (J.Banks).	P6
<u>1-10-TB 12</u>	(6:56) M.Mariota pass short right to B.Sankey for 12 yards, TOUCHDOWN.	P7
	R.Succop extra point is GOOD, Center-B.Brinkley, Holder-B.Kern.	

TEN 21 TB 0, 6 plays, 63 yards, 1 penalty, 3:27 drive, 8:11 elapsed

R.Succop kicks 61 yards from TEN 35 to TB 4. B.Rainey to TB 32 for 28 yards (P.Supernaw; S.Johnson).

Tampa Bay Buccaneers at 6:49, (1st play from scrimmage 6:41)

1-10-TB 32	(6:41) D.Martin left end to TB 37 for 5 yards (A.Williamson).	
2-5-TB 37	(6:02) D.Martin left guard to TEN 49 for 14 yards (P.Cox).	R1
<u>1-10-TEN 49</u>	(5:23) D.Martin left end to TEN 35 for 14 yards (M.Griffin).	R2
<u>1-10-TEN 35</u>	(4:40) D.Martin left guard to TEN 32 for 3 yards (M.Griffin).	
2-7-TEN 32	(3:57) J.Winston pass incomplete deep left to V.Jackson [K.Klug].	
3-7-TEN 32	(3:49) (Shotgun) J.Winston pass short left to V.Jackson pushed ob at TEN 26 for 6 yards (P.Cox).	
	Timeout #1 by TB at 03:17.	
4-1-TEN 26	(3:17) J.Winston scrambles right end to TEN 21 for 5 yards (Z.Brown).	R3
<u>1-10-TEN 21</u>	(2:38) J.Winston FUMBLES (Aborted) at TEN 25, and recovers at TEN 28. J.Winston to TEN 28 for no gain (J.Casey).	
2-17-TEN 28	(1:53) J.Winston pass deep left to A.Seferian-Jenkins ran ob at TEN 7 for 21 yards.	P4
<u>1-7-TEN 7</u>	(1:27) D.Martin right guard to TEN 7 for no gain (D.Jones, K.Klug).	
	Timeout #2 by TB at 00:41.	

Tennessee Titans vs Tampa Bay Buccaneers at Raymond James Stadium

2-7-TEN 7 (:41) J.Winston pass short middle to D.Martin to TEN 5 for 2 yards (A.Blackson).

END OF QUARTER

	Score	Time Poss	First Downs				Efficiencies	
			R	P	X	T	3 Down	4 Down
Tennessee Titans	21	5:17	0	6	1	7	1/1	0/0
Tampa Bay Buccaneers	0	9:43	3	1	0	4	0/3	1/1

Tampa Bay Buccaneers continued.

3-5-TEN 5 (15:00) (Shotgun) J.Winston pass short left to A.Seferian-Jenkins for 5 yards, TOUCHDOWN.

P5

K.Brindza extra point is GOOD, Center-A.DePaola, Holder-J.Schum.

TEN 21 TB 7, 12 plays, 68 yards, 6:55 drive, 0:06 elapsed

K.Brindza kicks 65 yards from TB 35 to end zone, Touchback.

Tennessee Titans at 14:54

1-10-TEN 20 (14:54) B.Sankey left end pushed ob at TEN 36 for 16 yards (B.McDougald).

PENALTY on TEN-T.Lewan, Offensive Holding, 10 yards, enforced at TEN 20 - No Play.

1-20-TEN 10 (14:23) (Shotgun) D.McCluster left tackle to TEN 13 for 3 yards (J.Banks).

2-17-TEN 13 (13:46) M.Mariota pass incomplete deep right to K.Wright (A.Verner).

Penalty on TEN-C.Stevens, Offensive Holding, offsetting, enforced at TEN 13 - No Play.

Penalty on TB-A.Verner, Defensive Pass Interference, offsetting.

2-17-TEN 13 (13:37) (Shotgun) M.Mariota sacked at TEN 2 for -11 yards (G.McCoy).

3-28-TEN 2 (12:38) B.Sankey up the middle to TEN 5 for 3 yards (J.Smith, D.Lansanah).

4-25-TEN 5 (11:56) (Punt formation) B.Kern punts 57 yards to TB 38, Center-B.Brinkley. B.Rainey pushed ob at TEN 38 for 24 yards (D.Stafford).

PENALTY on TB-J.Banks, Illegal Block Above the Waist, 10 yards, enforced at TEN 43.

Tampa Bay Buccaneers at 11:43

1-10-TB 47 (11:43) J.Winston scrambles left end to TB 48 for 1 yard (Z.Brown).

2-9-TB 48 (11:05) D.Martin right guard to TEN 45 for 7 yards (B.Orakpo).

3-2-TEN 45 (10:33) J.Winston scrambles up the middle to TEN 44 for 1 yard (W.Woodyard, Z.Brown).

4-1-TEN 44 (10:05) D.Martin left tackle to TEN 43 for 1 yard (Z.Brown, D.Searcy).
Tennessee challenged the first down ruling, and the play was REVERSED.
D.Martin left tackle to TEN 44 for no gain (Z.Brown, D.Searcy).

Tennessee Titans at 9:49

1-10-TEN 44 (9:49) T.West left tackle to TEN 49 for 5 yards (D.Lansanah, L.David).

2-5-TEN 49 (9:49) PENALTY on TEN-C.Warmack, False Start, 5 yards, enforced at TEN 49 - No Play.

2-10-TEN 44 (8:48) (Shotgun) B.Sankey left tackle to TB 40 for 16 yards (B.McDougald).

R8

1-10-TB 40 (8:00) T.West right guard to TB 28 for 12 yards (C.Conte, B.McDougald).

R9

1-10-TB 28 (7:21) T.West right guard to TB 27 for 1 yard (K.Alexander, D.Lansanah).

2-9-TB 27 (6:39) B.Sankey right guard to TB 24 for 3 yards (G.McCoy).

3-6-TB 24 (5:56) (Shotgun) M.Mariota pass short left to K.Wright to TB 2 for 22 yards (S.Moore).

P10

1-2-TB 2 (5:11) T.West up the middle to TB 1 for 1 yard (G.Johnson).

2-1-TB 1 (4:29) M.Mariota right end pushed ob at TB 4 for -3 yards (K.Alexander).

3-4-TB 4 (3:53) (Shotgun) M.Mariota pass short right to H.Douglas for 4 yards, TOUCHDOWN.

P11

R.Succop extra point is GOOD, Center-B.Brinkley, Holder-B.Kern.

TEN 28 TB 7, 9 plays, 56 yards, 6:02 drive, 11:13 elapsed

R.Succop kicks 65 yards from TEN 35 to end zone, Touchback.

Tampa Bay Buccaneers at 3:47

1-10-TB 20 (3:47) (Shotgun) J.Winston pass short middle to V.Jackson to TB 38 for 18 yards (D.Searcy).

P6

1-10-TB 38 (3:18) (No Huddle) J.Winston scrambles right tackle to TB 46 for 8 yards (M.Griffin).

2-2-TB 46 (2:49) (No Huddle) J.Winston pass incomplete short right to L.Murphy.

3-2-TB 46 (2:45) (Shotgun) J.Winston pass short right intended for C.Sims INTERCEPTED by D.Mount at TB 40. D.Mount to TB 32 for 8 yards (J.Winston).

Tennessee Titans at 2:37

1-10-TB 32 (2:37) M.Mariota left end pushed ob at TB 23 for 9 yards (K.Alexander).

2-1-TB 23 (2:05) T.West left tackle to TB 20 for 3 yards (L.David).

R12

Two-Minute Warning

1-10-TB 20 (2:00) (Shotgun) M.Mariota pass short left to A.Fasano pushed ob at TB 2 for 18 yards (M.Wright).
The Replay Official reviewed the runner broke the plane ruling, and the play was Upheld. The ruling on the field stands.

P13

1-2-TB 2 (1:53) T.West up the middle to TB 1 for 1 yard (C.McDonald).
The Replay Official reviewed the runner broke the plane ruling, and the play was Upheld. The ruling on the field stands.
Timeout #1 by TEN at 01:02.

2-1-TB 1 (1:02) T.West up the middle to TB 1 for no gain (C.McDonald, M.Wright).

Timeout #3 by TB at 00:52.

Tennessee Titans vs Tampa Bay Buccaneers at Raymond James Stadium

3-1-TB 1

(:52) M.Mariota pass short right to D.Walker for 1 yard, TOUCHDOWN.

P14

R.Succop extra point is GOOD, Center-B.Brinkley, Holder-B.Kern.

TEN 35 TB 7, 6 plays, 32 yards, 1:49 drive, 14:12 elapsed

R.Succop kicks 65 yards from TEN 35 to end zone, Touchback.

Tampa Bay Buccaneers at 0:48

1-10-TB 20

(:48) (Shotgun) J.Winston pass short left to C.Sims to TB 38 for 18 yards (A.Williamson, M.Griffin).

P7

1-10-TB 38

(:25) (No Huddle, Shotgun) PENALTY on TB-G.Cherilus, False Start, 5 yards, enforced at TB 38 - No Play.

1-15-TB 33

(:13) (No Huddle, Shotgun) J.Winston pass short middle to C.Sims to TB 37 for 4 yards (Z.Brown).

Penalty on TB-D.Smith, Offensive Holding, offsetting, enforced at TB 33 - No Play.

Penalty on TEN-J.Casey, Unnecessary Roughness, offsetting.

1-15-TB 33

(:06) (Shotgun) J.Winston pass incomplete short right to C.Sims [B.Orakpo].

END OF QUARTER

		Time Poss	First Downs				Efficiencies	
	Score		R	P	X	T	3 Down	4 Down
Tennessee Titans	35	11:02	3	4	0	7	3/4	0/0
Tampa Bay Buccaneers	7	3:58	0	3	0	3	1/3	0/1

First Half Summary

PERIOD SCORES			TIME OF POSSESSION		
Titans	21	14 = 35	Titans	16:19	
Buccaneers	0	7 = 7	Buccaneers	13:41	

Scoring Plays							
Team	Qtr	Time	Play Description (Extra Point) (Drive Info)			Visitor	Home
Titans	1	13:10	K.Wright 52 yd. pass from M.Mariota (R.Succop kick) (4-89, 1:50)			7	0
Titans	1	11:48	C.Sensabaugh 26 yd. interception return (R.Succop kick)			14	0
Titans	1	6:49	B.Sankey 12 yd. pass from M.Mariota (R.Succop kick) (6-63, 3:27)			21	0
Buccaneers	2	14:54	A.Seferian-Jenkins 5 yd. pass from J.Winston (K.Brindza kick) (12-68, 6:55)			21	7
Titans	2	3:47	H.Douglas 4 yd. pass from M.Mariota (R.Succop kick) (9-56, 6:02)			28	7
Titans	2	0:48	D.Walker 1 yd. pass from M.Mariota (R.Succop kick) (6-32, 1:49)			35	7

	Tennessee Titans	Tampa Bay Buccaneers
TOTAL FIRST DOWNS	14	7
First Downs Rushing-Passing-by Penalty	3 - 10 - 1	3 - 4 - 0
THIRD DOWN EFFICIENCY	4-5-80%	1-6-17%
TOTAL NET YARDS	225	136
Total Offensive Plays	28	28
NET YARDS RUSHING	61	66
NET YARDS PASSING	164	70
Gross Yards Passing	175	70
Times thrown-yards lost attempting to pass	1-11	0-0
Pass Attempts-Completions-Had Intercepted	12 - 10 - 0	12 - 6 - 2
Punts-Number and Average	1 - 57	1 - 42
Penalties-Number and Yards	3 - 20	4 - 35
Fumbles-Number and Lost	0 - 0	1 - 0
Red Zone Efficiency	3-3-100%	1-1-100%
Average Drive Start	TEN 36	TB 26

Tennessee Titans										Tampa Bay Buccaneers									
RUSHING										RUSHING									
	ATT	YDS	AVG	LG	TD						ATT	YDS	AVG	LG	TD				
B.Sankey	5	29	5.8	16	0	D.Martin				10	48	4.8	14	0					
T.West	7	23	3.3	12	0	J.Winston				6	18	3.0	8	0					
M.Mariota	2	6	3.0	9	0														
D.McCluster	1	3	3.0	3	0														
Total	15	61	4.1	16	0	Total				16	66	4.1	14	0					
PASSING										PASSING									
	ATT	CMP	YDS	SK/YD	TD	LG	IN	RT			ATT	CMP	YDS	SK/YD	TD	LG	IN	RT	
M.Mariota	12	10	175	1/11	4	52	0	158.3	J.Winston		12	6	70	0/0	1	21	2	56.2	
Total	12	10	175	1/11	4	52	0	158.3	Total		12	6	70	0/0	1	21	2	56.3	
PASS RECEIVING										PASS RECEIVING									
	TAR	REC	YDS	AVG	LG	TD					TAR	REC	YDS	AVG	LG	TD			
K.Wright	3	3	87	29.0	52	1	A.Seferian-Jenkins			2	2	26	13.0	21	1				
H.Douglas	2	2	24	12.0	20	1	V.Jackson			4	2	24	12.0	18	0				
D.Walker	2	2	23	11.5	22	1	C.Sims			3	1	18	18.0	18	0				
A.Fasano	1	1	18	18.0	18	0	D.Martin			1	1	2	2.0	2	0				
B.Sankey	2	1	12	12.0	12	1	A.Humphries			1	0	0	0.0	0	0				
J.Hunter	2	1	11	11.0	11	0	L.Murphy			1	0	0	0.0	0	0				
Total	12	10	175	17.5	52	4	Total			12	6	70	11.7	21	1				

Tennessee Titans														Tampa Bay Buccaneers									
Regular Defensive Plays														Special Teams									
	TKL	AST	COMB	SK	/ YDS	TFL	Q	IN	PD	FF	FR			TKL	AST	FF	FR	BL	TKL	AST	FF	FR	
Z.Brown	3	1	4	0	0	0	0	0	0	0	0			0	0	0	0	0		0	0	0	0
M.Griffin	3	1	4	0	0	0	0	0	0	0	0			0	0	0	0	0		0	0	0	0
J.Casey	2	0	2	0	0	2	0	0	0	0	0			0	0	0	0	0		0	0	0	0
P.Cox	2	0	2	0	0	0	0	0	0	0	0			0	0	0	0	0		0	0	0	0
Total	10	2	12	0	0	2	0	0	0	0	0			0	0	0	0	0		0	0	0	0

Third Quarter

9/13/2015

Play By Play

TB elects to Receive, and TEN elects to defend the North goal.

R.Succop kicks 69 yards from TEN 35 to TB -4. B.Rainey to TB 28 for 32 yards (M.Huff).

Tampa Bay Buccaneers at 15:00, (1st play from scrimmage 14:54)

1-10-TB 28	(14:54) J.Winston pass short left to V.Jackson to TB 43 for 15 yards (D.Searcy).	P8
<u>1-10-TB 43</u>	(14:28) (No Huddle) D.Martin left guard to TEN 49 for 8 yards (Z.Brown, M.Griffin). <i>PENALTY on TB-G.Cherilus, Offensive Holding, 10 yards, enforced at TB 43 - No Play.</i>	
1-20-TB 33	(13:59) J.Winston sacked at TB 25 for -8 yards (J.Casey).	
2-28-TB 25	(13:23) (No Huddle, Shotgun) J.Winston sacked at TB 11 for -14 yards (D.Morgan).	
3-42-TB 11	(12:42) (Shotgun) J.Winston pass incomplete short right to A.Seferian-Jenkins.	
4-42-TB 11	(12:35) (Punt formation) J.Schum punts 44 yards to TEN 45, Center-A.DePaola. D.McCluster to TEN 46 for 1 yard (D.Swearinger).	

Tennessee Titans at 12:23

1-10-TEN 46	(12:23) B.Sankey left end pushed ob at TB 38 for 16 yards (C.Conte).	R15
<u>1-10-TB 38</u>	(11:47) B.Sankey left tackle to TB 33 for 5 yards (L.David).	
2-5-TB 33	(11:01) B.Sankey left guard to TB 28 for 5 yards (H.Melton). FUMBLES (H.Melton), recovered by TEN-J.Fowler at TB 21. J.Fowler to TB 21 for no gain (W.Gholston).	R16
<u>1-10-TB 21</u>	(10:11) T.West right tackle to TB 16 for 5 yards (T.Jennings, B.McDougald). <i>PENALTY on TEN-A.Fasano, Offensive Holding, 10 yards, enforced at TB 21 - No Play.</i>	
1-20-TB 31	(9:44) (Shotgun) M.Mariota pass short left to B.Sankey to TB 31 for no gain (C.Conte). Timeout #1 by TEN at 08:54.	
2-20-TB 31	(8:54) (Shotgun) M.Mariota pass short left to K.Wright to TB 17 for 14 yards (C.Conte).	
3-6-TB 17	(8:12) (Shotgun) M.Mariota pass incomplete deep left to J.Hunter. <i>PENALTY on TB-A.Verner, Defensive Pass Interference, 16 yards, enforced at TB 17 - No Play.</i>	X17
<u>1-1-TB 1</u>	(8:06) B.Sankey up the middle for 1 yard, TOUCHDOWN.	R18
	R.Succop extra point is GOOD, Center-B.Brinkley, Holder-B.Kern.	

TEN 42 TB 7, 6 plays, 54 yards, 1 penalty, 4:21 drive, 6:58 elapsed

R.Succop kicks 65 yards from TEN 35 to end zone, Touchback.

Tampa Bay Buccaneers at 8:02

1-10-TB 20	(8:02) D.Martin left guard to TB 31 for 11 yards (D.Searcy). <i>PENALTY on TB-L.Mankins, Offensive Holding, 10 yards, enforced at TB 20 - No Play.</i>
1-20-TB 10	(7:34) J.Winston sacked at TB 8 for -2 yards (D.Morgan).
2-22-TB 8	(6:59) D.Martin right end to TB 12 for 4 yards (B.Wreh-Wilson).
3-18-TB 12	(6:22) (Shotgun) J.Winston pass short right to A.Humphries to TB 14 for 2 yards (Z.Brown).
4-16-TB 14	(5:43) (Punt formation) J.Schum punts 56 yards to TEN 30, Center-A.DePaola, downed by TB-B.Carter.

Tennessee Titans at 5:30

1-10-TEN 30	(5:30) B.Sankey left guard to TEN 33 for 3 yards (B.McDougald, H.Melton).	
2-7-TEN 33	(4:47) M.Mariota pass deep right to D.Walker to TB 47 for 20 yards (A.Verner).	P19
<u>1-10-TB 47</u>	(4:05) B.Sankey left tackle to TB 33 for 14 yards (A.Verner).	R20
<u>1-10-TB 33</u>	(3:13) B.Sankey left guard to TB 32 for 1 yard (C.McDonald, K.Alexander).	
2-9-TB 32	(2:30) T.West right guard to TB 27 for 5 yards (D.Lansanah, K.Alexander).	
3-4-TB 27	(1:46) (Shotgun) M.Mariota sacked at TB 40 for -13 yards (J.Smith).	
4-17-TB 40	(1:02) (Punt formation) B.Kern punts 38 yards to TB 2, Center-B.Brinkley, downed by TEN-A.Williamson.	

Tampa Bay Buccaneers at 0:50

1-10-TB 2	(:50) <i>PENALTY on TB-A.Seferian-Jenkins, False Start, 1 yard, enforced at TB 2 - No Play.</i>
1-11-TB 1	(:50) J.Lane right guard to TB 1 for no gain (D.Jones). <i>Penalty on TB-G.Cherilus, Illegal Formation, declined.</i>
2-11-TB 1	(:33) J.Winston pass incomplete short right to V.Jackson (B.Wreh-Wilson).
3-11-TB 1	(:28) C.Sims right guard to TB 2 for 1 yard (K.Klug, D.Morgan).

END OF QUARTER

	Score	Time Poss	First Downs				Efficiencies	
			R	P	X	T	3 Down	4 Down
Tennessee Titans	42	9:01	4	1	1	6	0/1	0/0
Tampa Bay Buccaneers	7	5:59	0	1	0	1	0/3	0/0

Fourth Quarter

9/13/2015

Play By Play

Tampa Bay Buccaneers continued.

4-10-TB 2 (15:00) (Punt formation) J.Schum punts 46 yards to TB 48, Center-A.DePaola. D.McCluster pushed ob at TB 35 for 13 yards (A.DePaola).

Tennessee Titans at 14:49

1-10-TB 35 (14:49) T.West right guard to TB 29 for 6 yards (W.Gholston).
PENALTY on TEN-J.Hunter, Illegal Formation, 5 yards, enforced at TB 35 - No Play.
1-15-TB 40 (14:21) D.McCluster left guard to TB 35 for 5 yards (D.Lansanah).
2-10-TB 35 (13:41) T.West left guard to TB 29 for 6 yards (D.Swearinger, T.Jennings).
3-4-TB 29 (12:57) T.West left guard to TB 28 for 1 yard (L.David). FUMBLES (L.David), RECOVERED by TB-G.Johnson at TB 28. G.Johnson to TB 28 for no gain (T.West).

Tampa Bay Buccaneers at 12:36

1-10-TB 28 (12:36) C.Sims left tackle to TB 35 for 7 yards (D.Jones).
2-3-TB 35 (12:14) (No Huddle) C.Sims left tackle to TB 37 for 2 yards (D.Jones).
3-1-TB 37 (11:53) (No Huddle) C.Sims right tackle to TB 38 for 1 yard (D.Searcy). R9
1-10-TB 38 (11:21) (No Huddle, Shotgun) J.Winston pass short right to A.Humphries to 50 for 12 yards (Z.Brown). P10
1-10-50 (11:21) (No Huddle, Shotgun) *PENALTY on TEN-D.Morgan, Neutral Zone Infraction, 5 yards, enforced at 50 - No Play.*
1-5-TEN 45 (10:51) (No Huddle, Shotgun) C.Sims up the middle to TEN 44 for 1 yard (M.Griffin, M.Martin).
2-4-TEN 44 (10:28) (No Huddle) J.Winston pass incomplete short left to A.Humphries.
3-4-TEN 44 (10:23) (Shotgun) J.Winston pass short left to C.Sims to TEN 35 for 9 yards (M.Griffin).
PENALTY on TB-R.Shepard, Illegal Formation, 5 yards, enforced at TEN 44 - No Play.
3-9-TEN 49 (9:55) (Shotgun) J.Winston pass short right to A.Seferian-Jenkins pushed ob at TEN 41 for 8 yards (Z.Brown).
4-1-TEN 41 (9:30) (Shotgun) J.Winston pass short middle to A.Seferian-Jenkins for 41 yards, TOUCHDOWN. P11
K.Brindza extra point is GOOD, Center-A.DePaola, Holder-J.Schum.

TEN 42 TB 14, 8 plays, 72 yards, 1 penalty, 3:18 drive, 5:42 elapsed

K.Brindza kicks 65 yards from TB 35 to end zone, Touchback.

Tennessee Titans at 9:18

1-10-TEN 20 (9:18) T.West up the middle to TEN 20 for no gain (A.Verner).
2-10-TEN 20 (8:39) *PENALTY on TEN-C.Warmack, Offensive Holding, 10 yards, enforced at TEN 20 - No Play.*
2-20-TEN 10 (8:05) T.West right tackle to TEN 16 for 6 yards (D.Swearinger).
3-14-TEN 16 (7:20) T.West right tackle to TEN 16 for no gain (G.McCoy, D.Swearinger).
Timeout #1 by TB at 07:14.
4-14-TEN 16 (7:14) (Punt formation) B.Kern punts 45 yards to TB 39, Center-B.Brinkley. B.Rainey to TB 37 for -2 yards (M.Huff).

Tampa Bay Buccaneers at 7:03

1-10-TB 37 (7:03) (Shotgun) J.Winston pass short left to C.Sims to TB 42 for 5 yards (D.Stafford).
2-5-TB 42 (6:39) (No Huddle, Shotgun) J.Winston pass short right to R.Shepard ran ob at TB 48 for 6 yards. P12
1-10-TB 48 (6:15) J.Winston pass incomplete short middle to L.Murphy.
2-10-TB 48 (6:07) (Shotgun) J.Winston pass short middle to V.Jackson to TEN 40 for 12 yards (D.Stafford). P13
1-10-TEN 40 (5:41) (No Huddle, Shotgun) J.Winston pass incomplete short right to A.Seferian-Jenkins.
2-10-TEN 40 (5:39) (Shotgun) B.Rainey up the middle to TEN 42 for -2 yards (D.Jones, W.Woodyard).
3-12-TEN 42 (5:12) (No Huddle, Shotgun) J.Winston pass deep middle to A.Seferian-Jenkins ran ob at TEN 7 for 35 yards. P14
1-7-TEN 7 (4:48) (Shotgun) J.Winston pass incomplete short middle to V.Jackson.
2-7-TEN 7 (4:46) (Shotgun) J.Winston pass incomplete short left to V.Jackson.
3-7-TEN 7 (4:38) (Shotgun) J.Winston pass incomplete short middle to L.Murphy.
4-7-TEN 7 (4:31) (Shotgun) J.Winston pass short right to V.Jackson for 7 yards, TOUCHDOWN NULLIFIED by Penalty.
PENALTY on TB-V.Jackson, Offensive Pass Interference, 10 yards, enforced at TEN 7 - No Play.
4-17-TEN 17 (4:25) (Shotgun) J.Winston pass incomplete short middle to A.Seferian-Jenkins.
PENALTY on TEN-S.Johnson, Illegal Contact, 5 yards, enforced at TEN 17 - No Play. X15
1-10-TEN 12 (4:20) (Shotgun) B.Rainey up the middle to TEN 5 for 7 yards (C.Riggs).
2-3-TEN 5 (3:41) (Shotgun) J.Winston pass short middle to B.Rainey to TEN 1 for 4 yards (M.Martin). P16
1-1-TEN 1 (3:17) B.Rainey up the middle to TEN 1 for no gain (M.Huff, W.Woodyard).
PENALTY on TB-D.Smith, Illegal Formation, 5 yards, enforced at TEN 1 - No Play.
1-6-TEN 6 (3:12) J.Winston pass incomplete short right to V.Jackson.

Tennessee Titans vs Tampa Bay Buccaneers at Raymond James Stadium	
2-6-TEN 6	(3:09) (Shotgun) J.Winston sacked at TEN 11 for -5 yards (A.Blackson). FUMBLES (A.Blackson) [A.Blackson], and recovers at TEN 11. J.Winston to TEN 11 for no gain (A.Blackson).
3-11-TEN 11	(2:26) (No Huddle, Shotgun) J.Winston pass incomplete short right to C.Sims.
4-11-TEN 11	(2:26) (Shotgun) <i>PENALTY on TB-G.Cherilus, False Start, 5 yards, enforced at TEN 11 - No Play.</i>
4-16-TEN 16	(2:18) (Shotgun) J.Winston pass incomplete deep middle to V.Jackson (D.Stafford).

Tennessee Titans at 2:12

1-10-TEN 16	(2:12) Z.Mettenberger kneels to TEN 15 for -1 yards.
Two-Minute Warning	
2-11-TEN 15	(2:00) Z.Mettenberger kneels to TEN 13 for -2 yards.
3-13-TEN 13	(1:19) Z.Mettenberger kneels to TEN 11 for -2 yards.
	Timeout #2 by TEN at 00:37.
4-15-TEN 11	(:37) (Punt formation) B.Kern punts 49 yards to TB 40, Center-B.Brinkley, out of bounds.

Tampa Bay Buccaneers at 0:29

1-10-TB 40	(:29) B.Rainey left tackle to TB 45 for 5 yards (M.Martin).
------------	---

END OF QUARTER			First Downs				Efficiencies	
	Score	Time Poss	R	P	X	T	3 Down	4 Down
Tennessee Titans	42	6:11	0	0	0	0	0/3	0/0
Tampa Bay Buccaneers	14	8:49	1	6	1	8	2/5	1/2

Final Defensive Statistics

Tennessee Titans	Regular Defensive Plays												Special Teams					Misc			
	TKL	AST	COMB	SK	/ YDS	TFL	Q	IN	PD	FF	FR		TKL	AST	FF	FR	BL	TKL	AST	FF	FR
Z.Brown	6	1	7	0	0	0	0	0	0	0	0		0	0	0	0	0	0	0	0	0
D.Jones	6	0	6	0	0	1	0	0	0	0	0		0	0	0	0	0	0	0	0	0
D.Morgan	4	1	5	2	16	2	2	0	0	0	0		0	0	0	0	0	0	0	0	0
M.Griffin	4	1	5	0	0	0	0	0	0	0	0		0	0	0	0	0	0	0	0	0
D.Searcy	3	1	4	0	0	0	0	0	0	0	0		0	0	0	0	0	0	0	0	0
A.Blackson	3	0	3	1	5	1	1	0	0	1	0		0	0	0	0	0	0	0	0	0
J.Casey	3	0	3	1	8	3	1	0	0	0	0		0	0	0	0	0	0	0	0	0
M.Martin	2	1	3	0	0	0	0	0	0	0	0		0	0	0	0	0	0	0	0	0
D.Stafford	2	0	2	0	0	0	0	0	1	0	0		1	0	0	0	0	0	0	0	0
A.Williamson	2	0	2	0	0	0	0	0	0	0	0		0	0	0	0	0	0	0	0	0
P.Cox	2	0	2	0	0	0	0	0	0	0	0		0	0	0	0	0	0	0	0	0
K.Klug	1	1	2	0	0	0	1	0	0	0	0		0	0	0	0	0	0	0	0	0
W.Woodyard	1	1	2	0	0	0	0	0	0	0	0		0	0	0	0	0	0	0	0	0
B.Orakpo	1	0	1	0	0	0	1	0	0	0	0		0	0	0	0	0	0	0	0	0
B.Wreh-Wilson	1	0	1	0	0	0	0	0	1	0	0		0	0	0	0	0	0	0	0	0
C.Riggs	1	0	1	0	0	0	0	0	0	0	0		0	0	0	0	0	0	0	0	0
C.Sensabaugh	0	0	0	0	0	0	0	1	1	0	0		0	0	0	0	0	0	0	0	0
D.Mount	0	0	0	0	0	0	0	1	1	0	0		0	0	0	0	0	0	0	0	0
M.Huff	0	0	0	0	0	0	0	0	0	0	0		2	0	0	0	0	0	0	0	0
P.Supernaw	0	0	0	0	0	0	0	0	0	0	0		1	1	0	0	0	0	0	0	0
S.Johnson	0	0	0	0	0	0	0	0	0	0	0		0	1	0	0	0	0	0	0	0
T.West	0	0	0	0	0	0	0	0	0	0	0		0	0	0	0	0	1	0	0	0
J.Fowler	0	0	0	0	0	0	0	0	0	0	0		0	0	0	0	0	0	0	0	1
Total	42	7	49	4	29	7	6	2	4	1	0		4	2	0	0	0	1	0	0	1

TKL = Tackle AST = Assist COMB = Combined QH=QB Hit IN = Interception PD = Pass Defense FF = Forced Fumble FR = Fumble Recovery

Tampa Bay Buccaneers	Regular Defensive Plays												Special Teams					Misc			
	TKL	AST	COMB	SK	/ YDS	TFL	QH	IN	PD	FF	FR		TKL	AST	FF	FR	BL	TKL	AST	FF	FR
C.Conte	5	0	5	0	0	0	0	0	0	0	0		0	0	0	0	0	0	0	0	0
K.Alexander	3	2	5	0	0	1	0	0	1	0	0		0	0	0	0	0	0	0	0	0
L.David	3	2	5	0	0	0	0	0	0	1	0		0	0	0	0	0	0	0	0	0
D.Lansanah	3	2	5	0	0	0	0	0	0	0	0		0	0	0	0	0	0	0	0	0
C.McDonald	4	0	4	0	0	0	0	0	0	0	0		0	0	0	0	0	0	0	0	0
A.Verner	4	0	4	0	0	0	0	0	0	0	0		0	0	0	0	0	0	0	0	0
D.Swearinger	3	1	4	0	0	0	0	0	0	0	0		1	0	0	0	0	0	0	0	0
B.McDougald	3	1	4	0	0	0	0	0	0	0	0		0	0	0	0	0	0	0	0	0
G.McCoy	3	0	3	1	11	1	1	0	0	0	0		0	0	0	0	0	0	0	0	0
J.Smith	2	0	2	1	13	1	1	0	0	0	0		0	0	0	0	0	0	0	0	0
J.Banks	2	0	2	0	0	0	0	0	0	0	0		0	0	0	0	0	0	0	0	0
H.Melton	1	1	2	0	0	0	0	0	0	1	0		0	0	0	0	0	0	0	0	0
M.Wright	1	1	2	0	0	0	0	0	0	0	0		0	0	0	0	0	0	0	0	0
G.Johnson	1	0	1	0	0	0	0	0	0	0	1		0	0	0	0	0	0	0	0	0
S.Moore	1	0	1	0	0	0	0	0	0	0	0		0	0	0	0	0	0	0	0	0
W.Gholston	1	0	1	0	0	0	0	0	0	0	0		0	0	0	0	0	0	0	0	0
T.Jennings	0	1	1	0	0	0	0	0	0	0	0		0	0	0	0	0	0	0	0	0
B.Carter	0	0	0	0	0	0	0	0	0	0	0		1	0	0	0	0	0	0	0	0
A.DePaola	0	0	0	0	0	0	0	0	0	0	0		1	0	0	0	0	0	0	0	0
J.Winston	0	0	0	0	0	0	0	0	0	0	0		0	0	0	0	0	1	0	0	2
Total	40	11	51	2	24	3	2	0	1	2	1		3	0	0	0	0	1	0	0	2

Ball Possession And Drive Chart

Tennessee Titans

#	Time Recd	Time Lost	Time Poss	How Ball Obtained	Drive Began	# Play	Yds Gain	Yds Pen	Net Yds	1st Down	Last Scrm	How Given Up
1	15:00	13:10	1:50	Kickoff	TEN 11	4	74	15	89	3	TEN 48	Touchdown
2	10:16	6:49	3:27	Punt	TEN 37	6	63	0	63	4	* TB 12	Touchdown
3	14:54	11:43	3:11	Kickoff	TEN 20	3	-5	-10	-15	0	TEN 5	Punt
4	9:49	3:47	6:02	Downs	TEN 44	9	61	-5	56	4	* TB 4	Touchdown
5	2:37	0:48	1:49	Interception	TB 32	6	32	0	32	3	* TB 1	Touchdown
6	12:23	8:02	4:21	Punt	TEN 46	6	48	6	54	4	* TB 1	Touchdown
7	5:30	0:50	4:40	Punt	TEN 30	6	30	0	30	2	TB 40	Punt
8	14:49	12:36	2:13	Punt	TB 35	3	12	-5	7	0	TB 29	Fumble
9	9:18	7:03	2:15	Kickoff	TEN 20	3	6	-10	-4	0	TEN 16	Punt
10	2:12	0:29	1:43	Downs	TEN 16	3	-5	0	-5	0	TEN 11	Punt

(357) Average TEN 36

Tampa Bay Buccaneers

#	Time Recd	Time Lost	Time Poss	How Ball Obtained	Drive Began	# Play	Yds Gain	Yds Pen	Net Yds	1st Down	Last Scrm	How Given Up
1	13:10	11:48	1:22	Kickoff	TB 20	3	7	0	7	0	TB 27	Interception
2	11:48	10:16	1:32	Kickoff	TB 20	3	1	0	1	0	TB 21	Punt
3	6:49	14:54	6:55	Kickoff	TB 32	12	68	0	68	5	* TEN 5	Touchdown
4	11:43	9:49	1:54	Punt	TB 47	4	9	0	9	0	TEN 44	Downs
5	3:47	2:37	1:10	Kickoff	TB 20	4	26	0	26	1	TB 46	Interception
6	0:48	0:00	0:48	Kickoff	TB 20	2	18	-5	13	1	TB 33	End of Half
7	15:00	12:23	2:37	Kickoff	TB 28	4	-7	-10	-17	1	TB 11	Punt
8	8:02	5:30	2:32	Kickoff	TB 20	3	4	-10	-6	0	TB 14	Punt
9	0:50	14:49	1:01	Punt	TB 2	3	1	-1	0	0	TB 2	Punt
10	12:36	9:18	3:18	Fumble	TB 28	8	72	0	72	3	TEN 41	Touchdown
11	7:03	2:12	4:51	Punt	TB 37	16	62	-15	47	5	* TEN 16	Downs
12	0:29	0:00	0:29	Punt	TB 40	1	5	0	5	0	TB 40	End of Game

(314) Average TB 26

* inside opponent's 20

Time of Possession by Quarter		1st	2nd	3rd	4th	OT	Total
Visitor	Tennessee Titans	5:17	11:02	9:01	6:11		31:31
Home	Tampa Bay Buccaneers	9:43	3:58	5:59	8:49		28:29
Kickoff Drive No.-Start Average		Titans: 3 - TEN 17		Buccaneers: 7 - TB 23			

Miscellaneous Statistics Report

Tennessee Titans vs Tampa Bay Buccaneers

9/13/2015 at Raymond James Stadium

Ten Longest Plays for Tennessee Titans

Yards	Qtr	Play Start	Play Description
52	1	1-10-TEN 48	(13:22) (Shotgun) M.Mariota pass short right to K.Wright for 52 yards, TOUCHDOWN.
22	1	3-10-TEN 26	(14:06) (Shotgun) M.Mariota pass short middle to D.Walker to TEN 48 for 22 yards (C.Conte).
22	2	3-6-TB 24	(5:56) (Shotgun) M.Mariota pass short left to K.Wright to TB 2 for 22 yards (S.Moore).
20	1	2-5-TB 32	(7:35) (Shotgun) M.Mariota pass deep right to H.Douglas to TB 12 for 20 yards (J.Banks).
20	3	2-7-TEN 33	(4:47) M.Mariota pass deep right to D.Walker to TB 47 for 20 yards (A.Verner).
18	2	1-10-TB 20	(2:00) (Shotgun) M.Mariota pass short left to A.Fasano pushed ob at TB 2 for 18 yards (M.Wright). The Replay Official reviewed the runner broke the plane ruling, and the play was Upheld. The ruling on the field stands.
16	2	2-10-TEN 44	(8:48) (Shotgun) B.Sankey left tackle to TB 40 for 16 yards (B.McDougald).
16	3	1-10-TEN 46	(12:23) B.Sankey left end pushed ob at TB 38 for 16 yards (C.Conte).
14	3	2-20-TB 31	(8:54) (Shotgun) M.Mariota pass short left to K.Wright to TB 17 for 14 yards (C.Conte).
14	3	1-10-TB 47	(4:05) B.Sankey left tackle to TB 33 for 14 yards (A.Verner).

Ten Longest Plays for Tampa Bay Buccaneers

Yards	Qtr	Play Start	Play Description
41	4	4-1-TEN 41	(9:30) (Shotgun) J.Winston pass short middle to A.Seferian-Jenkins for 41 yards, TOUCHDOWN.
35	4	3-12-TEN 42	(5:12) (No Huddle, Shotgun) J.Winston pass deep middle to A.Seferian-Jenkins ran ob at TEN 7 for 35 yards.
21	1	2-17-TEN 28	(1:53) J.Winston pass deep left to A.Seferian-Jenkins ran ob at TEN 7 for 21 yards.
18	2	1-10-TB 20	(3:47) (Shotgun) J.Winston pass short middle to V.Jackson to TB 38 for 18 yards (D.Searcy).
18	2	1-10-TB 20	(:48) (Shotgun) J.Winston pass short left to C.Sims to TB 38 for 18 yards (A.Williamson, M.Griffin).
15	3	1-10-TB 28	(14:54) J.Winston pass short left to V.Jackson to TB 43 for 15 yards (D.Searcy).
14	1	2-5-TB 37	(6:02) D.Martin left guard to TEN 49 for 14 yards (P.Cox).
14	1	1-10-TEN 49	(5:23) D.Martin left end to TEN 35 for 14 yards (M.Griffin).
12	4	1-10-TB 38	(11:21) (No Huddle, Shotgun) J.Winston pass short right to A.Humphries to 50 for 12 yards (Z.Brown).
12	4	2-10-TB 48	(6:07) (Shotgun) J.Winston pass short middle to V.Jackson to TEN 40 for 12 yards (D.Stafford).

Touchdown Scoring Information

		Offense	Defense	Special Teams
VISITOR	Tennessee Titans	5	1	0
HOME	Tampa Bay Buccaneers	2	0	0

Player Scoring Information

Club	Player	TD	Rush TD	Rec TD	KO TD	Punt TD	Int TD	Fum TD	Misc TD	FG	XP	2Pt Rush	2Pt Rec	Sfty	Points
TEN	B.Sankey	0	1	1	0	0	0	0	0	0	0	0	0	0	12
TEN	H.Douglas	0	0	1	0	0	0	0	0	0	0	0	0	0	6
TEN	D.Walker	0	0	1	0	0	0	0	0	0	0	0	0	0	6
TEN	K.Wright	0	0	1	0	0	0	0	0	0	0	0	0	0	6
TEN	C.Sensabaugh	0	0	0	0	0	1	0	0	0	0	0	0	0	6
TEN	R.Succop	0	0	0	0	0	0	0	0	0	6	0	0	0	6
TB	A.Seferian-Jenkins	0	0	2	0	0	0	0	0	0	0	0	0	0	12
TB	K.Brindza	0	0	0	0	0	0	0	0	0	2	0	0	0	2

Possession Detail

	First Half		Second Half		Game	
	Visitor	Home	Visitor	Home	Visitor	Home
Largest Lead	28	0	35	0	35	0
Drives Leading	4	0	5	0	9	0
Time of Possession Leading	14:29	0:00	15:12	0:00	29:41	0:00
Largest Deficit	0	-28	0	-35	0	-35
Drives Trailing	0	6	0	6	0	12
Time of Possession Trailing	0:00	13:41	0:00	14:48	0:00	28:29
Times Score Tied Up		0		0		0
Lead Changes		1		0		1

Playtime Percentage

Percent of playtime per player on offense, defense and special teams

Tennessee Titans							Tampa Bay Buccaneers								
		Offense		Defense		Special Teams			Offense		Defense		Special Teams		
C Warmack	G	56	100%			6	23%	L Mankins	G	70	100%		2	8%	
J Poutasi	T	56	100%					G Cherilus	T	70	100%		2	8%	
B Bell	G	52	93%			6	23%	D Smith	T	70	100%		2	8%	
B Schwenke	C	49	88%			6	23%	A Marpet	G	70	100%		2	8%	
T Lewan	T	45	80%			6	23%	E Smith	C	70	100%				
M Mariota	QB	45	80%					J Winston	QB	70	100%				
C Stevens	TE	39	70%			6	23%	V Jackson	WR	67	96%				
D Walker	TE	34	61%					L Murphy	WR	59	84%				
J Hunter	WR	31	55%					A Seferian-Jenkins	TE	54	77%				
A Fasano	TE	29	52%			6	23%	R Shepard	WR	38	54%		18	69%	
H Douglas	WR	28	50%			1	4%	D Martin	RB	29	41%				
J Fowler	FB	25	45%			18	69%	C Sims	RB	28	40%				
K Wright	WR	24	43%					L Stocker	TE	27	39%		9	35%	
B Sankey	RB	22	39%			2	8%	A Humphries	WR	21	30%		4	15%	
T West	RB	21	38%			3	12%	B Rainey	RB	13	19%		17	65%	
D McCluster	RB	14	25%			5	19%	J Lane	FB	9	13%		9	35%	
J Meredith	T	11	20%					B Myers	TE	5	7%		13	50%	
A Gallik	C	11	20%					L David	LB			56	100%	6	23%
Z Mettenberger	QB	11	20%					K Alexander	LB			56	100%	6	23%
D Green-Beckham	WR	9	16%					G McCoy	DT			45	80%	6	23%
P Supernaw	TE	4	7%			18	69%	B McDougald	FS			45	80%	5	19%
C Sensabaugh	CB			70	100%	4	15%	A Verner	CB			40	71%	6	23%
B Wreh-Wilson	CB			52	74%	15	58%	J Banks	CB			39	70%	6	23%
P Cox	CB			50	71%	9	35%	G Johnson	DE			39	70%	5	19%
M Griffin	FS			50	71%	5	19%	W Gholston	DE			37	66%	11	42%
D Searcy	SS			50	71%	4	15%	C McDonald	DT			37	66%	6	23%
Z Brown	LB			50	71%	2	8%	D Lansanah	LB			34	61%	14	54%
B Orakpo	LB			44	63%	1	4%	D Swearinger	SS			30	54%	16	62%
D Morgan	LB			44	63%	1	4%	T Jennings	CB			29	52%	9	35%
A Williamson	LB			42	60%	6	23%	J Smith	DE			27	48%	3	12%
J Casey	DT			36	51%	2	8%	H Melton	DT			23	41%		
D Jones	DE			34	49%			M Wright	SS			17	30%	3	12%
K Klug	DT			32	46%	9	35%	T McDaniel	DT			16	29%		
W Woodyard	LB			28	40%	14	54%	C Conte	FS			15	27%	10	38%
D Mount	LB			28	40%	5	19%	S Moore	CB			13	23%	11	42%
D Bass	LB			24	34%	12	46%	K Tandy	FS			9	16%	18	69%
A Blackson	DE			22	31%	1	4%	B Carter	LB			9	16%	10	38%
D Stafford	SS			20	29%	18	69%	J Johnson	LB					18	69%
M Huff	FS			20	29%	18	69%	J George	LB					18	69%
S Johnson	LB			20	29%	18	69%	A DePaola	LS					6	23%
C Riggs	CB			20	29%	16	62%	J Schum	P					6	23%
M Martin	DT			18	26%	2	8%	K Brindza	K					5	19%
A Woods	NT			16	23%	8	31%	M Masifilo	G					2	8%
R Succop	K					13	50%	K Pamphile	T					2	8%
B Kern	P					10	38%								
B Brinkley	LS					10	38%								

2015 TENNESSEE TITANS REGULAR SEASON STATISTICS

Won 1, Lost 0

Date	W-L	Score	OT	Opponent	Attendance
09/13	W	42-14		at Tampa Bay	63,945
09/20				at Cleveland	
09/27				Indianapolis	
10/11				Buffalo	
10/18				Miami	
10/25				Atlanta	
11/01				at Houston	
11/08				at New Orleans	
11/15				Carolina	
11/19				at Jacksonville	
11/29				Oakland	
12/06				Jacksonville	
12/13				at New York Jets	
12/20				at New England	
12/27				Houston	
01/03				at Indianapolis	

Statistic	Tenn.	Opp.
Total First Downs	20	16
Rushing	7	4
Passing	11	11
Penalty	2	1
3rd Down: Made/Att	4/9	3/14
3rd Down Pct.	44.4	21.4
4th Down: Made/Att	0/0	2/4
4th Down Pct.	0.0	50.0
Possession Avg.	31:30	28:30
Total Net Yards	309	273
Avg. Per Game	309.0	273.0
Total Plays	50	63
Avg. Per Play	6.2	4.3
Net Yards Rushing	124	92
Avg. Per Game	124.0	92.0
Total Rushes	32	26
Net Yards Passing	185	181
Avg. Per Game	185.0	181.0
Sacked/Yards Lost	2/24	4/29
Gross Yards	209	210
Att./Completions	16/13	33/16
Completion Pct.	81.3	48.5
Had Intercepted	0	2
Punts/Average	4/47.3	4/47.0
Net Punting Avg.	4/43.0	4/43.5
Penalties/Yards	8/55	12/97
Fumbles/Ball Lost	2/1	2/0
Touchdowns	6	2
Rushing	1	0
Passing	4	2
Returns	1	0

Score By Periods	Q1	Q2	Q3	Q4	OT	PTS
Team	21	14	7	0	0	42
Opponents	0	7	0	7	0	14

Scoring	TD	Rush	Rec	Ret	K-PAT	FG	S	PTS
Sankey	2	1	1	0			0	12
Douglas	1	0	1	0			0	6
Sensabaugh	1	0	0	1			0	6
Succop	0	0	0	0	6/6	0/0	0	6
Walker	1	0	1	0			0	6
Wright	1	0	1	0			0	6
Team	6	1	4	1	6/6	0/0	0	42
Opponents	2	0	2	0	2/2	0/0	0	14
2-Pt Conv: TM		0-0, OPP	0-0					

Sacks: Morgan 2, Blackson 1, Casey 1, TM 4, OPP 2
FUM/Lost: Sankey 1/0, West 1/1

Rushing	No.	Yds	Avg	Long	TD
Sankey	12	74	6.2	16	1
West	13	41	3.2	12	0
McCluster	2	8	4.0	5	0
Mariota	2	6	3.0	9	0
Mettenberger	3	-5	-1.7	-1	0
Team	32	124	3.9	16	1
Opponents	26	92	3.5	14	0

Receiving	No.	Yds	Avg	Long	TD
Wright	4	101	25.3	52t	1
Walker	3	43	14.3	22	1
Douglas	2	24	12.0	20	1
Sankey	2	12	6.0	12t	1
Fasano	1	18	18.0	18	0
Hunter	1	11	11.0	11	0
Team	13	209	16.1	52t	4
Opponents	16	210	13.1	41t	2

Interceptions	No.	Yds	Avg	Long	TD
Sensabaugh	1	26	26.0	26t	1
Mount	1	8	8.0	8	0
Team	2	34	17.0	26t	1
Opponents	0	0	---	---	0

Punting	No.	Yds	Avg	Net	TB	In	Lg	B
Kern	4	189	47.3	43.0	0	1	57	0
Team	4	189	47.3	43.0	0	1	57	0
Opponents	4	188	47.0	43.5	0	0	56	0

Punt Returns	Ret	FC	Yds	Avg	Long	TD
McCluster	2	0	14	7.0	13	0
Team	2	0	14	7.0	13	0
Opponents	2	0	17	8.5	19	0

Kickoff Returns	No.	Yds	Avg	Long	TD
Sankey	1	17	17.0	17	0
Team	1	17	17.0	17	0
Opponents	3	83	27.7	32	0

Field Goals	1-19	20-29	30-39	40-49	50+
Team	0/0	0/0	0/0	0/0	0/0
Opponents	0/0	0/0	0/0	0/0	0/0

Passing	Att	Cmp	Yds	Cmp%	Yds/Att	TD	TD%	Int	Int%	Long	Sack/Lost	Rating
Mariota	16	13	209	81.3	13.06	4	25.0	0	0.0	52t	2/24	158.3
Team	16	13	209	81.3	13.06	4	25.0	0	0.0	52t	2/24	158.3
Opponents	33	16	210	48.5	6.36	2	6.1	2	6.1	41t	4/29	64.0

TITANS VS. BROWNS: GAME SUMMARY

**BY JASON WOLF
THE TENNESSEAN
SEPTEMBER 21, 2015**

PAGE 3C

HOW THEY LOST

The Titans fell victim to the big play.

Two long touchdown passes from Browns quarterback Johnny Manziel to wide receiver Travis Benjamin — a 60-yard score on his first pass of the day and a game-sealing 50-yard strike with fewer than three minutes remaining — bookended a brutal outing for Tennessee.

Benjamin also returned a punt 78 yards for a touchdown inside the final minute of the first half to stake Cleveland to an insurmountable 21-0 lead.

Marcus Mariota was sacked seven times and nearly turned the ball over five times. He lost two of his three fumbles, and another fumble and interception were wiped away by penalties.

Former Browns running back Terrance West, who was traded to the Titans for a conditional seventh-round draft pick on Sept. 6, fumbled near midfield on Tennessee's second drive. Isaiah Crowell rushed for an 11-yard touchdown moments later.

STAR OF THE GAME

Benjamin beat the Titans all by himself on Sunday.

Benjamin beat Titans cornerback Coty Sensabaugh on the Browns' second play from scrimmage, hauling in Manziel's pass for a 60-yard score. The punt return occurred just before the end of the first half, as Benjamin took in the punt on his 22 and headed for the left sideline — beating all the

Titans downfield to put the Browns ahead 21-0.

It was also Benjamin who sealed victory for the Browns, beating Titans cornerback Blidi Wreh-Wilson across the field and grabbing Manziel's 50-yard touchdown pass with just under three minutes to go.

Nicknamed "Rabbit," Benjamin — a fourth-year receiver — had totaled only 44 catches in 39 NFL games before Sunday. He finished Sunday's game with three catches for 115 yards and the touchdowns.

KEY NUMBERS

2 — Number of flags for hands-to-face penalties against the Titans offense on the game's first series. The second of those penalties was declined, resulting in a punt on fourth down. The Titans had two more such calls in the first quarter.

3/27 — Down and distance after a sequence of bad football by the Titans offense late in the second quarter. That was the possession where Marcus Mariota's fumble on a scramble was nullified by a delay-of-game penalty.

7 — Sacks of Mariota, accounting for 33 yards in losses. He fumbled three times, with the Browns recovering two of them. Another fumble was nullified by a penalty.

9 — Titans players who caught passes, led by tight end Anthony Fasano with five receptions for 84 yards. Six players caught passes in the opener at Tampa Bay.

158.3 — Manziel's passer rating in the first quarter, which is considered a perfect score with the way the NFL figures it. Manziel was 4-of-5 for 100 yards, including the 60-yard touchdown strike to Benjamin.

###

National Football League Game Summary

NFL Copyright © 2015 by The National Football League. All rights reserved. This summary and play-by-play is for the express purpose of assisting media in their coverage of the game; any other use of this material is prohibited without the written permission of the National Football League. Updated: 11/2/2015

Date: Sunday, 9/20/2015

Tennessee Titans at Cleveland Browns

Start Time: 1:02 PM EDT

at FirstEnergy Stadium, Cleveland, OH

Game Day Weather

Game Weather: Sunny

Temp: 64° F (17.8° C) Humidity: 59%, Wind: NE 12 mph

Played Outdoor on Turf: Grass

Outdoor Weather: Sunny, Wind Chill: n/a

Officials

Referee: McAulay, Terry (77)

Umpire: Neale, Bryan (92)

Head Linesman: Bowers, Derick (74)

Line Judge: Stephan, Tom (68)

Side Judge: Monroe, Jonah (120)

Field Judge: Banks, Michael (72)

Back Judge: Steed, Gregory (12)

Replay Official: Frantz, Earnie ()

Lineups

Tennessee Titans						Cleveland Browns					
Offense			Defense			Offense			Defense		
WR	83	H.Douglas	DE	90	D.Jones	WR	11	T.Benjamin	RE	94	R.Starks
WR	15	J.Hunter	NT	96	A.Woods	LT	73	J.Thomas	NT	71	D.Shelton
LT	77	T.Lewan	DT	99	J.Casey	LG	75	J.Bitonio	LE	92	D.Bryant
LG	76	B.Bell	OLB	91	D.Morgan	C	55	A.Mack	OLB	99	P.Kruger
C	62	B.Schwenke	ILB	55	Z.Brown	RG	77	J.Greco	MIKE	56	K.Dansby
RG	70	C.Warmack	ILB	54	A.Williamson	RT	72	M.Schwartz	OLB	51	B.Mingo
RT	73	J.Poutasi	OLB	98	B.Orakpo	TE	82	G.Barnidge	RCB	22	T.Williams
TE	80	A.Fasano	CB	29	P.Cox	WR	16	A.Hawkins	LCB	23	J.Haden
WR	13	K.Wright	SS	21	D.Searcy	TE	81	J.Dray	FS	39	T.Gipson
QB	8	M.Mariota	FS	33	M.Griffin	QB	2	J.Manziel	SS	31	D.Whitner
RB	20	B.Sankey	CB	24	C.Sensabaugh	RB	34	I.Crowell	DB	36	K.Williams

Substitutions

K 4 R.Succop, P 6 B.Kern, WR 17 D.Green-Beckham, RB 22 D.McCluster, CB 25 B.Wreh-Wilson, DB 28 M.Huff, RB 35 T.West, S 39 D.Stafford, FB 45 J.Fowler, LS 48 B.Brinkley, DE 51 D.Bass, LB 52 S.Johnson, LB 53 D.Mount, ILB 59 W.Woodyard, T/G 79 J.Meredith, TE 85 C.Coffman, TE 88 C.Stevens, TE 89 P.Supernaw, DE 92 R.Pitoitua, DL 93 M.Martin, DE 95 A.Blackson, DL 97 K.Klug

K 6 T.Coons, P 8 A.Lee, WR 15 M.Moore, WR 18 T.Gabriel, RB 20 S.Draughn, DB 24 J.Bademosi, DB 26 P.Desir, RB 29 D.Johnson, DB 33 J.Poyer, FB 42 M.Johnson, LB 44 N.Orchard, LS 47 C.Hughlett, LB 53 C.Robertson, LB 58 C.Kirksey, LB 59 T.Carder, G 67 A.Pasztor, OL 74 C.Erving, WR 80 D.Bowe, WR 83 B.Hartline, TE 84 R.Housler, DT 93 J.Hughes, DL 95 A.Bryant, DL 98 J.Meder

Did Not Play

QB 7 Z.Mettenberger, C/G 69 A.Gallik

QB 7 A.Davis

Not Active

QB 12 C.Whitehurst, RB 26 A.Andrews, CB 30 J.McCourty, CB 37 C.Riggs, G 60 Q.Spain, TE 82 D.Walker, NT 94 S.Hill

QB 13 J.McCown, DB 21 J.Gilbert, RB 27 R.Turbin, DB 30 I.Campbell, LB 54 S.Solomon, TE 88 E.Bibbs, DL 96 X.Cooper

Field Goals (made () & missed)

		1	2	3	4	OT	Total
VISITOR:	Tennessee Titans	0	0	7	7	0	14
HOME:	Cleveland Browns	14	7	0	7	0	28

Scoring Plays

Team	Qtr	Time	Play Description (Extra Point) (Drive Info)	Visitor	Home
Browns	1	12:51	T.Benjamin 60 yd. pass from J.Manziel (T.Coons kick) (2-62, 0:40)	0	7
Browns	1	6:26	I.Crowell 11 yd. run (T.Coons kick) (7-50, 4:02)	0	14
Browns	2	0:53	T.Benjamin 78 yd. punt return (T.Coons kick)	0	21
Titans	3	1:36	A.Fasano 19 yd. pass from M.Mariota (R.Succop kick) (8-67, 4:09)	7	21
Titans	4	6:42	D.Green-Beckham 13 yd. pass from M.Mariota (R.Succop kick) (15-77, 8:07)	14	21
Browns	4	2:52	T.Benjamin 50 yd. pass from J.Manziel (T.Coons kick) (7-80, 3:50)	14	28

Paid Attendance: 67,431

Time: 3:05

Final Team Statistics

	Visitor Titans	Home Browns
TOTAL FIRST DOWNS	21	13
By Rushing	6	7
By Passing	14	5
By Penalty	1	1
THIRD DOWN EFFICIENCY	7-16-44%	4-11-36%
FOURTH DOWN EFFICIENCY	2-2-100%	0-1-0%
TOTAL NET YARDS	385	274
Total Offensive Plays (inc. times thrown passing)	74	47
Average gain per offensive play	5.2	5.8
NET YARDS RUSHING	166	116
Total Rushing Plays	30	30
Average gain per rushing play	5.5	3.9
Tackles for a loss-number and yards	1-6	3-6
NET YARDS PASSING	219	158
Times thrown - yards lost attempting to pass	7-38	2-14
Gross yards passing	257	172
PASS ATTEMPTS-COMPLETIONS-HAD INTERCEPTED	37-21-0	15-8-0
Avg gain per pass play (inc.# thrown passing)	5.0	9.3
KICKOFFS Number-In End Zone-Touchbacks	3-3-2	5-5-5
PUNTS Number and Average	6-49.7	6-53.2
Had Blocked	0	0
FGs - PATs Had Blocked	0-0	0-0
Net Punting Average	24.0	43.0
TOTAL RETURN YARDAGE (Not Including Kickoffs)	41	154
No. and Yards Punt Returns	4-41	6-154
No. and Yards Kickoff Returns	0-0	1-31
No. and Yards Interception Returns	0-0	0-0
PENALTIES Number and Yards	9-85	4-40
FUMBLES Number and Lost	4-3	2-0
TOUCHDOWNS	2	4
Rushing	0	1
Passing	2	2
Punt Returns	0	1
EXTRA POINTS Made-Attempts	2-2	4-4
Kicking Made-Attempts	2-2	4-4
FIELD GOALS Made-Attempts	0-0	0-0
RED ZONE EFFICIENCY	2-3-67%	1-2-50%
GOAL TO GO EFFICIENCY	0-0-0%	0-0-0%
SAFETIES	0	0
FINAL SCORE	14	28
TIME OF POSSESSION	35:11	24:49

Final Individual Statistics

Tennessee Titans									Cleveland Browns												
RUSHING			ATT	YDS	AVG	LG	TD		RUSHING			ATT	YDS	AVG	LG	TD					
D.McCluster			10	98	9.8	44	0		I.Crowell			15	72	4.8	15	1					
B.Sankey			12	42	3.5	8	0		D.Johnson			12	43	3.6	20	0					
M.Mariota			3	19	6.3	12	0		J.Manziel			3	1	0.3	2	0					
T.West			3	10	3.3	4	0														
J.Fowler			1	3	3.0	3	0														
H.Douglas			1	-6	-6.0	-6	0														
Total			30	166	5.5	44	0		Total			30	116	3.9	20	1					
PASSING			ATT	CMP	YDS	SK/YD	TD	LG	IN	RT	PASSING			ATT	CMP	YDS	SK/YD	TD	LG	IN	RT
M.Mariota			37	21	257	7/38	2	33	0	96.3	J.Manziel			15	8	172	2/14	2	60	0	133.9
Total			37	21	257	7/38	2	33	0	96.3	Total			15	8	172	2/14	2	60	0	133.9
PASS RECEIVING			TAR	REC	YDS	AVG	LG	TD		PASS RECEIVING			TAR	REC	YDS	AVG	LG	TD			
A.Fasano			7	5	84	16.8	33	1		T.Benjamin			4	3	115	38.3	60	2			
C.Coffman			6	4	42	10.5	16	0		A.Hawkins			4	3	43	14.3	18	0			
D.McCluster			4	4	26	6.5	13	0		G.Barnidge			1	1	17	17.0	17	0			
J.Hunter			2	2	34	17.0	20	0		T.Gabriel			1	1	-3	-3.0	-3	0			
K.Wright			4	2	17	8.5	10	0		B.Hartline			3	0	0	0.0	0	0			
J.Fowler			1	1	19	19.0	19	0		M.Johnson			1	0	0	0.0	0	0			
D.Green-Beckham			2	1	13	13.0	13	1		D.Bowe			1	0	0	0.0	0	0			
C.Stevens			1	1	13	13.0	13	0													
H.Douglas			8	1	9	9.0	9	0													
B.Sankey			2	0	0	0.0	0	0													
Total			37	21	257	12.2	33	2		Total			15	8	172	21.5	60	2			
INTERCEPTIONS			NO	YDS	AVG	LG	TD		INTERCEPTIONS			NO	YDS	AVG	LG	TD					
Total			0	0	0	0	0		Total			0	0	0	0	0					
PUNTING			NO	YDS	AVG	NET	TB	IN20	LG	PUNTING			NO	YDS	AVG	NET	TB	IN20	LG		
B.Kern			6	298	49.7	24.0	0	1	55	A.Lee			6	319	53.2	43.0	1	2	62		
Total			6	298	49.7	24.0	0	1	55	Total			6	319	53.2	43.0	1	2	62		
PUNT RETURNS			NO	YDS	AVG	FC	LG	TD	PUNT RETURNS			NO	YDS	AVG	FC	LG	TD				
D.McCluster			4	41	10.3	1	16	0	T.Benjamin			6	154	25.7	0	78	1				
[TOUCHBACK]			1	0	0.0	0	0	0													
Total			4	41	10.3	1	16	0	Total			6	154	25.7	0	78	1				
KICKOFF RETURNS			NO	YDS	AVG	FC	LG	TD	KICKOFF RETURNS			NO	YDS	AVG	FC	LG	TD				
[TOUCHBACK]			5	0	0.0	0	0	0	S.Draughn			1	31	31.0	0	31	0				
									[TOUCHBACK]			2	0	0.0	0	0	0				
Total			0	0	0.0	0	0	0	Total			1	31	31.0	0	31	0				

Tennessee Titans

FUMBLES	FUM	LOST	OWN-REC	YDS	TD	FORCED	OPP-REC	YDS	TD	OUT-BDS
M.Mariota	3	2	0	0	0	0	0	0	0	0
T.West	1	1	0	0	0	0	0	0	0	0
D.McCluster	0	0	1	0	0	0	0	0	0	0
D.Morgan	0	0	0	0	0	1	0	0	0	0
W.Woodyard	0	0	0	0	0	1	0	0	0	0
Total	4	3	1	0	0	2	0	0	0	0

Cleveland Browns

FUMBLES	FUM	LOST	OWN-REC	YDS	TD	FORCED	OPP-REC	YDS	TD	OUT-BDS
J.Manziel	2	0	0	0	0	0	0	0	0	0
D.Johnson	0	0	1	0	0	0	0	0	0	0
M.Schwartz	0	0	1	0	0	0	0	0	0	0
A.Bryant	0	0	0	0	0	1	0	0	0	0
J.Hughes	0	0	0	0	0	1	0	0	0	0

Tennessee Titans vs Cleveland Browns

9/20/2015 at FirstEnergy Stadium

Final Individual Statistics

C.Robertson	0	0	0	0	0	1	0	0	0	0
K.Williams	0	0	0	0	0	1	0	0	0	0
J.Haden	0	0	0	0	0	0	1	0	0	0
C.Kirksey	0	0	0	0	0	0	1	0	0	0
R.Starks	0	0	0	0	0	0	1	0	0	0
Total	2	0	2	0	0	4	3	0	0	0

Play By Play

First Quarter

9/20/2015

CLV wins the coin toss and elects to defer. TEN elects to Receive, and CLV elects to defend the west goal.

T.Coons kicks 65 yards from CLV 35 to end zone, Touchback.

Tennessee Titans at 15:00

- 1-10-TEN 20 (15:00) (Shotgun) M.Mariota pass short left to K.Wright to TEN 24 for 4 yards (K.Williams) [P.Kruger].
PENALTY on TEN, Illegal Use of Hands, 10 yards, enforced at TEN 20 - No Play.
- 1-20-TEN 10 (14:32) (Shotgun) B.Sankey right guard to TEN 11 for 1 yard (R.Starks; C.Robertson). TEN-K.Wright was injured during the play. His return is Probable.
- 2-19-TEN 11 (14:01) (Shotgun) M.Mariota pass incomplete deep right to D.Green-Beckham.
- 3-19-TEN 11 (13:56) (Shotgun) M.Mariota pass short middle to D.McCluster to TEN 21 for 10 yards (K.Williams).
Penalty on TEN-T.Lewan, Illegal Use of Hands, declined.
- 4-9-TEN 21 (13:42) (Punt formation) B.Kern punts 55 yards to CLV 24, Center-B.Brinkley. T.Benjamin to CLV 38 for 14 yards (B.Brinkley).

Cleveland Browns at 13:31

- 1-10-CLV 38 (13:31) I.Crowell right guard to CLV 40 for 2 yards (M.Griffin).
- 2-8-CLV 40 (12:59) J.Manziel pass deep middle to T.Benjamin for 60 yards, TOUCHDOWN.
T.Coons extra point is GOOD, Center-C.Hughlett, Holder-A.Lee.

P1

TEN 0 CLV 7, 2 plays, 62 yards, 0:40 drive, 2:09 elapsed
--

T.Coons kicks 65 yards from CLV 35 to end zone, Touchback.

Tennessee Titans at 12:51

- 1-10-TEN 20 (12:51) D.McCluster right guard to TEN 24 for 4 yards (R.Starks).
- 2-6-TEN 24 (12:05) (Shotgun) M.Mariota pass incomplete deep left to A.Fasano.
- 3-6-TEN 24 (12:00) (Shotgun) M.Mariota scrambles left end to TEN 36 for 12 yards (T.Gipson).
- 1-10-TEN 36 (11:16) (Shotgun) B.Sankey left guard to TEN 41 for 5 yards (D.Shelton; J.Hughes).
- 2-5-TEN 41 (10:35) T.West left guard to TEN 45 for 4 yards (C.Robertson). FUMBLES (C.Robertson), RECOVERED by CLV-J.Haden at 50. J.Haden to 50 for no gain (H.Douglas).

R1

Cleveland Browns at 10:28

- 1-10-50 (10:28) (Shotgun) J.Manziel pass short right to T.Benjamin to TEN 45 for 5 yards (D.Morgan).
Timeout #1 by CLV at 09:50.
- 2-5-TEN 45 (9:50) D.Johnson left end to TEN 41 for 4 yards (B.Orakpo).
- 3-1-TEN 41 (9:13) I.Crowell left guard to TEN 40 for 1 yard (P.Cox; A.Williamson).
- 1-10-TEN 40 (8:33) (Shotgun) J.Manziel pass deep right to A.Hawkins to TEN 22 for 18 yards (C.Sensabaugh). Off of a QB scramble
- 1-10-TEN 22 (7:50) D.Johnson right tackle to TEN 17 for 5 yards (B.Orakpo).
PENALTY on CLV-J.Bitonio, Clipping, 15 yards, enforced at TEN 22 - No Play.
- 1-25-TEN 37 (7:30) I.Crowell left end to TEN 33 for 4 yards (A.Williamson).
PENALTY on TEN-Z.Brown, Illegal Use of Hands, 5 yards, enforced at TEN 33.
- 1-10-TEN 28 (7:11) (Shotgun) J.Manziel pass short left to G.Barnidge to TEN 11 for 17 yards (D.Searcy).
- 1-10-TEN 11 (6:33) I.Crowell right guard for 11 yards, TOUCHDOWN.
The Replay Official reviewed the runner was down by contact ruling, and the play was Upheld. The ruling on the field stands.
T.Coons extra point is GOOD, Center-C.Hughlett, Holder-A.Lee.

R2

P3

X4

P5

R6

TEN 0 CLV 14, 7 plays, 50 yards, 1 penalty, 4:02 drive, 8:34 elapsed
--

T.Coons kicks 65 yards from CLV 35 to end zone, Touchback.

Tennessee Titans at 6:26

- 1-10-TEN 20 (6:26) (Shotgun) B.Sankey left guard to TEN 22 for 2 yards (K.Dansby; A.Bryant).
- 2-8-TEN 22 (5:47) (Shotgun) M.Mariota pass short left to A.Fasano to TEN 35 for 13 yards (D.Whitner).
- 1-10-TEN 35 (5:18) (No Huddle, Shotgun) M.Mariota pass incomplete short middle to D.McCluster.
PENALTY on TEN-H.Douglas, Unnecessary Roughness, 15 yards, enforced at TEN 35 - No Play.
- 1-25-TEN 20 (5:17) (Shotgun) M.Mariota left end to TEN 22 for 2 yards (J.Haden; C.Robertson).
- 2-23-TEN 22 (4:35) (Shotgun) M.Mariota pass short right to D.McCluster to TEN 30 for 8 yards (A.Bryant).
Timeout #1 by TEN at 03:52.
- 3-15-TEN 30 (3:52) (Shotgun) M.Mariota pass incomplete short right to C.Coffman [T.Williams].
PENALTY on TEN-C.Coffman, Unnecessary Roughness, 15 yards, enforced at TEN 30.
- 4-30-TEN 15 (3:44) (Punt formation) B.Kern punts 48 yards to CLV 37, Center-B.Brinkley. T.Benjamin to TEN 38 for 25 yards (M.Huff).
PENALTY on CLV-M.Moore, Offensive Holding, 10 yards, enforced at TEN 38.

P2

Cleveland Browns at 3:33

- 1-10-TEN 48 (3:33) J.Manziel scrambles right end to TEN 46 for 2 yards (A.Woods).
- 2-8-TEN 46 (2:44) D.Johnson left tackle to TEN 45 for 1 yard (A.Woods; B.Orakpo).
- 3-7-TEN 45 (2:04) (Shotgun) J.Manziel pass incomplete short right to B.Hartline (B.Wreh-Wilson).
- 4-7-TEN 45 (2:00) (Punt formation) A.Lee punts 35 yards to TEN 10, Center-C.Hughlett, fair catch by D.McCluster.

Tennessee Titans at 1:56

- 1-10-TEN 11 (1:56) D.McCluster right tackle to CLV 45 for 44 yards (T.Gipson).
- 1-10-CLV 45 (1:23) B.Sankey right tackle to CLV 42 for 3 yards (C.Robertson).
- 2-7-CLV 42 (:46) D.McCluster right tackle to CLV 38 for 4 yards (D.Whitner).
- 3-3-CLV 38 (:09) (Shotgun) M.Mariota sacked at CLV 42 for -4 yards (sack split by J.Hughes and P.Kruger). FUMBLES (J.Hughes) [J.Hughes], RECOVERED by CLV-C.Kirksey at CLV 42. C.Kirksey to CLV 42 for no gain (C.Warmack). Credit CLE #93 (Hughes) with the force fumble
The Replay Official reviewed the runner was down by contact ruling, and the play was Upheld. The ruling on the field stands.

R3

END OF QUARTER

	Score	Time Poss	First Downs				Efficiencies	
			R	P	X	T	3 Down	4 Down
Tennessee Titans	0	8:41	2	1	0	3	1/4	0/0
Cleveland Browns	14	6:19	2	3	1	6	1/2	0/0

Second Quarter

9/20/2015

Play By Play

Cleveland Browns continued.

Cleveland Browns at 15:00

- 1-10-CLV 42 (15:00) (Shotgun) J.Manziel pass short left to T.Gabriel to CLV 39 for -3 yards (Z.Brown).
 2-13-CLV 39 (14:26) J.Manziel pass incomplete deep middle to A.Hawkins (P.Cox).
 3-13-CLV 39 (14:19) (Shotgun) J.Manziel pass incomplete short left to B.Hartline.
 4-13-CLV 39 (14:12) A.Lee punts 61 yards to end zone, Center-C.Hughlett, Touchback.

Tennessee Titans at 14:06

- 1-10-TEN 20 (14:06) B.Sankey left tackle to TEN 23 for 3 yards (T.Williams; A.Bryant).
 2-7-TEN 23 (13:22) (Shotgun) M.Mariota pass incomplete short middle to C.Coffman [D.Bryant].
 3-7-TEN 23 (13:18) (Shotgun) M.Mariota pass short left to C.Coffman to TEN 36 for 13 yards (D.Whitner). P4
1-10-TEN 36 (12:43) T.West right guard to TEN 40 for 4 yards (J.Meder; K.Dansby).
 Timeout #2 by TEN at 12:01.
 2-6-TEN 40 (12:01) (Shotgun) M.Mariota pass incomplete deep left to A.Fasano [R.Starks].
 3-6-TEN 40 (12:01) (Shotgun) PENALTY on TEN-M.Mariota, Delay of Game, 5 yards, enforced at TEN 40 - No Play.
 3-11-TEN 35 (11:56) (Shotgun) M.Mariota pass incomplete deep middle to H.Douglas (J.Haden) [D.Bryant]. TEN-C.Warmack was injured during the play. His return is Questionable.
 4-11-TEN 35 (11:50) (Punt formation) B.Kern punts 51 yards to CLV 14, Center-B.Brinkley. T.Benjamin to CLV 30 for 16 yards (W.Woodyard).

Cleveland Browns at 11:35

- 1-10-CLV 30 (11:35) D.Johnson right guard to 50 for 20 yards (M.Griffin; C.Sensabaugh). R7
1-10-50 (10:52) D.Johnson right tackle to TEN 48 for 2 yards (Z.Brown; A.Williamson).
 2-8-TEN 48 (10:14) I.Crowell left guard to TEN 40 for 8 yards (M.Griffin; Z.Brown). R8
1-10-TEN 40 (9:35) (Shotgun) J.Manziel pass short right to A.Hawkins to TEN 31 for 9 yards (C.Sensabaugh).
 2-1-TEN 31 (9:04) I.Crowell left guard to TEN 28 for 3 yards (D.Jones). R9
1-10-TEN 28 (8:27) D.Johnson left guard to TEN 26 for 2 yards (Z.Brown).
 2-8-TEN 26 (7:53) D.Johnson right guard to TEN 19 for 7 yards (R.Pitoitua; A.Williamson).
 3-1-TEN 19 (7:14) I.Crowell left guard to TEN 19 for no gain (B.Orakpo). Official measurement for the first down
 4-1-TEN 19 (6:44) J.Manziel up the middle to TEN 19 for no gain (A.Williamson).

Tennessee Titans at 6:39

- 1-10-TEN 19 (6:39) D.McCluster right tackle to TEN 36 for 17 yards (C.Robertson). R5
1-10-TEN 36 (5:57) (Shotgun) M.Mariota pass short middle to K.Wright to TEN 46 for 10 yards (D.Whitner; T.Gipson). P6
1-10-TEN 46 (5:18) (Shotgun) M.Mariota sacked at TEN 39 for -7 yards (A.Bryant).
 2-17-TEN 39 (4:32) (Shotgun) PENALTY on TEN-M.Mariota, Delay of Game, 5 yards, enforced at TEN 39 - No Play.
 2-22-TEN 34 (4:16) (Shotgun) M.Mariota pass short left to D.McCluster to TEN 29 for -5 yards (C.Kirksey).
 3-27-TEN 29 (3:31) (Shotgun) M.Mariota pass short middle to D.McCluster to TEN 42 for 13 yards (C.Kirksey).
 4-14-TEN 42 (2:54) (Punt formation) B.Kern punts 52 yards to CLV 6, Center-B.Brinkley. T.Benjamin to CLV 15 for 9 yards (B.Brinkley).
 PENALTY on TEN-B.Wreh-Wilson, Player Out of Bounds on Punt, 15 yards, enforced at CLV 22.

Cleveland Browns at 2:46

- 1-10-CLV 37 (2:46) I.Crowell right tackle to CLV 41 for 4 yards (A.Woods).

Two-Minute Warning

- 2-6-CLV 41 (2:00) J.Manziel pass incomplete short left to M.Johnson.
 3-6-CLV 41 (1:55) (Shotgun) J.Manziel pass incomplete short right to T.Benjamin [A.Williamson].
 4-6-CLV 41 (1:51) (Punt formation) A.Lee punts 46 yards to TEN 13, Center-C.Hughlett. D.McCluster to TEN 32 for 19 yards (J.Bademosi).
 PENALTY on TEN-P.Supernaw, Illegal Block Above the Waist, 10 yards, enforced at TEN 27.

Tennessee Titans at 1:39

- 1-10-TEN 17 (1:39) (Shotgun) M.Mariota pass short left to H.Douglas to TEN 26 for 9 yards (T.Williams).
 2-1-TEN 26 (1:22) (Shotgun) M.Mariota pass incomplete short left to H.Douglas (T.Williams).
 3-1-TEN 26 (1:16) (Shotgun) M.Mariota pass incomplete short middle to K.Wright.
 4-1-TEN 26 (1:12) (Punt formation) B.Kern punts 52 yards to CLV 22, Center-B.Brinkley. T.Benjamin for 78 yards, TOUCHDOWN.

Cleveland Browns at 0:53

T.Coons extra point is GOOD, Center-C.Hughlett, Holder-A.Lee.

TEN 0 CLV 21, 0 plays, 78 yards, 0:00 drive , 14:07 elapsed

Tennessee Titans vs Cleveland Browns at FirstEnergy Stadium

T.Coons kicks 65 yards from CLV 35 to end zone, Touchback.

Tennessee Titans at 0:53

1-10-TEN 20 (:53) (Shotgun) M.Mariota sacked at TEN 14 for -6 yards (J.Meder).

2-16-TEN 14 (:06) H.Douglas right end to TEN 8 for -6 yards (K.Williams).

Penalty on CLV-K.Williams, Face Mask (15 Yards), declined. End Around

END OF QUARTER	Score	Time	First Downs				Efficiencies	
		Poss	R	P	X	T	3 Down	4 Down
Tennessee Titans	0	8:03	1	2	0	3	1/4	0/0
Cleveland Browns	21	6:57	3	0	0	3	0/3	0/1

9/20/2015 at FirstEnergy Stadium

TIME

TIME OF POSSESSION

Titans	16:44
Browns	13:16

re Info)

Tennessee Titans Cleveland Browns

[illegible]

9/20/2015 at FirstEnergy Stadium

[illegible]

Third Quarter

9/20/2015

Play By Play

CLV elects to Receive, and TEN elects to defend the East goal.

R.Succop kicks 65 yards from TEN 35 to end zone, Touchback.

Cleveland Browns at 15:00

- 1-10-CLV 20 (15:00) I.Crowell right guard to CLV 29 for 9 yards (Z.Brown).
- 2-1-CLV 29 (14:22) D.Johnson left guard to CLV 28 for -1 yards (J.Casey; D.Searcy).
PENALTY on CLV-J.Bitonio, Offensive Holding, 10 yards, enforced at CLV 29 - No Play.
- 2-11-CLV 19 (14:04) D.Johnson left tackle to CLV 18 for -1 yards (A.Woods).
- 3-12-CLV 18 (13:23) (Shotgun) J.Manziel pass short right to A.Hawkins to CLV 34 for 16 yards (A.Williamson). P10
- 1-10-CLV 34 (12:44) D.Johnson left guard to CLV 39 for 5 yards (D.Morgan).
- 2-5-CLV 39 (12:07) D.Johnson left guard to CLV 37 for -2 yards (B.Orakpo).
- 3-7-CLV 37 (11:22) (Shotgun) J.Manziel pass incomplete short right to B.Hartline.
- 4-7-CLV 37 (11:21) (Punt formation) A.Lee punts 58 yards to TEN 5, Center-C.Hughlett. D.McCluster to TEN 10 for 5 yards (S.Draughn).

Tennessee Titans at 11:10

- 1-10-TEN 10 (11:10) D.McCluster right tackle to TEN 13 for 3 yards (C.Robertson).
- 2-7-TEN 13 (10:34) B.Sankey left guard to TEN 13 for no gain (T.Gipson).
- 3-7-TEN 13 (9:51) (Shotgun) M.Mariota pass short left to A.Fasano pushed ob at TEN 46 for 33 yards (B.Mingo) [D.Bryant]. P7
- 1-10-TEN 46 (9:17) B.Sankey right guard to 50 for 4 yards (D.Whitner; C.Robertson).
- 2-6-50 (8:37) M.Mariota sacked at TEN 44 for -6 yards (J.Hughes).
Timeout #1 by CLV at 07:56.
- 3-12-TEN 44 (7:56) (Shotgun) M.Mariota sacked at TEN 41 for -3 yards (sack split by A.Bryant and D.Whitner).
- 4-15-TEN 41 (7:15) (Punt formation) B.Kern punts 40 yards to CLV 19, Center-B.Brinkley. T.Benjamin to CLV 31 for 12 yards (B.Wreh-Wilson).

Cleveland Browns at 7:11

- 1-10-CLV 31 (7:11) D.Johnson right guard to CLV 31 for no gain (D.Morgan; D.Searcy).
- 2-10-CLV 31 (6:36) J.Manziel pass incomplete deep middle to D.Bowe [A.Woods].
- 3-10-CLV 31 (6:32) (Shotgun) J.Manziel sacked at CLV 23 for -8 yards (W.Woodyard). FUMBLES (W.Woodyard) [W.Woodyard], recovered by CLV-M.Schwartz at CLV 21. M.Schwartz to CLV 21 for no gain (D.Morgan).
- 4-20-CLV 21 (5:48) (Punt formation) A.Lee punts 62 yards to TEN 17, Center-C.Hughlett. D.McCluster to TEN 33 for 16 yards (C.Hughlett).

Tennessee Titans at 5:45

- 1-10-TEN 33 (5:45) D.McCluster left guard to TEN 39 for 6 yards (J.Hughes; B.Mingo).
- 2-4-TEN 39 (5:13) D.McCluster left guard to TEN 42 for 3 yards (K.Dansby; T.Gipson).
- 3-1-TEN 42 (4:38) J.Fowler left guard to TEN 45 for 3 yards (D.Shelton). R8
- 1-10-TEN 45 (3:59) (Shotgun) B.Sankey left guard to 50 for 5 yards (K.Dansby).
- 2-5-50 (3:26) D.McCluster left end to CLV 40 for 10 yards (J.Haden). R9
- 1-10-CLV 40 (2:57) T.West left guard to CLV 38 for 2 yards (D.Shelton). CLV-D.Shelton was injured during the play. His return is Probable.
- 2-8-CLV 38 (2:29) M.Mariota pass short right to J.Fowler to CLV 19 for 19 yards (J.Haden). P10
- 1-10-CLV 19 (1:42) M.Mariota pass deep right to A.Fasano for 19 yards, TOUCHDOWN. P11
R.Succop extra point is GOOD, Center-B.Brinkley, Holder-B.Kern.

TEN 7 CLV 21, 8 plays, 67 yards, 4:09 drive, 13:24 elapsed

R.Succop kicks 71 yards from TEN 35 to CLV -6. S.Draughn to CLV 25 for 31 yards (M.Griffin).

Cleveland Browns at 1:36, (1st play from scrimmage 1:29)

- 1-10-CLV 25 (1:29) I.Crowell right end to CLV 33 for 8 yards (Z.Brown).
- 2-2-CLV 33 (:58) I.Crowell right tackle to CLV 30 for -3 yards (A.Woods).
- 3-5-CLV 30 (:14) (Shotgun) J.Manziel sacked at CLV 25 for -5 yards (D.Morgan). FUMBLES (D.Morgan) [D.Morgan], recovered by CLV-D.Johnson at CLV 26. D.Johnson to CLV 26 for no gain (M.Griffin).

END OF QUARTER

	Score	Time Poss	First Downs				Efficiencies	
			R	P	X	T	3 Down	4 Down
Tennessee Titans	7	8:08	2	3	0	5	2/3	0/0
Cleveland Browns	21	6:52	0	1	0	1	1/4	0/0

Play By Play

Fourth Quarter

9/20/2015

Cleveland Browns continued.

4-9-CLV 26 (15:00) (Punt formation) A.Lee punts 57 yards to TEN 17, Center-C.Hughlett. D.McCluster to TEN 23 for 6 yards (J.Bademosi).

Tennessee Titans at 14:49

1-10-TEN 23	(14:49) D.McCluster left tackle to TEN 24 for 1 yard (D.Whitner; J.Haden).	
2-9-TEN 24	(14:10) B.Sankey right tackle to TEN 30 for 6 yards (K.Dansby).	
3-3-TEN 30	(13:27) (Shotgun) M.Mariota scrambles left end to TEN 35 for 5 yards (T.Gipson).	R12
<u>1-10-TEN 35</u>	(12:55) (Shotgun) M.Mariota pass short middle to A.Fasano to TEN 46 for 11 yards (T.Gipson; K.Dansby).	P13
<u>1-10-TEN 46</u>	(12:17) B.Sankey right end to CLV 46 for 8 yards (T.Williams).	
2-2-CLV 46	(11:37) B.Sankey right guard to CLV 45 for 1 yard (J.Meder; D.Shelton).	
3-1-CLV 45	(10:48) M.Mariota pass short right to C.Stevens to CLV 32 for 13 yards (D.Whitner).	P14
<u>1-10-CLV 32</u>	(10:13) D.McCluster right tackle to CLV 26 for 6 yards (K.Dansby).	
2-4-CLV 26	(9:30) (Shotgun) M.Mariota pass short middle to K.Wright to CLV 19 for 7 yards (J.Haden).	P15
<u>1-10-CLV 19</u>	(8:45) (Shotgun) M.Mariota pass short right to C.Coffman to CLV 17 for 2 yards (C.Robertson).	
2-8-CLV 17	(8:01) (Shotgun) M.Mariota pass incomplete short right to B.Sankey (C.Robertson). CLV-C.Robertson was injured during the play.	
3-8-CLV 17	(8:01) (Shotgun) PENALTY on TEN-C.Coffman, False Start, 5 yards, enforced at CLV 17 - No Play.	
3-13-CLV 22	(7:54) (Shotgun) M.Mariota pass deep left intended for K.Wright INTERCEPTED by J.Poyer [J.Meder] at CLV -1. J.Poyer to CLV 7 for 8 yards (K.Wright).	
	PENALTY on CLV-D.Bryant, Illegal Use of Hands, 5 yards, enforced at CLV 22 - No Play.	X16
<u>1-10-CLV 17</u>	(7:44) M.Mariota pass incomplete short left to B.Sankey (K.Dansby) [A.Bryant]. QB scramble	
2-10-CLV 17	(7:34) B.Sankey right guard to CLV 13 for 4 yards (B.Mingo).	
3-6-CLV 13	(6:51) (Shotgun) M.Mariota pass incomplete short left to H.Douglas.	
4-6-CLV 13	(6:48) (Shotgun) M.Mariota pass short middle to D.Green-Beckham for 13 yards, TOUCHDOWN.	P17
	R.Succop extra point is GOOD, Center-B.Brinkley, Holder-B.Kern.	

TEN 14 CLV 21, 15 plays, 77 yards, 1 penalty, 8:07 drive, 8:18 elapsed

R.Succop kicks 65 yards from TEN 35 to end zone, Touchback.

Cleveland Browns at 6:42

1-10-CLV 20	(6:42) I.Crowell right guard to CLV 35 for 15 yards (C.Sensabaugh).	R11
<u>1-10-CLV 35</u>	(5:57) I.Crowell left tackle to CLV 41 for 6 yards (D.Searcy).	
2-4-CLV 41	(5:13) D.Johnson left guard to CLV 44 for 3 yards (P.Cox).	
3-1-CLV 44	(4:30) D.Johnson left guard to CLV 46 for 2 yards (Z.Brown).	R12
<u>1-10-CLV 46</u>	(3:47) I.Crowell right guard to CLV 48 for 2 yards (D.Morgan).	
2-8-CLV 48	(3:07) I.Crowell left guard to 50 for 2 yards (M.Griffin).	
	Timeout #1 by TEN at 03:02.	
3-6-50	(3:01) (Shotgun) J.Manziel pass deep left to T.Benjamin for 50 yards, TOUCHDOWN. CLE # 74 reports as an eligible receiver. QB scramble on the play	P13
	T.Coons extra point is GOOD, Center-C.Hughlett, Holder-A.Lee.	

TEN 14 CLV 28, 7 plays, 80 yards, 3:50 drive, 12:08 elapsed

T.Coons kicks 65 yards from CLV 35 to end zone, Touchback.

Tennessee Titans at 2:52

1-10-TEN 20	(2:52) (Shotgun) M.Mariota pass incomplete deep right to H.Douglas.	
2-10-TEN 20	(2:46) (Shotgun) M.Mariota pass short left to J.Hunter to TEN 40 for 20 yards (T.Williams).	P18
<u>1-10-TEN 40</u>	(2:25) (No Huddle, Shotgun) M.Mariota pass incomplete short right to H.Douglas.	
2-10-TEN 40	(2:21) (Shotgun) M.Mariota pass incomplete deep right to K.Wright.	
3-10-TEN 40	(2:15) (Shotgun) M.Mariota pass short middle to J.Hunter to CLV 46 for 14 yards (J.Haden).	P19
	Cleveland challenged the pass completion ruling, and the play was Upheld. The ruling on the field stands. (Timeout #2.)	

Two-Minute Warning

<u>1-10-CLV 46</u>	(2:00) (Shotgun) M.Mariota pass incomplete deep left to H.Douglas.	
2-10-CLV 46	(1:55) (Shotgun) M.Mariota pass short middle to C.Coffman to CLV 35 for 11 yards (K.Dansby).	P20
<u>1-10-CLV 35</u>	(1:37) (No Huddle, Shotgun) M.Mariota sacked at CLV 43 for -8 yards (K.Williams). FUMBLES (K.Williams), recovered by TEN-D.McCluster at CLV 43. D.McCluster to CLV 43 for no gain (P.Kruger).	
	Timeout #2 by TEN at 01:31.	
2-18-CLV 43	(1:30) (Shotgun) M.Mariota pass short middle to C.Coffman to CLV 27 for 16 yards (T.Gipson).	
3-2-CLV 27	(1:07) (No Huddle, Shotgun) M.Mariota pass incomplete deep left to H.Douglas.	

4-2-CLV 27 (1:04) (Shotgun) M.Mariota pass short left to A.Fasano to CLV 19 for 8 yards (T.Williams).

1-10-CLV 19 (:46) (No Huddle, Shotgun) M.Mariota sacked at CLV 26 for -7 yards (A.Bryant). FUMBLES (A.Bryant) [A.Bryant], RECOVERED by CLV-R.Starks at CLV 23. R.Starks to CLV 23 for no gain (T.Lewan).

The Replay Official reviewed the fumble ruling, and the play was Upheld. The ruling on the field was confirmed.

Cleveland Browns at 0:40

1-10-CLV 23 (:40) J.Manziel kneels to CLV 22 for -1 yards.

END OF QUARTER

	Score	Time Poss	First Downs				Efficiencies	
			R	P	X	T	3 Down	4 Down
Tennessee Titans	14	10:19	1	8	1	10	3/5	2/2
Cleveland Browns	28	4:41	2	1	0	3	2/2	0/0

Final Defensive Statistics

Tennessee Titans	Regular Defensive Plays												Special Teams					Misc			
	TKL	AST	COMB	SK	/ YDS	TFL	Q	IN	PD	FF	FR		TKL	AST	FF	FR	BL	TKL	AST	FF	FR
Z.Brown	5	2	7	0	0	1	0	0	0	0	0		0	0	0	0	0	0	0	0	0
D.Morgan	5	1	6	1	4	1	1	0	0	1	0		0	0	0	0	0	0	0	0	0
A.Williamson	3	3	6	0	0	0	1	0	0	0	0		0	0	0	0	0	0	0	0	0
A.Woods	4	1	5	0	0	2	1	0	0	0	0		0	0	0	0	0	0	0	0	0
M.Griffin	3	2	5	0	0	1	0	0	0	0	0		1	0	0	0	0	0	0	0	0
B.Orakpo	3	1	4	0	0	1	0	0	0	0	0		0	0	0	0	0	0	0	0	0
C.Sensabaugh	3	1	4	0	0	0	0	0	0	0	0		0	0	0	0	0	0	0	0	0
D.Searcy	2	1	3	0	0	0	0	0	0	0	0		0	0	0	0	0	0	0	0	0
P.Cox	1	1	2	0	0	0	0	0	1	0	0		0	0	0	0	0	0	0	0	0
W.Woodyard	1	0	1	1	10	0	1	0	0	1	0		1	0	0	0	0	0	0	0	0
D.Jones	1	0	1	0	0	0	0	0	0	0	0		0	0	0	0	0	0	0	0	0
R.Pitoitua	0	1	1	0	0	0	0	0	0	0	0		0	0	0	0	0	0	0	0	0
B.Wreh-Wilson	0	0	0	0	0	0	0	0	1	0	0		1	0	0	0	0	0	0	0	0
B.Brinkley	0	0	0	0	0	0	0	0	0	0	0		2	0	0	0	0	0	0	0	0
M.Huff	0	0	0	0	0	0	0	0	0	0	0		1	0	0	0	0	0	0	0	0
H.Douglas	0	0	0	0	0	0	0	0	0	0	0		0	0	0	0	0	1	0	0	0
C.Warmack	0	0	0	0	0	0	0	0	0	0	0		0	0	0	0	0	1	0	0	0
T.Lewan	0	0	0	0	0	0	0	0	0	0	0		0	0	0	0	0	1	0	0	0
D.McCluster	0	0	0	0	0	0	0	0	0	0	0		0	0	0	0	0	0	0	0	1
Total	31	14	45	2	14	6	4	0	2	2	0		6	0	0	0	0	3	0	0	1

TKL = Tackle AST = Assist COMB = Combined QH=QB Hit IN = Interception PD = Pass Defense FF = Forced Fumble FR = Fumble Recovery

Cleveland Browns	Regular Defensive Plays												Special Teams					Misc			
	TKL	AST	COMB	SK	/ YDS	TFL	QH	IN	PD	FF	FR		TKL	AST	FF	FR	BL	TKL	AST	FF	FR
C.Robertson	5	3	8	0	0	0	0	0	1	1	0		0	0	0	0	0	0	0	0	0
T.Gipson	5	3	8	0	0	0	0	0	0	0	0		0	0	0	0	0	0	0	0	0
D.Whitner	4	4	8	0.5	1.5	0	1	0	0	0	0		0	0	0	0	0	0	0	0	0
K.Dansby	4	4	8	0	0	0	0	0	1	0	0		0	0	0	0	0	0	0	0	0
J.Haden	4	2	6	0	0	0	0	0	1	0	1		0	0	0	0	0	0	0	0	0
A.Bryant	3	3	6	2.5	12.5	1	4	0	0	1	0		0	0	0	0	0	0	0	0	0
T.Williams	4	1	5	0	0	0	1	0	1	0	0		0	0	0	0	0	0	0	0	0
D.Shelton	2	2	4	0	0	0	0	0	0	0	0		0	0	0	0	0	0	0	0	0
J.Hughes	1	3	4	1.5	8	1	2	0	0	1	0		0	0	0	0	0	0	0	0	0
K.Williams	3	0	3	1	8	1	0	0	0	1	0		0	0	0	0	0	0	0	0	0
B.Mingo	2	1	3	0	0	0	0	0	0	0	0		0	0	0	0	0	0	0	0	0
J.Meder	1	2	3	1	6	1	1	0	0	0	0		0	0	0	0	0	0	0	0	0
C.Kirksey	2	0	2	0	0	1	0	0	0	0	1		0	0	0	0	0	0	0	0	0
P.Kruger	1	1	2	0.5	2	1	0	0	0	0	0		0	0	0	0	0	0	0	0	0
R.Starks	1	1	2	0	0	0	1	0	0	0	1		0	0	0	0	0	0	0	0	0
D.Bryant	0	0	0	0	0	0	3	0	0	0	0		0	0	0	0	0	0	0	0	0
J.Bademosi	0	0	0	0	0	0	0	0	0	0	0		2	0	0	0	0	0	0	0	0
S.Draughn	0	0	0	0	0	0	0	0	0	0	0		1	0	0	0	0	0	0	0	0
C.Hughlett	0	0	0	0	0	0	0	0	0	0	0		1	0	0	0	0	0	0	0	0
M.Schwartz	0	0	0	0	0	0	0	0	0	0	0		0	0	0	0	0	0	0	0	1
D.Johnson	0	0	0	0	0	0	0	0	0	0	0		0	0	0	0	0	0	0	0	1
Total	42	30	72	7	38	6	13	0	4	4	3		4	0	0	0	0	0	0	0	2

Ball Possession And Drive Chart

Tennessee Titans

#	Time Recd	Time Lost	Time Poss	How Ball Obtained	Drive Began	# Play	Yds Gain	Yds Pen	Net Yds	1st Down	Last Scrm	How Given Up
1	15:00	13:31	1:29	Kickoff	TEN 20	3	11	-10	1	0	TEN 21	Punt
2	12:51	10:28	2:23	Kickoff	TEN 20	5	25	0	25	1	TEN 41	Fumble
3	6:26	3:33	2:53	Kickoff	TEN 20	5	25	-30	-5	1	TEN 15	Punt
4	1:56	0:00	1:56	Punt	TEN 11	4	47	0	47	1	CLV 38	Fumble
5	14:06	11:35	2:31	Punt	TEN 20	6	20	-5	15	1	TEN 35	Punt
6	6:39	2:46	3:53	Downs	TEN 19	5	28	-5	23	2	TEN 42	Punt
7	1:39	0:53	0:46	Punt	TEN 17	3	9	0	9	0	TEN 26	Punt
8	0:53	0:00	0:53	Kickoff	TEN 20	2	-12	0	-12	0	TEN 14	End of Half
9	11:10	7:11	3:59	Punt	TEN 10	6	31	0	31	1	TEN 41	Punt
10	5:45	1:36	4:09	Punt	TEN 33	8	67	0	67	4	* CLV 19	Touchdown
11	14:49	6:42	8:07	Punt	TEN 23	15	77	0	77	6	* CLV 13	Touchdown
12	2:52	0:40	2:12	Kickoff	TEN 20	12	57	0	57	4	* CLV 19	Fumble

(233) Average TEN 19

Cleveland Browns

#	Time Recd	Time Lost	Time Poss	How Ball Obtained	Drive Began	# Play	Yds Gain	Yds Pen	Net Yds	1st Down	Last Scrm	How Given Up
1	13:31	12:51	0:40	Punt	CLV 38	2	62	0	62	1	CLV 40	Touchdown
2	10:28	6:26	4:02	Fumble	50	7	60	-10	50	5	* TEN 11	Touchdown
3	3:33	1:56	1:37	Punt	TEN 48	3	3	0	3	0	TEN 45	Punt
4	15:00	14:06	0:54	Fumble	CLV 42	3	-3	0	-3	0	CLV 39	Punt
5	11:35	6:39	4:56	Punt	CLV 30	9	51	0	51	3	* TEN 19	Downs
6	2:46	1:39	1:07	Punt	CLV 37	3	4	0	4	0	CLV 41	Punt
7	15:00	11:10	3:50	Kickoff	CLV 20	6	27	-10	17	1	CLV 37	Punt
8	7:11	5:45	1:26	Punt	CLV 31	3	-10	0	-10	0	CLV 21	Punt
9	1:36	14:49	1:47	Kickoff	CLV 25	3	1	0	1	0	CLV 26	Punt
10	6:42	2:52	3:50	Kickoff	CLV 20	7	80	0	80	3	50	Touchdown
11	0:40	0:00	0:40	Fumble	CLV 23	1	-1	0	-1	0	CLV 23	End of Game

(368) Average CLV 33

* inside opponent's 20

Time of Possession by Quarter

	1st	2nd	3rd	4th	OT	Total
Visitor Tennessee Titans	8:41	8:03	8:08	10:19		35:11
Home Cleveland Browns	6:19	6:57	6:52	4:41		24:49

Kickoff Drive No.-Start Average

Titans: 5 - TEN 20

Browns: 3 - CLV 22

Miscellaneous Statistics Report

Tennessee Titans vs Cleveland Browns
9/20/2015 at FirstEnergy Stadium

Ten Longest Plays for Tennessee Titans

Yards	Qtr	Play Start	Play Description
44	1	1-10-TEN 11	(1:56) D.McCluster right tackle to CLV 45 for 44 yards (T.Gipson).
33	3	3-7-TEN 13	(9:51) (Shotgun) M.Mariota pass short left to A.Fasano pushed ob at TEN 46 for 33 yards (B.Mingo) [D.Bryant].
20	4	2-10-TEN 20	(2:46) (Shotgun) M.Mariota pass short left to J.Hunter to TEN 40 for 20 yards (T.Williams).
19	3	2-8-CLV 38	(2:29) M.Mariota pass short right to J.Fowler to CLV 19 for 19 yards (J.Haden).
19	3	1-10-CLV 19	(1:42) M.Mariota pass deep right to A.Fasano for 19 yards, TOUCHDOWN.
17	2	1-10-TEN 19	(6:39) D.McCluster right tackle to TEN 36 for 17 yards (C.Robertson).
16	4	2-18-CLV 43	(1:30) (Shotgun) M.Mariota pass short middle to C.Coffman to CLV 27 for 16 yards (T.Gipson).
14	4	3-10-TEN 40	(2:15) (Shotgun) M.Mariota pass short middle to J.Hunter to CLV 46 for 14 yards (J.Haden). Cleveland challenged the pass completion ruling, and the play was Upheld. The ruling on the field stands. (Timeout #2.)
13	1	2-8-TEN 22	(5:47) (Shotgun) M.Mariota pass short left to A.Fasano to TEN 35 for 13 yards (D.Whitner).
13	2	3-7-TEN 23	(13:18) (Shotgun) M.Mariota pass short left to C.Coffman to TEN 36 for 13 yards (D.Whitner).

Ten Longest Plays for Cleveland Browns

Yards	Qtr	Play Start	Play Description
60	1	2-8-CLV 40	(12:59) J.Manziel pass deep middle to T.Benjamin for 60 yards, TOUCHDOWN.
50	4	3-6-50	(3:01) (Shotgun) J.Manziel pass deep left to T.Benjamin for 50 yards, TOUCHDOWN. CLE # 74 reports as an eligible receiver.
20	2	1-10-CLV 30	(11:35) D.Johnson right guard to 50 for 20 yards (M.Griffin; C.Sensabaugh).
18	1	1-10-TEN 40	(8:33) (Shotgun) J.Manziel pass deep right to A.Hawkins to TEN 22 for 18 yards (C.Sensabaugh). Off of a QB scramble
17	1	1-10-TEN 28	(7:11) (Shotgun) J.Manziel pass short left to G.Barnidge to TEN 11 for 17 yards (D.Searcy).
16	3	3-12-CLV 18	(13:23) (Shotgun) J.Manziel pass short right to A.Hawkins to CLV 34 for 16 yards (A.Williamson).
15	4	1-10-CLV 20	(6:42) I.Crowell right guard to CLV 35 for 15 yards (C.Sensabaugh).
11	1	1-10-TEN 11	(6:33) I.Crowell right guard for 11 yards, TOUCHDOWN.
9	1	1-25-TEN 37	(7:30) I.Crowell left end to TEN 33 for 4 yards (A.Williamson).
9	2	1-10-TEN 40	(9:35) (Shotgun) J.Manziel pass short right to A.Hawkins to TEN 31 for 9 yards (C.Sensabaugh).

Touchdown Scoring Information

		Offense	Defense	Special Teams
VISITOR	Tennessee Titans	2	0	0
HOME	Cleveland Browns	3	0	1

Player Scoring Information

Club	Player	TD	Rush TD	Rec TD	KO TD	Punt TD	Int TD	Fum TD	Misc TD	FG	XP	2Pt Rush	2Pt Rec	Sfty	Points
TEN	D.Green-Beckham	0	0	1	0	0	0	0	0	0	0	0	0	0	6
TEN	A.Fasano	0	0	1	0	0	0	0	0	0	0	0	0	0	6
TEN	R.Succop	0	0	0	0	0	0	0	0	0	2	0	0	0	2
CLV	T.Benjamin	0	0	2	0	1	0	0	0	0	0	0	0	0	18
CLV	I.Crowell	0	1	0	0	0	0	0	0	0	0	0	0	0	6
CLV	T.Coons	0	0	0	0	0	0	0	0	0	4	0	0	0	4

Possession Detail

	First Half		Second Half		Game	
	Visitor	Home	Visitor	Home	Visitor	Home
Largest Lead	0	21	0	14	0	21
Drives Leading	0	5	0	5	0	10
Time of Possession Leading	0:00	12:36	0:00	11:33	0:00	24:09
Largest Deficit	-21	0	-14	0	-21	0
Drives Trailing	7	0	4	0	11	0
Time of Possession Trailing	15:15	0:00	18:27	0:00	33:42	0:00
Times Score Tied Up		0		0		0
Lead Changes		1		0		1

Playtime Percentage

Percent of playtime per player on offense, defense and special teams

Tennessee Titans							Cleveland Browns								
		Offense		Defense		Special Teams				Offense		Defense		Special Teams	
B Bell	G	78	100%			2	8%	J Greco	G	49	100%			4	15%
T Lewan	T	78	100%			2	8%	M Schwartz	T	49	100%			4	15%
B Schwenke	C	78	100%			2	8%	J Bitonio	G	49	100%			4	15%
M Mariota	QB	78	100%					J Thomas	T	49	100%				
J Poutasi	T	78	100%					A Mack	C	49	100%				
H Douglas	WR	66	85%					J Manziel	QB	49	100%				
K Wright	WR	63	81%					A Hawkins	WR	38	78%				
J Meredith	T	53	68%			2	8%	J Dray	TE	34	69%			7	27%
A Fasano	TE	46	59%			2	8%	G Barnidge	TE	32	65%			6	23%
D McCluster	RB	45	58%			6	23%	D Johnson	RB	26	53%				
J Hunter	WR	42	54%					I Crowell	RB	24	49%				
C Coffman	TE	36	46%					T Benjamin	WR	23	47%			6	23%
B Sankey	RB	32	41%			5	19%	B Hartline	WR	20	41%				
C Stevens	TE	30	38%			2	8%	M Johnson	FB	17	35%			2	8%
C Warmack	G	25	32%					T Gabriel	WR	13	27%				
D Green-Beckham	WR	13	17%			6	23%	D Bowe	WR	8	16%				
J Fowler	FB	8	10%			19	73%	R Housler	TE	6	12%			6	23%
T West	RB	5	6%			5	19%	C Erving	G	3	6%			4	15%
P Supernaw	TE	4	5%			19	73%	M Moore	WR	1	2%			17	65%
P Cox	CB			49	100%	12	46%	J Haden	CB			78	100%	8	31%
C Sensabaugh	CB			49	100%	10	38%	K Dansby	LB			78	100%	2	8%
D Searcy	SS			49	100%	7	27%	D Whitner	SS			78	100%		
M Griffin	FS			49	100%	5	19%	T Gipson	FS			78	100%		
Z Brown	LB			49	100%	5	19%	T Williams	CB			76	97%	2	8%
B Orakpo	LB			47	96%	5	19%	P Kruger	LB			70	90%		
D Morgan	LB			46	94%	5	19%	A Bryant	DE			52	67%	7	27%
A Williamson	LB			43	88%	11	42%	K Williams	CB			45	58%	12	46%
J Casey	DT			43	88%	4	15%	D Bryant	DE			44	56%	2	8%
D Jones	DE			36	73%	1	4%	R Starks	DE			42	54%		
A Woods	NT			31	63%	6	23%	D Shelton	NT			39	50%	6	23%
B Wreh-Wilson	CB			11	22%	20	77%	C Robertson	LB			35	45%	14	54%
K Klug	DT			10	20%	10	38%	J Hughes	DE			34	44%	2	8%
A Blackson	DE			7	14%	6	23%	J Meder	NT			31	40%	2	8%
W Woodyard	LB			6	12%	14	54%	C Kirksey	LB			22	28%	14	54%
R Pitoitua	DE			6	12%	1	4%	J Poyer	FS			21	27%	22	85%
D Mount	LB			5	10%	4	15%	B Mingo	LB			21	27%	22	85%
M Martin	DT			3	6%			N Orchard	LB			13	17%		
S Johnson	LB					19	73%	P Desir	CB			1	1%	14	54%
M Huff	FS					19	73%	J Bademosi	CB					22	85%
D Stafford	SS					19	73%	T Carder	LB					22	85%
D Bass	LB					8	31%	S Draughn	RB					20	77%
B Brinkley	LS					8	31%	C Hughlett	LS					10	38%
B Kern	P					8	31%	A Lee	P					10	38%
R Succop	K					5	19%	T Coons	K					9	35%
								A Pasztor	T					4	15%

2015 TENNESSEE TITANS REGULAR SEASON STATISTICS

Won 1, Lost 1

Date	W-L	Score	OT	Opponent	Attendance
09/13	W	42-14		at Tampa Bay	63,945
09/20	L	14-28		at Cleveland	67,431
09/27				Indianapolis	
10/11				Buffalo	
10/18				Miami	
10/25				Atlanta	
11/01				at Houston	
11/08				at New Orleans	
11/15				Carolina	
11/19				at Jacksonville	
11/29				Oakland	
12/06				Jacksonville	
12/13				at New York Jets	
12/20				at New England	
12/27				Houston	
01/03				at Indianapolis	

Statistic	Tenn.	Opp.
Total First Downs	41	29
Rushing	13	11
Passing	25	16
Penalty	3	2
3rd Down: Made/Att	11/25	7/25
3rd Down Pct.	44.0	28.0
4th Down: Made/Att	2/2	2/5
4th Down Pct.	100.0	40.0
Possession Avg.	33:21	26:39
Total Net Yards	694	547
Avg. Per Game	347.0	273.5
Total Plays	124	110
Avg. Per Play	5.6	5.0
Net Yards Rushing	290	208
Avg. Per Game	145.0	104.0
Total Rushes	62	56
Net Yards Passing	404	339
Avg. Per Game	202.0	169.5
Sacked/Yards Lost	9/62	6/43
Gross Yards	466	382
Att./Completions	53/34	48/24
Completion Pct.	64.2	50.0
Had Intercepted	0	2
Punts/Average	10/48.7	10/50.7
Net Punting Avg.	10/31.6	10/43.2
Penalties/Yards	17/140	16/137
Fumbles/Ball Lost	6/4	4/0
Touchdowns	8	6
Rushing	1	1
Passing	6	4
Returns	1	1

Score By Periods	Q1	Q2	Q3	Q4	OT	PTS
Team	21	14	14	7	0	56
Opponents	14	14	0	14	0	42

Scoring	TD	Rush	Rec	Ret	K-PAT	FG	S	PTS
Sankey	2	1	1	0			0	12
Succop	0	0	0	0	8/8	0/0	0	8
Douglas	1	0	1	0			0	6
Fasano	1	0	1	0			0	6
Green-Beckham	1	0	1	0		0	6	
Sensabaugh	1	0	0	1			0	6
Walker	1	0	1	0			0	6
Wright	1	0	1	0			0	6
Team	8	1	6	1	8/8	0/0	0	56
Opponents	6	1	4	1	6/6	0/0	0	42

2-Pt Conv: TM 0-0, OPP 0-0

Passing	Att	Cmp	Yds	Cmp%	Yds/Att	TD	TD%	Int	Int%	Long	Sack/Lost	Rating
Mariota	53	34	466	64.2	8.79	6	11.3	0	0.0	52t	9/62	129.9
Team	53	34	466	64.2	8.79	6	11.3	0	0.0	52t	9/62	129.9
Opponents	48	24	382	50.0	7.96	4	8.3	2	4.2	60t	6/43	87.3

Rushing	No.	Yds	Avg	Long	TD
Sankey	24	116	4.8	16	1
McCluster	12	106	8.8	44	0
West	16	51	3.2	12	0
Mariota	5	25	5.0	12	0
Fowler	1	3	3.0	3	0
Mettenberger	3	-5	-1.7	-1	0
Douglas	1	-6	-6.0	-6	0
Team	62	290	4.7	44	1
Opponents	56	208	3.7	20	1

Receiving	No.	Yds	Avg	Long	TD
Wright	6	118	19.7	52t	1
Fasano	6	102	17.0	33	1
Coffman	4	42	10.5	16	0
McCluster	4	26	6.5	13	0
Hunter	3	45	15.0	20	0
Walker	3	43	14.3	22	1
Douglas	3	33	11.0	20	1
Sankey	2	12	6.0	12t	1
Fowler	1	19	19.0	19	0
Green-Beckham	1	13	13.0	13t	1
Stevens	1	13	13.0	13	0
Team	34	466	13.7	52t	6
Opponents	24	382	15.9	60t	4

Interceptions	No.	Yds	Avg	Long	TD
Sensabaugh	1	26	26.0	26t	1
Mount	1	8	8.0	8	0
Team	2	34	17.0	26t	1
Opponents	0	0	---	---	0

Punting	No.	Yds	Avg	Net	TB	In	Lg	B
Kern	10	487	48.7	31.6	0	2	57	0
Team	10	487	48.7	31.6	0	2	57	0
Opponents	10	507	50.7	43.2	1	2	62	0

Punt Returns	Ret	FC	Yds	Avg	Long	TD
McCluster	6	1	55	9.2	16	0
Team	6	1	55	9.2	16	0
Opponents	8	0	171	21.4	78t	1

Kickoff Returns	No.	Yds	Avg	Long	TD
Sankey	1	17	17.0	17	0
Team	1	17	17.0	17	0
Opponents	4	114	28.5	32	0

Field Goals	1-19	20-29	30-39	40-49	50+
Team	0/0	0/0	0/0	0/0	0/0
Opponents	0/0	0/0	0/0	0/0	0/0

Sacks: Morgan 3, Blackson 1, Casey 1, Woodyard 1, TM 6, OPP 9

FUM/Lost: Mariota 3/2, West 2/2, Sankey 1/0

TITANS FAIL TO GET BIG DEFENSIVE STOPS IN LOSS TO COLTS

BY JIM WYATT
TITANS ONLINE
SEPTEMBER 28, 2015

NASHVILLE, Tenn. — Titans defenders hit Colts quarterback Andrew Luck.

They forced him into mistakes, and caused him to look flustered at times.

“For 3 ½ quarters, we had them,” Titans linebacker Brian Orakpo said. “There’s no question we did what we needed to do to win this game -- or at least put ourselves into position to win this game.”

In the end, however, the Titans ran out of, well, luck.

The Colts scored 21 straight points in the fourth quarter en route to a 35-33 win over the Titans. Luck led the way, throwing for 260 yards and two touchdowns. He guided a critical 98-yard drive.

The Titans kicked themselves for not closing the deal.

“If you’re up like that, you allow your defense to finish the game up. You can’t make silly mistakes,” linebacker Zach Brown said. “When it’s time for you to make a play, you have to make a play. Yes, this one definitely got away from us. We just have to make the plays.

“(Coaches) put us into the right calls, we just have to make the plays. Ball’s in the air and you have to make the plays, knock it down, and find a way to get the ball down. We can’t allow the ball to go over our heads.”

Brown intercepted Luck in the game, and so did cornerback Perrish Cox.

Defensive linemen Jurrell Casey and Karl Klug sacked him, and so did Orakpo. The Titans were also

credited with four quarterback hits on Luck.

After falling behind the Colts 14-0, the Titans had things going on defense. The Colts were kept off the scoreboard on offense in the second and third quarter as the Titans built a 27-14 lead.

Luck got things going with a 98-yard touchdown drive that was capped off with a 35-yard touchdown pass to Phillip Dorsett with 6:49 left in the game.

“It was huge,” Luck said of the drive. “We got up there, and there was a special look in the guys’ eyes. You’re sitting on the 2-yard line. This is a test. If we can do this, we’ll have a chance, and if we can’t we won’t have a chance. It’s good to get a 98-yard touchdown drive, and a great job by the guys up front. Again, overcoming some penalties in that drive early I think as well, and what a great job.”

The touchdown pass came on a third-and-20. It was one of two third-and-20 plays converted by the Colts in the game.

“That was tough, because we get them backed up, and the conversion rate on third and 20 isn’t that good, but they scored a touchdown on that and that hurts us,” coach Ken Whisenhunt said of Luck’s TD pass to Dorsett. “But what can I say? I am not going to fault our defense because they played their tails off today.

“They got a couple of turnovers, made plays. Our entire team did that. We made mistakes as a group. Whether you like it or not we’ve got to get better from it, but we showed a lot of heart with our football team and fought our way back in and we did a lot of good things. We understand that we came up short and we’ll work to get better.”

An 11-yard touchdown pass from Luck to receiver Donte Moncrief gave the Colts a 28-27 lead less than a minute later after Titans quarterback Marcus Mariota threw

an interception. Frank Gore scored on a six-yard touchdown to cap a five-play, 69-yard drive less than four minutes later to make it 35-27.

Casey said the Titans need to do a better job of finishing.

“We just have to eliminate those big plays,” Casey said. “We gave up that big play at the end of the game, and we couldn’t defense the way we needed to. Started off pretty good, but just have to figure out a way to finish. We know how the Colts are. They are a team that can keep on fighting, and they are not going to give up to the last second. You know, we kept our head down and kept trying to go, but we just couldn’t make the plays when we needed.”

Gore ran for 86 yards and two touchdowns in the game.

Colts receiver T.Y. Hilton had four catches for a team-high 94 yards in the contest, but it was receivers Dorsett and Moncrief who got into the end zone for the Colts.

“Those guys in the end, Luck and Gore, they just made plays. My hat is off to them, they didn’t quit. They got hot,” Orakpo said. “It’s frustrating. It’s disappointing. We had this game, but that’s the NFL for you. It’s so hard to get a win. And you have to play every down and every snap. We just couldn’t hold it (the lead).

“Man, this one hurts. We had it. This is the defending AFC South champs, and we definitely had this game. There are some positives to take from this game, but I’m not into moral victories. We let those guys off the hook, and you know, that’s the most frustrating thing about it. But we can’t dwell on this too long. We have a bye week and we’ll work on all of our problems and get ready for Buffalo.”

###

Week 3

National Football League Game Summary

NFL Copyright © 2015 by The National Football League. All rights reserved. This summary and play-by-play is for the express purpose of assisting media in their coverage of the game; any other use of this material is prohibited without the written permission of the National Football League. Updated: 9/30/2015

Date: Sunday, 9/27/2015 Indianapolis Colts at Tennessee Titans Start Time: 12:03 PM Central
at Nissan Stadium, Nashville, TN

Game Day Weather

Game Weather: Cloudy Temp: 74° F (23.3° C) Humidity: 77%, Wind: ENE 3 mph
Played Outdoors on Turf: Grass Outdoor Weather: Cloudy, Wind Chill: 74

Officials

Referee: Wrolstad, Craig (4) Umpire: Ellison, Roy (81) Head Linesman: Hittner, Mark (28)
Line Judge: Mapp, Julian (10) Side Judge: Lamberth, Jeff (21) Field Judge: Zimmer, Steve (33)
Back Judge: Dyer, Lee (27) Replay Official: Hynes, Al ()

Lineups

Indianapolis Colts				Tennessee Titans			
Offense		Defense		Offense		Defense	
WR	81 A.Johnson	DE	90 K.Langford	WR	83 H.Douglas	DE	90 D.Jones
LT	74 A.Castonzo	NT	54 D.Parry	TE	82 D.Walker	NT	96 A.Woods
LG	75 J.Mewhort	DT	96 H.Anderson	LT	77 T.Lewan	DT	99 J.Casey
C	62 K.Holmes	SLB	93 E.Walden	LG	76 B.Bell	OLB	91 D.Morgan
RG	69 H.Thornton	MIKE	52 D.Jackson	C	62 B.Schwenke	ILB	55 Z.Brown
RT	76 J.Reitz	WILL	50 J.Freeman	RG	79 J.Meredith	ILB	54 A.Williamson
WR	13 T.Hilton	RUSH	91 J.Newsome	RT	73 J.Poutasi	OLB	98 B.Orakpo
QB	12 A.Luck	LCB	25 J.Brown	TE	88 C.Stevens	CB	29 P.Cox
TE	80 C.Fleener	SS	29 M.Adams	WR	13 K.Wright	SS	21 D.Searcy
RB	23 F.Gore	FS	33 D.Lowery	QB	8 M.Mariota	FS	33 M.Griffin
WR	10 D.Moncrief	RCB	21 V.Davis	RB	22 D.McCluster	CB	24 C.Sensabaugh

Substitutions

P 1 P.McAfee, K 4 A.Vinatieri, WR 15 P.Dorsett, WR 17 G.Whalen, S 27 W.Guy, S 32 C.Anderson, RB 34 J.Robinson, DB 35 J.Thomas, RB 38 T.Varga, CB 41 E.Patterson, S 42 C.Geathers, LS 45 M.Overton, ILB 51 S.Moore, ILB 55 N.Irving, ILB 57 J.McNary, C 72 J.Harrison, G 79 T.Herremans, TE 84 J.Doyle, OLB 92 B.Werner, NT 94 Z.Kerr, DE 95 E.Okine, OLB 98 R.Mathis, DT 99 B.Winn

Substitutions

K 4 R.Succop, P 6 B.Kern, WR 15 J.Hunter, WR 17 D.Green-Beckham, RB 20 B.Sankey, CB 25 B.Wreh-Wilson, RB 26 A.Andrews, DB 28 M.Huff, S 39 D.Stafford, FB 45 J.Fowler, LS 48 B.Brinkley, DE 51 D.Bass, LB 52 S.Johnson, LB 53 D.Mount, ILB 59 W.Woodyard, C/G 69 A.Gallik, TE 80 A.Fasano, TE 89 P.Supernaw, DL 93 M.Martin, DE 95 A.Blackson, DL 97 K.Klug

Did Not Play

QB 8 M.Hasselbeck

Did Not Play

QB 7 Z.Mettenberger, G 60 Q.Spain, DE 92 R.Pitoitua

Not Active

CB 20 D.Butler, CB 28 G.Toler, OLB 58 T.Cole, G 60 L.Louis, DT 67 T.McGill, T 71 D.Good, TE 83 D.Allen

Not Active

QB 12 C.Whitehurst, CB 30 J.McCourt, RB 35 T.West, CB 37 C.Riggs, G 70 C.Warmack, TE 85 C.Coffman, NT 94 S.Hill

Field Goals (made () & missed)

		R.Succop		(38) (21)			
		1	2	3	4	OT	Total
VISITOR:	Indianapolis Colts	7	7	0	21	0	35
HOME:	Tennessee Titans	0	10	17	6	0	33

Scoring Plays

Team	Qtr	Time	Play Description (Extra Point) (Drive Info)	Visitor	Home
Colts	1	5:42	F.Gore 1 yd. run (A.Vinatieri kick) (8-63, 3:43)	7	0
Colts	2	12:59	D.Lowery 69 yd. interception return (A.Vinatieri kick)	14	0
Titans	2	8:29	R.Succop 38 yd. Field Goal (9-60, 4:30)	14	3
Titans	2	0:19	K.Wright 7 yd. pass from M.Mariota (R.Succop kick) (13-83, 6:05)	14	10
Titans	3	9:51	A.Andrews 8 yd. run (R.Succop kick) (6-66, 3:42)	14	17
Titans	3	9:36	D.Green-Beckham 3 yd. pass from M.Mariota (R.Succop kick) (1-3, 0:05)	14	24
Titans	3	3:04	R.Succop 21 yd. Field Goal (8-10, 3:41)	14	27
Colts	4	6:49	P.Dorsett 35 yd. pass from A.Luck (A.Vinatieri kick) (12-98, 5:31)	21	27
Colts	4	5:53	D.Moncrief 11 yd. pass from A.Luck (A.Vinatieri kick) (1-11, 0:06)	28	27

Week 3

National Football League Game Summary

NFL Copyright © 2015 by The National Football League. All rights reserved. This summary and play-by-play is for the express purpose of assisting media in their coverage of the game; any other use of this material is prohibited without the written permission of the National Football League.

Updated: 9/30/2015

Colts	4	2:51	F.Gore 6 yd. run (A.Vinatieri kick) (5-69, 2:38)	35	27
Titans	4	0:47	J.Fowler 1 yd. run (run failed) (9-80, 2:04)	35	33
Paid Attendance: 65,920				Time: 3:13	

Final Team Statistics

	Visitor Colts	Home Titans
TOTAL FIRST DOWNS	20	28
By Rushing	9	7
By Passing	10	18
By Penalty	1	3
THIRD DOWN EFFICIENCY	4-11-36%	4-13-31%
FOURTH DOWN EFFICIENCY	1-1-100%	1-1-100%
TOTAL NET YARDS	378	433
Total Offensive Plays (inc. times thrown passing)	56	74
Average gain per offensive play	6.8	5.9
NET YARDS RUSHING	133	88
Total Rushing Plays	23	27
Average gain per rushing play	5.8	3.3
Tackles for a loss-number and yards	1-1	5-10
NET YARDS PASSING	245	345
Times thrown - yards lost attempting to pass	3-15	3-22
Gross yards passing	260	367
PASS ATTEMPTS-COMPLETIONS-HAD INTERCEPTED	30-18-2	44-27-2
Avg gain per pass play (inc.# thrown passing)	7.4	7.3
KICKOFFS Number-In End Zone-Touchbacks	6-6-6	7-6-6
PUNTS Number and Average	5-49.8	5-42.4
Had Blocked	0	0
FGs - PATs Had Blocked	0-0	0-0
Net Punting Average	50.0	42.4
TOTAL RETURN YARDAGE (Not Including Kickoffs)	95	71
No. and Yards Punt Returns	0-0	3--1
No. and Yards Kickoff Returns	0-0	0-0
No. and Yards Interception Returns	2-95	2-72
PENALTIES Number and Yards	11-71	6-55
FUMBLES Number and Lost	1-0	0-0
TOUCHDOWNS	5	4
Rushing	2	2
Passing	2	2
Interceptions	1	0
EXTRA POINTS Made-Attempts	5-5	3-4
Kicking Made-Attempts	5-5	3-3
Rushing Made-Attempts	0-0	0-1
FIELD GOALS Made-Attempts	0-0	2-2
RED ZONE EFFICIENCY	3-3-100%	4-6-67%
GOAL TO GO EFFICIENCY	1-1-100%	4-5-80%
SAFETIES	0	0
FINAL SCORE	35	33
TIME OF POSSESSION	25:01	34:59

Final Individual Statistics

Indianapolis Colts

RUSHING	ATT	YDS	AVG	LG	TD
F.Gore	14	86	6.1	25	2
A.Luck	6	21	3.5	15	0
P.McAfee	1	18	18.0	18	0
J.Robinson	2	8	4.0	5	0
Total	23	133	5.8	25	2

PASSING	ATT	CMP	YDS	SK/YD	TD	LG	IN	RT
A.Luck	30	18	260	3/15	2	48	2	82.6
Total	30	18	260	3/15	2	48	2	82.6

PASS RECEIVING	TAR	REC	YDS	AVG	LG	TD
T.Hilton	7	4	94	23.5	48	0
C.Fleener	6	4	51	12.8	19	0
D.Moncrief	7	4	32	8.0	11	1
J.Doyle	3	3	32	10.7	19	0
P.Dorsett	3	2	43	21.5	35	1
F.Gore	2	1	8	8.0	8	0
A.Johnson	1	0	0	0.0	0	0
T.Varga	1	0	0	0.0	0	0
Total	30	18	260	14.4	48	2

INTERCEPTIONS	NO	YDS	AVG	LG	TD
D.Lowery	2	95	47.5	69	1
Total	2	95	47.5	69	1

PUNTING	NO	YDS	AVG	NET	TB	IN20	LG
P.McAfee	5	249	49.8	50.0	0	1	54
Total	5	249	49.8	50.0	0	1	54

PUNT RETURNS	NO	YDS	AVG	FC	LG	TD
G.Whalen	0	0	0.0	4	0	0
[DOWNED]	1	0	0.0	0	0	0
Total	0	0	0.0	4	0	0

KICKOFF RETURNS	NO	YDS	AVG	FC	LG	TD
[OUT OF BOUNDS]	1	0	0.0	0	0	0
[TOUCHBACK]	6	0	0.0	0	0	0
Total	0	0	0.0	0	0	0

Tennessee Titans

RUSHING	ATT	YDS	AVG	LG	TD
A.Andrews	12	49	4.1	13	1
K.Wright	1	13	13.0	13	0
B.Sankey	5	10	2.0	8	0
J.Fowler	4	9	2.3	3	1
D.McCluster	5	7	1.4	10	0
Total	27	88	3.3	13	2

PASSING	ATT	CMP	YDS	SK/YD	TD	LG	IN	RT
M.Mariota	44	27	367	3/22	2	35	2	84.2
Total	44	27	367	3/22	2	35	2	84.2

PASS RECEIVING	TAR	REC	YDS	AVG	LG	TD
K.Wright	12	7	95	13.6	24	1
D.Walker	10	7	68	9.7	19	0
H.Douglas	6	3	20	6.7	10	0
B.Sankey	2	2	31	15.5	20	0
C.Stevens	2	2	29	14.5	27	0
D.Green-Beckham	3	2	22	11.0	19	1
D.McCluster	2	1	35	35.0	35	0
J.Hunter	2	1	29	29.0	29	0
A.Fasano	2	1	26	26.0	26	0
A.Andrews	2	1	12	12.0	12	0
Total	43	27	367	13.6	35	2

INTERCEPTIONS	NO	YDS	AVG	LG	TD
Z.Brown	1	45	45.0	45	0
P.Cox	1	27	27.0	27	0
Total	2	72	36.0	45	0

PUNTING	NO	YDS	AVG	NET	TB	IN20	LG
B.Kern	5	212	42.4	42.4	0	2	49
Total	5	212	42.4	42.4	0	2	49

PUNT RETURNS	NO	YDS	AVG	FC	LG	TD
D.McCluster	3	-1	-0.3	2	2	0
Total	3	-1	-0.3	2	2	0

KICKOFF RETURNS	NO	YDS	AVG	FC	LG	TD
[TOUCHBACK]	6	0	0.0	0	0	0
Total	0	0	0.0	0	0	0

Indianapolis Colts

FUMBLES	FUM	LOST	OWN-REC	YDS	TD	FORCED	OPP-REC	YDS	TD	OUT-BDS
A.Luck	1	0	1	0	0	0	0	0	0	0
Total	1	0	1	0	0	0	0	0	0	0

Tennessee Titans

FUMBLES	FUM	LOST	OWN-REC	YDS	TD	FORCED	OPP-REC	YDS	TD	OUT-BDS
K.Klug	0	0	0	0	0	1	0	0	0	0
Total	0	0	0	0	0	1	0	0	0	0

Play By Play

First Quarter

9/27/2015

IND wins the coin toss and elects to defer. TEN elects to Receive, and IND elects to defend the south goal.

P.McAfee kicks 65 yards from IND 35 to end zone, Touchback.

Tennessee Titans at 15:00

- 1-10-TEN 20 (15:00) D.McCluster left guard to TEN 20 for no gain (H.Anderson).
- 2-10-TEN 20 (14:30) (Shotgun) M.Mariota pass short right to H.Douglas to TEN 28 for 8 yards (D.Jackson).
- 3-2-TEN 28 (13:52) (Shotgun) M.Mariota pass incomplete short right to A.Andrews.
- 4-2-TEN 28 (13:45) (Punt formation) B.Kern punts 49 yards to IND 23, Center-B.Brinkley, fair catch by G.Whalen.

Indianapolis Colts at 13:38

- 1-10-IND 23 (13:38) (Shotgun) F.Gore right end pushed ob at IND 29 for 6 yards (A.Williamson).
- 2-4-IND 29 (13:09) (Shotgun) F.Gore right end to IND 36 for 7 yards (Z.Brown).
- 1-10-IND 36 (12:24) (Shotgun) F.Gore up the middle to IND 35 for -1 yards (J.Casey).
- 2-11-IND 35 (11:46) (Shotgun) A.Luck scrambles up the middle to IND 38 for 3 yards (A.Williamson).
- 3-8-IND 38 (11:06) (Shotgun) A.Luck pass incomplete short left to D.Moncrief [D.Morgan].
- 4-8-IND 38 (11:00) (Punt formation) P.McAfee punts 49 yards to TEN 13, Center-M.Overton. D.McCluster to TEN 12 for -1 yards (C.Geathers).

R1

Tennessee Titans at 10:48

- 1-10-TEN 12 (10:48) A.Andrews left guard to TEN 18 for 6 yards (D.Lowery; D.Jackson).
- 2-4-TEN 18 (10:15) M.Mariota pass incomplete short left to H.Douglas.
- 3-4-TEN 18 (10:11) (Shotgun) M.Mariota pass short right to H.Douglas to TEN 20 for 2 yards (V.Davis).
- 4-2-TEN 20 (9:33) (Punt formation) B.Kern punts 43 yards to IND 37, Center-B.Brinkley, fair catch by G.Whalen.

Indianapolis Colts at 9:25

- 1-10-IND 37 (9:25) F.Gore right tackle to IND 49 for 12 yards (Z.Brown; C.Sensabaugh).
- 1-10-IND 49 (8:54) (Shotgun) F.Gore right tackle to TEN 48 for 3 yards (D.Morgan).
- 2-7-TEN 48 (8:20) A.Luck pass short left to J.Doyle to TEN 39 for 9 yards (A.Williamson; C.Sensabaugh).
- 1-10-TEN 39 (7:36) (Shotgun) F.Gore left guard to TEN 35 for 4 yards (D.Searcy).
- PENALTY on IND-H.Thornton, Offensive Holding, 10 yards, enforced at TEN 39 - No Play.
- 1-20-TEN 49 (7:06) (Shotgun) A.Luck pass incomplete short right to D.Moncrief (B.Wreh-Wilson).
- 2-20-TEN 49 (7:02) (Shotgun) A.Luck pass incomplete deep right to C.Fleener (M.Griffin).
- 3-20-TEN 49 (6:56) (Shotgun) A.Luck pass deep right to T.Hilton to TEN 1 for 48 yards (D.Searcy).
- 1-1-TEN 1 (6:19) F.Gore right tackle to TEN 1 for no gain (A.Williamson).
- 2-1-TEN 1 (5:46) (Shotgun) F.Gore left guard for 1 yard, TOUCHDOWN.
- A.Vinatieri extra point is GOOD, Center-M.Overton, Holder-P.McAfee.

R2

P3

P4

R5

IND 7 TEN 0, 8 plays, 63 yards, 3:43 drive, 9:18 elapsed

P.McAfee kicks 65 yards from IND 35 to end zone, Touchback.

Tennessee Titans at 5:42

- 1-10-TEN 20 (5:42) A.Andrews right guard to TEN 23 for 3 yards (D.Jackson).
- 2-7-TEN 23 (5:06) (Shotgun) M.Mariota pass deep left to J.Hunter to IND 48 for 29 yards (V.Davis).
- 1-10-IND 48 (4:27) A.Andrews left guard to IND 48 for no gain (D.Parry).
- 2-10-IND 48 (3:54) (Shotgun) D.McCluster right guard to IND 46 for 2 yards (K.Langford; D.Jackson).
- 3-8-IND 46 (3:16) (Shotgun) M.Mariota pass short right to C.Stevens to IND 44 for 2 yards (J.Freeman) [M.Adams].
- 4-6-IND 44 (2:35) (Punt formation) B.Kern punts 31 yards to IND 13, Center-B.Brinkley, fair catch by G.Whalen.

P1

Indianapolis Colts at 2:27

- 1-10-IND 13 (2:27) F.Gore left tackle to IND 16 for 3 yards (Z.Brown; D.Jones).
- 2-7-IND 16 (1:59) (Shotgun) A.Luck pass short left to D.Moncrief to IND 21 for 5 yards (P.Cox).
- 3-2-IND 21 (1:27) (Shotgun) F.Gore right guard to IND 22 for 1 yard (K.Klug).
- 4-1-IND 22 (:55) (Punt formation) P.McAfee punts 48 yards to TEN 30, Center-M.Overton, fair catch by D.McCluster.

Tennessee Titans at 0:47

- 1-10-TEN 30 (:47) B.Sankey up the middle to TEN 31 for 1 yard (Z.Kerr; J.Freeman).
- 2-9-TEN 31 (:10) K.Wright right end pushed ob at TEN 44 for 13 yards (J.Brown).

R2

Indianapolis Colts vs Tennessee Titans at Nissan Stadium								
END OF QUARTER	Score	Time	First Downs				Efficiencies	
		Poss	R	P	X	T	3 Down	4 Down
Indianapolis Colts	7	8:13	3	2	0	5	1/3	0/0
Tennessee Titans	0	6:47	1	1	0	2	0/3	0/0

Play By Play

Second Quarter

9/27/2015

Tennessee Titans continued.

<u>1-10-TEN 44</u>	(15:00) M.Mariota pass incomplete deep left to D.Walker.	
2-10-TEN 44	(14:54) (Shotgun) M.Mariota pass short left to H.Douglas to IND 46 for 10 yards (J.Brown).	P3
<u>1-10-IND 46</u>	(14:25) (Shotgun) M.Mariota pass short left to D.Walker to IND 40 for 6 yards (J.Freeman).	
2-4-IND 40	(13:52) A.Andrews left tackle to IND 39 for 1 yard (D.Jackson).	
3-3-IND 39	(13:12) (Shotgun) M.Mariota pass short right intended for D.Walker INTERCEPTED by D.Lowery (J.Thomas) at IND 31. D.Lowery for 69 yards, TOUCHDOWN.	

Indianapolis Colts at 12:59

A.Vinatieri extra point is GOOD, Center-M.Overton, Holder-P.McAfee.

IND 14 TEN 0, 0 plays, 69 yards, 0:00 drive , 2:01 elapsed

P.McAfee kicks 65 yards from IND 35 to end zone, Touchback.

Tennessee Titans at 12:59

1-10-TEN 20	(12:59) D.McCluster left tackle to TEN 19 for -1 yards (B.Winn).	
2-11-TEN 19	(12:22) (Shotgun) M.Mariota pass short right to A.Andrews to TEN 31 for 12 yards (J.Thomas).	P4
<u>1-10-TEN 31</u>	(11:37) (Shotgun) M.Mariota pass short middle to D.Walker to TEN 39 for 8 yards (M.Adams).	
2-2-TEN 39	(10:58) (Shotgun) M.Mariota pass deep left to D.McCluster to IND 26 for 35 yards (M.Adams).	P5
<u>1-10-IND 26</u>	(10:15) A.Andrews left tackle to IND 13 for 13 yards (J.Brown).	R6
<u>1-10-IND 13</u>	(9:34) A.Andrews right tackle for 13 yards, TOUCHDOWN NULLIFIED by Penalty. PENALTY on TEN-J.Poutasi, Offensive Holding, 10 yards, enforced at IND 13 - No Play.	
1-20-IND 23	(9:28) (Shotgun) J.Fowler up the middle to IND 20 for 3 yards (B.Werner; D.Jackson).	
2-17-IND 20	(8:46) (Shotgun) M.Mariota pass incomplete deep left to K.Wright. Timeout #1 by TEN at 08:40.	
3-17-IND 20	(8:40) (Shotgun) M.Mariota pass incomplete short left to J.Hunter (J.Thomas).	
4-17-IND 20	(8:33) (Field Goal formation) R.Succop 38 yard field goal is GOOD, Center-B.Brinkley, Holder-B.Kern.	

IND 14 TEN 3, 9 plays, 60 yards, 4:30 drive, 6:31 elapsed

R.Succop kicks 65 yards from TEN 35 to end zone, Touchback.

Indianapolis Colts at 8:29

1-10-IND 20	(8:29) PENALTY on IND-J.Mewhort, False Start, 5 yards, enforced at IND 20 - No Play.	
1-15-IND 15	(8:29) (Shotgun) J.Robinson up the middle to IND 18 for 3 yards (M.Griffin; W.Woodyard).	
2-12-IND 18	(7:53) (Shotgun) A.Luck pass short left to D.Moncrief to IND 27 for 9 yards (P.Cox).	
3-3-IND 27	(7:14) (Shotgun) A.Luck sacked at IND 21 for -6 yards (B.Orakpo).	
4-9-IND 21	(6:37) (Punt formation) P.McAfee punts 54 yards to TEN 25, Center-M.Overton. D.McCluster to TEN 27 for 2 yards (S.Moore; T.Varga). PENALTY on TEN-D.Bass, Illegal Block Above the Waist, 10 yards, enforced at TEN 27.	

Tennessee Titans at 6:24

1-10-TEN 17	(6:24) M.Mariota pass short middle to K.Wright to TEN 33 for 16 yards (D.Jackson).	P7
<u>1-10-TEN 33</u>	(5:44) A.Andrews right end to TEN 35 for 2 yards (J.Freeman; D.Jackson).	
2-8-TEN 35	(5:08) (Shotgun) M.Mariota pass incomplete short right [J.Freeman]. PENALTY on IND-D.Jackson, Illegal Contact, 5 yards, enforced at TEN 35 - No Play.	X8
<u>1-10-TEN 40</u>	(4:59) (Shotgun) M.Mariota pass incomplete deep left to D.Walker.	
2-10-TEN 40	(4:54) (Shotgun) M.Mariota pass incomplete deep left to K.Wright. IND-J.Brown was injured during the play. His return is Questionable.	
3-10-TEN 40	(4:49) (Shotgun) M.Mariota pass short right to A.Fasano to IND 34 for 26 yards (J.Freeman).	P9
<u>1-10-IND 34</u>	(4:04) (Shotgun) M.Mariota sacked at IND 42 for -8 yards (D.Parry).	
2-18-IND 42	(3:23) (Shotgun) M.Mariota pass short left to K.Wright to IND 37 for 5 yards (J.Brown).	
3-13-IND 37	(2:41) (Shotgun) M.Mariota pass short middle to D.Walker to IND 18 for 19 yards (M.Adams).	P10

Two-Minute Warning

<u>1-10-IND 18</u>	(2:00) B.Sankey right tackle to IND 10 for 8 yards (E.Okine).	
2-2-IND 10	(1:25) A.Andrews right guard to IND 9 for 1 yard (K.Langford).	
3-1-IND 9	(:44) J.Fowler up the middle to IND 7 for 2 yards (D.Jackson). Timeout #2 by TEN at 00:31.	R11
<u>1-7-IND 7</u>	(:31) (Shotgun) M.Mariota pass incomplete short right to D.Green-Beckham.	
2-7-IND 7	(:24) (Shotgun) M.Mariota pass short left to K.Wright for 7 yards, TOUCHDOWN.	P12

Indianapolis Colts vs Tennessee Titans at Nissan Stadium
R.Succop extra point is GOOD, Center-B.Brinkley, Holder-B.Kern.

IND 14 TEN 10, 13 plays, 83 yards, 1 penalty, 6:05 drive, 14:41 elapsed

R.Succop kicks 65 yards from TEN 35 to end zone, Touchback.

Indianapolis Colts at 0:19

1-10-IND 20	(:19) (Shotgun) F.Gore up the middle to IND 38 for 18 yards (D.Searcy; A.Williamson).	R6
	Timeout #1 by IND at 00:11.	
1-10-IND 38	(:11) (Shotgun) A.Luck pass deep right to C.Fleener to TEN 43 for 19 yards (M.Griffin).	P7
	Timeout #2 by IND at 00:05.	
1-10-TEN 43	(:05) (Field Goal formation) PENALTY on IND-H.Thornton, False Start, 5 yards, enforced at TEN 43 - No Play.	
1-15-TEN 48	(:05) (Shotgun) A.Luck scrambles up the middle to TEN 33 for 15 yards (A.Williamson).	R8

END OF QUARTER

	Score	Time Poss	First Downs				Efficiencies	
			R	P	X	T	3 Down	4 Down
Indianapolis Colts	14	2:24	2	1	0	3	0/1	0/0
Tennessee Titans	10	12:36	2	7	1	10	3/5	0/0

First Half Summary

PERIOD SCORES

Colts	7 7 = 14
Titans	0 10 = 10

TIME OF POSSESSION

Colts	10:37
Titans	19:23

Scoring Plays

Team	Qtr	Time	Play Description (Extra Point) (Drive Info)	Visitor	Home
Colts	1	5:42	F.Gore 1 yd. run (A.Vinatieri kick) (8-63, 3:43)	7	0
Colts	2	12:59	D.Lowery 69 yd. interception return (A.Vinatieri kick)	14	0
Titans	2	8:29	R.Succop 38 yd. Field Goal (9-60, 4:30)	14	3
Titans	2	0:19	K.Wright 7 yd. pass from M.Mariota (R.Succop kick) (13-83, 6:05)	14	10

	Indianapolis Colts	Tennessee Titans
TOTAL FIRST DOWNS	8	12
First Downs Rushing-Passing-by Penalty	5 - 3 - 0	3 - 8 - 1
THIRD DOWN EFFICIENCY	1-4-25%	3-8-38%
TOTAL NET YARDS	155	231
Total Offensive Plays	22	39
NET YARDS RUSHING	71	54
NET YARDS PASSING	84	177
Gross Yards Passing	90	185
Times thrown-yards lost attempting to pass	1-6	1-8
Pass Attempts-Completions-Had Intercepted	8 - 5 - 0	23 - 14 - 1
Punts-Number and Average	3 - 50.3	3 - 41
Penalties-Number and Yards	4 - 25	2 - 20
Fumbles-Number and Lost	0 - 0	0 - 0
Red Zone Efficiency	1-1-100%	1-2-50%
Average Drive Start	IND 23	TEN 20

Indianapolis Colts										Tennessee Titans									
RUSHING										RUSHING									
	ATT	YDS	AVG	LG	TD						ATT	YDS	AVG	LG	TD				
F.Gore	10	50	5.0	18	1	A.Andrews				7	26	3.7	13	0					
A.Luck	2	18	9.0	15	0	K.Wright				1	13	13.0	13	0					
J.Robinson	1	3	3.0	3	0	B.Sankey				2	9	4.5	8	0					
						J.Fowler				2	5	2.5	3	0					
						D.McCluster				3	1	0.3	2	0					
Total	13	71	5.5	18	1	Total				15	54	3.6	13	0					
PASSING										PASSING									
	ATT	CMP	YDS	SK/YD	TD	LG	IN	RT			ATT	CMP	YDS	SK/YD	TD	LG	IN	RT	
A.Luck	8	5	90	1/6	0	48	0	101.0	M.Mariota		23	14	185	1/8	1	35	1	82.7	
Total	8	5	90	1/6	0	48	0	101.0	Total		23	14	185	1/8	1	35	1	82.7	
PASS RECEIVING										PASS RECEIVING									
	TAR	REC	YDS	AVG	LG	TD					TAR	REC	YDS	AVG	LG	TD			
D.Moncrief	4	2	14	7.0	9	0	D.Walker			6	3	33	11.0	19	0				
T.Hilton	1	1	48	48.0	48	0	K.Wright			5	3	28	9.3	16	1				
C.Fleener	2	1	19	19.0	19	0	H.Douglas			4	3	20	6.7	10	0				
J.Doyle	1	1	9	9.0	9	0	D.McCluster			1	1	35	35.0	35	0				
							J.Hunter			2	1	29	29.0	29	0				
							A.Fasano			1	1	26	26.0	26	0				
							A.Andrews			2	1	12	12.0	12	0				
							C.Stevens			1	1	2	2.0	2	0				
							D.Green-Beckham			1	0	0	0.0	0	0				
Total	8	5	90	18.0	48	0	Total			23	14	185	13.2	35	1				

Indianapolis Colts

Regular Defensive Plays

Special Teams

Misc

9/27/2015 at Nissan Stadium

[illegible][illegible]

Play By Play

Third Quarter

9/27/2015

IND elects to Receive, and TEN elects to defend the South goal.

R.Succop kicks 65 yards from TEN 35 to end zone, Touchback.

Indianapolis Colts at 15:00

- 1-10-IND 20 (15:00) F.Gore right end to IND 23 for 3 yards (A.Williamson; M.Griffin).
- 2-7-IND 23 (14:25) (Shotgun) A.Luck pass incomplete short right to D.Moncrief.
- 3-7-IND 23 (14:21) (Shotgun) A.Luck sacked at IND 18 for -5 yards (K.Klug). FUMBLES (K.Klug), and recovers at IND 19. A.Luck to IND 19 for no gain (K.Klug).
- 4-11-IND 19 (13:40) (Punt formation) P.McAfee punts 47 yards to TEN 34, Center-M.Overton, fair catch by D.McCluster.

Tennessee Titans at 13:33

- 1-10-TEN 34 (13:33) M.Mariota pass short left to H.Douglas pushed ob at TEN 34 for no gain (J.Brown).
PENALTY on TEN-B.Schwenke, Illegal Use of Hands, 10 yards, enforced at TEN 34 - No Play.
- 1-20-TEN 24 (13:10) M.Mariota pass short right to B.Sankey to TEN 44 for 20 yards (M.Adams). P13
- 1-10-TEN 44 (12:31) A.Andrews left tackle to IND 48 for 8 yards (M.Adams).
PENALTY on TEN-T.Lewan, Offensive Holding, 10 yards, enforced at TEN 44 - No Play.
- 1-20-TEN 34 (12:05) (Shotgun) M.Mariota pass short middle to D.Walker to TEN 39 for 5 yards (J.Freeman).
- 2-15-TEN 39 (11:28) (Shotgun) M.Mariota pass short left to K.Wright to IND 43 for 18 yards (M.Adams). P14
- 1-10-IND 43 (10:51) M.Mariota pass short left to B.Sankey pushed ob at IND 32 for 11 yards (M.Adams). P15
- 1-10-IND 32 (10:20) M.Mariota pass deep left to K.Wright to IND 8 for 24 yards (J.Brown; M.Adams). TEN-T.Lewan was injured during the play. His return is Questionable. P16
- 1-8-IND 8 (9:57) A.Andrews left end for 8 yards, TOUCHDOWN. R17
R.Succop extra point is GOOD, Center-B.Brinkley, Holder-B.Kern.

IND 14 TEN 17, 6 plays, 66 yards, 3:42 drive, 5:09 elapsed

R.Succop kicks 65 yards from TEN 35 to end zone, Touchback.

Indianapolis Colts at 9:51

- 1-10-IND 20 (9:51) A.Luck pass short left intended for T.Hilton INTERCEPTED by P.Cox at IND 30. P.Cox to IND 3 for 27 yards (H.Thornton).

Tennessee Titans at 9:41

- 1-3-IND 3 (9:41) (Shotgun) M.Mariota pass short right to D.Green-Beckham for 3 yards, TOUCHDOWN. P18
R.Succop extra point is GOOD, Center-B.Brinkley, Holder-B.Kern.

IND 14 TEN 24, 1 plays, 3 yards, 0:05 drive, 5:24 elapsed

R.Succop kicks 65 yards from TEN 35 to end zone, Touchback.

Indianapolis Colts at 9:36

- 1-10-IND 20 (9:36) (Shotgun) A.Luck pass incomplete short middle to F.Gore.
- 2-10-IND 20 (9:32) (Shotgun) A.Luck pass short left to C.Fleener to IND 35 for 15 yards (Z.Brown; D.Searcy).
PENALTY on IND-H.Thornton, Offensive Holding, 10 yards, enforced at IND 20 - No Play.
- 2-20-IND 10 (9:01) (Shotgun) A.Luck pass incomplete short middle to A.Johnson.
- 3-20-IND 10 (8:57) (Shotgun) A.Luck pass short right to C.Fleener to IND 20 for 10 yards (D.Stafford) [J.Casey].
- 4-10-IND 20 (8:32) (Punt formation) P.McAfee right end pushed ob at IND 38 for 18 yards (C.Sensabaugh). R9
- 1-10-IND 38 (8:00) A.Luck pass deep right to A.Johnson pushed ob at TEN 25 for 37 yards (D.Searcy).
PENALTY on IND-H.Thornton, Offensive Holding, 10 yards, enforced at IND 38 - No Play.
- 1-20-IND 28 (7:32) (Shotgun) A.Luck pass short left to T.Hilton to IND 44 for 16 yards (D.Searcy).
- 2-4-IND 44 (7:01) (Shotgun) A.Luck pass short right intended for T.Hilton INTERCEPTED by Z.Brown at TEN 42. Z.Brown to IND 13 for 45 yards (A.Luck).

Tennessee Titans at 6:45

- 1-10-IND 13 (6:45) A.Andrews right guard to IND 9 for 4 yards (D.Jackson).
- 2-6-IND 9 (6:05) M.Mariota pass incomplete short middle to K.Wright.
- 3-6-IND 9 (6:00) (Shotgun) M.Mariota pass short left to K.Wright to IND 4 for 5 yards (J.Brown; V.Davis).
Timeout #1 by TEN at 05:19.
- 4-1-IND 4 (5:19) J.Fowler left guard to IND 1 for 3 yards (D.Jackson). R19
- 1-1-IND 1 (4:43) M.Mariota pass incomplete short left [H.Anderson].
- 2-1-IND 1 (4:36) A.Andrews right tackle to IND 2 for -1 yards (E.Walden).
- 3-2-IND 2 (3:52) (Shotgun) B.Sankey up the middle to IND 3 for -1 yards (K.Langford).
- 4-3-IND 3 (3:08) (Field Goal formation) R.Succop 21 yard field goal is GOOD, Center-B.Brinkley, Holder-B.Kern.

Indianapolis Colts vs Tennessee Titans at Nissan Stadium

IND 14 TEN 27, 8 plays, 10 yards, 3:41 drive, 11:56 elapsed

R.Succop kicks 65 yards from TEN 35 to end zone, Touchback.

Indianapolis Colts at 3:04

- 1-10-IND 20 (3:04) (Shotgun) A.Luck scrambles right end pushed ob at IND 26 for 6 yards (C.Sensabaugh).
- 2-4-IND 26 (2:30) (Shotgun) A.Luck pass incomplete short middle to C.Fleener.
- 3-4-IND 26 (2:25) (Shotgun) A.Luck pass incomplete short right to T.Varga (D.Morgan).
- 4-4-IND 26 (2:22) (Punt formation) P.McAfee punts 51 yards to TEN 23, Center-M.Overton. D.McCluster to TEN 21 for -2 yards (C.Geathers).

Tennessee Titans at 2:10

- 1-10-TEN 21 (2:10) A.Andrews right guard to TEN 25 for 4 yards (J.Brown).
- 2-6-TEN 25 (1:33) PENALTY on TEN-K.Wright, False Start, 5 yards, enforced at TEN 25 - No Play.
- 2-11-TEN 20 (1:09) (Shotgun) M.Mariota pass deep left to C.Stevens to TEN 47 for 27 yards (M.Adams).
- 1-10-TEN 47 (:25) A.Andrews right end to IND 45 for 8 yards (J.Freeman; Z.Kerr).

P20

END OF QUARTER

	Score	Time Poss	First Downs				Efficiencies	
			R	P	X	T	3 Down	4 Down
Indianapolis Colts	14	5:22	1	0	0	1	0/3	1/1
Tennessee Titans	27	9:38	2	6	0	8	0/2	1/1

Play By Play

Fourth Quarter

9/27/2015

Tennessee Titans continued.

2-2-IND 45	(15:00) D.McCluster right tackle to IND 35 for 10 yards (D.Lowery).	R21
<u>1-10-IND 35</u>	(14:27) B.Sankey left tackle to IND 30 for 5 yards (J.Freeman).	
2-5-IND 30	(13:49) D.McCluster right end to IND 34 for -4 yards (D.Jackson).	
3-9-IND 34	(13:09) (Shotgun) M.Mariota sacked at IND 42 for -8 yards (J.Freeman).	
4-17-IND 42	(12:29) (Punt formation) B.Kern punts 40 yards to IND 2, Center-B.Brinkley, downed by TEN-B.Wreh-Wilson.	

Indianapolis Colts at 12:20

1-10-IND 2	(12:20) A.Luck pass short left to D.Moncrief pushed ob at IND 9 for 7 yards (P.Cox).	
2-3-IND 9	(12:10) (No Huddle) A.Luck scrambles up the middle to IND 10 for 1 yard (A.Williamson).	
	PENALTY on IND-C.Fleener, Offensive Holding, 4 yards, enforced at IND 9 - No Play.	
2-7-IND 5	(11:41) (Shotgun) A.Luck pass short right to P.Dorsett to IND 13 for 8 yards (B.Wreh-Wilson).	P10
<u>1-10-IND 13</u>	(11:08) A.Luck pass short left to T.Hilton to IND 22 for 9 yards (Z.Brown).	
2-1-IND 22	(10:38) (No Huddle, Shotgun) A.Luck pass short middle to F.Gore to IND 30 for 8 yards (Z.Brown).	P11
<u>1-10-IND 30</u>	(10:07) (No Huddle) A.Luck pass deep left to T.Hilton to TEN 49 for 21 yards (P.Cox). TEN-P.Cox was injured during the play. His return is Questionable.	P12
<u>1-10-TEN 49</u>	(9:27) (Shotgun) A.Luck pass short right to C.Fleener to TEN 36 for 13 yards (M.Griffin).	P13
<u>1-10-TEN 36</u>	(8:58) (No Huddle, Shotgun) A.Luck pass short left to C.Fleener to TEN 27 for 9 yards (M.Griffin).	
2-1-TEN 27	(8:22) (No Huddle, Shotgun) A.Luck pass incomplete deep left to T.Hilton.	
3-1-TEN 27	(8:16) F.Gore right guard to TEN 25 for 2 yards (J.Casey).	R14
<u>1-10-TEN 25</u>	(7:47) (Shotgun) A.Luck pass incomplete deep right to P.Dorsett.	
2-10-TEN 25	(7:40) (Shotgun) PENALTY on IND-J.Mewhort, False Start, 5 yards, enforced at TEN 25 - No Play.	
2-15-TEN 30	(7:40) (Shotgun) A.Luck sacked at TEN 35 for -5 yards (J.Casey).	
3-20-TEN 35	(6:58) (Shotgun) A.Luck pass deep middle to P.Dorsett for 35 yards, TOUCHDOWN.	P15
	A.Vinatieri extra point is GOOD, Center-M.Overton, Holder-P.McAfee.	

IND 21 TEN 27, 12 plays, 98 yards, 5:31 drive, 8:11 elapsed

P.McAfee kicks 65 yards from IND 35 to end zone, Touchback.

Tennessee Titans at 6:49

1-10-TEN 20	(6:49) B.Sankey right tackle to TEN 17 for -3 yards (E.Walden).	
2-13-TEN 17	(6:09) (Shotgun) M.Mariota pass deep left intended for K.Wright INTERCEPTED by D.Lowery at TEN 37. D.Lowery to TEN 11 for 26 yards (T.Lewan).	

Indianapolis Colts at 5:59

1-10-TEN 11	(5:59) (Shotgun) A.Luck pass short left to D.Moncrief for 11 yards, TOUCHDOWN.	P16
	A.Vinatieri extra point is GOOD, Center-M.Overton, Holder-P.McAfee.	

IND 28 TEN 27, 1 plays, 11 yards, 0:06 drive, 9:07 elapsed

P.McAfee kicks 65 yards from IND 35 to end zone, Touchback.

Tennessee Titans at 5:53

1-10-TEN 20	(5:53) M.Mariota pass incomplete short right to K.Wright (V.Davis).	
2-10-TEN 20	(5:49) (Shotgun) M.Mariota pass incomplete short right to D.McCluster.	
3-10-TEN 20	(5:43) (Shotgun) M.Mariota pass incomplete short right to H.Douglas (V.Davis).	
4-10-TEN 20	(5:37) (Punt formation) B.Kern punts 49 yards to IND 31, Center-B.Brinkley, fair catch by G.Whalen.	

Indianapolis Colts at 5:29

1-10-IND 31	(5:29) A.Luck pass short right to J.Doyle to 50 for 19 yards (D.Jones).	P17
<u>1-10-50</u>	(4:41) F.Gore right guard to TEN 25 for 25 yards (D.Searcy).	R18
	PENALTY on TEN-D.Morgan, Tripping, 10 yards, enforced at TEN 25.	X19
<u>1-10-TEN 15</u>	(4:30) A.Luck pass short right to J.Doyle to TEN 11 for 4 yards (A.Williamson; M.Griffin).	
2-6-TEN 11	(3:44) (Shotgun) J.Robinson right end to TEN 6 for 5 yards (D.Jones).	
3-1-TEN 6	(2:57) (Shotgun) F.Gore right end for 6 yards, TOUCHDOWN.	R20
	A.Vinatieri extra point is GOOD, Center-M.Overton, Holder-P.McAfee.	

IND 35 TEN 27, 5 plays, 69 yards, 1 penalty, 2:38 drive, 12:09 elapsed

P.McAfee kicks 65 yards from IND 35 to end zone, Touchback.

Tennessee Titans at 2:51

1-10-TEN 20	(2:51) (Shotgun) M.Mariota sacked at TEN 14 for -6 yards (R.Mathis).	
-------------	--	--

Indianapolis Colts vs Tennessee Titans at Nissan Stadium

Indianapolis challenged the runner was down by contact ruling, and the play was Upheld. The ruling on the field stands. (Timeout #1.)		
2-16-TEN 14	(2:24) (Shotgun) M.Mariota pass short middle to D.Walker to TEN 20 for 6 yards (J.Freeman).	
3-10-TEN 20	(2:07) (No Huddle, Shotgun) M.Mariota pass short right to D.Walker ran ob at TEN 33 for 13 yards.	P22
<u>1-10-TEN 33</u>	(2:01) (Shotgun) M.Mariota pass short middle to K.Wright to IND 47 for 20 yards (J.Thomas) [E.Walden].	P23
	PENALTY on IND-E.Walden, Roughing the Passer, 15 yards, enforced at IND 47.	X24
Two-Minute Warning		
<u>1-10-IND 32</u>	(1:55) (Shotgun) M.Mariota pass short right to D.Walker pushed ob at IND 21 for 11 yards (J.Thomas).	P25
<u>1-10-IND 21</u>	(1:50) (No Huddle, Shotgun) M.Mariota pass incomplete deep right to H.Douglas.	
2-10-IND 21	(1:45) (Shotgun) M.Mariota pass short left to D.Green-Beckham to IND 2 for 19 yards (V.Davis).	P26
<u>1-2-IND 2</u>	(:59) (Shotgun) M.Mariota pass incomplete short middle to A.Fasano.	
2-2-IND 2	(:55) M.Mariota pass incomplete short left to D.Green-Beckham.	
	PENALTY on IND-V.Davis, Defensive Pass Interference, 1 yard, enforced at IND 2 - No Play.	X27
<u>1-1-IND 1</u>	(:51) J.Fowler up the middle for 1 yard, TOUCHDOWN.	R28
	TWO-POINT CONVERSION ATTEMPT. M.Mariota pass to H.Douglas is incomplete. ATTEMPT FAILS.	
	PENALTY on IND-J.Brown, Defensive Pass Interference, 1 yard, enforced at IND 2 - No Play.	
	TWO-POINT CONVERSION ATTEMPT. J.Fowler rushes up the middle. ATTEMPT FAILS. TEN-J.Fowler was injured during the play. His return is Doubtful.	

IND 35 TEN 33, 9 plays, 80 yards, 2 penalties, 2:04 drive, 14:13 elapsed

(Onside Kick formation) R.Succop kicks 8 yards from TEN 35 to TEN 43, out of bounds.

Indianapolis Colts at 0:47

- 1-10-TEN 43 (:47) A.Luck kneels to TEN 44 for -1 yards.
- Timeout #2 by TEN at 00:45.
- 2-11-TEN 44 (:45) A.Luck kneels to TEN 45 for -1 yards.
- 3-12-TEN 45 (:03) A.Luck kneels to TEN 46 for -1 yards.

END OF QUARTER

	Score	Time Poss	First Downs				Efficiencies	
			R	P	X	T	3 Down	4 Down
Indianapolis Colts	35	9:02	3	7	1	11	3/4	0/0
Tennessee Titans	33	5:58	2	4	2	8	1/3	0/0

Final Defensive Statistics

Indianapolis Colts	Regular Defensive Plays												Special Teams					Misc			
	TKL	AST	COMB	SK	/ YDS	TFL	Q	IN	PD	FF	FR		TKL	AST	FF	FR	BL	TKL	AST	FF	FR
D.Jackson	8	4	12	0	0	1	0	0	0	0	0		0	0	0	0	0	0	0	0	0
J.Freeman	7	3	10	1	8	1	1	0	0	0	0		0	0	0	0	0	0	0	0	0
M.Adams	7	1	8	0	0	0	1	0	0	0	0		0	0	0	0	0	0	0	0	0
J.Brown	5	2	7	0	0	0	0	0	0	0	0		0	0	0	0	0	0	0	0	0
V.Davis	3	1	4	0	0	0	0	0	2	0	0		0	0	0	0	0	0	0	0	0
J.Thomas	3	0	3	0	0	0	0	0	2	0	0		0	0	0	0	0	0	0	0	0
K.Langford	2	1	3	0	0	1	0	0	0	0	0		0	0	0	0	0	0	0	0	0
D.Parry	2	0	2	1	8	1	1	0	0	0	0		0	0	0	0	0	0	0	0	0
E.Walden	2	0	2	0	0	2	1	0	0	0	0		0	0	0	0	0	0	0	0	0
D.Lowery	1	1	2	0	0	0	0	2	2	0	0		0	0	0	0	0	0	0	0	0
Z.Kerr	0	2	2	0	0	0	0	0	0	0	0		0	0	0	0	0	0	0	0	0
R.Mathis	1	0	1	1	6	1	1	0	0	0	0		0	0	0	0	0	0	0	0	0
H.Anderson	1	0	1	0	0	0	1	0	0	0	0		0	0	0	0	0	0	0	0	0
B.Winn	1	0	1	0	0	1	0	0	0	0	0		0	0	0	0	0	0	0	0	0
E.Okine	1	0	1	0	0	0	0	0	0	0	0		0	0	0	0	0	0	0	0	0
B.Werner	0	1	1	0	0	0	0	0	0	0	0		0	0	0	0	0	0	0	0	0
C.Geathers	0	0	0	0	0	0	0	0	0	0	0		2	0	0	0	0	0	0	0	0
S.Moore	0	0	0	0	0	0	0	0	0	0	0		0	1	0	0	0	0	0	0	0
T.Varga	0	0	0	0	0	0	0	0	0	0	0		0	1	0	0	0	0	0	0	0
A.Luck	0	0	0	0	0	0	0	0	0	0	0		0	0	0	0	0	1	0	0	1
H.Thornton	0	0	0	0	0	0	0	0	0	0	0		0	0	0	0	0	1	0	0	0
Total	44	16	60	3	22	8	6	2	6	0	0		2	2	0	0	0	2	0	0	1

TKL = Tackle AST = Assist COMB = Combined QH=QB Hit IN = Interception PD = Pass Defense FF = Forced Fumble FR = Fumble Recovery

Tennessee Titans	Regular Defensive Plays												Special Teams					Misc			
	TKL	AST	COMB	SK	/ YDS	TFL	QH	IN	PD	FF	FR		TKL	AST	FF	FR	BL	TKL	AST	FF	FR
A.Williamson	4	4	8	0	0	0	0	0	0	0	0		0	0	0	0	0	0	0	0	0
M.Griffin	3	3	6	0	0	0	0	0	1	0	0		0	0	0	0	0	0	0	0	0
Z.Brown	3	2	5	0	0	0	0	1	1	0	0		0	0	0	0	0	0	0	0	0
P.Cox	4	0	4	0	0	0	0	1	1	0	0		0	0	0	0	0	0	0	0	0
D.Searcy	3	1	4	0	0	0	0	0	0	0	0		0	0	0	0	0	0	0	0	0
C.Sensabaugh	2	2	4	0	0	0	0	0	0	0	0		0	0	0	0	0	0	0	0	0
J.Casey	3	0	3	1	5	2	2	0	0	0	0		0	0	0	0	0	0	0	0	0
K.Klug	3	0	3	1	4	1	0	0	0	1	0		0	0	0	0	0	0	0	0	0
D.Jones	2	1	3	0	0	0	0	0	0	0	0		0	0	0	0	0	0	0	0	0
B.Orakpo	1	0	1	1	6	1	1	0	0	0	0		0	0	0	0	0	0	0	0	0
D.Morgan	1	0	1	0	0	0	1	0	1	0	0		0	0	0	0	0	0	0	0	0
B.Wreh-Wilson	1	0	1	0	0	0	0	0	1	0	0		0	0	0	0	0	0	0	0	0
D.Stafford	1	0	1	0	0	0	0	0	0	0	0		0	0	0	0	0	0	0	0	0
W.Woodyard	0	1	1	0	0	0	0	0	0	0	0		0	0	0	0	0	0	0	0	0
T.Lewan	0	0	0	0	0	0	0	0	0	0	0		0	0	0	0	0	1	0	0	0
Total	31	14	45	3	15	4	4	2	5	1	0		0	0	0	0	0	1	0	0	0

Ball Possession And Drive Chart

Indianapolis Colts

#	Time Recd	Time Lost	Time Poss	How Ball Obtained	Drive Began	# Play	Yds Gain	Yds Pen	Net Yds	1st Down	Last Scrm	How Given Up
1	13:38	10:48	2:50	Punt	IND 23	5	15	0	15	1	IND 38	Punt
2	9:25	5:42	3:43	Punt	IND 37	8	73	-10	63	4	* TEN 1	Touchdown
3	2:27	0:47	1:40	Punt	IND 13	3	9	0	9	0	IND 22	Punt
4	8:29	6:24	2:05	Kickoff	IND 20	3	6	-5	1	0	IND 21	Punt
5	0:19	0:00	0:19	Kickoff	IND 20	3	52	-5	47	3	TEN 48	End of Half
6	15:00	13:33	1:27	Kickoff	IND 20	3	-1	0	-1	0	IND 19	Punt
7	9:51	9:41	0:10	Kickoff	IND 20	1	0	0	0	0	IND 20	Interception
8	9:36	6:45	2:51	Kickoff	IND 20	6	44	-20	24	1	IND 44	Interception
9	3:04	2:10	0:54	Kickoff	IND 20	3	6	0	6	0	IND 26	Punt
10	12:20	6:49	5:31	Punt	IND 2	12	107	-9	98	6	TEN 35	Touchdown
11	5:59	5:53	0:06	Interception	TEN 11	1	11	0	11	1	* TEN 11	Touchdown
12	5:29	2:51	2:38	Punt	IND 31	5	59	10	69	4	* TEN 6	Touchdown
13	0:47	0:00	0:47	Kickoff	TEN 43	3	-3	0	-3	0	TEN 45	End of Game

(372) Average IND 29

Tennessee Titans

#	Time Recd	Time Lost	Time Poss	How Ball Obtained	Drive Began	# Play	Yds Gain	Yds Pen	Net Yds	1st Down	Last Scrm	How Given Up
1	15:00	13:38	1:22	Kickoff	TEN 20	3	8	0	8	0	TEN 28	Punt
2	10:48	9:25	1:23	Punt	TEN 12	3	8	0	8	0	TEN 20	Punt
3	5:42	2:27	3:15	Kickoff	TEN 20	5	36	0	36	1	IND 44	Punt
4	0:47	12:59	2:48	Punt	TEN 30	7	31	0	31	2	IND 39	Interception
5	12:59	8:29	4:30	Kickoff	TEN 20	9	70	-10	60	3	* IND 20	Field Goal
6	6:24	0:19	6:05	Punt	TEN 17	13	78	5	83	6	* IND 7	Touchdown
7	13:33	9:51	3:42	Punt	TEN 34	6	86	-20	66	5	* IND 8	Touchdown
8	9:41	9:36	0:05	Interception	IND 3	1	3	0	3	1	* IND 3	Touchdown
9	6:45	3:04	3:41	Interception	IND 13	8	10	0	10	1	* IND 3	Field Goal
10	2:10	12:20	4:50	Punt	TEN 21	7	42	-5	37	2	IND 42	Punt
11	6:49	5:59	0:50	Kickoff	TEN 20	2	-3	0	-3	0	TEN 17	Interception
12	5:53	5:29	0:24	Kickoff	TEN 20	3	0	0	0	0	TEN 20	Punt
13	2:51	0:47	2:04	Kickoff	TEN 20	9	64	16	80	7	* IND 1	Touchdown

(418) Average TEN 32

* inside opponent's 20

Time of Possession by Quarter

		1st	2nd	3rd	4th	OT	Total
Visitor	Indianapolis Colts	8:13	2:24	5:22	9:02		25:01
Home	Tennessee Titans	6:47	12:36	9:38	5:58		34:59

Kickoff Drive No.-Start Average

Colts: 7 - IND 25

Titans: 6 - TEN 20

Miscellaneous Statistics Report

Indianapolis Colts vs Tennessee Titans

9/27/2015 at Nissan Stadium

Ten Longest Plays for Indianapolis Colts

Yards	Qtr	Play Start	Play Description
48	1	3-20-TEN 49	(6:56) (Shotgun) A.Luck pass deep right to T.Hilton to TEN 1 for 48 yards (D.Searcy).
35	4	3-20-TEN 35	(6:58) (Shotgun) A.Luck pass deep middle to P.Dorsett for 35 yards, TOUCHDOWN.
35	4	1-10-50	(4:41) F.Gore right guard to TEN 25 for 25 yards (D.Searcy). PENALTY on TEN-D.Morgan, Tripping, 10 yards, enforced at TEN 25.
21	4	1-10-IND 30	(10:07) (No Huddle) A.Luck pass deep left to T.Hilton to TEN 49 for 21 yards (P.Cox). TEN-P.Cox was injured during the play. His return is Questionable.
19	2	1-10-IND 38	(:11) (Shotgun) A.Luck pass deep right to C.Fleener to TEN 43 for 19 yards (M.Griffin).
19	4	1-10-IND 31	(5:29) A.Luck pass short right to J.Doyle to 50 for 19 yards (D.Jones).
18	2	1-10-IND 20	(:19) (Shotgun) F.Gore up the middle to IND 38 for 18 yards (D.Searcy; A.Williamson).
18	3	4-10-IND 20	(8:32) (Punt formation) P.McAfee right end pushed ob at IND 38 for 18 yards (C.Sensabaugh).
16	3	1-20-IND 28	(7:32) (Shotgun) A.Luck pass short left to T.Hilton to IND 44 for 16 yards (D.Searcy).
15	2	1-15-TEN 48	(:05) (Shotgun) A.Luck scrambles up the middle to TEN 33 for 15 yards (A.Williamson).

Ten Longest Plays for Tennessee Titans

Yards	Qtr	Play Start	Play Description
35	2	2-2-TEN 39	(10:58) (Shotgun) M.Mariota pass deep left to D.McCluster to IND 26 for 35 yards (M.Adams).
35	4	1-10-TEN 33	(2:01) (Shotgun) M.Mariota pass short middle to K.Wright to IND 47 for 20 yards (J.Thomas) [E.Walden].
29	1	2-7-TEN 23	(5:06) (Shotgun) M.Mariota pass deep left to J.Hunter to IND 48 for 29 yards (V.Davis).
27	3	2-11-TEN 20	(1:09) (Shotgun) M.Mariota pass deep left to C.Stevens to TEN 47 for 27 yards (M.Adams).
26	2	3-10-TEN 40	(4:49) (Shotgun) M.Mariota pass short right to A.Fasano to IND 34 for 26 yards (J.Freeman).
24	3	1-10-IND 32	(10:20) M.Mariota pass deep left to K.Wright to IND 8 for 24 yards (J.Brown; M.Adams). TEN-T.Lewan was injured during the
20	3	1-20-TEN 24	(13:10) M.Mariota pass short right to B.Sankey to TEN 44 for 20 yards (M.Adams).
19	2	3-13-IND 37	(2:41) (Shotgun) M.Mariota pass short middle to D.Walker to IND 18 for 19 yards (M.Adams).
19	4	2-10-IND 21	(1:45) (Shotgun) M.Mariota pass short left to D.Green-Beckham to IND 2 for 19 yards (V.Davis).
18	3	2-15-TEN 39	(11:28) (Shotgun) M.Mariota pass short left to K.Wright to IND 43 for 18 yards (M.Adams).

Touchdown Scoring Information

		Offense	Defense	Special Teams
VISITOR	Indianapolis Colts	4	1	0
HOME	Tennessee Titans	4	0	0

Player Scoring Information

Club	Player	TD	Rush TD	Rec TD	KO TD	Punt TD	Int TD	Fum TD	Misc TD	FG	XP	2Pt Rush	2Pt Rec	Sfty	Points
IND	F.Gore	0	2	0	0	0	0	0	0	0	0	0	0	0	12
IND	D.Moncrief	0	0	1	0	0	0	0	0	0	0	0	0	0	6
IND	P.Dorsett	0	0	1	0	0	0	0	0	0	0	0	0	0	6
IND	D.Lowery	0	0	0	0	0	1	0	0	0	0	0	0	0	6
IND	A.Vinatieri	0	0	0	0	0	0	0	0	0	5	0	0	0	5
TEN	R.Succop	0	0	0	0	0	0	0	0	2	3	0	0	0	9
TEN	A.Andrews	0	1	0	0	0	0	0	0	0	0	0	0	0	6
TEN	J.Fowler	0	1	0	0	0	0	0	0	0	0	0	0	0	6
TEN	K.Wright	0	0	1	0	0	0	0	0	0	0	0	0	0	6
TEN	D.Green-Beckham	0	0	1	0	0	0	0	0	0	0	0	0	0	6

Possession Detail

	First Half		Second Half		Game	
	Visitor	Home	Visitor	Home	Visitor	Home
Largest Lead	14	0	8	13	14	13
Drives Leading	3	0	3	4	6	4
Time of Possession Leading	4:04	0:00	4:52	9:26	8:56	9:26
Largest Deficit	0	-14	-13	-8	-13	-14
Drives Trailing	0	4	4	3	4	7
Time of Possession Trailing	0:00	16:38	9:26	6:10	9:26	22:48
Times Score Tied Up		0		0		0
Lead Changes		1		2		3

Playtime Percentage

Percent of playtime per player on offense, defense and special teams

Indianapolis Colts						Tennessee Titans					
		Offense	Defense	Special Teams				Offense	Defense	Special Teams	
J Reitz	T	59 100%		5	15%	B Bell	G	81 100%		5	15%
H Thornton	G	59 100%		5	15%	B Schwenke	C	81 100%		5	15%
J Mewhort	T	59 100%		5	15%	M Mariota	QB	81 100%			
K Holmes	C	59 100%				J Poutasi	T	81 100%			
A Luck	QB	59 100%				T Lewan	T	79 98%		2	6%
A Castonzo	T	59 100%				J Meredith	T	74 91%		5	15%
D Moncrief	WR	56 95%		2	6%	K Wright	WR	60 74%			
T Hilton	WR	53 90%				H Douglas	WR	58 72%		1	3%
C Fleener	TE	50 85%				C Stevens	TE	43 53%		5	15%
F Gore	RB	45 76%				A Fasano	TE	43 53%			
A Johnson	WR	40 68%				D Walker	TE	43 53%			
J Doyle	TE	20 34%		20	59%	D McCluster	RB	35 43%		7	21%
P Dorsett	WR	14 24%		2	6%	J Hunter	WR	35 43%			
T Varga	RB	7 12%		23	68%	A Andrews	RB	23 28%		1	3%
J Robinson	RB	7 12%		1	3%	J Fowler	FB	19 23%		22	65%
J Harrison	C	3 5%		10	29%	B Sankey	RB	18 22%		5	15%
M Adams	SS		81 100%	5	15%	D Green-Beckham	WR	14 17%		10	29%
D Jackson	LB		76 94%	5	15%	P Supernaw	TE	10 12%		23	68%
V Davis	CB		76 94%			A Gallik	C	9 11%		2	6%
D Lowery	FS		76 94%			K Klug	DT	4 5%	21 36%	12	35%
J Brown	CB		75 93%	4	12%	C Sensabaugh	CB		59 100%	15	44%
J Freeman	LB		75 93%			M Griffin	FS		59 100%	9	26%
K Langford	DE		60 74%	5	15%	D Searcy	SS		56 95%	10	29%
H Anderson	DT		59 73%	5	15%	D Morgan	LB		55 93%	5	15%
E Walden	LB		57 70%			P Cox	CB		52 88%	13	38%
J Newsome	LB		51 63%	11	32%	A Williamson	LB		52 88%	10	29%
D Parry	NT		40 49%	6	18%	Z Brown	LB		51 86%	5	15%
B Werner	LB		34 42%	12	35%	B Orakpo	LB		51 86%	4	12%
J Thomas	CB		28 35%	5	15%	B Wreh-Wilson	CB		47 80%	23	68%
B Winn	DT		25 31%	11	32%	J Casey	DT		47 80%	5	15%
R Mathis	LB		20 25%			D Jones	DE		27 46%	5	15%
E Okine	DE		19 23%	8	24%	A Woods	NT		20 34%	11	32%
Z Kerr	NT		17 21%	6	18%	D Mount	LB		10 17%	8	24%
C Geathers	FS		9 11%	24	71%	W Woodyard	LB		9 15%	23	68%
S Moore	LB		7 9%	23	68%	M Martin	DT		9 15%	1	3%
C Anderson	SS		6 7%	29	85%	D Stafford	SS		8 14%	24	71%
J McNary	LB			29	85%	M Huff	FS		7 12%	22	65%
W Guy	FS			22	65%	A Blackson	DE		7 12%	6	18%
N Irving	LB			18	53%	D Bass	LB		2 3%	13	38%
P McAfee	P			17	50%	S Johnson	LB			23	68%
G Whalen	WR			17	50%	R Succop	K			12	35%
E Patterson	CB			17	50%	B Kern	P			10	29%
M Overton	LS			11	32%	B Brinkley	LS			10	29%
A Vinatieri	K			5	15%						
T Herremans	G			5	15%						

2015 TENNESSEE TITANS REGULAR SEASON STATISTICS

Won 1, Lost 2

Date	W-L	Score	OT	Opponent	Attendance
09/13	W	42-14		at Tampa Bay	63,945
09/20	L	14-28		at Cleveland	67,431
09/27	L	33-35		Indianapolis	65,920
10/11				Buffalo	
10/18				Miami	
10/25				Atlanta	
11/01				at Houston	
11/08				at New Orleans	
11/15				Carolina	
11/19				at Jacksonville	
11/29				Oakland	
12/06				Jacksonville	
12/13				at New York Jets	
12/20				at New England	
12/27				Houston	
01/03				at Indianapolis	

Statistic	Tenn.	Opp.
Total First Downs	69	49
Rushing	20	20
Passing	43	26
Penalty	6	3
3rd Down: Made/Att	15/38	11/36
3rd Down Pct.	39.5	30.6
4th Down: Made/Att	3/3	3/6
4th Down Pct.	100.0	50.0
Possession Avg.	33:54	26:06
Total Net Yards	1127	925
Avg. Per Game	375.7	308.3
Total Plays	198	166
Avg. Per Play	5.7	5.6
Net Yards Rushing	378	341
Avg. Per Game	126.0	113.7
Total Rushes	89	79
Net Yards Passing	749	584
Avg. Per Game	249.7	194.7
Sacked/Yards Lost	12/84	9/58
Gross Yards	833	642
Att./Completions	97/61	78/42
Completion Pct.	62.9	53.8
Had Intercepted	2	4
Punts/Average	15/46.6	15/50.4
Net Punting Avg.	15/35.2	15/45.5
Penalties/Yards	23/195	27/208
Fumbles/Ball Lost	6/4	5/0
Touchdowns	12	11
Rushing	3	3
Passing	8	6
Returns	1	2

Score By Periods	Q1	Q2	Q3	Q4	OT	PTS
Team	21	24	31	13	0	89
Opponents	21	21	0	35	0	77

Scoring	TD	Rush	Rec	Ret	K-PAT	FG	S	PTS
Succop	0	0	0	0	11/11	2/2	0	17
Green-Beckham	2	0	2	0			0	12
Sankey	2	1	1	0			0	12
Wright	2	0	2	0			0	12
Andrews	1	1	0	0			0	6
Douglas	1	0	1	0			0	6
Fasano	1	0	1	0			0	6
Fowler	1	1	0	0			0	6
Sensabaugh	1	0	0	1			0	6
Walker	1	0	1	0			0	6
Team	12	3	8	1	11/11	2/2	0	89
Opponents	11	3	6	2	11/11	0/0	0	77

2-Pt Conv: TM 0-1, OPP 0-0

Rushing	No.	Yds	Avg	Long	TD
Sankey	29	126	4.3	16	1
McCluster	17	113	6.6	44	0
West	16	51	3.2	12	0
Andrews	12	49	4.1	13	1
Mariota	5	25	5.0	12	0
Wright	1	13	13.0	13	0
Fowler	5	12	2.4	3	1
Mettenberger	3	-5	-1.7	-1	0
Douglas	1	-6	-6.0	-6	0
Team	89	378	4.2	44	3
Opponents	79	341	4.3	25	3

Receiving	No.	Yds	Avg	Long	TD
Wright	13	213	16.4	52t	2
Walker	10	111	11.1	22	1
Fasano	7	128	18.3	33	1
Douglas	6	53	8.8	20	1
McCluster	5	61	12.2	35	0
Hunter	4	74	18.5	29	0
Sankey	4	43	10.8	20	1
Coffman	4	42	10.5	16	0
Stevens	3	42	14.0	27	0
Green-Beckham	3	35	11.7	19	2
Fowler	1	19	19.0	19	0
Andrews	1	12	12.0	12	0
Team	61	833	13.7	52t	8
Opponents	42	642	15.3	60t	6

Interceptions	No.	Yds	Avg	Long	TD
Brown	1	45	45.0	45	0
Cox	1	27	27.0	27	0
Sensabaugh	1	26	26.0	26t	1
Mount	1	8	8.0	8	0
Team	4	106	26.5	45	1
Opponents	2	95	47.5	69t	1

Punting	No.	Yds	Avg	Net	TB	In	Lg	B
Kern	15	699	46.6	35.2	0	4	57	0
Team	15	699	46.6	35.2	0	4	57	0
Opponents	15	756	50.4	45.5	1	3	62	0

Punt Returns	Ret	FC	Yds	Avg	Long	TD
McCluster	9	3	54	6.0	16	0
Team	9	3	54	6.0	16	0
Opponents	8	4	171	21.4	78t	1

Kickoff Returns	No.	Yds	Avg	Long	TD
Sankey	1	17	17.0	17	0
Team	1	17	17.0	17	0
Opponents	4	114	28.5	32	0

Field Goals	1-19	20-29	30-39	40-49	50+
Succop	0/0	1/1	1/1	0/0	0/0
Team	0/0	1/1	1/1	0/0	0/0
Opponents	0/0	0/0	0/0	0/0	0/0

Succop: () () (38G,21G)

Sacks: Morgan 3, Casey 2, Blackson 1, Klug 1, Orakpo 1, Woodyard 1, TM 9, OPP 12

FUM/Lost: Mariota 3/2, West 2/2, Sankey 1/0

Passing	Att	Cmp	Yds	Cmp%	Yds/Att	TD	TD%	Int	Int%	Long	Sack/Lost	Rating
Mariota	97	61	833	62.9	8.59	8	8.2	2	2.1	52t	12/84	109.2
Team	97	61	833	62.9	8.59	8	8.2	2	2.1	52t	12/84	109.2
Opponents	78	42	642	53.8	8.23	6	7.7	4	5.1	60t	9/58	85.5

TITANS AGAIN FAIL TO FINISH

BY JASON WOLF
THE TENNESSEAN OCTOBER 12, 2015

PAGE 1C

The Titans have talked an awful lot lately about finishing opponents.

Those words ring hollow.

For the second time in as many games, the Titans lost a double-digit lead in the second half and failed to snap a home losing streak that will stretch for more than a year.

This time, it was against the Bills, who rallied from a 10-point deficit for a 14-13 victory on Sunday at Nissan Stadium. The Titans, who were off last week after squandering a 13-point fourth quarter advantage against the Colts on Sept. 27, have lost three in a row and seven consecutive home games.

They haven't won in Nashville since defeating the Jaguars 16-14 on Oct. 12, 2014.

"It's tough, damn tough right now. It's not fun," Titans coach Ken Whisenhunt said. "I feel for our fans. I feel for our players. But you know what? It's four games into the season, we've got 12 more and we feel like we're going to be a very good football team."

Marcus Mariota and the Titans (1-3) dominated the shorthanded Bills (3-2) everywhere but on the scoreboard, at least through the first half. But after driving into Buffalo territory on four of their first five drives — the other reached midfield — they led just 3-0 at halftime.

The Bills, who were missing three of their top playmakers to injuries — including running backs LeSean McCoy and Karlos Williams and wide receiver Sammy Watkins — didn't have a first down or completion until midway through the second quarter. But with the Titans clinging to a 13-7 lead in the fourth, the Bills needed just over four minutes and eight plays to drive 80 yards for the go-ahead score.

On third-and-23 from his own 7-yard line, Bills quarterback Tyrod Taylor scrambled 24 yards and was hauled down by Zach Brown, who was called for a horse-collar tackle to tack on 15 more.

Moments later, Taylor hit Chris Hogan for a 46-yard gain to the Titans 7. On third and goal, Hogan grabbed a two-yard touchdown. The extra point gave the Bills their first lead of the game with 5:25 to play.

"We have to learn how to make a play in that situation," Titans linebacker Derrick Morgan said. "It's unfortunate. We have to clean it up. We can't keep having this same conversation. We are losing games by a point, two points. We've got the talent to win the game and we just have to learn how to win. We have to finish the game."

"It needs to come to the point where we say 'enough is enough' and get it cleaned up," he said, "because we have too much talent to go on like this."

The Titans had two more possessions. The first gained 17 yards, 15 on a penalty, and resulted in a punt. The second lasted all of one play.

Mariota, who was held out of the end zone for the first time in his career, was intercepted near midfield by Stephon Gilmore to seal the defeat.

He finished 21-of-32 for 187 yards and a 68.1 passer rating, and also added a career-high 47 rushing yards on five carries.

"We're trying our best," Mariota said. "We just have to learn how to finish and I think this team is close. We just have to get over the hump."

The Titans finally found the end zone on their fifth trip into Buffalo territory, after Bills receiver Denarius Moore fumbled on a punt return early in the third quarter.

Titans fullback Jalston Fowler forced the fumble, which was recovered by linebacker Steve Johnson at the Bills 39, but Moore had been called down by officials. The Titans challenged and the play was overturned on review.

Mariota connected with Delanie Walker for a 16-yard gain to the Bills 1, and Antonio Andrews punched in the first touchdown of the game for a 10-0 lead with 6:51 remaining in the third quarter.

Taylor answered with a 22-yard touchdown run with 1:20 left in the third. It capped a nine-play, 80-yard drive that also featured a 26-yard scramble on third down.

Taylor completed 10 of 17 passes for 109 yards and a touchdown and also led the Bills in rushing, finishing with 76 yards and a score on eight carries. He caught a four-yard pass, as well.

"We found a way to win," Taylor said, "and that is all that matters."

The Titans allowed the Bills to remain in the game in part because they settled for field goals after a pair of long drives.

In the second quarter, a 13-play, 60-yard march that lasted nearly eight minutes and reached the Bills' 3-yard line resulted in a 21-yard field goal from Ryan Succop. And in the fourth, a 13-play, 72-yard drive ended with a 41-yard boot.

"For us to control the clock like that," Walker said, "move the ball and only get three points in the first half, score 13 points this game, the way we controlled the game ... that's terrible."

The Bills were limited to nine yards and held without a completion or first down until 7:17 remaining in the second quarter, when Taylor connected on a 14-yard pass to Marquise Goodwin.

They went three-and-out on their first three possessions and had 51 yards of offense at halftime.

"There should be a lot of confidence" in the Titans' locker room, Mariota said. "We've been in games and we've had opportunities to win it. That says a lot about this team. We've just got to go ahead and finish."

###

Week 5

National Football League Game Summary

NFL Copyright © 2015 by The National Football League. All rights reserved. This summary and play-by-play is for the express purpose of assisting media in their coverage of the game; any other use of this material is prohibited without the written permission of the National Football League. Updated: 11/28/2015

Date: Sunday, 10/11/2015 Buffalo Bills at Tennessee Titans Start Time: 12:03 PM Central
at Nissan Stadium, Nashville, TN

Game Day Weather

Game Weather: Sunny Temp: 67° F (19.4° C) Humidity: 58%, Wind: NNE 5 mph
Played Outdoors on Turf: Grass Outdoor Weather: Sunny, Wind Chill: 67

Officials

Referee: Anderson, Walt (66) Umpire: Hannah, Butch (40) Head Linesman: Stelljes, Steve (22)
Line Judge: Boston, Byron (18) Side Judge: Hayes, Laird (125) Field Judge: Hall, Eugene (103)
Back Judge: Dyer, Lee (27) Replay Official: Smith, Billy ()

Lineups

Buffalo Bills				Tennessee Titans			
Offense		Defense		Offense		Defense	
WR 10	R.Woods	LDE 94	M.Williams	WR 83	H.Douglas	DE 90	D.Jones
LT 77	C.Glenn	DT 95	Ky.Williams	TE 82	D.Walker	NT 96	A.Woods
LG 64	R.Incognito	DT 99	M.Dareus	LT 77	T.Lewan	DT 99	J.Casey
C 70	E.Wood	RDE 55	J.Hughes	LG 76	B.Bell	OLB 91	D.Morgan
RG 76	J.Miller	SLB 91	M.Lawson	C 62	B.Schwenke	ILB 59	W.Woodyard
RT 66	S.Henderson	MLB 52	P.Brown	RG 79	J.Meredith	ILB 54	A.Williamson
WR 18	P.Harvin	WLB 53	N.Bradham	RT 73	J.Poutasi	OLB 98	B.Orakpo
TE 85	C.Clay	LCB 28	R.Darby	WR 15	J.Hunter	CB 29	P.Cox
QB 5	T.Taylor	DS 20	C.Graham	WR 13	K.Wright	SS 21	D.Searcy
RB 26	A.Dixon	DS 23	A.Williams	QB 8	M.Mariota	FS 33	M.Griffin
FB 42	J.Felton	RCB 24	S.Gilmore	RB 20	B.Sankey	CB 30	J.McCourty

Substitutions

K 2 D.Carpenter, QB 3 E.Manuel, P 6 C.Schmidt, K 8 B.Cundiff, WR 15 C.Hogan, WR 17 D.Moore, S 27 D.Williams, CB 33 R.Brooks, DB 36 J.Meeks, CB 37 N.Robey, RB 38 D.Herron, CB 39 M.Butler, RB 41 C.Wood, LB 58 R.Johnson, LB 59 A.Tarpley, G 60 K.Urbik, LS 65 G.Sanborn, T 71 C.Kouandjio, WR 81 M.Easley, TE 82 M.Mulligan, WR 88 M.Goodwin, TE 89 C.Gragg, DT 96 S.Charles, DT 97 C.Bryant

Substitutions

K 4 R.Succop, P 6 B.Kern, WR 17 D.Green-Beckham, RB 22 D.McCluster, CB 24 C.Sensabaugh, CB 25 B.Wreh-Wilson, RB 26 A.Andrews, DB 28 M.Huff, S 39 D.Stafford, FB 45 J.Fowler, LS 48 B.Brinkley, DE 51 D.Bass, LB 52 S.Johnson, LB 53 D.Mount, LB 55 Z.Brown, G 60 Q.Spain, TE 80 A.Fasano, TE 88 C.Stevens, TE 89 P.Supernaw, DE 92 R.Pitoitua, DE 95 A.Blackson, DL 97 K.Klug

Did Not Play

Did Not Play

QB 7 Z.Mettenberger, C/G 69 A.Gallik

Not Active

Not Active

WR 14 S.Watkins, RB 25 L.McCoy, RB 29 Ka.Williams, S 30 B.Rambo, LB 50 T.Steward, C 61 G.Ikard, DE 98 A.Carrington

QB 12 C.Whitehurst, RB 35 T.West, CB 37 C.Riggs, G 70 C.Warmack, TE 85 C.Coffman, DL 93 M.Martin, NT 94 S.Hill

Field Goals (made () & missed)

		R.Succop		(21) (41)		OT	Total
		1	2	3	4		
VISITOR:	Buffalo Bills	0	0	7	7	0	14
HOME:	Tennessee Titans	0	3	7	3	0	13

Scoring Plays

Team	Qtr	Time	Play Description (Extra Point) (Drive Info)	Visitor	Home
Titans	2	14:09	R.Succop 21 yd. Field Goal (13-62, 7:39)	0	3
Titans	3	6:51	A.Andrews 1 yd. run (R.Succop kick) (7-39, 4:15)	0	10
Bills	3	1:20	T.Taylor 22 yd. run (D.Carpenter kick) (9-80, 5:31)	7	10
Titans	4	9:36	R.Succop 41 yd. Field Goal (13-72, 6:44)	7	13
Bills	4	5:25	C.Hogan 2 yd. pass from T.Taylor (D.Carpenter kick) (8-80, 4:11)	14	13
Paid Attendance: 65,670				Time: 2:59	

Final Team Statistics

	Visitor Bills	Home Titans
TOTAL FIRST DOWNS	13	17
By Rushing	5	4
By Passing	6	10
By Penalty	2	3
THIRD DOWN EFFICIENCY	4-12-33%	5-13-38%
FOURTH DOWN EFFICIENCY	0-0-0%	0-0-0%
TOTAL NET YARDS	209	276
Total Offensive Plays (inc. times thrown passing)	50	62
Average gain per offensive play	4.2	4.5
NET YARDS RUSHING	127	97
Total Rushing Plays	28	28
Average gain per rushing play	4.5	3.5
Tackles for a loss-number and yards	1-1	3-3
NET YARDS PASSING	82	179
Times thrown - yards lost attempting to pass	4-31	2-8
Gross yards passing	113	187
PASS ATTEMPTS-COMPLETIONS-HAD INTERCEPTED	18-11-0	32-21-1
Avg gain per pass play (inc.# thrown passing)	3.7	5.3
KICKOFFS Number-In End Zone-Touchbacks	3-3-0	4-4-3
PUNTS Number and Average	7-51.0	6-41.8
Had Blocked	0	0
FGs - PATs Had Blocked	0-0	0-0
Net Punting Average	41.6	31.8
TOTAL RETURN YARDAGE (Not Including Kickoffs)	40	66
No. and Yards Punt Returns	3-40	5-66
No. and Yards Kickoff Returns	1-24	3-53
No. and Yards Interception Returns	1-0	0-0
PENALTIES Number and Yards	7-62	9-74
FUMBLES Number and Lost	2-1	0-0
TOUCHDOWNS	2	1
Rushing	1	1
Passing	1	0
EXTRA POINTS Made-Attempts	2-2	1-1
Kicking Made-Attempts	2-2	1-1
FIELD GOALS Made-Attempts	0-0	2-2
RED ZONE EFFICIENCY	1-1-100%	1-2-50%
GOAL TO GO EFFICIENCY	1-1-100%	1-1-100%
SAFETIES	0	0
FINAL SCORE	14	13
TIME OF POSSESSION	24:29	35:31

Final Individual Statistics

Buffalo Bills

RUSHING	ATT	YDS	AVG	LG	TD
T.Taylor	8	76	9.5	26	1
D.Herron	9	28	3.1	8	0
A.Dixon	7	19	2.7	6	0
C.Wood	2	3	1.5	3	0
J.Felton	1	2	2.0	2	0
P.Harvin	1	-1	-1.0	-1	0
Total	28	127	4.5	26	1

PASSING	ATT	CMP	YDS	SK/YD	TD	LG	IN	RT
T.Taylor	17	10	109	4/31	1	46	0	97.4
C.Hogan	1	1	4	0/0	0	4	0	83.3
Total	18	11	113	4/31	1	46	0	97.7

PASS RECEIVING	TAR	REC	YDS	AVG	LG	TD
C.Hogan	3	3	52	17.3	46	1
A.Dixon	3	3	20	6.7	9	0
M.Goodwin	2	2	24	12.0	14	0
C.Clay	3	1	7	7.0	7	0
R.Woods	2	1	6	6.0	6	0
T.Taylor	1	1	4	4.0	4	0
P.Harvin	4	0	0	0.0	0	0
Total	18	11	113	10.3	46	1

INTERCEPTIONS	NO	YDS	AVG	LG	TD
S.Gilmore	1	0	0.0	0	0
Total	1	0	0.0	0	0

PUNTING	NO	YDS	AVG	NET	TB	IN20	LG
C.Schmidt	7	357	51.0	41.6	0	1	65
Total	7	357	51.0	41.6	0	1	65

PUNT RETURNS	NO	YDS	AVG	FC	LG	TD
D.Moore	3	40	13.3	2	27	0
[TOUCHBACK]	1	0	0.0	0	0	0
Total	3	40	13.3	2	27	0

KICKOFF RETURNS	NO	YDS	AVG	FC	LG	TD
P.Harvin	1	24	24.0	0	24	0
[TOUCHBACK]	3	0	0.0	0	0	0
Total	1	24	24.0	0	24	0

Tennessee Titans

RUSHING	ATT	YDS	AVG	LG	TD
M.Mariota	5	47	9.4	22	0
D.McCluster	8	20	2.5	8	0
B.Sankey	7	20	2.9	9	0
A.Andrews	7	9	1.3	5	1
K.Wright	1	1	1.0	1	0
Total	28	97	3.5	22	1

PASSING	ATT	CMP	YDS	SK/YD	TD	LG	IN	RT
M.Mariota	32	21	187	2/8	0	23	1	68.1
Total	32	21	187	2/8	0	23	1	68.1

PASS RECEIVING	TAR	REC	YDS	AVG	LG	TD
J.Hunter	6	4	38	9.5	14	0
D.Walker	6	4	36	9.0	16	0
A.Andrews	4	3	45	15.0	23	0
K.Wright	6	3	29	9.7	17	0
B.Sankey	3	3	23	7.7	12	0
H.Douglas	3	2	17	8.5	11	0
C.Stevens	2	1	1	1.0	1	0
D.McCluster	1	1	-2	-2.0	-2	0
A.Fasano	1	0	0	0.0	0	0
Total	32	21	187	8.9	23	0

INTERCEPTIONS	NO	YDS	AVG	LG	TD
Total	0	0	0	0	0

PUNTING	NO	YDS	AVG	NET	TB	IN20	LG
B.Kern	6	251	41.8	31.8	1	3	58
Total	6	251	41.8	31.8	1	3	58

PUNT RETURNS	NO	YDS	AVG	FC	LG	TD
D.McCluster	5	66	13.2	2	26	0
Total	5	66	13.2	2	26	0

KICKOFF RETURNS	NO	YDS	AVG	FC	LG	TD
B.Sankey	2	33	16.5	0	25	0
D.McCluster	1	20	20.0	0	20	0
Total	3	53	17.7	0	25	0

Buffalo Bills

FUMBLES	FUM	LOST	OWN-REC	YDS	TD	FORCED	OPP-REC	YDS	TD	OUT-BDS
D.Herron	1	0	0	0	0	0	0	0	0	0
D.Moore	1	1	0	0	0	0	0	0	0	0
E.Wood	0	0	1	0	0	0	0	0	0	0
Total	2	1	1	0	0	0	0	0	0	0

Tennessee Titans

FUMBLES	FUM	LOST	OWN-REC	YDS	TD	FORCED	OPP-REC	YDS	TD	OUT-BDS
J.Fowler	0	0	0	0	0	1	0	0	0	0
R.Pitoitua	0	0	0	0	0	1	0	0	0	0
S.Johnson	0	0	0	0	0	0	1	0	0	0
Total	0	0	0	0	0	2	1	0	0	0

Play By Play

First Quarter

10/11/2015

BUF wins the coin toss and elects to defer. TEN elects to Receive, and BUF elects to defend the south goal.

B.Cundiff kicks 69 yards from BUF 35 to TEN -4. B.Sankey MUFFS catch, touched at TEN -4, RECOVERED by BUF-M.Goodwin at TEN 2.

PENALTY on BUF-M.Easley, Offside on Free Kick, 5 yards, enforced at BUF 35 - No Play.

B.Cundiff kicks 72 yards from BUF 30 to TEN -2. B.Sankey to TEN 23 for 25 yards (R.Brooks).

Tennessee Titans at 15:00, (1st play from scrimmage 14:51)

1-10-TEN 23	(14:51) (Shotgun) M.Mariota pass short right to B.Sankey pushed ob at TEN 35 for 12 yards (R.Darby).	P1
<u>1-10-TEN 35</u>	(14:32) (No Huddle, Shotgun) B.Sankey left guard to TEN 42 for 7 yards (A.Williams; N.Bradham).	
2-3-TEN 42	(13:55) B.Sankey left tackle to TEN 41 for -1 yards (C.Graham).	
3-4-TEN 41	(13:09) (Shotgun) M.Mariota pass short left to A.Andrews pushed ob at BUF 44 for 15 yards (A.Williams).	P2
<u>1-10-BUF 44</u>	(12:40) K.Wright right end to BUF 43 for 1 yard (A.Williams).	
2-9-BUF 43	(12:02) (Shotgun) D.McCluster right guard to BUF 39 for 4 yards (A.Williams).	
3-5-BUF 39	(11:23) (Shotgun) PENALTY on TEN-D.McCluster, False Start, 5 yards, enforced at BUF 39 - No Play.	
3-10-BUF 44	(11:12) (Shotgun) M.Mariota scrambles right end pushed ob at BUF 36 for 8 yards (Ky.Williams).	
4-2-BUF 36	(10:48) (Punt formation) B.Kern punts 25 yards to BUF 11, Center-B.Brinkley, fair catch by D.Moore.	

Buffalo Bills at 10:40

1-10-BUF 11	(10:40) (Shotgun) T.Taylor pass incomplete short right to C.Clay.	
2-10-BUF 11	(10:35) D.Herron right tackle to BUF 17 for 6 yards (A.Williamson).	
3-4-BUF 17	(9:59) (Shotgun) T.Taylor pass incomplete short right to P.Harvin.	
4-4-BUF 17	(9:55) (Punt formation) C.Schmidt punts 48 yards to TEN 35, Center-G.Sanborn, fair catch by D.McCluster.	

Tennessee Titans at 9:47

1-10-TEN 35	(9:47) D.McCluster left tackle to TEN 36 for 1 yard (P.Brown; M.Dareus).	
2-9-TEN 36	(9:21) (No Huddle, Shotgun) D.McCluster left guard to TEN 36 for no gain (M.Dareus).	
3-9-TEN 36	(8:57) (No Huddle, Shotgun) M.Mariota pass incomplete short middle to K.Wright.	
	PENALTY on BUF-C.Graham, Defensive Pass Interference, 15 yards, enforced at TEN 36 - No Play.	X3
<u>1-10-BUF 49</u>	(8:51) M.Mariota pass incomplete short middle to H.Douglas (S.Gilmore).	
2-10-BUF 49	(8:45) M.Mariota pass short right to C.Stevens to BUF 48 for 1 yard (D.Williams).	
3-9-BUF 48	(7:58) (Shotgun) M.Mariota pass incomplete short left to J.Hunter (S.Gilmore).	
4-9-BUF 48	(7:53) (Punt formation) B.Kern punts 37 yards to BUF 11, Center-B.Brinkley. D.Moore to BUF 11 for no gain (C.Sensabaugh).	

Buffalo Bills at 7:45

1-10-BUF 11	(7:45) D.Herron right tackle to BUF 12 for 1 yard (M.Griffin; W.Woodyard).	
2-9-BUF 12	(7:09) (Shotgun) T.Taylor pass incomplete deep left to C.Clay.	
3-9-BUF 12	(7:04) (Shotgun) PENALTY on BUF-T.Taylor, Delay of Game, 4 yards, enforced at BUF 12 - No Play.	
3-13-BUF 8	(7:04) (Shotgun) T.Taylor pass incomplete short left to P.Harvin.	
4-13-BUF 8	(6:58) (Punt formation) C.Schmidt punts 49 yards to TEN 43, Center-G.Sanborn. D.McCluster to TEN 45 for 2 yards (C.Graham).	
	PENALTY on TEN-M.Huff, Illegal Block Above the Waist, 10 yards, enforced at TEN 45.	

Tennessee Titans at 6:48

1-10-TEN 35	(6:48) D.McCluster left tackle to TEN 41 for 6 yards (P.Brown).	
2-4-TEN 41	(6:11) A.Andrews right guard to TEN 41 for no gain (M.Lawson).	
3-4-TEN 41	(5:30) (Shotgun) M.Mariota pass short right to H.Douglas to TEN 47 for 6 yards (R.Darby).	P4
<u>1-10-TEN 47</u>	(4:49) M.Mariota pass incomplete deep left to K.Wright (S.Gilmore).	
2-10-TEN 47	(4:42) (Shotgun) B.Sankey left guard to TEN 49 for 2 yards (P.Brown).	
3-8-TEN 49	(3:57) (Shotgun) M.Mariota scrambles up the middle to BUF 40 for 11 yards (N.Bradham).	R5
<u>1-10-BUF 40</u>	(3:16) (Shotgun) M.Mariota pass short right to K.Wright to BUF 23 for 17 yards (C.Graham).	P6
<u>1-10-BUF 23</u>	(2:33) A.Andrews left tackle to BUF 23 for no gain (N.Bradham).	
	PENALTY on TEN-T.Lewan, Offensive Holding, 10 yards, enforced at BUF 23 - No Play.	
1-20-BUF 33	(2:07) (Shotgun) M.Mariota pass short middle to J.Hunter to BUF 19 for 14 yards (A.Williams).	
2-6-BUF 19	(1:25) M.Mariota pass short right to B.Sankey to BUF 11 for 8 yards (N.Bradham).	P7
<u>1-10-BUF 11</u>	(:40) B.Sankey right guard to BUF 8 for 3 yards (M.Dareus).	

Buffalo Bills vs Tennessee Titans at Nissan Stadium								
END OF QUARTER	Score	Time Poss	First Downs				Efficiencies	
			R	P	X	T	3 Down	4 Down
Buffalo Bills	0	1:50	0	0	0	0	0/2	0/0
Tennessee Titans	0	13:10	1	5	1	7	3/5	0/0

Play By Play

Second Quarter

10/11/2015

Tennessee Titans continued.

- 2-7-BUF 8 (15:00) (Shotgun) M.Mariota pass incomplete short left to A.Fasano [P.Brown].
- 3-7-BUF 8 (14:56) (Shotgun) M.Mariota pass short left to D.Walker to BUF 3 for 5 yards (C.Graham; P.Brown).
- 4-2-BUF 3 (14:12) (Field Goal formation) R.Succop 21 yard field goal is GOOD, Center-B.Brinkley, Holder-B.Kern.

BUF 0 TEN 3, 13 plays, 62 yards, 7:39 drive, 0:51 elapsed

R.Succop kicks 65 yards from TEN 35 to end zone, Touchback.

Buffalo Bills at 14:09

- 1-10-BUF 20 (14:09) T.Taylor scrambles right end pushed ob at BUF 22 for 2 yards (W.Woodyard).
- 2-8-BUF 22 (13:39) (Shotgun) C.Wood right tackle to BUF 25 for 3 yards (J.Casey). BUF-P.Harvin was injured during the play. His return is Questionable.
- 3-5-BUF 25 (13:10) (Shotgun) T.Taylor sacked at BUF 22 for -3 yards (J.Casey).
- 4-8-BUF 22 (12:31) (Punt formation) C.Schmidt punts 65 yards to TEN 13, Center-G.Sanborn. D.McCluster to TEN 27 for 14 yards (R.Johnson).

Tennessee Titans at 12:18

- 1-10-TEN 27 (12:18) M.Mariota pass short left to H.Douglas to TEN 39 for 12 yards (C.Graham).
PENALTY on TEN-H.Douglas, Offensive Pass Interference, 10 yards, enforced at TEN 27 - No Play.
- 1-20-TEN 17 (11:47) B.Sankey left tackle to TEN 17 for no gain (N.Bradham).
PENALTY on TEN-J.Hunter, Illegal Shift, 5 yards, enforced at TEN 17 - No Play.
- 1-25-TEN 12 (11:22) M.Mariota pass short right to K.Wright to TEN 19 for 7 yards (R.Darby).
- 2-18-TEN 19 (10:41) (No Huddle, Shotgun) M.Mariota pass short right to A.Andrews to TEN 42 for 23 yards (C.Graham). P8
- 1-10-TEN 42 (9:55) D.McCluster left guard to 50 for 8 yards (N.Bradham).
- 2-2-50 (9:17) A.Andrews left end to 50 for no gain (S.Gilmore).
- 3-2-50 (8:35) (Shotgun) M.Mariota sacked at TEN 45 for -5 yards (M.Williams).
- 4-7-TEN 45 (7:57) (Punt formation) B.Kern punts 55 yards to end zone, Center-B.Brinkley, Touchback.

Buffalo Bills at 7:49

- 1-10-BUF 20 (7:49) A.Dixon left guard to BUF 23 for 3 yards (A.Woods).
- 2-7-BUF 23 (7:17) T.Taylor pass short left to M.Goodwin ran ob at BUF 37 for 14 yards. P1
- 1-10-BUF 37 (6:39) A.Dixon up the middle to BUF 37 for no gain (W.Woodyard).
- 2-10-BUF 37 (5:57) (Shotgun) C.Wood left end to BUF 37 for no gain (Z.Brown; D.Jones).
- 3-10-BUF 37 (5:17) (Shotgun) T.Taylor sacked at BUF 32 for -5 yards (sack split by D.Morgan and J.Casey).
- 4-15-BUF 32 (4:37) (Punt formation) C.Schmidt punts 41 yards to TEN 27, Center-G.Sanborn. D.McCluster pushed ob at BUF 47 for 26 yards (A.Dixon).

Tennessee Titans at 4:24

- 1-10-BUF 47 (4:24) (Shotgun) M.Mariota pass short right to K.Wright to BUF 42 for 5 yards (M.Williams; M.Lawson).
- 2-5-BUF 42 (3:44) M.Mariota pass incomplete short left to A.Andrews [M.Williams].
- 3-5-BUF 42 (3:38) (Shotgun) M.Mariota pass short left to J.Hunter to BUF 39 for 3 yards (C.Graham).
- 4-2-BUF 39 (3:01) (Punt formation) B.Kern punts 31 yards to BUF 8, Center-B.Brinkley, fair catch by D.Moore.

Buffalo Bills at 2:52

- 1-10-BUF 8 (2:52) (Shotgun) D.Herron left guard to BUF 16 for 8 yards (A.Williamson).
- 2-2-BUF 16 (2:21) (Shotgun) D.Herron up the middle to BUF 16 for no gain (J.Casey).
Timeout #1 by TEN at 02:15.
- 3-2-BUF 16 (2:15) (Shotgun) T.Taylor pass short right to C.Hogan pushed ob at BUF 20 for 4 yards (C.Sensabaugh). P2

Two-Minute Warning

- 1-10-BUF 20 (2:00) (Shotgun) T.Taylor pass incomplete short right to R.Woods [J.Casey].
PENALTY on TEN-A.Williamson, Illegal Contact, 5 yards, enforced at BUF 20 - No Play. X3
- 1-10-BUF 25 (1:53) (Shotgun) T.Taylor pass short right to R.Woods pushed ob at BUF 31 for 6 yards (J.McCourty).
- 2-4-BUF 31 (1:48) (No Huddle, Shotgun) T.Taylor pass short middle to C.Clay to BUF 38 for 7 yards (M.Griffin; A.Williamson). P4
- 1-10-BUF 38 (1:24) (No Huddle, Shotgun) T.Taylor pass incomplete deep left to P.Harvin.
- 2-10-BUF 38 (1:18) (Shotgun) T.Taylor pass short right to A.Dixon to BUF 43 for 5 yards (M.Griffin).
Timeout #1 by BUF at 01:06.
- 3-5-BUF 43 (1:06) (Shotgun) T.Taylor pass incomplete short right to R.Woods.
- 4-5-BUF 43 (1:00) (Punt formation) C.Schmidt punts 47 yards to TEN 10, Center-G.Sanborn, fair catch by D.McCluster.

Tennessee Titans at 0:54

Buffalo Bills vs Tennessee Titans at Nissan Stadium

1-10-TEN 10 (:54) (Shotgun) M.Mariota pass short right to J.Hunter to TEN 19 for 9 yards (N.Robey).
 2-1-TEN 19 (:30) (No Huddle, Shotgun) M.Mariota pass incomplete deep left to H.Douglas (S.Gilmore).
 PENALTY on TEN-T.Lewan, Illegal Use of Hands, 9 yards, enforced at TEN 19 - No Play.
 2-10-TEN 10 (:24) (Shotgun) D.McCluster right end to TEN 10 for no gain (R.Darby).

END OF QUARTER

	Score	Time Poss	First Downs				Efficiencies	
			R	P	X	T	3 Down	4 Down
Buffalo Bills	0	7:14	0	3	1	4	1/4	0/0
Tennessee Titans	3	7:46	0	1	0	1	0/3	0/0

First Half Summary

PERIOD SCORES			TIME OF POSSESSION		
Bills	0	0 = 0	Bills	9:04	
Titans	0	3 = 3	Titans	20:56	

Scoring Plays					Visitor	Home
Team	Qtr	Time	Play Description (Extra Point) (Drive Info)			
Titans	2	14:09	R.Succop 21 yd. Field Goal (13-62, 7:39)		0	3

	Buffalo Bills	Tennessee Titans
TOTAL FIRST DOWNS	4	8
First Downs Rushing-Passing-by Penalty	0 - 3 - 1	1 - 6 - 1
THIRD DOWN EFFICIENCY	1-6-17%	3-8-38%
TOTAL NET YARDS	51	170
Total Offensive Plays	22	34
NET YARDS RUSHING	23	50
NET YARDS PASSING	28	120
Gross Yards Passing	36	125
Times thrown-yards lost attempting to pass	2-8	1-5
Pass Attempts-Completions-Had Intercepted	11 - 5 - 0	18 - 13 - 0
Punts-Number and Average	5 - 50	4 - 37
Penalties-Number and Yards	3 - 24	7 - 54
Fumbles-Number and Lost	0 - 0	0 - 0
Red Zone Efficiency	0-0-0%	0-1-0%
Average Drive Start	BUF 14	TEN 30

Buffalo Bills										Tennessee Titans															
RUSHING					ATT	YDS	AVG	LG	TD	RUSHING					ATT	YDS	AVG	LG	TD						
D.Herron					4	15	3.8	8	0	D.McCluster					6	19	3.2	8	0						
A.Dixon					2	3	1.5	3	0	M.Mariota					2	19	9.5	11	0						
C.Wood					2	3	1.5	3	0	B.Sankey					4	11	2.8	7	0						
T.Taylor					1	2	2.0	2	0	K.Wright					1	1	1.0	1	0						
										A.Andrews					2	0	0.0	0	0						
Total					9	23	2.6	8	0	Total					15	50	3.3	11	0						
PASSING					ATT	CMP	YDS	SK/YD	TD	LG	IN	RT	PASSING					ATT	CMP	YDS	SK/YD	TD	LG	IN	RT
T.Taylor					11	5	36	2/8	0	14	0	53.6	M.Mariota					18	13	125	1/5	0	23	0	91.2
Total					11	5	36	2/8	0	14	0	53.6	Total					18	13	125	1/5	0	23	0	91.2
PASS RECEIVING					TAR	REC	YDS	AVG	LG	TD	PASS RECEIVING					TAR	REC	YDS	AVG	LG	TD				
M.Goodwin					1	1	14	14.0	14	0	K.Wright					4	3	29	9.7	17	0				
C.Clay					3	1	7	7.0	7	0	J.Hunter					4	3	26	8.7	14	0				
R.Woods					2	1	6	6.0	6	0	A.Andrews					3	2	38	19.0	23	0				
A.Dixon					1	1	5	5.0	5	0	B.Sankey					2	2	20	10.0	12	0				
C.Hogan					1	1	4	4.0	4	0	H.Douglas					2	1	6	6.0	6	0				
P.Harvin					3	0	0	0.0	0	0	D.Walker					1	1	5	5.0	5	0				
											C.Stevens					1	1	1	1.0	1	0				
											A.Fasano					1	0	0	0.0	0	0				
Total					11	5	36	7.2	14	0	Total					18	13	125	9.6	23	0				

Buffalo Bills	Regular Defensive Plays												Special Teams					Misc			
	TKL	AST	COMB	SK	/ YDS	TFL	Q	IN	PD	FF	FR	TKL	AST	FF	FR	BL	TKL	AST	FF	FR	
C.Graham	4	1	5	0	0	1	0	0	0	0	0	1	0	0	0	0	0	0	0	0	
A.Williams	4	1	5	0	0	0	0	0	0	0	0	0	0	0	0	0	0	0	0	0	
R.Darby	4	0	4	0	0	0	0	0	0	0	0	0	0	0	0	0	0	0	0	0	
N.Bradham	3	1	4	0	0	0	0	0	0	0	0	0	0	0	0	0	0	0	0	0	
Total	15	3	18	0	0	1	0	0	0	0	0	1	0	0	0	0	0	0	0	0	

10/11/2015 at Nissan Stadium

[illegible]

Play By Play

Third Quarter

10/11/2015

BUF elects to Receive, and TEN elects to defend the North goal.

R.Succop kicks 65 yards from TEN 35 to end zone, Touchback.

Buffalo Bills at 15:00

1-10-BUF 20	(15:00) D.Herron right tackle to BUF 22 for 2 yards (W.Woodyard; D.Jones).	
2-8-BUF 22	(14:26) T.Taylor pass short left to M.Goodwin pushed ob at BUF 32 for 10 yards (P.Cox).	P5
<u>1-10-BUF 32</u>	(13:57) (Shotgun) P.Harvin right end to BUF 31 for -1 yards (B.Orakpo).	
2-11-BUF 31	(13:16) T.Taylor sacked at BUF 19 for -12 yards (A.Williamson).	
3-23-BUF 19	(12:30) (Shotgun) T.Taylor pass short middle to A.Dixon to BUF 25 for 6 yards (Z.Brown).	
	Penalty on BUF-C.Glenn, Offensive Holding, declined.	
4-17-BUF 25	(12:11) (Punt formation) C.Schmidt punts 61 yards to TEN 14, Center-G.Sanborn. D.McCluster to TEN 29 for 15 yards (A.Dixon).	

Tennessee Titans at 11:56

1-10-TEN 29	(11:56) (Shotgun) M.Mariota pass incomplete short right to D.Walker (N.Bradham).	
2-10-TEN 29	(11:52) (Shotgun) B.Sankey up the middle to TEN 30 for 1 yard (P.Brown; J.Hughes).	
3-9-TEN 30	(11:26) (No Huddle, Shotgun) M.Mariota pass incomplete short right to D.Walker [M.Dareus].	
4-9-TEN 30	(11:21) (Punt formation) B.Kern punts 58 yards to BUF 12, Center-B.Brinkley. D.Moore to BUF 40 for 28 yards (J.Fowler; B.Brinkley). Tennessee challenged the runner was down by contact ruling, and the play was REVERSED. (Punt formation) B.Kern punts 58 yards to BUF 12, Center-B.Brinkley. D.Moore to BUF 39 for 27 yards (J.Fowler). FUMBLES (J.Fowler), RECOVERED by TEN-S.Johnson at BUF 39. S.Johnson to BUF 39 for no gain (R.Johnson). Penalty on BUF-D.Williams, Illegal Block Above the Waist, declined.	

Tennessee Titans at 11:06

1-10-BUF 39	(11:06) M.Mariota pass short right to B.Sankey to BUF 36 for 3 yards (M.Williams; P.Brown).	
2-7-BUF 36	(10:26) M.Mariota scrambles right end ran ob at BUF 33 for 3 yards (M.Lawson).	
3-4-BUF 33	(9:50) (Shotgun) M.Mariota pass short left to H.Douglas to BUF 22 for 11 yards (C.Graham).	P9
<u>1-10-BUF 22</u>	(9:08) A.Andrews left guard to BUF 17 for 5 yards (J.Hughes).	
	Timeout #1 by TEN at 08:26.	
2-5-BUF 17	(8:26) (Shotgun) M.Mariota pass short left to D.Walker to BUF 1 for 16 yards (C.Graham).	P10
<u>1-1-BUF 1</u>	(7:42) A.Andrews left guard to BUF 1 for no gain (A.Tarpley).	
2-1-BUF 1	(6:54) A.Andrews right tackle for 1 yard, TOUCHDOWN.	R11
	R.Succop extra point is GOOD, Center-B.Brinkley, Holder-B.Kern.	

BUF 0 TEN 10, 7 plays, 39 yards, 4:15 drive, 8:09 elapsed

R.Succop kicks 69 yards from TEN 35 to BUF -4. P.Harvin to BUF 20 for 24 yards (D.Bass).

Buffalo Bills at 6:51, (1st play from scrimmage 6:45)

1-10-BUF 20	(6:45) T.Taylor scrambles left end pushed ob at BUF 25 for 5 yards (A.Williamson).	
2-5-BUF 25	(6:12) A.Dixon right end pushed ob at BUF 31 for 6 yards (W.Woodyard).	R6
<u>1-10-BUF 31</u>	(5:44) T.Taylor pass short middle to A.Dixon to BUF 40 for 9 yards (W.Woodyard).	
2-1-BUF 40	(5:07) J.Felton up the middle to BUF 42 for 2 yards (W.Woodyard; A.Williamson).	R7
<u>1-10-BUF 42</u>	(4:28) (Shotgun) D.Herron up the middle to BUF 46 for 4 yards (A.Williamson).	
2-6-BUF 46	(3:50) D.Herron up the middle to BUF 48 for 2 yards (R.Pitoitua). FUMBLES (R.Pitoitua), recovered by BUF-E.Wood at BUF 48. E.Wood to BUF 48 for no gain (A.Williamson).	
3-4-BUF 48	(3:10) (Shotgun) T.Taylor scrambles up the middle to TEN 26 for 26 yards (M.Griffin).	R8
<u>1-10-TEN 26</u>	(2:21) D.Herron right guard to TEN 22 for 4 yards (A.Williamson).	
2-6-TEN 22	(1:34) (Shotgun) T.Taylor pass incomplete short right to R.Woods [D.Jones].	
	Penalty on TEN-D.Jones, Defensive Offside, offsetting, enforced at TEN 22 - No Play.	
	Penalty on BUF-R.Woods, Offensive Pass Interference, offsetting.	
2-6-TEN 22	(1:29) (Shotgun) T.Taylor up the middle for 22 yards, TOUCHDOWN.	R9
	D.Carpenter extra point is GOOD, Center-G.Sanborn, Holder-C.Schmidt.	

BUF 7 TEN 10, 9 plays, 80 yards, 5:31 drive, 13:40 elapsed

B.Cundiff kicks 65 yards from BUF 35 to TEN 0. B.Sankey MUFFS catch, touched at TEN 0, and recovers at TEN 2. B.Sankey to TEN 19 for 17 yards (R.Woods).

PENALTY on TEN-Z.Brown, Illegal Block Above the Waist, 5 yards, enforced at TEN 10.

Tennessee Titans at 1:20, (1st play from scrimmage 1:15)

1-10-TEN 5	(1:15) A.Andrews left tackle to TEN 7 for 2 yards (N.Bradham; M.Dareus).	
2-8-TEN 7	(:37) (Shotgun) D.McCluster left guard to TEN 6 for -1 yards (Ky.Williams).	

Buffalo Bills vs Tennessee Titans at Nissan Stadium								
END OF QUARTER	Score	Time Poss	First Downs				Efficiencies	
			R	P	X	T	3 Down	4 Down
Buffalo Bills	7	8:35	4	1	0	5	1/2	0/0
Tennessee Titans	10	6:25	1	2	0	3	1/2	0/0

Play By Play

Fourth Quarter

10/11/2015

Tennessee Titans continued.

3-9-TEN 6	(15:00) (Shotgun) M.Mariota pass incomplete short left to D.Green-Beckham. PENALTY on BUF-S.Gilmore, Defensive Pass Interference, 8 yards, enforced at TEN 6 - No Play.	X12
<u>1-10-TEN 14</u>	(14:56) D.McCluster right tackle to TEN 16 for 2 yards (A.Williams).	
2-8-TEN 16	(14:17) (Shotgun) M.Mariota sacked at TEN 13 for -3 yards (Ky.Williams). Penalty on TEN-T.Lewan, Illegal Use of Hands, declined.	
3-11-TEN 13	(13:51) (Shotgun) M.Mariota pass short left to J.Hunter pushed ob at TEN 25 for 12 yards (N.Robey).	P13
<u>1-10-TEN 25</u>	(13:16) (Shotgun) M.Mariota left end pushed ob at TEN 47 for 22 yards (C.Graham).	R14
<u>1-10-TEN 47</u>	(12:44) (Shotgun) M.Mariota pass short left to D.Walker pushed ob at BUF 40 for 13 yards (C.Graham).	P15
<u>1-10-BUF 40</u>	(12:04) B.Sankey right end to BUF 31 for 9 yards (C.Graham; C.Bryant).	
2-1-BUF 31	(11:16) A.Andrews up the middle to BUF 30 for 1 yard (M.Dareus; A.Williams). Timeout #2 by TEN at 10:32.	R16
<u>1-10-BUF 30</u>	(10:32) M.Mariota pass incomplete short right to C.Stevens [J.Hughes].	
2-10-BUF 30	(10:24) (Shotgun) M.Mariota pass short right to A.Andrews pushed ob at BUF 23 for 7 yards (N.Robey).	
3-3-BUF 23	(9:44) (Shotgun) M.Mariota pass incomplete short left to K.Wright.	
4-3-BUF 23	(9:41) (Field Goal formation) R.Succop 41 yard field goal is GOOD, Center-B.Brinkley, Holder-B.Kern.	

BUF 7 TEN 13, 13 plays, 72 yards, 1 penalty, 6:44 drive, 5:24 elapsed

R.Succop kicks 65 yards from TEN 35 to end zone, Touchback.

Buffalo Bills at 9:36

1-10-BUF 20	(9:36) A.Dixon right tackle to BUF 22 for 2 yards (W.Woodyard).	
2-8-BUF 22	(8:58) (Shotgun) T.Taylor pass incomplete short left to P.Harvin.	
3-8-BUF 22	(8:54) (Shotgun) T.Taylor pass short left to P.Harvin to BUF 32 for 10 yards (P.Cox). PENALTY on BUF-S.Henderson, Offensive Holding, 10 yards, enforced at BUF 22 - No Play.	
3-18-BUF 12	(8:35) (Shotgun) PENALTY on BUF-S.Henderson, False Start, 5 yards, enforced at BUF 12 - No Play.	
3-23-BUF 7	(8:17) (Shotgun) T.Taylor scrambles up the middle to BUF 31 for 24 yards (Z.Brown). BUF-T.Taylor was injured during the play. His return is Probable. PENALTY on TEN-Z.Brown, Horse Collar Tackle, 15 yards, enforced at BUF 31.	R10 X11
<u>1-10-BUF 46</u>	(7:58) D.Herron left guard to BUF 47 for 1 yard (J.Casey). TEN-J.Casey was injured during the play. His return is Questionable.	
2-9-BUF 47	(7:38) (Shotgun) T.Taylor pass deep right to C.Hogan to TEN 7 for 46 yards (D.Searcy). Timeout #1 by BUF at 06:51.	P12
<u>1-7-TEN 7</u>	(6:51) A.Dixon right tackle to TEN 6 for 1 yard (D.Morgan; M.Griffin).	
2-6-TEN 6	(6:14) (Shotgun) C.Hogan pass short left to T.Taylor to TEN 2 for 4 yards (P.Cox).	
3-2-TEN 2	(5:30) (Shotgun) T.Taylor pass short right to C.Hogan for 2 yards, TOUCHDOWN. D.Carpenter extra point is GOOD, Center-G.Sanborn, Holder-C.Schmidt.	P13

BUF 14 TEN 13, 8 plays, 80 yards, 1 penalty, 4:11 drive, 9:35 elapsed

B.Cundiff kicks 70 yards from BUF 35 to TEN -5. D.McCluster to TEN 15 for 20 yards (R.Woods). TEN-Z.Brown was injured during the play. His return is Questionable.

Tennessee Titans at 5:25, (1st play from scrimmage 5:19)

1-10-TEN 15	(5:19) (Shotgun) M.Mariota pass incomplete deep middle to J.Hunter.	
2-10-TEN 15	(5:13) (Shotgun) M.Mariota left end to TEN 18 for 3 yards (N.Bradham).	
3-7-TEN 18	(4:44) (Shotgun) M.Mariota pass incomplete short middle to J.Hunter (C.Graham). PENALTY on BUF-C.Graham, Unnecessary Roughness, 15 yards, enforced at TEN 18 - No Play.	X17
<u>1-10-TEN 33</u>	(4:37) (Shotgun) B.Sankey right guard to TEN 32 for -1 yards (J.Hughes; Ky.Williams).	
2-11-TEN 32	(3:59) (Shotgun) M.Mariota pass short right to D.McCluster to TEN 30 for -2 yards (J.Hughes).	
3-13-TEN 30	(3:12) (Shotgun) M.Mariota pass short right to D.Walker to TEN 32 for 2 yards (N.Robey). TEN-A.Fasano was injured during the play. His return is Questionable. TEN-D.Walker was injured during the play. His return is Questionable.	
4-11-TEN 32	(3:01) (Punt formation) B.Kern punts 45 yards to BUF 23, Center-B.Brinkley. D.Moore pushed ob at BUF 36 for 13 yards (B.Wreh-Wilson).	

Buffalo Bills at 2:48

1-10-BUF 36	(2:48) A.Dixon up the middle to BUF 41 for 5 yards (W.Woodyard).
2-5-BUF 41	(2:04) A.Dixon up the middle to BUF 43 for 2 yards (J.Casey; M.Griffin).

Two-Minute Warning

3-3-BUF 43	(2:00) (Shotgun) T.Taylor sacked at BUF 32 for -11 yards (D.Morgan).
------------	--

Buffalo Bills vs Tennessee Titans at Nissan Stadium

Timeout #3 by TEN at 01:51.

4-14-BUF 32 (1:51) (Punt formation) C.Schmidt punts 46 yards to TEN 22, Center-G.Sanborn. D.McCluster to TEN 31 for 9 yards (C.Graham).

Tennessee Titans at 1:41

1-10-TEN 31 (1:41) (Shotgun) M.Mariota pass deep left intended for K.Wright INTERCEPTED by S.Gilmore [M.Dareus] at BUF 38. S.Gilmore to BUF 38 for no gain (K.Wright). TEN-K.Wright was injured during the play. His return is Questionable.

Buffalo Bills at 1:32

1-10-BUF 38 (1:32) T.Taylor kneels to BUF 37 for -1 yards.

2-11-BUF 37 (:51) T.Taylor kneels to BUF 36 for -1 yards.

3-12-BUF 36 (:34) T.Taylor kneels to BUF 35 for -1 yards.

END OF QUARTER

	Score	Time Poss	First Downs				Efficiencies	
			R	P	X	T	3 Down	4 Down
Buffalo Bills	14	6:50	1	2	1	4	2/4	0/0
Tennessee Titans	13	8:10	2	2	2	6	1/3	0/0

Final Defensive Statistics

Buffalo Bills	Regular Defensive Plays												Special Teams					Misc			
	TKL	AST	COMB	SK	/ YDS	TFL	Q	IN	PD	FF	FR		TKL	AST	FF	FR	BL	TKL	AST	FF	FR
C.Graham	8	2	10	0	0	1	0	0	0	0	0		2	0	0	0	0	0	0	0	0
A.Williams	5	2	7	0	0	0	0	0	0	0	0		0	0	0	0	0	0	0	0	0
N.Bradham	4	2	6	0	0	0	0	0	1	0	0		0	0	0	0	0	0	0	0	0
P.Brown	2	4	6	0	0	0	1	0	0	0	0		0	0	0	0	0	0	0	0	0
M.Dareus	2	3	5	0	0	0	2	0	0	0	0		0	0	0	0	0	0	0	0	0
R.Darby	4	0	4	0	0	0	0	0	0	0	0		0	0	0	0	0	0	0	0	0
N.Robey	4	0	4	0	0	0	0	0	0	0	0		0	0	0	0	0	0	0	0	0
Ky.Williams	3	1	4	1	3	2	1	0	0	0	0		0	0	0	0	0	0	0	0	0
J.Hughes	2	2	4	0	0	1	1	0	0	0	0		0	0	0	0	0	0	0	0	0
M.Lawson	2	1	3	0	0	0	0	0	0	0	0		0	0	0	0	0	0	0	0	0
M.Williams	1	2	3	1	5	1	2	0	0	0	0		0	0	0	0	0	0	0	0	0
S.Gilmore	1	0	1	0	0	0	0	1	4	0	0		0	0	0	0	0	0	0	0	0
D.Williams	1	0	1	0	0	0	0	0	0	0	0		0	0	0	0	0	0	0	0	0
A.Tarpley	1	0	1	0	0	0	0	0	0	0	0		0	0	0	0	0	0	0	0	0
C.Bryant	0	1	1	0	0	0	0	0	0	0	0		0	0	0	0	0	0	0	0	0
R.Johnson	0	0	0	0	0	0	0	0	0	0	0		2	0	0	0	0	0	0	0	0
A.Dixon	0	0	0	0	0	0	0	0	0	0	0		2	0	0	0	0	0	0	0	0
R.Woods	0	0	0	0	0	0	0	0	0	0	0		2	0	0	0	0	0	0	0	0
R.Brooks	0	0	0	0	0	0	0	0	0	0	0		1	0	0	0	0	0	0	0	0
E.Wood	0	0	0	0	0	0	0	0	0	0	0		0	0	0	0	0	0	0	0	1
Total	40	20	60	2	8	5	7	1	5	0	0		9	0	0	0	0	0	0	0	1

TKL = Tackle AST = Assist COMB = Combined QH=QB Hit IN = Interception PD = Pass Defense FF = Forced Fumble FR = Fumble Recovery

Tennessee Titans	Regular Defensive Plays												Special Teams					Misc			
	TKL	AST	COMB	SK	/ YDS	TFL	QH	IN	PD	FF	FR		TKL	AST	FF	FR	BL	TKL	AST	FF	FR
A.Williamson	7	2	9	1	12	1	1	0	0	0	0		0	0	0	0	0	0	0	0	0
W.Woodyard	6	3	9	0	0	0	0	0	0	0	0		0	0	0	0	0	0	0	0	0
J.Casey	4	2	6	1.5	5.5	1	2	0	0	0	0		0	0	0	0	0	0	0	0	0
M.Griffin	2	4	6	0	0	0	0	0	0	0	0		0	0	0	0	0	0	0	0	0
Z.Brown	2	1	3	0	0	0	0	0	0	0	0		0	0	0	0	0	0	0	0	0
D.Morgan	1	2	3	1.5	13.5	1	2	0	0	0	0		0	0	0	0	0	0	0	0	0
P.Cox	2	0	2	0	0	0	0	0	0	0	0		0	0	0	0	0	0	0	0	0
D.Jones	0	2	2	0	0	0	0	0	0	0	0		0	0	0	0	0	0	0	0	0
R.Pitoitua	1	0	1	0	0	0	0	0	0	1	0		0	0	0	0	0	0	0	0	0
C.Sensabaugh	1	0	1	0	0	0	0	0	0	0	0		1	0	0	0	0	0	0	0	0
A.Woods	1	0	1	0	0	0	0	0	0	0	0		0	0	0	0	0	0	0	0	0
J.McCourty	1	0	1	0	0	0	0	0	0	0	0		0	0	0	0	0	0	0	0	0
B.Orakpo	1	0	1	0	0	1	0	0	0	0	0		0	0	0	0	0	0	0	0	0
D.Searcy	1	0	1	0	0	0	0	0	0	0	0		0	0	0	0	0	0	0	0	0
J.Fowler	0	0	0	0	0	0	0	0	0	0	0		1	0	1	0	0	0	0	0	0
D.Bass	0	0	0	0	0	0	0	0	0	0	0		1	0	0	0	0	0	0	0	0
B.Wreh-Wilson	0	0	0	0	0	0	0	0	0	0	0		1	0	0	0	0	0	0	0	0
S.Johnson	0	0	0	0	0	0	0	0	0	0	0		0	0	0	1	0	0	0	0	0
K.Wright	0	0	0	0	0	0	0	0	0	0	0		0	0	0	0	0	1	0	0	0
Total	30	16	46	4	31	4	5	0	0	1	0		4	0	1	1	0	1	0	0	0

Ball Possession And Drive Chart

Buffalo Bills

#	Time Recd	Time Lost	Time Poss	How Ball Obtained	Drive Began	# Play	Yds Gain	Yds Pen	Net Yds	1st Down	Last Scrm	How Given Up
1	10:40	9:47	0:53	Punt	BUF 11	3	6	0	6	0	BUF 17	Punt
2	7:45	6:48	0:57	Punt	BUF 11	3	1	-4	-3	0	BUF 8	Punt
3	14:09	12:18	1:51	Kickoff	BUF 20	3	2	0	2	0	BUF 22	Punt
4	7:49	4:24	3:25	Punt	BUF 20	5	12	0	12	1	BUF 32	Punt
5	2:52	0:54	1:58	Punt	BUF 8	8	30	5	35	3	BUF 43	Punt
6	15:00	11:56	3:04	Kickoff	BUF 20	5	5	0	5	1	BUF 25	Punt
7	6:51	1:20	5:31	Kickoff	BUF 20	9	80	0	80	4	TEN 22	Touchdown
8	9:36	5:25	4:11	Kickoff	BUF 20	8	80	0	80	4	* TEN 2	Touchdown
9	2:48	1:41	1:07	Punt	BUF 36	3	-4	0	-4	0	BUF 32	Punt
10	1:32	0:00	1:32	Interception	BUF 38	3	-3	0	-3	0	BUF 36	End of Game

(204) Average BUF 20

Tennessee Titans

#	Time Recd	Time Lost	Time Poss	How Ball Obtained	Drive Began	# Play	Yds Gain	Yds Pen	Net Yds	1st Down	Last Scrm	How Given Up
1	15:00	10:40	4:20	Kickoff	TEN 23	7	46	-5	41	2	BUF 36	Punt
2	9:47	7:45	2:02	Punt	TEN 35	5	2	15	17	1	BUF 48	Punt
3	6:48	14:09	7:39	Punt	TEN 35	13	72	-10	62	4	* BUF 3	Field Goal
4	12:18	7:49	4:29	Punt	TEN 27	5	33	-15	18	1	TEN 45	Punt
5	4:24	2:52	1:32	Punt	BUF 47	3	8	0	8	0	BUF 39	Punt
6	0:54	0:00	0:54	Punt	TEN 10	2	9	-9	0	0	TEN 10	End of Half
7	11:56	11:06	0:50	Punt	TEN 29	3	1	0	1	0	TEN 30	Punt
8	11:06	6:51	4:15	Fumble	BUF 39	7	39	0	39	3	* BUF 1	Touchdown
9	1:20	9:36	6:44	Kickoff	TEN 5	13	64	8	72	5	BUF 23	Field Goal
10	5:25	2:48	2:37	Kickoff	TEN 15	5	2	15	17	1	TEN 32	Punt
11	1:41	1:32	0:09	Punt	TEN 31	1	0	0	0	0	TEN 31	Interception

(324) Average TEN 29

* inside opponent's 20

Time of Possession by Quarter		1st	2nd	3rd	4th	OT	Total
Visitor	Buffalo Bills	1:50	7:14	8:35	6:50		24:29
Home	Tennessee Titans	13:10	7:46	6:25	8:10		35:31
Kickoff Drive No.-Start Average		Bills: 4 - BUF 20		Titans: 3 - TEN 14			

Miscellaneous Statistics Report

Buffalo Bills vs Tennessee Titans
10/11/2015 at Nissan Stadium

Ten Longest Plays for Buffalo Bills

Yards	Qtr	Play Start	Play Description
46	4	2-9-BUF 47	(7:38) (Shotgun) T.Taylor pass deep right to C.Hogan to TEN 7 for 46 yards (D.Searcy).
39	4	3-23-BUF 7	(8:17) (Shotgun) T.Taylor scrambles up the middle to BUF 31 for 24 yards (Z.Brown). BUF-T.Taylor was injured during the play. His return is Probable. PENALTY on TEN-Z.Brown, Horse Collar Tackle, 15 yards, enforced at BUF 31.
26	3	3-4-BUF 48	(3:10) (Shotgun) T.Taylor scrambles up the middle to TEN 26 for 26 yards (M.Griffin).
22	3	2-6-TEN 22	(1:29) (Shotgun) T.Taylor up the middle for 22 yards, TOUCHDOWN.
14	2	2-7-BUF 23	(7:17) T.Taylor pass short left to M.Goodwin ran ob at BUF 37 for 14 yards.
10	3	2-8-BUF 22	(14:26) T.Taylor pass short left to M.Goodwin pushed ob at BUF 32 for 10 yards (P.Cox).
9	3	1-10-BUF 31	(5:44) T.Taylor pass short middle to A.Dixon to BUF 40 for 9 yards (W.Woodyard).
8	2	1-10-BUF 8	(2:52) (Shotgun) D.Herron left guard to BUF 16 for 8 yards (A.Williamson).
7	2	2-4-BUF 31	(1:48) (No Huddle, Shotgun) T.Taylor pass short middle to C.Clay to BUF 38 for 7 yards (M.Griffin; A.Williamson).
6	1	2-10-BUF 11	(10:35) D.Herron right tackle to BUF 17 for 6 yards (A.Williamson).

Ten Longest Plays for Tennessee Titans

Yards	Qtr	Play Start	Play Description
23	2	2-18-TEN 19	(10:41) (No Huddle, Shotgun) M.Mariota pass short right to A.Andrews to TEN 42 for 23 yards (C.Graham).
22	4	1-10-TEN 25	(13:16) (Shotgun) M.Mariota left end pushed ob at TEN 47 for 22 yards (C.Graham).
17	1	1-10-BUF 40	(3:16) (Shotgun) M.Mariota pass short right to K.Wright to BUF 23 for 17 yards (C.Graham).
16	3	2-5-BUF 17	(8:26) (Shotgun) M.Mariota pass short left to D.Walker to BUF 1 for 16 yards (C.Graham).
15	1	3-4-TEN 41	(13:09) (Shotgun) M.Mariota pass short left to A.Andrews pushed ob at BUF 44 for 15 yards (A.Williams).
14	1	1-20-BUF 33	(2:07) (Shotgun) M.Mariota pass short middle to J.Hunter to BUF 19 for 14 yards (A.Williams).
13	4	1-10-TEN 47	(12:44) (Shotgun) M.Mariota pass short left to D.Walker pushed ob at BUF 40 for 13 yards (C.Graham).
12	1	1-10-TEN 23	(14:51) (Shotgun) M.Mariota pass short right to B.Sankey pushed ob at TEN 35 for 12 yards (R.Darby).
12	4	3-11-TEN 13	(13:51) (Shotgun) M.Mariota pass short left to J.Hunter pushed ob at TEN 25 for 12 yards (N.Robey).
11	1	3-8-TEN 49	(3:57) (Shotgun) M.Mariota scrambles up the middle to BUF 40 for 11 yards (N.Bradham).

Touchdown Scoring Information

		Offense	Defense	Special Teams
VISITOR	Buffalo Bills	2	0	0
HOME	Tennessee Titans	1	0	0

Player Scoring Information

Club	Player	TD	Rush TD	Rec TD	KO TD	Punt TD	Int TD	Fum TD	Misc TD	FG	XP	2Pt Rush	2Pt Rec	Sfty	Points
BUF	T.Taylor	0	1	0	0	0	0	0	0	0	0	0	0	0	6
BUF	C.Hogan	0	0	1	0	0	0	0	0	0	0	0	0	0	6
BUF	D.Carpenter	0	0	0	0	0	0	0	0	0	2	0	0	0	2
TEN	R.Succop	0	0	0	0	0	0	0	0	2	1	0	0	0	7
TEN	A.Andrews	0	1	0	0	0	0	0	0	0	0	0	0	0	6

Possession Detail

	First Half		Second Half		Game	
	Visitor	Home	Visitor	Home	Visitor	Home
Largest Lead	0	3	1	10	1	10
Drives Leading	0	3	2	3	2	6
Time of Possession Leading	0:00	6:55	2:39	11:49	2:39	18:44
Largest Deficit	-3	0	-10	-1	-10	-1
Drives Trailing	3	0	3	2	6	2
Time of Possession Trailing	7:14	0:00	12:46	2:46	20:00	2:46
Times Score Tied Up		0		0		0
Lead Changes		1		1		2

Playtime Percentage

Percent of playtime per player on offense, defense and special teams

Buffalo Bills					Tennessee Titans				
		Offense	Defense	Special Teams		Offense	Defense	Special Teams	
R Incognito	G	53 100%		2 8%	J Meredith	T	69 100%		3 12%
C Glenn	T	53 100%		2 8%	B Bell	G	69 100%		3 12%
S Henderson	T	53 100%		2 8%	B Schwenke	C	69 100%		3 12%
J Miller	G	53 100%		2 8%	M Mariota	QB	69 100%		
E Wood	C	53 100%			J Poutasi	T	69 100%		
T Taylor	QB	52 98%			T Lewan	T	65 94%		3 12%
C Clay	TE	48 91%			K Wright	WR	52 75%		
A Dixon	RB	38 72%		7 27%	D Walker	TE	49 71%		
R Woods	WR	35 66%		4 15%	H Douglas	WR	40 58%		
P Harvin	WR	32 60%		4 15%	A Fasano	TE	40 58%		
M Mulligan	TE	26 49%		6 23%	J Hunter	WR	40 58%		
M Goodwin	WR	24 45%		4 15%	D McCluster	RB	30 43%		8 31%
C Hogan	WR	23 43%		12 46%	C Stevens	TE	27 39%		3 12%
D Herron	RB	13 25%		4 15%	B Sankey	RB	23 33%		3 12%
C Gragg	TE	12 23%		11 42%	A Andrews	RB	18 26%		12 46%
J Felton	FB	12 23%		4 15%	D Green-Beckham	WR	18 26%		
C Wood	RB	2 4%			J Fowler	FB	7 10%		16 62%
E Manuel	QB	1 2%			Q Spain	G	4 6%		
N Bradham	LB		69 100%	12 46%	K Klug	DT	1 1%	15 28%	7 27%
P Brown	LB		69 100%	12 46%	P Cox	CB		53 100%	9 35%
C Graham	CB		67 97%	10 38%	D Searcy	SS		53 100%	5 19%
M Williams	DE		67 97%	5 19%	M Griffin	FS		53 100%	4 15%
R Darby	CB		67 97%	5 19%	J McCourty	CB		53 100%	2 8%
S Gilmore	CB		67 97%	4 15%	D Morgan	LB		49 92%	3 12%
J Hughes	DE		67 97%	2 8%	B Orakpo	LB		49 92%	3 12%
A Williams	SS		60 87%	4 15%	A Williamson	LB		47 89%	9 35%
K Williams	DT		55 80%	5 19%	J Casey	DT		42 79%	3 12%
M Dareus	DT		52 75%	5 19%	D Jones	DE		36 68%	2 8%
M Lawson	LB		36 52%	12 46%	W Woodyard	LB		29 55%	10 38%
N Robey	CB		33 48%		A Woods	NT		26 49%	6 23%
C Bryant	DT		28 41%	7 27%	C Sensabaugh	CB		25 47%	16 62%
D Williams	FS		11 16%	13 50%	Z Brown	LB		15 28%	12 46%
S Charles	DT		9 13%		A Blackson	DE		13 25%	8 31%
A Tarpley	LB		2 3%	12 46%	D Stafford	SS		10 19%	12 46%
R Brooks	CB			19 73%	S Johnson	LB		5 9%	20 77%
M Easley	WR			19 73%	D Bass	LB		4 8%	10 38%
R Johnson	LB			17 65%	D Mount	LB		4 8%	5 19%
J Meeks	SS			16 62%	R Pitoitua	DE		2 4%	
M Butler	CB			9 35%	B Wreh-Wilson	CB			21 81%
G Sanborn	LS			9 35%	P Supernaw	TE			20 77%
C Schmidt	P			9 35%	M Huff	FS			20 77%
D Moore	WR			6 23%	B Brinkley	LS			9 35%
B Cundiff	K			4 15%	B Kern	P			9 35%
D Carpenter	K			2 8%	R Succop	K			7 27%
K Urbik	C			2 8%					
C Kouandjio	T			2 8%					

2015 TENNESSEE TITANS REGULAR SEASON STATISTICS

Won 1, Lost 3

Date	W-L	Score	OT	Opponent	Attendance
09/13	W	42-14		at Tampa Bay	63,945
09/20	L	14-28		at Cleveland	67,431
09/27	L	33-35		Indianapolis	65,920
10/11	L	13-14		Buffalo	65,670
10/18				Miami	
10/25				Atlanta	
11/01				at Houston	
11/08				at New Orleans	
11/15				Carolina	
11/19				at Jacksonville	
11/29				Oakland	
12/06				Jacksonville	
12/13				at New York Jets	
12/20				at New England	
12/27				Houston	
01/03				at Indianapolis	

Statistic	Tenn.	Opp.
Total First Downs	86	62
Rushing	24	25
Passing	53	32
Penalty	9	5
3rd Down: Made/Att	20/51	15/48
3rd Down Pct.	39.2	31.3
4th Down: Made/Att	3/3	3/6
4th Down Pct.	100.0	50.0
Possession Avg.	34:18	25:42
Total Net Yards	1403	1134
Avg. Per Game	350.8	283.5
Total Plays	259	216
Avg. Per Play	5.4	5.3
Net Yards Rushing	475	468
Avg. Per Game	118.8	117.0
Total Rushes	117	107
Net Yards Passing	928	666
Avg. Per Game	232.0	166.5
Sacked/Yards Lost	14/92	13/89
Gross Yards	1020	755
Att./Completions	128/82	96/53
Completion Pct.	64.1	55.2
Had Intercepted	3	4
Punts/Average	21/45.2	22/50.6
Net Punting Avg.	21/34.2	22/44.2
Penalties/Yards	32/269	34/270
Fumbles/Ball Lost	6/4	7/1
Touchdowns	13	13
Rushing	4	4
Passing	8	7
Returns	1	2

Score By Periods	Q1	Q2	Q3	Q4	OT	PTS
Team	21	27	38	16	0	102
Opponents	21	21	7	42	0	91

Scoring	TD	Rush	Rec	Ret	K-PAT	FG	S	PTS
Succop	0	0	0	0	12/12	4/4	0	24
Andrews	2	2	0	0			0	12
Green-Beckham	2	0	2	0		0	12	
Sankey	2	1	1	0			0	12
Wright	2	0	2	0			0	12
Douglas	1	0	1	0			0	6
Fasano	1	0	1	0			0	6
Fowler	1	1	0	0			0	6
Sensabaugh	1	0	0	1			0	6
Walker	1	0	1	0			0	6
Team	13	4	8	1	12/12	4/4	0	102
Opponents	13	4	7	2	13/13	0/0	0	91

2-Pt Conv: TM 0-1, OPP 0-0

Rushing	No.	Yds	Avg	Long	TD
Sankey	36	146	4.1	16	1
McCluster	25	133	5.3	44	0
Mariota	10	72	7.2	22	0
Andrews	19	58	3.1	13	2
West	16	51	3.2	12	0
Wright	2	14	7.0	13	0
Fowler	5	12	2.4	3	1
Mettenberger	3	-5	-1.7	-1	0
Douglas	1	-6	-6.0	-6	0
Team	117	475	4.1	44	4
Opponents	107	468	4.4	26	4

Receiving	No.	Yds	Avg	Long	TD
Wright	16	242	15.1	52t	2
Walker	14	147	10.5	22	1
Hunter	8	112	14.0	29	0
Douglas	8	70	8.8	20	1
Fasano	7	128	18.3	33	1
Sankey	7	66	9.4	20	1
McCluster	6	59	9.8	35	0
Andrews	4	57	14.3	23	0
Stevens	4	43	10.8	27	0
Coffman	4	42	10.5	16	0
Green-Beckham	3	35	11.7	19	2
Fowler	1	19	19.0	19	0
Team	82	1020	12.4	52t	8
Opponents	53	755	14.2	60t	7

Interceptions	No.	Yds	Avg	Long	TD
Brown	1	45	45.0	45	0
Cox	1	27	27.0	27	0
Sensabaugh	1	26	26.0	26t	1
Mount	1	8	8.0	8	0
Team	4	106	26.5	45	1
Opponents	3	95	31.7	69t	11

Punting	No.	Yds	Avg	Net	TB	In	Lg	B
Kern	21	950	45.2	34.2	1	7	58	0
Team	21	950	45.2	34.2	1	7	58	0
Opponents	22	1113	50.6	44.2	1	4	65	0

Punt Returns	Ret	FC	Yds	Avg	Long	TD
McCluster	14	5	120	8.6	26	0
Team	14	5	120	8.6	26	0
Opponents	11	6	211	19.2	78t	1

Kickoff Returns	No.	Yds	Avg	Long	TD
Sankey	3	50	16.7	25	0
McCluster	1	20	20.0	20	0
Team	4	70	17.5	25	0
Opponents	5	138	27.6	32	0

Field Goals	1-19	20-29	30-39	40-49	50+
Succop	0/0	2/2	1/1	1/1	0/0
Team	0/0	2/2	1/1	1/1	0/0
Opponents	0/0	0/0	0/0	0/0	0/0

Succop: () () (38G,21G) (21G,41G)

Sacks: Morgan 4.5, Casey 3.5, Blackson 1, Klug 1, Orakpo 1, Williamson 1, Woodyard 1, TM 13, OPP 14

FUM/Lost: Mariota 3/2, West 2/2, Sankey 1/0

Passing	Att	Cmp	Yds	Cmp%	Yds/Att	TD	TD%	Int	Int%	Long	Sack/Lost	Rating
Mariota	128	82	1020	64.1	7.97	8	6.3	3	2.3	52t	14/92	99.7
Team	128	82	1020	64.1	7.97	8	6.3	3	2.3	52t	14/92	99.7
Opponents	96	53	755	55.2	7.86	7	7.3	4	4.2	60t	13/89	87.8

TITANS FAIL TO MATCH MIAMI'S INTENSITY IN 38-10 LOSS

BY JIM WYATT

TITANS ONLINE OCTOBER 19, 2015

NASHVILLE, Tenn. — The Titans showed up on Sunday expecting a fight against the Miami Dolphins.

As the Titans walked out of Nissan Stadium battered and bruised following a 38-10 loss, they were upset with themselves for not standing toe-to-toe with the opposition.

"We were the new kids at the school trying to take on the bully," Titans tight end Delanie Walker said, "and the bully beat us up. That is basically what happened."

No one tried to paint a pretty picture after Sunday's loss, because it would've been an impossible task. The Titans fell behind early, and never really challenged the Dolphins.

The Dolphins beat the Titans in every aspect of the game, and they beat them up in the process.

"They hit us in the mouth early, and we couldn't recover from that," Titans linebacker Brian Orakpo said. "There was a different tone about them from what we saw them on film. We just caught them at the wrong time, I guess."

"As players, it's on us. We should've matched their intensity from the jump, but we didn't."

Titans coach Ken Whisenhunt wasn't happy after seeing his team fall behind 17-3 by halftime. The Titans trailed 24-3 in the third quarter. After trimming the lead to 24-10 on the final play of the third quarter, the Dolphins blew the game open with two fourth quarter touchdowns.

The Titans (1-4) have now lost four straight after a season opening with at Tampa Bay.

"Obviously very disappointing effort today," coach Ken Whisenhunt said. "We didn't get the job done. We weren't physical enough today, that's not something that we have been, and it was certainly disappointing."

"It hurts. No question it hurts. We've got to look at the film and correct it. There's no defense of what happened today. The only thing we can do is work hard and get better."

The Titans found themselves hurting mentally and physically after this one.

They lost to a Dolphins team playing its first game under interim head coach Dan Campbell, who replaced a fired Joe Philbin after three straight losses. With the win, Miami improved to 2-3.

The Titans also lost center Brian Schwenke to a season-ending leg injury. Whisenhunt said Schwenke's ankle was dislocated on the field. He was carted off, and replaced by rookie Andy Gallik.

Titans quarterback Marcus Mariota suffered a left knee injury when he was hit low by Dolphins defensive end Olivier Vernon, who was penalized on the play. Mariota wore a brace on his left knee the rest of the game after the second quarter injury. The Titans were upset with the hit.

"I'm alright. It's frustrating, we just didn't play well today," Mariota said. "It's tough, but we've got to bounce back. We have another tough one coming up next week."

"(The Dolphins) came out and played hard. They had an agenda; give them credit. We fought for most of the game, you know, you can't doubt that, we just have to continue to fight and grind. It's not going to be easy, we just have to continue find ways to improve and put this one in the past and get ready for next week."

The Titans face the Falcons next Sunday.

It was ugly from the start against the Dolphins, who took the opening kickoff and drove the ball 80 yards to take a 7-0 lead on a 22-yard run by Jarvis Landry. Following a 37-yard field goal by Titans kicker Ryan Succop, the Dolphins stretched the lead to 10-3 on a 30-yard field goal by Andrew Franks.

The Dolphins extended the lead to 17-3 in the second quarter on a seven-yard run by running back Lamar Miller, who racked up 99 yards by halftime and finished with a game-high 113 yards.

The Dolphins made it 24-3 when safety Reshad Jones intercepted a Mariota pass and raced 30 yards for a touchdown with 5:40 remaining in the third quarter.

Mariota was intercepted twice and sacked five times in the contest, including four times by Dolphins defensive end Cameron Wake. Mariota suffered a left knee injury when he was hit low by Dolphins defensive end Olivier Vernon, and was tended to by trainers on the field, but Mariota stayed in the game.

Mariota finished the game 21-of-33 for 219 yards with a touchdown, and the two interceptions.

"Marcus is a great football player -- he has a lot of heart and courage," Walker said. "For him to take that punishment, it is hard to look him in the eye and tell him he played great when we didn't do our best to help protect him."

"He didn't even leave the game (after being injured). That speaks for itself."

The Titans tried to make things interesting after Mariota connected with running back Dexter McCluster for a three-yard touchdown pass on the final play of the third quarter, which made it 24-10. The Titans got the ball back just a few minutes later, at the Miami 27-yard line, early in the fourth quarter.

But on a throw to tight end Anthony Fasano, Mariota was intercepted by Dolphins cornerback Brent Grimes, which killed the momentum. The Dolphins added to the lead after the interception by scoring two touchdowns in the final quarter of play.

"It's frustrating, but we have to play hard and ... we have to understand that this season is still so young," Titans tackle Taylor Lewan said. "One and four hurts, and it hurts to say, but it's not the end of the world."

"This team just has to keep fighting and as long as we do that, we could easily win games."

#

Week 6

National Football League Game Summary

NFL Copyright © 2015 by The National Football League. All rights reserved. This summary and play-by-play is for the express purpose of assisting media in their coverage of the game; any other use of this material is prohibited without the written permission of the National Football League. Updated: 1/7/2016

Date: Sunday, 10/18/2015 Miami Dolphins at Tennessee Titans Start Time: 12:03 PM Central
at Nissan Stadium, Nashville, Tennessee

Game Day Weather

Game Weather: Sunny Temp: 56° F (13.3° C) Humidity: 39%, Wind: S 8 mph
Played Outdoors on Turf: Grass Outdoor Weather: Sunny, Wind Chill: 56

Officials

Referee: Triplette, Jeff (42) Umpire: Smith, Shawn (14) Head Linesman: Veteri, Tony (36)
Line Judge: Bergman, Jeff (32) Side Judge: Kemp, Alex (55) Field Judge: Prioleau, Dyrol (109)
Back Judge: Wilson, Gregory (119) Replay Official: Weidner, Paul ()

Lineups

Miami Dolphins				Tennessee Titans			
Offense		Defense		Offense		Defense	
WR	10 K.Stills	LE	91 C.Wake	WR	83 H.Douglas	DE	90 D.Jones
LT	76 B.Albert	DT	93 N.Suh	TE	88 C.Stevens	DT	99 J.Casey
LG	63 D.Thomas	DT	90 E.Mitchell	LT	77 T.Lewan	OLB	91 D.Morgan
C	51 M.Pouncey	RE	50 O.Vernon	LG	76 B.Bell	ILB	59 W.Woodyard
RG	77 B.Turner	LB	55 K.Misi	C	62 B.Schwenke	ILB	55 Z.Brown
RT	70 J.James	LB	52 K.Sheppard	RG	70 C.Warmack	OLB	98 B.Orakpo
TE	84 J.Cameron	LB	53 J.Jenkins	RT	73 J.Poutasi	CB	29 P.Cox
WR	18 R.Matthews	CB	21 B.Grimes	TE	80 A.Fasano	SS	21 D.Searcy
QB	17 R.Tannehill	CB	24 Br.McCain	WR	13 K.Wright	FS	33 M.Griffin
RB	26 L.Miller	S	31 M.Thomas	QB	8 M.Mariota	CB	30 J.McCourtay
WR	14 J.Landry	S	20 R.Jones	RB	26 A.Andrews	CB	24 C.Sensabaugh

Substitutions

K 3 A.Franks, P 4 M.Darr, WR 11 D.Parker, CB 22 J.Taylor, CB 28 Bo.McCain, RB 29 J.Gray, CB 30 Z.Bowman, S 32 J.Kovacs, RB 34 D.Williams, S 35 W.Aikens, LB 42 S.Paysinger, LB 46 N.Hewitt, LB 49 Z.Vigil, T 74 J.Fox, G 75 J.Douglas, DE 78 T.Fede, DE 79 D.Shelby, TE 80 D.Sims, WR 85 G.Jennings, TE 86 J.Stoneburner, LS 92 J.Denney, DT 94 C.Mosley, DT 97 J.Phillips

Substitutions

K 4 R.Succop, P 6 B.Kern, QB 7 Z.Mettenberger, WR 15 J.Hunter, WR 17 D.Green-Beckham, RB 20 B.Sankey, RB 22 D.McCluster, CB 25 B.Wreh-Wilson, DB 28 M.Huff, CB 37 C.Riggs, S 39 D.Stafford, FB 45 J.Fowler, LS 48 B.Brinkley, DE 51 D.Bass, LB 52 S.Johnson, DE 57 J.Staples, C/G 69 A.Gallik, T/G 79 J.Meredith, TE 82 D.Walker, TE 89 P.Supernaw, DL 93 M.Martin, DE 95 A.Blackson, DL 96 A.Woods, DL 97 K.Klug

Did Not Play

QB 8 M.Moore

Did Not Play

Not Active

S 27 J.Dowling, CB 36 T.Lippett, LB 58 C.McCain, C 65 S.Brenner, G/T 72 J.Linkenbach, WR 83 M.Hazel, DT 96 A.Francis

Not Active

QB 12 C.Whitehurst, RB 35 T.West, LB 54 A.Williamson, G 60 Q.Spain, TE 85 C.Coffman, DE 92 R.Pitoitua, NT 94 S.Hill

Field Goals (made () & missed)

A.Franks (30)		R.Succop (37)					
		1	2	3	4	OT	Total
VISITOR:	Miami Dolphins	10	7	7	14	0	38
HOME:	Tennessee Titans	3	0	7	0	0	10

Scoring Plays

Team	Qtr	Time	Play Description (Extra Point) (Drive Info)	Visitor	Home
Dolphins	1	10:39	J.Landry 22 yd. run (A.Franks kick) (7-80, 4:21)	7	0
Titans	1	5:28	R.Succop 37 yd. Field Goal (10-61, 5:11)	7	3
Dolphins	1	0:06	A.Franks 30 yd. Field Goal (10-68, 5:22)	10	3
Dolphins	2	5:07	L.Miller 7 yd. run (A.Franks kick) (7-34, 3:39)	17	3
Dolphins	3	5:40	R.Jones 30 yd. interception return (A.Franks kick)	24	3
Titans	3	0:00	D.McCluster 3 yd. pass from M.Mariota (R.Succop kick) (5-52, 2:15)	24	10
Dolphins	4	7:38	D.Sims 2 yd. pass from R.Tannehill (A.Franks kick) (9-97, 5:30)	31	10
Dolphins	4	1:54	J.Cameron 12 yd. pass from R.Tannehill (A.Franks kick) (7-47, 4:05)	38	10

Paid Attendance: 62,342

Time: 3:06

Final Team Statistics

	Visitor Dolphins	Home Titans
TOTAL FIRST DOWNS	26	22
By Rushing	11	4
By Passing	14	15
By Penalty	1	3
THIRD DOWN EFFICIENCY	5-9-56%	2-10-20%
FOURTH DOWN EFFICIENCY	0-0-0%	1-2-50%
TOTAL NET YARDS	434	299
Total Offensive Plays (inc. times thrown passing)	63	65
Average gain per offensive play	6.9	4.6
NET YARDS RUSHING	180	63
Total Rushing Plays	32	18
Average gain per rushing play	5.6	3.5
Tackles for a loss-number and yards	2-5	3-10
NET YARDS PASSING	254	236
Times thrown - yards lost attempting to pass	2-12	6-46
Gross yards passing	266	282
PASS ATTEMPTS-COMPLETIONS-HAD INTERCEPTED	29-22-2	41-26-2
Avg gain per pass play (inc.# thrown passing)	8.2	5.0
KICKOFFS Number-In End Zone-Touchbacks	7-6-4	3-3-1
PUNTS Number and Average	3-43.7	3-41.7
Had Blocked	0	0
FGs - PATs Had Blocked	0-0	0-0
Net Punting Average	39.0	39.7
TOTAL RETURN YARDAGE (Not Including Kickoffs)	36	59
No. and Yards Punt Returns	1-6	1-14
No. and Yards Kickoff Returns	2-45	3-79
No. and Yards Interception Returns	2-30	2-45
PENALTIES Number and Yards	9-97	7-50
FUMBLES Number and Lost	0-0	2-2
TOUCHDOWNS	5	1
Rushing	2	0
Passing	2	1
Interceptions	1	0
EXTRA POINTS Made-Attempts	5-5	1-1
Kicking Made-Attempts	5-5	1-1
FIELD GOALS Made-Attempts	1-1	1-1
RED ZONE EFFICIENCY	3-4-75%	1-3-33%
GOAL TO GO EFFICIENCY	2-2-100%	1-1-100%
SAFETIES	0	0
FINAL SCORE	38	10
TIME OF POSSESSION	31:53	28:07

Final Individual Statistics

Miami Dolphins

RUSHING	ATT	YDS	AVG	LG	TD
L.Miller	19	113	5.9	22	1
J.Gray	7	24	3.4	7	0
J.Landry	2	24	12.0	22	1
R.Tannehill	2	14	7.0	10	0
D.Williams	2	5	2.5	4	0
Total	32	180	5.6	22	2

PASSING	ATT	CMP	YDS	SK/YD	TD	LG	IN	RT
R.Tannehill	29	22	266	2/12	2	38	2	97.8
Total	29	22	266	2/12	2	38	2	97.8

PASS RECEIVING	TAR	REC	YDS	AVG	LG	TD
R.Matthews	6	6	85	14.2	24	0
D.Sims	4	4	33	8.3	16	1
J.Landry	4	3	42	14.0	19	0
J.Cameron	8	3	30	10.0	13	1
K.Stills	2	2	46	23.0	38	0
L.Miller	3	2	5	2.5	4	0
G.Jennings	1	1	13	13.0	13	0
J.Gray	1	1	12	12.0	12	0
Total	29	22	266	12.1	38	2

INTERCEPTIONS	NO	YDS	AVG	LG	TD
R.Jones	1	30	30.0	30	1
B.Grimes	1	0	0.0	0	0
Total	2	30	15.0	30	1

PUNTING	NO	YDS	AVG	NET	TB	IN20	LG
M.Darr	3	131	43.7	39.0	0	1	47
Total	3	131	43.7	39.0	0	1	47

PUNT RETURNS	NO	YDS	AVG	FC	LG	TD
J.Landry	1	6	6.0	1	6	0
[DOWNED]	1	0	0.0	0	0	0
Total	1	6	6.0	1	6	0

KICKOFF RETURNS	NO	YDS	AVG	FC	LG	TD
D.Williams	2	45	22.5	0	31	0
[TOUCHBACK]	1	0	0.0	0	0	0
Total	2	45	22.5	0	31	0

Tennessee Titans

RUSHING	ATT	YDS	AVG	LG	TD
A.Andrews	9	23	2.6	8	0
D.McCluster	5	23	4.6	16	0
B.Sankey	3	13	4.3	9	0
Z.Mettenberger	1	4	4.0	4	0
Total	18	63	3.5	16	0

PASSING	ATT	CMP	YDS	SK/YD	TD	LG	IN	RT
M.Mariota	33	21	219	5/37	1	32	2	67.6
Z.Mettenberger	8	5	63	1/9	0	23	0	87.0
Total	41	26	282	6/46	1	32	2	71.4

PASS RECEIVING	TAR	REC	YDS	AVG	LG	TD
D.Walker	10	8	97	12.1	25	0
K.Wright	5	4	34	8.5	16	0
D.Green-Beckham	6	3	57	19.0	32	0
J.Hunter	4	3	54	18.0	23	0
D.McCluster	4	3	19	6.3	14	1
A.Fasano	3	2	1	0.5	10	0
H.Douglas	4	1	11	11.0	11	0
B.Sankey	3	1	7	7.0	7	0
A.Andrews	1	1	2	2.0	2	0
Total	40	26	282	10.8	32	1

INTERCEPTIONS	NO	YDS	AVG	LG	TD
M.Griffin	1	29	29.0	29	0
C.Sensabaugh	1	16	16.0	16	0
Total	2	45	22.5	29	0

PUNTING	NO	YDS	AVG	NET	TB	IN20	LG
B.Kern	3	125	41.7	39.7	0	2	61
Total	3	125	41.7	39.7	0	2	61

PUNT RETURNS	NO	YDS	AVG	FC	LG	TD
D.McCluster	1	14	14.0	2	14	0
Total	1	14	14.0	2	14	0

KICKOFF RETURNS	NO	YDS	AVG	FC	LG	TD
B.Sankey	3	79	26.3	0	34	0
[TOUCHBACK]	4	0	0.0	0	0	0
Total	3	79	26.3	0	34	0

Miami Dolphins

FUMBLES	FUM	LOST	OWN-REC	YDS	TD	FORCED	OPP-REC	YDS	TD	OUT-BDS
C.Wake	0	0	0	0	0	2	0	0	0	0
J.Jenkins	0	0	0	0	0	0	1	0	0	0
J.Taylor	0	0	0	0	0	0	1	31	0	0
Total	0	0	0	0	0	2	2	31	0	0

Tennessee Titans

FUMBLES	FUM	LOST	OWN-REC	YDS	TD	FORCED	OPP-REC	YDS	TD	OUT-BDS
M.Mariota	2	2	0	0	0	0	0	0	0	0
Total	2	2	0	0	0	0	0	0	0	0

Play By Play

First Quarter

10/18/2015

TEN wins the coin toss and elects to defer. MIA elects to Receive, and TEN elects to defend the south goal.

R.Succop kicks 66 yards from TEN 35 to MIA -1. D.Williams MUFFS catch, and recovers at MIA 6. D.Williams to MIA 20 for 14 yards (C.Sensabaugh).

Miami Dolphins at 15:00, (1st play from scrimmage 14:53)

1-10-MIA 20	(14:53) (Shotgun) L.Miller left guard to MIA 24 for 4 yards (D.Morgan; Z.Brown).	
2-6-MIA 24	(14:16) L.Miller right tackle to MIA 38 for 14 yards (D.Searcy).	R1
1-10-MIA 38	(13:39) (Shotgun) R.Tannehill pass short right to L.Miller to MIA 42 for 4 yards (W.Woodyard; Z.Brown).	
2-6-MIA 42	(12:57) (Shotgun) L.Miller left guard to MIA 45 for 3 yards (D.Jones).	
3-3-MIA 45	(12:35) (No Huddle, Shotgun) R.Tannehill pass short right to R.Matthews to TEN 49 for 6 yards (J.McCourt; M.Griffin).	P2
1-10-TEN 49	(11:55) R.Tannehill pass short right to R.Matthews to TEN 27 for 22 yards (D.Searcy).	P3
1-10-TEN 27	(11:14) (Shotgun) D.Williams left guard to TEN 27 for no gain (W.Woodyard).	
	PENALTY on TEN-A.Blackson, Defensive Offside, 5 yards, enforced at TEN 27 - No Play.	
1-5-TEN 22	(10:48) (Shotgun) J.Landry right end for 22 yards, TOUCHDOWN.	R4
	A.Franks extra point is GOOD, Center-J.Denney, Holder-M.Darr.	

MIA 7 TEN 0, 7 plays, 80 yards, 1 penalty, 4:21 drive, 4:21 elapsed

A.Franks kicks 65 yards from MIA 35 to end zone, Touchback.

Tennessee Titans at 10:39

1-10-TEN 20	(10:39) M.Mariota pass short left to K.Wright to TEN 17 for -3 yards (O.Vernon; E.Mitchell).	
2-13-TEN 17	(10:01) (Shotgun) M.Mariota pass short middle to D.Walker to TEN 30 for 13 yards (M.Thomas; R.Jones).	P1
1-10-TEN 30	(9:21) M.Mariota pass short right to H.Douglas pushed ob at TEN 41 for 11 yards (B.Grimes).	P2
1-10-TEN 41	(8:44) D.McCluster right end to MIA 43 for 16 yards (Br.McCain; K.Misi).	R3
1-10-MIA 43	(8:02) D.McCluster right end pushed ob at MIA 39 for 4 yards (R.Jones).	
2-6-MIA 39	(7:22) (Shotgun) M.Mariota pass short right to D.Green-Beckham ran ob at MIA 26 for 13 yards. MIA-J.Phillips was injured during the play. His return is Questionable.	P4
1-10-MIA 26	(7:00) D.McCluster right end to MIA 27 for -1 yards (K.Misi).	
2-11-MIA 27	(6:19) (Shotgun) A.Andrews up the middle to MIA 19 for 8 yards (K.Misi).	
3-3-MIA 19	(5:37) (Shotgun) M.Mariota pass incomplete short left to D.Green-Beckham.	
4-3-MIA 19	(5:33) (Field Goal formation) R.Succop 37 yard field goal is GOOD, Center-B.Brinkley, Holder-B.Kern.	

MIA 7 TEN 3, 10 plays, 61 yards, 5:11 drive, 9:32 elapsed

R.Succop kicks 65 yards from TEN 35 to end zone, Touchback.

Miami Dolphins at 5:28

1-10-MIA 20	(5:28) (Shotgun) L.Miller left guard to MIA 26 for 6 yards (D.Morgan).	
2-4-MIA 26	(4:54) (Shotgun) R.Tannehill left end pushed ob at MIA 44 for 18 yards (D.Searcy).	
	PENALTY on MIA-J.Cameron, Offensive Holding, 10 yards, enforced at MIA 26 - No Play.	
2-14-MIA 16	(4:24) (Shotgun) R.Tannehill pass short left to R.Matthews to MIA 31 for 15 yards (B.Wreh-Wilson). TEN-M.Griffin was injured during the play. His return is Questionable.	P5
1-10-MIA 31	(3:53) R.Tannehill scrambles right end to MIA 41 for 10 yards (W.Woodyard).	R6
1-10-MIA 41	(3:16) L.Miller right guard to MIA 45 for 4 yards (Z.Brown).	
2-6-MIA 45	(2:40) (Shotgun) L.Miller right end to TEN 33 for 22 yards (Z.Brown).	R7
1-10-TEN 33	(1:54) R.Tannehill pass short left to J.Landry to TEN 14 for 19 yards (D.Searcy).	P8
1-10-TEN 14	(1:14) (Shotgun) J.Gray right end to TEN 17 for -3 yards (A.Woods).	
2-13-TEN 17	(:29) R.Tannehill pass incomplete short right to J.Cameron (J.Casey).	
3-13-TEN 17	(:26) (Shotgun) R.Tannehill pass short left to J.Landry to TEN 7 for 10 yards (W.Woodyard; Z.Brown).	
	Timeout #1 by MIA at 00:11.	
4-3-TEN 7	(:11) (Run formation) PENALTY on MIA-R.Tannehill, Delay of Game, 5 yards, enforced at TEN 7 - No Play.	
4-8-TEN 12	(:11) (Field Goal formation) A.Franks 30 yard field goal is GOOD, Center-J.Denney, Holder-M.Darr.	

MIA 10 TEN 3, 10 plays, 68 yards, 5:22 drive, 14:54 elapsed

A.Franks kicks 65 yards from MIA 35 to end zone, Touchback.

Tennessee Titans at 0:06

1-10-TEN 20	(:06) M.Mariota pass short right to D.Walker to TEN 35 for 15 yards (M.Thomas).	P5
-------------	---	----

Miami Dolphins vs Tennessee Titans at Nissan Stadium

END OF QUARTER

	Score	Time Poss	First Downs				Efficiencies	
			R	P	X	T	3 Down	4 Down
Miami Dolphins	10	9:43	4	4	0	8	1/2	0/0
Tennessee Titans	3	5:17	1	4	0	5	0/1	0/0

Play By Play

Second Quarter

10/18/2015

Tennessee Titans continued.

<u>1-10-TEN 35</u>	(15:00) A.Andrews right guard to TEN 39 for 4 yards (K.Sheppard).	
	PENALTY on MIA-Br.McCain, Unnecessary Roughness, 15 yards, enforced at TEN 39.	X6
<u>1-10-MIA 46</u>	(14:27) A.Andrews left tackle to MIA 41 for 5 yards (M.Thomas).	
2-5-MIA 41	(13:50) (Shotgun) M.Mariota sacked at MIA 48 for -7 yards (C.Wake).	
3-12-MIA 48	(13:06) (Shotgun) M.Mariota pass incomplete short right to K.Wright [O.Vernon]. TEN-M.Mariota was injured during the play. His return is Probable.	
	PENALTY on MIA-O.Vernon, Roughing the Passer, 15 yards, enforced at MIA 48 - No Play.	X7
<u>1-10-MIA 33</u>	(13:01) B.Sankey left tackle to MIA 30 for 3 yards (O.Vernon).	
2-7-MIA 30	(12:23) M.Mariota pass short left to A.Andrews to MIA 28 for 2 yards (R.Jones; N.Suh).	
3-5-MIA 28	(11:39) (Shotgun) M.Mariota pass incomplete short right to J.Hunter (D.Shelby).	
	Miami challenged the incomplete pass ruling, and the play was REVERSED.	
	(Shotgun) M.Mariota sacked at MIA 35 for -7 yards (C.Wake). FUMBLES (C.Wake), RECOVERED by MIA-J.Jenkins at MIA 27.	
	Penalty on TEN-C.Warmack, Offensive Holding, declined.	

Miami Dolphins at 11:30

1-10-MIA 27	(11:30) (Shotgun) L.Miller up the middle to MIA 47 for 20 yards (D.Searcy).	R9
<u>1-10-MIA 47</u>	(10:50) (Shotgun) R.Tannehill pass short left to D.Sims to MIA 49 for 2 yards (B.Orakpo).	
2-8-MIA 49	(10:14) (Shotgun) R.Tannehill pass short middle intended for J.Cameron INTERCEPTED by M.Griffin (D.Searcy) at TEN 40. M.Griffin to MIA 31 for 29 yards (B.Albert).	

Tennessee Titans at 10:03

1-10-MIA 31	(10:03) A.Andrews left end pushed ob at MIA 33 for -2 yards (K.Misi).	
	PENALTY on TEN-T.Lewan, Offensive Holding, 10 yards, enforced at MIA 31 - No Play.	
1-20-MIA 41	(9:38) M.Mariota pass incomplete deep right to H.Douglas (B.Grimes).	
2-20-MIA 41	(9:31) (Shotgun) M.Mariota pass short left to J.Hunter to MIA 24 for 17 yards (K.Misi).	
	Timeout #1 by TEN at 09:01.	
3-3-MIA 24	(9:01) (Shotgun) M.Mariota sacked at MIA 31 for -7 yards (C.Wake). FUMBLES (C.Wake) [C.Wake], RECOVERED by MIA-J.Taylor at MIA 35. J.Taylor to TEN 34 for 31 yards (D.Walker).	

Miami Dolphins at 8:46

1-10-TEN 34	(8:46) (Shotgun) L.Miller right guard to TEN 32 for 2 yards (J.Casey).	
2-8-TEN 32	(8:13) L.Miller up the middle to TEN 34 for -2 yards (W.Woodyard).	
3-10-TEN 34	(7:35) (Shotgun) R.Tannehill pass short left to J.Cameron ran ob at TEN 21 for 13 yards (D.Searcy) [K.Klug].	P10
<u>1-10-TEN 21</u>	(7:01) (Shotgun) R.Tannehill pass incomplete short middle to L.Miller.	
2-10-TEN 21	(6:57) (Shotgun) L.Miller left end to TEN 10 for 11 yards (Z.Brown).	R11
<u>1-10-TEN 10</u>	(6:15) D.Williams right guard to TEN 9 for 1 yard (W.Woodyard).	
	PENALTY on MIA-J.James, Offensive Holding, 10 yards, enforced at TEN 10 - No Play.	
1-20-TEN 20	(5:54) (Shotgun) R.Tannehill pass short left to D.Sims to TEN 7 for 13 yards (M.Griffin).	
2-7-TEN 7	(5:12) (Shotgun) L.Miller up the middle for 7 yards, TOUCHDOWN.	R12
	The Replay Official reviewed the runner broke the plane ruling, and the play was Upheld. The ruling on the field stands.	
	A.Franks extra point is GOOD, Center-J.Denney, Holder-M.Darr.	

MIA 17 TEN 3, 7 plays, 34 yards, 3:39 drive, 9:53 elapsed

A.Franks kicks 65 yards from MIA 35 to end zone, Touchback.

Tennessee Titans at 5:07

1-10-TEN 20	(5:07) M.Mariota pass short left to K.Wright to TEN 27 for 7 yards (J.Taylor).	
2-3-TEN 27	(4:32) (Shotgun) A.Andrews left end to TEN 30 for 3 yards (R.Jones).	R8
<u>1-10-TEN 30</u>	(3:53) M.Mariota pass short right to K.Wright ran ob at TEN 44 for 14 yards.	P9
<u>1-10-TEN 44</u>	(3:26) (Shotgun) M.Mariota pass short middle to D.Walker to MIA 42 for 14 yards (R.Jones).	P10
<u>1-10-MIA 42</u>	(2:50) (Shotgun) B.Sankey left guard to MIA 33 for 9 yards (J.Jenkins). TEN-B.Schwenke was injured during the play. He is Out.	
2-1-MIA 33	(2:26) (Shotgun) A.Andrews left guard to MIA 31 for 2 yards (E.Mitchell; K.Misi).	R11
<u>1-10-MIA 31</u>	(2:06) (No Huddle, Shotgun) M.Mariota pass incomplete short middle to D.Walker (N.Suh) [C.Wake].	
2-10-MIA 31	(2:01) (Shotgun) M.Mariota sacked at MIA 43 for -12 yards (O.Vernon).	

Two-Minute Warning

3-22-MIA 43	(1:56) (Shotgun) M.Mariota pass incomplete deep left to D.Green-Beckham.	
4-22-MIA 43	(1:51) (Punt formation) B.Kern punts 37 yards to MIA 6, Center-B.Brinkley, downed by TEN-P.Supernaw.	

Miami Dolphins at 1:40

Miami Dolphins vs Tennessee Titans at Nissan Stadium

1-10-MIA 6	(1:40) (Shotgun) L.Miller up the middle to MIA 11 for 5 yards (M.Griffin). Timeout #2 by TEN at 01:35.	
2-5-MIA 11	(1:35) (Shotgun) R.Tannehill left end to MIA 15 for 4 yards (B.Orakpo). Timeout #3 by TEN at 01:29.	
3-1-MIA 15	(1:29) (Shotgun) L.Miller right guard to MIA 18 for 3 yards (A.Woods).	R13
<u>1-10-MIA 18</u>	(1:04) (Shotgun) R.Tannehill pass short left to J.Cameron pushed ob at MIA 23 for 5 yards (D.Searcy).	
2-5-MIA 23	(1:00) (Shotgun) R.Tannehill pass short left to K.Stills pushed ob at MIA 31 for 8 yards (B.Wreh-Wilson). MIA-K.Stills was injured during the play. His return is Questionable. Timeout #2 by MIA at 00:55. Timeout due to injury on the previous play.	P14
<u>1-10-MIA 31</u>	(:55) (Shotgun) R.Tannehill pass short right to G.Jennings to MIA 44 for 13 yards (M.Griffin; J.McCourty). Timeout #3 by MIA at 00:46.	P15
<u>1-10-MIA 44</u>	(:46) (Shotgun) R.Tannehill pass short right to L.Miller pushed ob at MIA 45 for 1 yard (Z.Brown).	
2-9-MIA 45	(:43) (Shotgun) R.Tannehill pass short right to R.Matthews ran ob at TEN 44 for 11 yards.	P16
<u>1-10-TEN 44</u>	(:38) (Shotgun) R.Tannehill pass short right to R.Matthews to TEN 37 for 7 yards (B.Wreh-Wilson). PENALTY on TEN-B.Wreh-Wilson, Defensive Delay of Game, 5 yards, enforced at TEN 37.	X17
<u>1-10-TEN 32</u>	(:23) (Shotgun) R.Tannehill pass short middle intended for J.Cameron INTERCEPTED by C.Sensabaugh at TEN 26. C.Sensabaugh pushed ob at TEN 42 for 16 yards (R.Tannehill).	
Tennessee Titans at 0:14		
1-10-TEN 42	(:14) (Shotgun) M.Mariota pass incomplete short right to D.McCluster.	
2-10-TEN 42	(:09) (Shotgun) M.Mariota sacked at TEN 35 for -7 yards (C.Wake).	

END OF QUARTER

	Score	Time Poss	First Downs				Efficiencies	
			R	P	X	T	3 Down	4 Down
Miami Dolphins	17	6:32	4	4	1	9	2/2	0/0
Tennessee Titans	3	8:28	2	2	2	6	0/3	0/0

10/18/2015 at Nissan Stadium

First Half Summary

TIME OF POSSESSION

Dolphins	16:15
Titans	13:45

- Scoring Plays

Team	Qtr	Time	Play Description (Extra Point)	(Drive Info)	Visitor	Home
Dolphins	1	10:39	J.Landry 22 yd. run (A.Franks kick)	(7-80, 4:21)	7	0
Titans	1	5:28	R.Succop 37 yd. Field Goal	(10-61, 5:11)	7	3
Dolphins	1	0:06	A.Franks 30 yd. Field Goal	(10-68, 5:22)	10	3
Dolphins	2	5:07	L.Miller 7 yd. run (A.Franks kick)	(7-34, 3:39)	17	3

	Miami Dolphins	Tennessee Titans
TOTAL FIRST DOWNS	17	11
First Downs Rushing-Passing-by Penalty	8 - 8 - 1	3 - 6 - 2
THIRD DOWN EFFICIENCY	3-4-75%	0-4-0%
TOTAL NET YARDS	281	119
Total Offensive Plays	36	30
NET YARDS RUSHING	132	53
NET YARDS PASSING	149	66
Gross Yards Passing	149	103
Times thrown-yards lost attempting to pass	0-0	5-37
Pass Attempts-Completions-Had Intercepted	19 - 15 - 2	15 - 10 - 0
Punts-Number and Average	0 - 0	1 - 37
Penalties-Number and Yards	5 - 55	3 - 20
Fumbles-Number and Lost	0 - 0	2 - 2
Red Zone Efficiency	1-2-50%	0-1-0%
Average Drive Start	MIA 28	TEN 34

Miami Dolphins									Tennessee Titans												
RUSHING			ATT	YDS	AVG	LG	TD		RUSHING			ATT	YDS	AVG	LG	TD					
L.Miller			13	99	7.6	22	1		A.Andrews			5	22	4.4	8	0					
J.Landry			1	22	22.0	22	1		D.McCluster			3	19	6.3	16	0					
R.Tannehill			2	14	7.0	10	0		B.Sankey			2	12	6.0	9	0					
J.Gray			1	-3	-3.0	-3	0														
Total			17	132	7.8	22	2		Total			10	53	5.3	16	0					
PASSING			ATT	CMP	YDS	SK/YD	TD	LG	IN	RT	PASSING			ATT	CMP	YDS	SK/YD	TD	LG	IN	RT
R.Tannehill			19	15	149	0/0	0	22	2	59.8	M.Mariota			15	10	103	5/37	0	17	0	86.2
Total			19	15	149	0/0	0	22	2	59.8	Total			15	10	103	5/37	0	17	0	86.3
PASS RECEIVING			TAR	REC	YDS	AVG	LG	TD		PASS RECEIVING			TAR	REC	YDS	AVG	LG	TD			
R.Matthews			5	5	61	12.2	22	0		D.Walker			4	3	42	14.0	15	0			
J.Landry			2	2	29	14.5	19	0		K.Wright			3	3	18	6.0	14	0			
J.Cameron			5	2	18	9.0	13	0		J.Hunter			1	1	17	17.0	17	0			
D.Sims			2	2	15	7.5	13	0		D.Green-Beckham			3	1	13	13.0	13	0			
L.Miller			3	2	5	2.5	4	0		H.Douglas			2	1	11	11.0	11	0			
G.Jennings			1	1	13	13.0	13	0		A.Andrews			1	1	2	2.0	2	0			
K.Stills			1	1	8	8.0	8	0		D.McCluster			1	0	0	0.0	0	0			
Total			19	15	149	9.9	22	0		Total			15	10	103	10.3	17	0			

[illegible]

10/18/2015 at Nissan Stadium

[illegible]

Play By Play

Third Quarter

10/18/2015

TEN elects to Receive, and MIA elects to defend the South goal.

A.Franks kicks 67 yards from MIA 35 to TEN -2. B.Sankey to TEN 20 for 22 yards (D.Williams; S.Paysinger).

Tennessee Titans at 15:00, (1st play from scrimmage 14:53)

1-10-TEN 20	(14:53) A.Andrews up the middle to TEN 23 for 3 yards (J.Jenkins; E.Mitchell).	
2-7-TEN 23	(14:12) (Shotgun) M.Mariota pass incomplete short right to H.Douglas (B.Grimes).	
3-7-TEN 23	(14:07) (Shotgun) M.Mariota pass deep right to D.Walker pushed ob at TEN 48 for 25 yards (Bo.McCain) [O.Vernon].	P12
	PENALTY on MIA-O.Vernon, Roughing the Passer, 15 yards, enforced at TEN 48.	X13
<u>1-10-MIA 37</u>	(13:45) A.Andrews right tackle to MIA 42 for -5 yards (J.Jenkins).	
2-15-MIA 42	(13:06) (Shotgun) D.McCluster up the middle to MIA 39 for 3 yards (J.Jenkins).	
3-12-MIA 39	(12:26) (Shotgun) M.Mariota pass short right to A.Fasano to MIA 48 for -9 yards (K.Misi).	
4-21-MIA 48	(11:44) (Punt formation) B.Kern punts 27 yards to MIA 21, Center-B.Brinkley, fair catch by J.Landry.	

Miami Dolphins at 11:37

1-10-MIA 21	(11:37) (Shotgun) J.Landry right end pushed ob at MIA 23 for 2 yards (D.Morgan).	
2-8-MIA 23	(11:07) (Shotgun) PENALTY on TEN-D.Jones, Neutral Zone Infraction, 5 yards, enforced at MIA 23 - No Play.	
2-3-MIA 28	(10:53) (Shotgun) L.Miller right guard to MIA 32 for 4 yards (D.Morgan).	R18
<u>1-10-MIA 32</u>	(10:18) L.Miller up the middle to MIA 39 for 7 yards (J.Casey).	
2-3-MIA 39	(9:42) (Shotgun) L.Miller up the middle to MIA 40 for 1 yard (D.Jones; J.Casey).	
3-2-MIA 40	(9:03) (Shotgun) R.Tannehill pass incomplete deep right to J.Landry.	
4-2-MIA 40	(8:58) (Punt formation) M.Darr punts 47 yards to TEN 13, Center-J.Denney, fair catch by D.McCluster.	

Tennessee Titans at 8:49

1-10-TEN 13	(8:49) (Shotgun) M.Mariota pass short middle to D.Walker to TEN 19 for 6 yards (J.Jenkins).	
2-4-TEN 19	(8:11) B.Sankey left tackle to TEN 20 for 1 yard (T.Fede; J.Phillips).	
3-3-TEN 20	(7:32) (Shotgun) M.Mariota pass short middle to D.McCluster to TEN 25 for 5 yards (J.Jenkins; R.Jones).	
	PENALTY on TEN-J.Meredith, Offensive Holding, 10 yards, enforced at TEN 20 - No Play.	
3-13-TEN 10	(7:09) (Shotgun) M.Mariota pass short left to K.Wright to TEN 26 for 16 yards (J.Jenkins; J.Taylor).	P14
<u>1-10-TEN 26</u>	(6:23) D.McCluster left end to TEN 27 for 1 yard (J.Taylor; J.Jenkins).	
2-9-TEN 27	(5:50) (Shotgun) M.Mariota pass short right intended for D.Walker INTERCEPTED by R.Jones at TEN 30. R.Jones for 30 yards, TOUCHDOWN.	

Miami Dolphins at 5:40

A.Franks extra point is GOOD, Center-J.Denney, Holder-M.Darr.

MIA 24 TEN 3, 0 plays, 30 yards, 0:00 drive , 9:20 elapsed

A.Franks kicks 66 yards from MIA 35 to TEN -1. B.Sankey to TEN 33 for 34 yards (D.Williams; Bo.McCain).

Tennessee Titans at 5:40, (1st play from scrimmage 5:32)

1-10-TEN 33	(5:32) (Shotgun) M.Mariota pass incomplete deep right to J.Hunter.	
2-10-TEN 33	(5:28) A.Andrews left end to TEN 29 for -4 yards (O.Vernon).	
3-14-TEN 29	(4:47) (Shotgun) M.Mariota pass short right to D.McCluster to TEN 31 for 2 yards (D.Shelby).	
4-12-TEN 31	(4:03) (Punt formation) B.Kern punts 61 yards to MIA 8, Center-B.Brinkley. J.Landry to TEN 41 for 51 yards (W.Woodyard).	
	PENALTY on MIA-Z.Vigil, Illegal Block Above the Waist, 7 yards, enforced at MIA 14.	

Miami Dolphins at 3:45

1-10-MIA 7	(3:45) (Shotgun) L.Miller right tackle to MIA 9 for 2 yards (W.Woodyard).	
2-8-MIA 9	(3:07) (Shotgun) R.Tannehill pass incomplete short middle to J.Cameron (D.Searcy).	
3-8-MIA 9	(3:02) (Shotgun) R.Tannehill sacked at MIA 7 for -2 yards (B.Orakpo).	
4-10-MIA 7	(2:23) (Punt formation) M.Darr punts 45 yards to TEN 48, Center-J.Denney, fair catch by D.McCluster.	

Tennessee Titans at 2:15

1-10-TEN 48	(2:15) M.Mariota pass deep middle to D.Green-Beckham to MIA 20 for 32 yards (K.Misi).	P15
<u>1-10-MIA 20</u>	(1:31) A.Andrews left tackle to MIA 13 for 7 yards (K.Misi).	
2-3-MIA 13	(:46) (Shotgun) M.Mariota pass short right to A.Fasano to MIA 3 for 10 yards (R.Jones; B.Grimes).	P16
<u>1-3-MIA 3</u>	(:09) (Shotgun) M.Mariota pass incomplete short left to K.Wright.	
2-3-MIA 3	(:05) (Shotgun) M.Mariota pass short middle to D.McCluster for 3 yards, TOUCHDOWN.	P17
	R.Succop extra point is GOOD, Center-B.Brinkley, Holder-B.Kern.	

MIA 24 TEN 10, 5 plays, 52 yards, 2:15 drive, 15:00 elapsed

Miami Dolphins vs Tennessee Titans at Nissan Stadium

END OF QUARTER

	Score	Time Poss	First Downs				Efficiencies	
			R	P	X	T	3 Down	4 Down
Miami Dolphins	24	4:18	1	0	0	1	0/2	0/0
Tennessee Titans	10	10:42	0	5	1	6	2/4	0/0

Play By Play

Fourth Quarter

10/18/2015

Miami Dolphins continued.

R.Succop kicks 74 yards from TEN 35 to MIA -9. D.Williams to MIA 22 for 31 yards (P.Supernaw).

Miami Dolphins at 15:00, (1st play from scrimmage 14:54)

- 1-10-MIA 22 (14:54) R.Tannehill pass incomplete deep right to J.Cameron (D.Searcy).
- 2-10-MIA 22 (14:47) (Shotgun) L.Miller right guard to MIA 22 for no gain (A.Woods).
- 3-10-MIA 22 (14:04) (Shotgun) R.Tannehill sacked at MIA 12 for -10 yards (W.Woodyard).
- 4-20-MIA 12 (13:26) (Punt formation) M.Darr punts 39 yards to TEN 49, Center-J.Denney. D.McCluster to MIA 37 for 14 yards (M.Thomas).
- PENALTY on MIA-S.Paysinger, Offensive Holding, 10 yards, enforced at MIA 37.

Tennessee Titans at 13:15

- 1-10-MIA 27 (13:15) M.Mariota pass deep right intended for A.Fasano INTERCEPTED by B.Grimes at MIA 3. B.Grimes to MIA 3 for no gain (A.Fasano).
- Timeout #1 by TEN at 13:08. TEN was charged a timeout due to throwing the challenge flag on a play that cannot be challenged.

Miami Dolphins at 13:08

- 1-10-MIA 3 (13:08) (Shotgun) R.Tannehill pass deep left to K.Stills to MIA 41 for 38 yards (D.Searcy). P19
- 1-10-MIA 41 (12:26) L.Miller right tackle to MIA 41 for no gain (Z.Brown).
- 2-10-MIA 41 (11:51) (Shotgun) R.Tannehill pass deep left to R.Matthews to TEN 35 for 24 yards (D.Searcy). P20
- 1-10-TEN 35 (11:09) R.Tannehill pass short left to J.Landry to TEN 22 for 13 yards (C.Sensabaugh). P21
- 1-10-TEN 22 (10:32) L.Miller left tackle to TEN 22 for no gain (A.Woods; Z.Brown). TEN-A.Woods was injured during the play. His return is Questionable.
- PENALTY on MIA-D.Thomas, Offensive Holding, 10 yards, enforced at TEN 22 - No Play.
- 1-20-TEN 32 (10:10) R.Tannehill pass short left to J.Gray to TEN 20 for 12 yards (Z.Brown; C.Sensabaugh).
- 2-8-TEN 20 (9:34) (Shotgun) J.Gray up the middle to TEN 13 for 7 yards (B.Orakpo).
- 3-1-TEN 13 (8:56) J.Gray up the middle to TEN 7 for 6 yards (Z.Brown). R22
- 1-7-TEN 7 (8:22) J.Gray left guard to TEN 2 for 5 yards (W.Woodyard).
- 2-2-TEN 2 (7:43) R.Tannehill pass short right to D.Sims for 2 yards, TOUCHDOWN. P23
- A.Franks extra point is GOOD, Center-J.Denney, Holder-M.Darr.

MIA 31 TEN 10, 9 plays, 97 yards, 5:30 drive, 7:22 elapsed

A.Franks kicks 62 yards from MIA 35 to TEN 3. B.Sankey pushed ob at TEN 26 for 23 yards (Z.Vigil).

Tennessee Titans at 7:38, (1st play from scrimmage 7:33)

- 1-10-TEN 26 (7:33) (Shotgun) M.Mariota pass short middle to D.Walker to TEN 39 for 13 yards (R.Jones). P18
- 1-10-TEN 39 (7:10) (No Huddle, Shotgun) M.Mariota pass short middle to D.Walker to TEN 43 for 4 yards (R.Jones).
- 2-6-TEN 43 (6:48) (No Huddle, Shotgun) M.Mariota pass incomplete short right.
- PENALTY on TEN-J.Meredith, Offensive Holding, 10 yards, enforced at TEN 43 - No Play.
- 2-16-TEN 33 (6:41) (Shotgun) M.Mariota pass short left to D.McCluster to TEN 47 for 14 yards (Bo.McCain).
- 3-2-TEN 47 (6:09) (No Huddle) M.Mariota pass incomplete short right to D.Green-Beckham (N.Suh).
- 4-2-TEN 47 (6:05) (Shotgun) M.Mariota pass incomplete short right to H.Douglas (B.Grimes).

Miami Dolphins at 5:59

- 1-10-TEN 47 (5:59) D.Williams left guard to TEN 46 for 1 yard (Z.Brown).
- 2-9-TEN 46 (5:19) R.Tannehill pass short right to D.Sims to TEN 30 for 16 yards (W.Woodyard). P24
- 1-10-TEN 30 (4:33) (Shotgun) D.Williams up the middle to TEN 26 for 4 yards (J.Casey).
- 2-6-TEN 26 (3:49) R.Tannehill sacked ob at TEN 26 for 0 yards (W.Woodyard).
- PENALTY on TEN-M.Griffin, Defensive Offside, 5 yards, enforced at TEN 26 - No Play.
- 2-1-TEN 21 (3:42) J.Gray right end to TEN 14 for 7 yards (Z.Brown). R25
- 1-10-TEN 14 (2:54) J.Gray up the middle to TEN 13 for 1 yard (W.Woodyard).
- 2-9-TEN 13 (2:14) (Shotgun) J.Gray left guard to TEN 12 for 1 yard (D.Bass).

Two-Minute Warning

- 3-8-TEN 12 (2:00) (Shotgun) R.Tannehill pass short right to J.Cameron for 12 yards, TOUCHDOWN. P26
- A.Franks extra point is GOOD, Center-J.Denney, Holder-M.Darr.

MIA 38 TEN 10, 7 plays, 47 yards, 1 penalty, 4:05 drive, 13:06 elapsed

A.Franks kicks 65 yards from MIA 35 to end zone, Touchback.

Tennessee Titans at 1:54

- 1-10-TEN 20 (1:54) (Shotgun) Z.Mettenberger pass short left to D.Green-Beckham ran ob at TEN 32 for 12 yards. P19

Miami Dolphins vs Tennessee Titans at Nissan Stadium

<u>1-10-TEN 32</u>	(1:50) (No Huddle, Shotgun) Z.Mettenberger pass incomplete short middle to B.Sankey.	
2-10-TEN 32	(1:45) (Shotgun) Z.Mettenberger pass short middle to D.Walker to TEN 39 for 7 yards (N.Hewitt). TEN-D.Walker was injured during the play. His return is Questionable. Timeout #2 by TEN at 01:31.	
3-3-TEN 39	(1:31) (Shotgun) Z.Mettenberger pass incomplete short left to B.Sankey.	
4-3-TEN 39	(1:26) (Shotgun) Z.Mettenberger scrambles up the middle to TEN 43 for 4 yards (T.Fede).	R20
<u>1-10-TEN 43</u>	(1:02) (No Huddle, Shotgun) Z.Mettenberger pass short middle to B.Sankey to 50 for 7 yards (Z.Vigil; N.Hewitt).	
2-3-50	(:38) (No Huddle, Shotgun) Z.Mettenberger pass deep right to J.Hunter to MIA 27 for 23 yards (J.Kovacs).	P21
<u>1-10-MIA 27</u>	(:17) (No Huddle) Z.Mettenberger spiked the ball to stop the clock.	
2-10-MIA 27	(:16) (Shotgun) Z.Mettenberger pass short right to J.Hunter to MIA 13 for 14 yards (Bo.McCain) [C.Mosley]. Timeout #3 by TEN at 00:04.	P22
<u>1-10-MIA 13</u>	(:03) (Shotgun) Z.Mettenberger sacked at MIA 22 for -9 yards (J.Kovacs).	

END OF QUARTER

	Score	Time Poss	First Downs				Efficiencies	
			R	P	X	T	3 Down	4 Down
Miami Dolphins	38	11:20	2	6	0	8	2/3	0/0
Tennessee Titans	10	3:40	1	4	0	5	0/2	1/2

Miami Dolphins vs Tennessee Titans
10/18/2015 at Nissan Stadium

Final Defensive Statistics

Miami Dolphins

Regular Defensive Plays

Special Teams

Misc

	TKL	AST	COMB	SK	/ YDS	TFL	Q	IN	PD	FF	FR	TKL	AST	FF	FR	BL	TKL	AST	FF	FR
K.Misi	6	2	8	0	0	2	0	0	0	0	0	0	0	0	0	0	0	0	0	0
R.Jones	5	3	8	0	0	0	0	1	1	0	0	0	0	0	0	0	0	0	0	0
J.Jenkins	4	3	7	0	0	1	0	0	0	0	1	0	0	0	0	0	0	0	0	0
C.Wake	4	0	4	4	25	2	4	0	0	2	0	0	0	0	0	0	0	0	0	0
O.Vernon	3	1	4	1	12	2	2	0	0	0	0	0	0	0	0	0	0	0	0	0
Bo.McCain	3	0	3	0	0	0	0	0	0	0	0	0	1	0	0	0	0	0	0	0
M.Thomas	2	1	3	0	0	0	0	0	0	0	0	1	0	0	0	0	0	0	0	0
J.Taylor	1	2	3	0	0	0	0	0	0	0	1	0	0	0	0	0	0	0	0	0
E.Mitchell	0	3	3	0	0	0	0	0	0	0	0	0	0	0	0	0	0	0	0	0
J.Kovacs	2	0	2	1	9	1	1	0	0	0	0	0	0	0	0	0	0	0	0	0
B.Grimes	1	1	2	0	0	0	0	1	4	0	0	0	0	0	0	0	0	0	0	0
T.Fede	1	1	2	0	0	0	0	0	0	0	0	0	0	0	0	0	0	0	0	0
N.Hewitt	1	1	2	0	0	0	0	0	0	0	0	0	0	0	0	0	0	0	0	0
K.Sheppard	1	0	1	0	0	0	0	0	0	0	0	0	0	0	0	0	0	0	0	0
D.Shelby	1	0	1	0	0	0	0	0	0	0	0	0	0	0	0	0	0	0	0	0
N.Suh	0	1	1	0	0	0	0	0	2	0	0	0	0	0	0	0	0	0	0	0
Z.Vigil	0	1	1	0	0	0	0	0	0	0	0	1	0	0	0	0	0	0	0	0
Br.McCain	0	1	1	0	0	0	0	0	0	0	0	0	0	0	0	0	0	0	0	0
J.Phillips	0	1	1	0	0	0	0	0	0	0	0	0	0	0	0	0	0	0	0	0
C.Mosley	0	0	0	0	0	0	1	0	0	0	0	0	0	0	0	0	0	0	0	0
D.Williams	0	0	0	0	0	0	0	0	0	0	0	0	2	0	0	0	0	0	0	0
S.Paysinger	0	0	0	0	0	0	0	0	0	0	0	0	1	0	0	0	0	0	0	0
B.Albert	0	0	0	0	0	0	0	0	0	0	0	0	0	0	0	0	1	0	0	0
R.Tannehill	0	0	0	0	0	0	0	0	0	0	0	0	0	0	0	0	1	0	0	0
Total	35	22	57	6	46	8	8	2	7	2	2	2	4	0	0	0	2	0	0	0

TKL = Tackle AST = Assist COMB = Combined QH=QB Hit IN = Interception PD = Pass Defense FF = Forced Fumble FR = Fumble Recovery

Tennessee Titans

Regular Defensive Plays

Special Teams

Misc

	TKL	AST	COMB	SK	/ YDS	TFL	QH	IN	PD	FF	FR	TKL	AST	FF	FR	BL	TKL	AST	FF	FR
Z.Brown	8	4	12	0	0	0	0	0	0	0	0	0	0	0	0	0	0	0	0	0
W.Woodyard	7	2	9	1	10	2	1	0	0	0	0	1	0	0	0	0	0	0	0	0
D.Searcy	8	0	8	0	0	0	0	0	3	0	0	0	0	0	0	0	0	0	0	0
B.Orakpo	4	0	4	1	2	1	1	0	0	0	0	0	0	0	0	0	0	0	0	0
J.Casey	3	1	4	0	0	0	0	0	1	0	0	0	0	0	0	0	0	0	0	0
D.Morgan	3	1	4	0	0	0	0	0	0	0	0	0	0	0	0	0	0	0	0	0
M.Griffin	2	2	4	0	0	0	0	1	1	0	0	0	0	0	0	0	0	0	0	0
B.Wreh-Wilson	3	0	3	0	0	0	0	0	0	0	0	0	0	0	0	0	0	0	0	0
A.Woods	3	0	3	0	0	1	0	0	0	0	0	0	0	0	0	0	0	0	0	0
C.Sensabaugh	1	1	2	0	0	0	0	1	1	0	0	1	0	0	0	0	0	0	0	0
D.Jones	1	1	2	0	0	0	0	0	0	0	0	0	0	0	0	0	0	0	0	0
J.McCourtly	0	2	2	0	0	0	0	0	0	0	0	0	0	0	0	0	0	0	0	0
D.Bass	1	0	1	0	0	0	0	0	0	0	0	0	0	0	0	0	0	0	0	0
K.Klug	0	0	0	0	0	0	1	0	0	0	0	0	0	0	0	0	0	0	0	0
P.Supernaw	0	0	0	0	0	0	0	0	0	0	0	1	0	0	0	0	0	0	0	0
D.Walker	0	0	0	0	0	0	0	0	0	0	0	0	0	0	0	0	1	0	0	0
A.Fasano	0	0	0	0	0	0	0	0	0	0	0	0	0	0	0	0	1	0	0	0
Total	44	14	58	2	12	4	3	2	6	0	0	3	0	0	0	0	2	0	0	0

Ball Possession And Drive Chart

Miami Dolphins												
#	Time Recd	Time Lost	Time Poss	How Ball Obtained	Drive Began	# Play	Yds Gain	Yds Pen	Net Yds	1st Down	Last Scrm	How Given Up
1	15:00	10:39	4:21	Kickoff	MIA 20	7	75	5	80	4	TEN 22	Touchdown
2	5:28	0:06	5:22	Kickoff	MIA 20	10	83	-15	68	4	* TEN 12	Field Goal
3	11:30	10:03	1:27	Fumble	MIA 27	3	22	0	22	1	MIA 49	Interception
4	8:46	5:07	3:39	Fumble	TEN 34	7	44	-10	34	3	* TEN 7	Touchdown
5	1:40	0:14	1:26	Punt	MIA 6	10	57	5	62	5	TEN 32	Interception
6	11:37	8:49	2:48	Punt	MIA 21	5	14	5	19	1	MIA 40	Punt
7	3:45	2:15	1:30	Punt	MIA 7	3	0	0	0	0	MIA 7	Punt
8	15:00	13:15	1:45	Kickoff	MIA 22	3	-10	0	-10	0	MIA 12	Punt
9	13:08	7:38	5:30	Interception	MIA 3	9	107	-10	97	5	* TEN 2	Touchdown
10	5:59	1:54	4:05	Downs	TEN 47	7	42	5	47	3	* TEN 12	Touchdown

(245) Average MIA 24

Tennessee Titans												
#	Time Recd	Time Lost	Time Poss	How Ball Obtained	Drive Began	# Play	Yds Gain	Yds Pen	Net Yds	1st Down	Last Scrm	How Given Up
1	10:39	5:28	5:11	Kickoff	TEN 20	10	61	0	61	4	* MIA 19	Field Goal
2	0:06	11:30	3:36	Kickoff	TEN 20	7	22	30	52	3	MIA 28	Fumble
3	10:03	8:46	1:17	Interception	MIA 31	3	6	-10	-4	0	MIA 24	Fumble
4	5:07	1:40	3:27	Kickoff	TEN 20	9	37	0	37	4	MIA 43	Punt
5	0:14	0:00	0:14	Interception	TEN 42	2	-7	0	-7	0	TEN 42	End of Half
6	15:00	11:37	3:23	Kickoff	TEN 20	6	17	15	32	2	MIA 48	Punt
7	8:49	5:40	3:09	Punt	TEN 13	5	24	-10	14	1	TEN 27	Interception
8	5:40	3:45	1:55	Kickoff	TEN 33	3	-2	0	-2	0	TEN 31	Punt
9	2:15	0:00	2:15	Punt	TEN 48	5	52	0	52	3	* MIA 3	Touchdown
10	13:15	13:08	0:07	Punt	MIA 27	1	0	0	0	0	MIA 27	Interception
11	7:38	5:59	1:39	Kickoff	TEN 26	5	31	-10	21	1	TEN 47	Downs
12	1:54	0:00	1:54	Kickoff	TEN 20	10	58	0	58	4	* MIA 13	End of Game

(404) Average TEN 34

* inside opponent's 20

Time of Possession by Quarter		1st	2nd	3rd	4th	OT	Total
Visitor	Miami Dolphins	9:43	6:32	4:18	11:20		31:53
Home	Tennessee Titans	5:17	8:28	10:42	3:40		28:07
Kickoff Drive No.-Start Average		Dolphins: 3 - MIA 21			Titans: 7 - TEN 23		

Miscellaneous Statistics Report

Miami Dolphins vs Tennessee Titans
10/18/2015 at Nissan Stadium

Ten Longest Plays for Miami Dolphins

Yards	Qtr	Play Start	Play Description
38	4	1-10-MIA 3	(13:08) (Shotgun) R.Tannehill pass deep left to K.Stills to MIA 41 for 38 yards (D.Searcy).
24	4	2-10-MIA 41	(11:51) (Shotgun) R.Tannehill pass deep left to R.Matthews to TEN 35 for 24 yards (D.Searcy).
22	1	1-10-TEN 49	(11:55) R.Tannehill pass short right to R.Matthews to TEN 27 for 22 yards (D.Searcy).
22	1	1-5-TEN 22	(10:48) (Shotgun) J.Landry right end for 22 yards, TOUCHDOWN.
22	1	2-6-MIA 45	(2:40) (Shotgun) L.Miller right end to TEN 33 for 22 yards (Z.Brown).
20	2	1-10-MIA 27	(11:30) (Shotgun) L.Miller up the middle to MIA 47 for 20 yards (D.Searcy).
19	1	1-10-TEN 33	(1:54) R.Tannehill pass short left to J.Landry to TEN 14 for 19 yards (D.Searcy).
16	4	2-9-TEN 46	(5:19) R.Tannehill pass short right to D.Sims to TEN 30 for 16 yards (W.Woodyard).
15	1	2-14-MIA 16	(4:24) (Shotgun) R.Tannehill pass short left to R.Matthews to MIA 31 for 15 yards (B.Wreh-Wilson). TEN-M.Griffin was injured during the play. His return is Questionable.
14	1	2-6-MIA 24	(14:16) L.Miller right tackle to MIA 38 for 14 yards (D.Searcy).

Ten Longest Plays for Tennessee Titans

Yards	Qtr	Play Start	Play Description
40	3	3-7-TEN 23	(14:07) (Shotgun) M.Mariota pass deep right to D.Walker pushed ob at TEN 48 for 25 yards (Bo.McCain) [O.Vernon].
32	3	1-10-TEN 48	(2:15) M.Mariota pass deep middle to D.Green-Beckham to MIA 20 for 32 yards (K.Misi).
23	4	2-3-50	(:38) (No Huddle, Shotgun) Z.Mettenberger pass deep right to J.Hunter to MIA 27 for 23 yards (J.Kovacs).
19	2	1-10-TEN 35	(15:00) A.Andrews right guard to TEN 39 for 4 yards (K.Sheppard).
17	2	2-20-MIA 41	(9:31) (Shotgun) M.Mariota pass short left to J.Hunter to MIA 24 for 17 yards (K.Misi).
16	1	1-10-TEN 41	(8:44) D.McCluster right end to MIA 43 for 16 yards (Br.McCain; K.Misi).
16	3	3-13-TEN 10	(7:09) (Shotgun) M.Mariota pass short left to K.Wright to TEN 26 for 16 yards (J.Jenkins; J.Taylor).
15	1	1-10-TEN 20	(:06) M.Mariota pass short right to D.Walker to TEN 35 for 15 yards (M.Thomas).
14	2	1-10-TEN 30	(3:53) M.Mariota pass short right to K.Wright ran ob at TEN 44 for 14 yards.
14	2	1-10-TEN 44	(3:26) (Shotgun) M.Mariota pass short middle to D.Walker to MIA 42 for 14 yards (R.Jones).

Touchdown Scoring Information

		Offense	Defense	Special Teams
VISITOR	Miami Dolphins	4	1	0
HOME	Tennessee Titans	1	0	0

Player Scoring Information

Club	Player	TD	Rush TD	Rec TD	KO TD	Punt TD	Int TD	Fum TD	Misc TD	FG	XP	2Pt Rush	2Pt Rec	Sfty	Points
MIA	A.Franks	0	0	0	0	0	0	0	0	1	5	0	0	0	8
MIA	L.Miller	0	1	0	0	0	0	0	0	0	0	0	0	0	6
MIA	J.Landry	0	1	0	0	0	0	0	0	0	0	0	0	0	6
MIA	D.Sims	0	0	1	0	0	0	0	0	0	0	0	0	0	6
MIA	J.Cameron	0	0	1	0	0	0	0	0	0	0	0	0	0	6
MIA	R.Jones	0	0	0	0	0	1	0	0	0	0	0	0	0	6
TEN	D.McCluster	0	0	1	0	0	0	0	0	0	0	0	0	0	6
TEN	R.Succop	0	0	0	0	0	0	0	0	1	1	0	0	0	4

Possession Detail

	First Half		Second Half		Game	
	Visitor	Home	Visitor	Home	Visitor	Home
Largest Lead	14	0	28	0	28	0
Drives Leading	4	0	5	0	9	0
Time of Possession Leading	11:54	0:00	15:38	0:00	27:32	0:00
Largest Deficit	0	-14	0	-28	0	-28
Drives Trailing	0	5	0	7	0	12
Time of Possession Trailing	0:00	13:45	0:00	14:22	0:00	28:07
Times Score Tied Up		0		0		0
Lead Changes		1		0		1

Playtime Percentage

Percent of playtime per player on offense, defense and special teams

Miami Dolphins						Tennessee Titans					
		Offense	Defense	Special Teams				Offense	Defense	Special Teams	
M Pouncey	C	67 100%		6	25%	B Bell	G	69 100%		2	8%
D Thomas	G	67 100%		6	25%	C Warmack	G	69 100%		1	4%
J James	T	67 100%		6	25%	T Lewan	T	69 100%			
B Turner	G	67 100%		6	25%	K Wright	WR	59 86%			
R Tannehill	QB	67 100%				M Mariota	QB	59 86%			
B Albert	T	66 99%				D Walker	TE	51 74%			
J Landry	WR	63 94%		3	12%	J Meredith	T	48 70%		2	8%
R Matthews	WR	60 90%		3	12%	J Hunter	WR	46 67%			
J Cameron	TE	56 84%				A Gallik	C	43 62%			
L Miller	RB	47 70%				H Douglas	WR	36 52%			
D Sims	TE	39 58%				D Green-Beckham	WR	29 42%			
K Stills	WR	28 42%				D McCluster	RB	28 41%		3	12%
J Gray	RB	11 16%		3	12%	A Andrews	RB	27 39%		9	38%
D Williams	RB	9 13%		15	62%	A Fasano	TE	27 39%			
G Jennings	WR	9 13%				B Schwenke	C	26 38%		1	4%
D Parker	WR	6 9%				J Poutasi	T	21 30%			
E Mitchell	DT	5 7%	35 51%	7	29%	B Sankey	RB	18 26%		7	29%
J Fox	T	2 3%		6	25%	C Stevens	TE	18 26%		2	8%
J Stoneburner	TE	1 1%				Z Mettenberger	QB	10 14%			
J Taylor	CB		62 90%	1	4%	J Fowler	FB	6 9%		13	54%
B Grimes	CB		59 86%	3	12%	W Woodyard	LB		67 100%	9	38%
R Jones	FS		59 86%			J McCourty	CB		67 100%	6	25%
K Misi	LB		57 83%	1	4%	Z Brown	LB		67 100%	6	25%
J Jenkins	LB		57 83%	1	4%	D Searcy	SS		66 99%	7	29%
N Suh	DT		55 80%	3	12%	C Sensabaugh	CB		63 94%	12	50%
O Vernon	DE		54 78%	3	12%	B Orakpo	LB		63 94%	6	25%
D Shelby	DE		47 68%	8	33%	D Morgan	LB		62 93%	5	21%
W Aikens	SS		45 65%	13	54%	J Casey	DT		58 87%	6	25%
B McCain	CB		40 58%	14	58%	D Jones	DE		54 81%	7	29%
M Thomas	FS		34 49%	14	58%	M Griffin	FS		54 81%	6	25%
C Wake	DE		30 43%	1	4%	A Woods	NT		37 55%	8	33%
K Sheppard	LB		26 38%	13	54%	B Wreh-Wilson	CB		29 43%	16	67%
J Phillips	DT		26 38%	5	21%	A Blackson	DE		11 16%	11	46%
T Fede	DE		15 22%	7	29%	D Bass	LB		9 13%	7	29%
C Mosley	DT		14 20%	2	8%	K Klug	DT		8 12%	10	42%
B McCain	CB		11 16%			P Cox	CB		8 12%		
J Kovacs	DB		10 14%	15	62%	D Stafford	SS		7 10%	17	71%
Z Vigil	LB		10 14%	15	62%	M Martin	DT		7 10%		
N Hewitt	LB		10 14%	15	62%	J Staples	LB			16	67%
S Paysinger	LB		2 3%	17	71%	M Huff	FS			16	67%
Z Bowman	CB		1 1%	15	62%	S Johnson	LB			16	67%
A Franks	K			13	54%	P Supernaw	TE			15	62%
M Darr	P			9	38%	C Riggs	CB			7	29%
J Denney	LS			9	38%	B Brinkley	LS			5	21%
J Douglas	G			6	25%	B Kern	P			5	21%
						R Succop	K			5	21%

2015 TENNESSEE TITANS REGULAR SEASON STATISTICS

Won 1, Lost 4

Date	W-L	Score	OT	Opponent	Attendance
09/13	W	42-14		at Tampa Bay	63,945
09/20	L	14-28		at Cleveland	67,431
09/27	L	33-35		Indianapolis	65,920
10/11	L	13-14		Buffalo	65,670
10/18	L	10-38		Miami	62,342
10/25				Atlanta	
11/01				at Houston	
11/08				at New Orleans	
11/15				Carolina	
11/19				at Jacksonville	
11/29				Oakland	
12/06				Jacksonville	
12/13				at New York Jets	
12/20				at New England	
12/27				Houston	
01/03				at Indianapolis	

Statistic	Tenn.	Opp.
Total First Downs	108	88
Rushing	28	36
Passing	68	46
Penalty	12	6
3rd Down: Made/Att	22/61	20/57
3rd Down Pct.	36.1	35.1
4th Down: Made/Att	4/5	3/6
4th Down Pct.	80.0	50.0
Possession Avg.	33:04	26:56
Total Net Yards	1702	1568
Avg. Per Game	340.4	313.6
Total Plays	324	279
Avg. Per Play	5.3	5.6
Net Yards Rushing	538	648
Avg. Per Game	107.6	129.6
Total Rushes	135	139
Net Yards Passing	1164	920
Avg. Per Game	232.8	184.0
Sacked/Yards Lost	20/138	15/101
Gross Yards	1302	1021
Att./Completions	169/108	125/75
Completion Pct.	63.9	60.0
Had Intercepted	5	6
Punts/Average	24/44.8	25/49.8
Net Punting Avg.	29/34.9	25/43.6
Penalties/Yards	39/319	43/367
Fumbles/Ball Lost	8/6	7/1
Touchdowns	14	18
Rushing	4	6
Passing	9	9
Returns	1	3

Score By Periods	Q1	Q2	Q3	Q4	OT	PTS
Team	24	27	45	16	0	112
Opponents	31	28	14	56	0	129

Scoring	TD	Rush	Rec	Ret	K-PAT	FG	S	PTS
Succop	0	0	0	0	13/13	5/5	0	28
Andrews	2	2	0	0			0	12
Green-Beckham	2	0	2	0			0	12
Sankey	2	1	1	0			0	12
Wright	2	0	2	0			0	12
Douglas	1	0	1	0			0	6
Fasano	1	0	1	0			0	6
Fowler	1	1	0	0			0	6
McCluster	1	0	1	0			0	6
Sensabaugh	1	0	0	1			0	6
Walker	1	0	1	0			0	6
Team	14	4	9	1	13/13	5/5	0	112
Opponents	18	6	9	3	18/18	1/1	0	129

2-Pt Conv: TM 0-1, OPP 0-0

Passing	Att	Cmp	Yds	Cmp%	Yds/Att	TD	TD%	Int	Int%	Long	Sack/Lost	Rating
Mariota	161	103	1239	64.0	7.70	9	5.6	5	3.1	52t	19/129	93.2
Mettenberger	8	5	63	62.5	7.88	0	0.0	0	0.0	23	1/9	87.0
Team	169	108	1302	63.9	7.70	9	5.3	5	3.0	52t	20/138	92.9
Opponents	125	75	1021	60.0	8.17	9	7.2	6	4.8	60t	15/101	90.1

Rushing	No.	Yds	Avg	Long	TD
Sankey	39	159	4.1	16	1
McCluster	30	156	5.2	44	0
Andrews	28	81	2.9	13	2
Mariota	10	72	7.2	22	0
West	16	51	3.2	12	0
Wright	2	14	7.0	13	0
Fowler	5	12	2.4	3	1
Mettenberger	4	-1	-3.4	4	0
Douglas	1	-6	-6.0	-6	0
Team	135	538	4.0	44	4
Opponents	139	648	4.7	26	6

Receiving	No.	Yds	Avg	Long	TD
Walker	22	244	11.1	25	1
Wright	20	276	13.8	52t	2
Hunter	11	166	15.1	29	0
Fasano	9	129	14.3	33	1
Douglas	9	81	9.0	20	1
McCluster	9	78	8.7	35	1
Sankey	8	73	9.1	20	1
Green-Beckham	6	92	15.3	32	2
Andrews	5	59	11.8	23	0
Stevens	4	43	10.8	27	0
Coffman	4	42	10.5	16	0
Fowler	1	19	19.0	19	0
Team	108	1302	12.1	52t	9
Opponents	75	1021	13.6	60t	9

Interceptions	No.	Yds	Avg	Long	TD
Sensabaugh	2	42	21.0	26t	1
Brown	1	45	45.0	45	0
Griffin	1	29	29.0	29	0
Cox	1	27	27.0	27	0
Mount	1	8	8.0	8	0
Team	6	151	25.2	45	1
Opponents	5	125	25.0	69t	2

Punting	No.	Yds	Avg	Net	TB	In	Lg	B
Kern	24	1075	44.8	34.9	1	9	61	0
Team	24	1075	44.8	34.9	1	9	61	0
Opponents	25	1244	49.8	43.6	1	5	65	0

Punt Returns	Ret	FC	Yds	Avg	Long	TD
McCluster	15	7	134	8.9	26	0
Team	15	7	134	8.9	26	0
Opponents	12	7	217	18.1	78t	1

Kickoff Returns	No.	Yds	Avg	Long	TD
Sankey	6	129	21.5	34	0
McCluster	1	20	20.0	20	0
Team	7	149	21.3	34	0
Opponents	7	183	26.1	32	0

Field Goals	1-19	20-29	30-39	40-49	50+
Succop	0/0	2/2	2/2	1/1	0/0
Team	0/0	2/2	2/2	1/1	0/0
Opponents	0/0	0/0	1/1	0/0	0/0

Succop: () () (38G,21G) (21G,41G) (37G)

OPP: () () () (30G)

Sacks: Morgan 4.5, Casey 3.5, Orakpo 2, Woodyard 2, Blackson 1, Klug 1, Williamson 1, TM 15, OPP 20

FUM/Lost: Mariota 5/4, West 2/2, Sankey 1/0

TITANS PUT UP A FIGHT, BUT FALL TO FALCONS

BY JASON WOLF

THE TENNESSEAN OCTOBER 26, 2015

PAGE 1C

A day after Steve McNair was elected into the Tennessee Sports Hall of Fame, the Titans' latest franchise quarterback hopeful stood near the 50-yard line and watched helplessly.

The Titans were missing rookie Marcus Mariota to a sprained knee ligament, three starters in the secondary and down to their third-string center, but still kept the score close.

The valiant effort wasn't enough.

Zach Mettenberger threw two interceptions, one at the end of each half, as Tennessee lost its fifth consecutive game, 10-7, to the Falcons on Sunday at soggy Nissan Stadium, completing a rare four-game home stand without a victory.

The stretch includes losing to the Colts, Bills and Falcons by six points combined.

"It is tough, no question about it. You know, every one of them is different. But it hurts because our guys have worked so hard to get there," Titans coach Ken Whisenhunt said, reciting a familiar refrain, "and they are so close."

The Titans (1-5) have lost nine consecutive games at home since defeating the Jaguars 16-14 on Oct. 12, 2014. Whisenhunt owns a 3-19 record with the Titans, including a 1-11 mark at home.

Mettenberger, a sixth-round draft pick in 2014, is winless in seven career starts.

"Like I said earlier in the week, it doesn't matter who's out there pulling the trigger," he said. "You are expected to make plays and win the game. Unfortunately, I wasn't that today. I wasn't the guy our team needed."

Mariota, the second overall pick in this year's draft and front-runner for the NFL's Rookie of the Year award, missed practice all week because of a sprained medial collateral ligament in his left knee. He was injured Oct. 18 on a low hit by Dolphins defensive end Olivier Vernon.

Mettenberger, starting for the first time this season, completed 22 of 35 pass attempts for 187 yards, a touchdown, the two picks and a 62.4 passer rating.

The Titans were 1 for 9 on third down conversions.

"That's inexcusable," Mettenberger said. "That's on me making the critical plays when we need it. It really comes down to execution and preparation."

Tennessee's struggles moving the ball undermined a tremendous effort by the shorthanded defense.

"Our defense is playing as one of the best in the league right now," linebacker Avery Williamson said. "It is very upsetting, because we should have had that game. ... It's tough, but we just can't point fingers."

"They work hard on the offensive side of the ball..." defensive lineman Jurrell Casey said. "Those guys are going to get it going by the end of the season."

A goal-line stand midway through the fourth quarter — Tennessee stuffed fullback Patrick Dimarco at the 1 on third down and Williamson intercepted Matt Ryan in the end zone — gave the Titans a chance to tie or take the lead. But Mettenberger threw short of Justin Hunter on fourth and 3 from the Tennessee 37 with 3½ minutes to play.

Matt Bryant missed a 47-yard field goal attempt wide right, giving the Titans one final gasp. But Mettenberger tried to connect with Kendall Wright downfield and was intercepted by safety Robenson Therezie.

"It was a poor decision by me," Mettenberger said. "I should have hit (tight end) Delanie (Walker) underneath. In that situation, all we needed was to get 12 yards to get in field goal range to push the game to overtime. Just a boneheaded mistake by me to not fully grasp the situation and take Delanie."

Julio Jones caught an 8-yard touchdown pass to give the Falcons (6-1) their first lead of the game, 10-7, with 5:56 remaining in the third quarter. The reception capped a nine-play, 88-yard drive that lasted 4½ minutes.

Jones finished with nine catches for 92 yards. Devonta Freeman, who entered the game with a league-leading 10 touchdowns, nine of them on the ground, didn't add to his total, but racked up 116 yards on 25 carries.

"A loss is a loss and a win is a win," Freeman said. "In the NFL you aren't going to blow everybody out."

The Titans led 7-3 at halftime. Mettenberger found Wright streaking across the middle of the field for a 19-yard touchdown in the second quarter, the first score of the game, which came moments after a remarkable turnover. Titans linebacker David Bass, claimed off waivers before the start of the season, tipped and intercepted a Ryan pass at the line of scrimmage to give Tennessee the ball at the Atlanta 19 with just under nine minutes remaining in the first half.

Bryant hit a 27-yard field goal with 2½ minutes to go until halftime, after Jones was unable to secure a catch in the end zone.

Tennessee threatened to add to its lead, but Mettenberger was intercepted by linebacker Paul Worriow at the Atlanta 4 with 18 seconds to go. The pick scuttled a 10-play, 74-yard drive.

"Those are exactly the types of finishes we want for our defense at the end of the half," Falcons coach Dan Quinn said.

Titans cornerback Jason McCourty injured his hamstring late in the first half and walked unassisted into the locker room. He was on the field to begin the second half, but lasted just two series — leaving for good after the Falcons took the lead.

The Titans were already without starting cornerback Perrish Cox (hamstring) and starting safety Michael Griffin (knee), who were inactive.

Third-string center Joe Looney, who was signed this week after a season-ending ankle injury to starting center Brian Schwenke, played the entire second half after Andy Gallik was concussed on Mettenberger's first interception.

"Well it goes without saying you are disappointed," Whisenhunt said. "With the way our guys fought today, I am proud as hell the way they did that."

###

Week 7

National Football League Game Summary

NFL Copyright © 2015 by The National Football League. All rights reserved. This summary and play-by-play is for the express purpose of assisting media in their coverage of the game; any other use of this material is prohibited without the written permission of the National Football League. Updated: 10/30/2015

Date: Sunday, 10/25/2015 Atlanta Falcons at Tennessee Titans Start Time: 12:02 PM Central
at Nissan Stadium, Nashville, TN

Game Day Weather

Game Weather: Cloudy Temp: 59° F (15.0° C) Humidity: 95%, Wind: NE 8 mph
Played Outdoors on Turf: Grass Outdoor Weather: Cloudy, Wind Chill: 59

Officials

Referee: Allen, Brad (122) Umpire: Rice, Jeff (44) Head Linesman: Mello, Jim (48)
Line Judge: Symonette, Thomas (100) Side Judge: Hill, Tom (97) Field Judge: Rosenbaum, Doug (67)
Back Judge: Hochuli, Shawn (83) Replay Official: Lapetina, Jim ()

Lineups

Atlanta Falcons				Tennessee Titans			
Offense		Defense		Offense		Defense	
WR	11 J.Jones	DE	44 V.Beasley	WR	15 J.Hunter	DE	90 D.Jones
LT	70 J.Matthews	DT	95 J.Babineaux	TE	82 D.Walker	NT	96 A.Woods
LG	67 A.Levitre	DE	99 A.Clayborn	LT	77 T.Lewan	DT	99 J.Casey
C	68 M.Person	LB	52 J.Durant	LG	76 B.Bell	OLB	91 D.Morgan
RG	65 C.Chester	LB	55 P.Worrilow	C	69 A.Gallik	OLB	98 B.Orakpo
RT	73 R.Schraeder	LB	50 O.Schofield	RG	70 C.Warmack	ILB	59 W.Woodyard
TE	80 L.Toilolo	CB	23 R.Alford	RT	73 J.Poutasi	ILB	54 A.Williamson
WR	84 R.White	CB	21 D.Trufant	WR	17 D.Green-Beckham	CB	24 C.Sensabaugh
QB	2 M.Ryan	CB	32 J.Collins	WR	13 K.Wright	SS	21 D.Searcy
RB	24 D.Freeman	S	37 R.Allen	QB	7 Z.Mettenberger	FS	39 D.Stafford
FB	42 P.DiMarco	S	25 W.Moore	RB	22 D.McCluster	CB	30 J.McCourty

Substitutions

K 3 M.Bryant, P 5 M.Bosher, WR 14 E.Weems, WR 15 N.Williams, CB 20 P.Adams, RB 26 T.Coleman, S 27 R.Therezie, RB 33 T.Ward, S 36 K.Ishmael, LS 47 J.Harris, LB 54 N.Stupar, OLB 56 B.Reed, LB 59 J.Bartu, DE 71 K.Biermann, DT 77 R.Hageman, TE 81 T.Moeaki, TE 83 J.Tamme, WR 85 L.Hankerson, DE 94 T.Jackson, NT 96 P.Soliai, DT 97 G.Jarrett

Substitutions

K 4 R.Succop, P 6 B.Kern, RB 20 B.Sankey, CB 25 B.Wreh-Wilson, RB 26 A.Andrews, DB 28 M.Huff, CB 37 C.Riggs, FB 45 J.Fowler, LS 48 B.Brinkley, DE 51 D.Bass, LB 52 S.Johnson, LB 55 Z.Brown, DE 57 J.Staples, G 78 J.Looney, T/G 79 J.Meredith, TE 80 A.Fasano, WR 81 R.Richardson, TE 88 C.Stevens, TE 89 P.Supernaw, DE 92 R.Pitoitua, DL 93 M.Martin, DE 95 A.Blackson, DL 97 K.Klug

Did Not Play

QB 12 S.Renfree, C 62 J.Stone, T 75 J.Long

Did Not Play

QB 12 C.Whitehurst

Not Active

WR 16 J.Hardy, CB 22 D.Southward, OLB 51 P.Wheeler, LB 53 A.Bradford, C 66 G.Gradkowski, T 72 B.Harris, DE 93 M.Goodman

Not Active

QB 8 M.Mariota, CB 29 P.Cox, FS 33 M.Griffin, RB 35 T.West, G 60 Q.Spain, WR 83 H.Douglas, NT 94 S.Hill

Field Goals (made () & missed)

M.Bryant		(27) 47WR					
			1	2	3	4	OT
VISITOR:	Atlanta Falcons		0	3	7	0	0
HOME:	Tennessee Titans		0	7	0	0	0

Scoring Plays

Team	Qtr	Time	Play Description (Extra Point) (Drive Info)	Visitor	Home
Titans	2	8:42	K.Wright 19 yd. pass from Z.Mettenberger (R.Succop kick) (1-19, 0:07)	0	7
Falcons	2	2:31	M.Bryant 27 yd. Field Goal (11-55, 6:11)	3	7
Falcons	3	5:56	J.Jones 8 yd. pass from M.Ryan (M.Bryant kick) (9-88, 4:30)	10	7
Paid Attendance: 63,329				Time: 2:57	

Final Team Statistics

	Visitor Falcons	Home Titans
TOTAL FIRST DOWNS	21	15
By Rushing	9	5
By Passing	10	10
By Penalty	2	0
THIRD DOWN EFFICIENCY	5-14-36%	1-9-11%
FOURTH DOWN EFFICIENCY	0-2-0%	0-1-0%
TOTAL NET YARDS	378	256
Total Offensive Plays (inc. times thrown passing)	69	52
Average gain per offensive play	5.5	4.9
NET YARDS RUSHING	127	77
Total Rushing Plays	31	16
Average gain per rushing play	4.1	4.8
Tackles for a loss-number and yards	1-1	2-2
NET YARDS PASSING	251	179
Times thrown - yards lost attempting to pass	0-0	1-8
Gross yards passing	251	187
PASS ATTEMPTS-COMPLETIONS-HAD INTERCEPTED	38-22-2	35-22-2
Avg gain per pass play (inc.# thrown passing)	6.6	5.0
KICKOFFS Number-In End Zone-Touchbacks	3-3-2	2-1-1
PUNTS Number and Average	4-43.5	7-43.6
Had Blocked	0	0
FGs - PATs Had Blocked	0-0	0-0
Net Punting Average	43.5	41.9
TOTAL RETURN YARDAGE (Not Including Kickoffs)	33	8
No. and Yards Punt Returns	1-12	0-0
No. and Yards Kickoff Returns	1-28	1-27
No. and Yards Interception Returns	2-21	2-8
PENALTIES Number and Yards	6-53	5-45
FUMBLES Number and Lost	1-0	1-0
TOUCHDOWNS	1	1
Rushing	0	0
Passing	1	1
EXTRA POINTS Made-Attempts	1-1	1-1
Kicking Made-Attempts	1-1	1-1
FIELD GOALS Made-Attempts	1-2	0-0
RED ZONE EFFICIENCY	1-3-33%	1-2-50%
GOAL TO GO EFFICIENCY	0-1-0%	0-1-0%
SAFETIES	0	0
FINAL SCORE	10	7
TIME OF POSSESSION	34:45	25:15

Final Individual Statistics

Atlanta Falcons

RUSHING	ATT	YDS	AVG	LG	TD
D.Freeman	25	116	4.6	19	0
T.Coleman	3	14	4.7	10	0
P.DiMarco	1	0	0.0	0	0
M.Ryan	2	-3	-1.5	-1	0
Total	31	127	4.1	19	0

PASSING	ATT	CMP	YDS	SK/YD	TD	LG	IN	RT
M.Ryan	38	22	251	0/0	1	24	2	64.7
Total	38	22	251	0/0	1	24	2	64.7

PASS RECEIVING	TAR	REC	YDS	AVG	LG	TD
J.Jones	17	9	92	10.2	21	1
R.White	4	3	48	16.0	17	0
N.Williams	5	3	43	14.3	21	0
J.Tamme	6	3	36	12.0	24	0
D.Freeman	3	2	14	7.0	8	0
T.Moeaki	1	1	11	11.0	11	0
T.Ward	1	1	7	7.0	7	0
T.Coleman	1	0	0	0.0	0	0
Total	38	22	251	11.4	24	1

INTERCEPTIONS	NO	YDS	AVG	LG	TD
P.Worrilow	1	11	11.0	11	0
R.Therezie	1	10	10.0	10	0
Total	2	21	10.5	11	0

PUNTING	NO	YDS	AVG	NET	TB	IN20	LG
M.Bosher	4	174	43.5	43.5	0	2	53
Total	4	174	43.5	43.5	0	2	53

PUNT RETURNS	NO	YDS	AVG	FC	LG	TD
E.Weems	1	12	12.0	3	12	0
[DOWNED]	1	0	0.0	0	0	0
[OUT OF BOUNDS]	2	0	0.0	0	0	0
Total	1	12	12.0	3	12	0

KICKOFF RETURNS	NO	YDS	AVG	FC	LG	TD
E.Weems	1	28	28.0	0	28	0
[TOUCHBACK]	1	0	0.0	0	0	0
Total	1	28	28.0	0	28	0

Tennessee Titans

RUSHING	ATT	YDS	AVG	LG	TD
A.Andrews	10	57	5.7	17	0
D.McCluster	5	20	4.0	6	0
Z.Mettenberger	1	0	0.0	0	0
Total	16	77	4.8	17	0

PASSING	ATT	CMP	YDS	SK/YD	TD	LG	IN	RT
Z.Mettenberger	35	22	187	1/8	1	19	2	62.4
Total	35	22	187	1/8	1	19	2	62.4

PASS RECEIVING	TAR	REC	YDS	AVG	LG	TD
D.Walker	9	7	55	7.9	12	0
D.McCluster	8	6	48	8.0	14	0
K.Wright	8	4	46	11.5	19	1
A.Fasano	4	3	21	7.0	8	0
J.Hunter	4	2	17	8.5	13	0
D.Green-Beckham	1	0	0	0.0	0	0
B.Sankey	1	0	0	0.0	0	0
Total	35	22	187	8.5	19	1

INTERCEPTIONS	NO	YDS	AVG	LG	TD
D.Bass	1	8	8.0	8	0
A.Williamson	1	0	0.0	0	0
Total	2	8	4.0	8	0

PUNTING	NO	YDS	AVG	NET	TB	IN20	LG
B.Kern	7	305	43.6	41.9	0	5	54
Total	7	305	43.6	41.9	0	5	54

PUNT RETURNS	NO	YDS	AVG	FC	LG	TD
D.McCluster	0	0	0.0	3	0	0
[OUT OF BOUNDS]	1	0	0.0	0	0	0
Total	0	0	0.0	3	0	0

KICKOFF RETURNS	NO	YDS	AVG	FC	LG	TD
B.Sankey	1	27	27.0	0	27	0
[TOUCHBACK]	2	0	0.0	0	0	0
Total	1	27	27.0	0	27	0

Atlanta Falcons

FUMBLES	FUM	LOST	OWN-REC	YDS	TD	FORCED	OPP-REC	YDS	TD	OUT-BDS
M.Person	1	0	0	0	0	0	0	0	0	0
M.Ryan	0	0	1	0	0	0	0	0	0	0
Total	1	0	1	0	0	0	0	0	0	0

Tennessee Titans

FUMBLES	FUM	LOST	OWN-REC	YDS	TD	FORCED	OPP-REC	YDS	TD	OUT-BDS
Z.Mettenberger	1	0	1	-6	0	0	0	0	0	0
Total	1	0	1	-6	0	0	0	0	0	0

ATL wins the coin toss and elects to defer. TEN elects to Receive, and ATL elects to defend the north goal.

M.Bosher kicks 65 yards from ATL 35 to end zone, Touchback.

Tennessee Titans at 15:00

1-10-TEN 20	(15:00) (Shotgun) D.McCluster up the middle to TEN 23 for 3 yards (P.WorriLOW).	
2-7-TEN 23	(14:20) Z.Mettenberger pass short right to J.Hunter ran ob at TEN 27 for 4 yards.	
3-3-TEN 27	(13:51) (Shotgun) Z.Mettenberger pass short middle to D.McCluster to TEN 34 for 7 yards (J.Durant).	P1
<u>1-10-TEN 34</u>	(13:10) A.Andrews up the middle to ATL 49 for 17 yards (R.Allen).	R2
<u>1-10-ATL 49</u>	(12:25) A.Andrews right guard to ATL 48 for 1 yard (O.Schofield).	
2-9-ATL 48	(11:48) (Shotgun) Z.Mettenberger pass incomplete deep left to D.Walker.	
3-9-ATL 48	(11:44) (Shotgun) Z.Mettenberger pass incomplete short left to D.Green-Beckham.	
4-9-ATL 48	(11:39) (Punt formation) B.Kern punts 36 yards to ATL 12, Center-B.Brinkley, fair catch by E.Weems.	

Atlanta Falcons at 11:32

1-10-ATL 12	(11:32) D.Freeman right end to ATL 13 for 1 yard (W.Woodyard).	
2-9-ATL 13	(10:56) (Shotgun) M.Ryan pass short left to D.Freeman to ATL 19 for 6 yards (D.Jones; B.Orakpo).	
3-3-ATL 19	(10:12) (Shotgun) M.Ryan pass short right to J.Jones to ATL 40 for 21 yards (C.Sensabaugh).	P1
<u>1-10-ATL 40</u>	(9:28) (Shotgun) D.Freeman right guard to ATL 43 for 3 yards (A.Williamson).	
2-7-ATL 43	(8:53) (Shotgun) T.Coleman right tackle to ATL 42 for -1 yards (D.Morgan).	
3-8-ATL 42	(8:12) (Shotgun) M.Ryan pass short middle to J.Jones to ATL 47 for 5 yards (Z.Brown).	
4-3-ATL 47	(7:25) (Punt formation) M.Bosher punts 39 yards to TEN 14, Center-J.Harris, fair catch by D.McCluster.	

Tennessee Titans at 7:17

1-10-TEN 14	(7:17) A.Andrews left guard to TEN 29 for 15 yards (R.Allen).	R3
<u>1-10-TEN 29</u>	(6:40) Z.Mettenberger pass short right to D.Walker to TEN 30 for 1 yard (J.Durant).	
2-9-TEN 30	(6:00) (Shotgun) D.McCluster up the middle to TEN 35 for 5 yards (V.Beasley).	
3-4-TEN 35	(5:21) (Shotgun) Z.Mettenberger pass incomplete deep right to K.Wright [O.Schofield].	
4-4-TEN 35	(5:15) (Punt formation) B.Kern punts 48 yards to ATL 17, Center-B.Brinkley, out of bounds.	

Atlanta Falcons at 5:07

1-10-ATL 17	(5:07) M.Ryan pass short right to J.Tamme pushed ob at ATL 25 for 8 yards (J.McCourty).
2-2-ATL 25	(4:46) M.Ryan pass incomplete deep left to J.Jones.
3-2-ATL 25	(4:39) (Shotgun) M.Ryan pass incomplete short left to J.Jones (C.Sensabaugh) [D.Morgan].
4-2-ATL 25	(4:33) (Punt formation) M.Bosher punts 53 yards to TEN 22, Center-J.Harris, out of bounds.

Tennessee Titans at 4:23

1-10-TEN 22	(4:23) Z.Mettenberger pass incomplete deep left to J.Hunter [P.Soliai].
2-10-TEN 22	(4:14) D.McCluster right tackle to TEN 25 for 3 yards (P.WorriLOW; J.Durant).
3-7-TEN 25	(3:29) (Shotgun) Z.Mettenberger pass short left to D.McCluster to TEN 31 for 6 yards (W.Moore; P.WorriLOW).
4-1-TEN 31	(2:50) (Punt formation) B.Kern punts 54 yards to ATL 15, Center-B.Brinkley, fair catch by E.Weems.

Atlanta Falcons at 2:42

1-10-ATL 15	(2:42) D.Freeman right guard to ATL 34 for 19 yards (D.Stafford).	R2
<u>1-10-ATL 34</u>	(1:59) (Shotgun) M.Ryan pass short middle to R.White to TEN 49 for 17 yards (B.Wreh-Wilson).	P3
<u>1-10-TEN 49</u>	(1:22) D.Freeman left end to TEN 46 for 3 yards (Z.Brown).	
2-7-TEN 46	(:44) D.Freeman left end to TEN 34 for 12 yards (A.Williamson).	
	PENALTY on ATL-A.Levitre, Offensive Holding, 10 yards, enforced at TEN 46 - No Play.	
	Timeout #1 by ATL at 00:19.	
2-17-ATL 44	(:19) (Shotgun) M.Ryan pass short left to R.White ran ob at TEN 41 for 15 yards.	

END OF QUARTER

	Score	Time Poss	First Downs				Efficiencies	
			R	P	X	T	3 Down	4 Down
Atlanta Falcons	0	7:41	1	2	0	3	1/3	0/0
Tennessee Titans	0	7:19	2	1	0	3	1/4	0/0

Play By Play

Second Quarter

10/25/2015

Atlanta Falcons continued.

- 3-2-TEN 41 (15:00) (Shotgun) M.Ryan pass incomplete deep left to R.White [J.Casey].
- 4-2-TEN 41 (14:54) (Shotgun) M.Ryan pass incomplete short left to J.Jones (J.McCourty).

Tennessee Titans at 14:50

- 1-10-TEN 41 (14:50) A.Andrews left tackle to TEN 44 for 3 yards (T.Jackson; J.Durant).
- 2-7-TEN 44 (14:13) A.Andrews up the middle to ATL 49 for 7 yards (G.Jarrett). R4
- 1-10-ATL 49 (13:28) Z.Mettenberger pass incomplete deep left to K.Wright.
- 2-10-ATL 49 (13:21) (Shotgun) D.McCluster up the middle to ATL 46 for 3 yards (J.Durant).
- 3-7-ATL 46 (12:40) (Shotgun) Z.Mettenberger scrambles up the middle to ATL 40 for 6 yards (O.Schofield; A.Clayborn).
- PENALTY on TEN-C.Warmack, Offensive Holding, 10 yards, enforced at ATL 46 - No Play.
- 3-17-TEN 44 (12:15) (Shotgun) Z.Mettenberger pass short right to A.Fasano to 50 for 6 yards (R.Allen).
- 4-11-50 (11:39) (Punt formation) B.Kern punts 39 yards to ATL 11, Center-B.Brinkley, fair catch by E.Weems.

Atlanta Falcons at 11:31

- 1-10-ATL 11 (11:31) D.Freeman right tackle to ATL 21 for 10 yards (W.Woodyard). R4
- 1-10-ATL 21 (10:51) (Shotgun) D.Freeman left end pushed ob at ATL 22 for 1 yard (D.Searcy).
- 2-9-ATL 22 (10:19) (Shotgun) M.Ryan pass short left to J.Jones to ATL 32 for 10 yards (J.McCourty). P5
- 1-10-ATL 32 (9:42) M.Ryan pass incomplete deep middle to J.Jones.
- 2-10-ATL 32 (9:34) M.Ryan pass short left to D.Freeman to ATL 36 for 4 yards (W.Woodyard).
- PENALTY on TEN-C.Sensabaugh, Defensive Holding, 5 yards, enforced at ATL 32 - No Play. X6
- 1-10-ATL 37 (9:02) (Shotgun) M.Ryan pass incomplete deep right to D.Freeman.
- 2-10-ATL 37 (8:56) (Shotgun) M.Ryan pass short left intended for T.Coleman INTERCEPTED by D.Bass at ATL 27. D.Bass to ATL 19 for 8 yards (J.Matthews).

Tennessee Titans at 8:49

- 1-10-ATL 19 (8:49) (Shotgun) Z.Mettenberger pass deep middle to K.Wright for 19 yards, TOUCHDOWN. P5
- PENALTY on TEN-C.Warmack, Taunting, 15 yards, enforced between downs.
- R.Succop extra point is GOOD, Center-B.Brinkley, Holder-B.Kern.

ATL 0 TEN 7, 1 plays, 19 yards, 0:07 drive, 6:18 elapsed

R.Succop kicks 72 yards from TEN 20 to ATL 8. E.Weems to ATL 36 for 28 yards (D.Stafford; P.Supernaw).

Atlanta Falcons at 8:42, (1st play from scrimmage 8:33)

- 1-10-ATL 36 (8:33) D.Freeman left tackle to ATL 41 for 5 yards (W.Woodyard; A.Williamson).
- PENALTY on ATL-J.Matthews, Offensive Holding, 10 yards, enforced at ATL 36 - No Play.
- 1-20-ATL 26 (8:07) (Shotgun) D.Freeman right guard to ATL 31 for 5 yards (A.Woods).
- 2-15-ATL 31 (7:23) (Shotgun) M.Ryan pass short left to J.Jones to ATL 33 for 2 yards (W.Woodyard).
- 3-13-ATL 33 (6:40) (Shotgun) M.Ryan pass short right to N.Williams to ATL 47 for 14 yards (A.Williamson). P7
- 1-10-ATL 47 (5:55) M.Ryan pass short left to T.Moeaki to TEN 42 for 11 yards (J.McCourty). P8
- 1-10-TEN 42 (5:19) D.Freeman up the middle to TEN 32 for 10 yards (D.Searcy). R9
- 1-10-TEN 32 (4:40) D.Freeman right guard to TEN 33 for -1 yards (D.Morgan).
- PENALTY on TEN-A.Blackson, Illegal Use of Hands, 5 yards, enforced at TEN 32 - No Play. X10
- 1-10-TEN 27 (4:11) (Shotgun) M.Ryan pass short right to D.Freeman to TEN 19 for 8 yards (W.Woodyard).
- 2-2-TEN 19 (3:40) D.Freeman right guard to TEN 16 for 3 yards (B.Orakpo). R11
- Timeout #2 by ATL at 03:01.
- 1-10-TEN 16 (3:01) M.Ryan pass incomplete deep left to J.Tamme (D.Stafford).
- 2-10-TEN 16 (2:56) (Shotgun) D.Freeman left tackle to TEN 9 for 7 yards (W.Woodyard; J.McCourty).
- Timeout #1 by TEN at 02:42.
- 3-3-TEN 9 (2:42) (Shotgun) M.Ryan pass incomplete short right to J.Jones. TEN-J.McCourty was injured during the play. His return is Questionable.
- 4-3-TEN 9 (2:36) (Field Goal formation) M.Bryant 27 yard field goal is GOOD, Center-J.Harris, Holder-M.Bosher.

ATL 3 TEN 7, 11 plays, 55 yards, 1 penalty, 6:11 drive, 12:29 elapsed

M.Bosher kicks 65 yards from ATL 35 to end zone, Touchback.

Tennessee Titans at 2:31

- 1-10-TEN 20 (2:31) (Shotgun) Z.Mettenberger pass short middle to D.Walker to TEN 27 for 7 yards (K.Ishmael).
- 2-3-TEN 27 (2:12) (No Huddle, Shotgun) Z.Mettenberger pass short left to D.McCluster pushed ob at TEN 30 for 3 yards (R.Alford). P6

Atlanta Falcons vs Tennessee Titans at Nissan Stadium

Two-Minute Warning

<u>1-10-TEN 30</u>	(2:00) (Shotgun) Z.Mettenberger pass short right to K.Wright to TEN 46 for 16 yards (R.Alford).	P7
<u>1-10-TEN 46</u>	(1:40) (No Huddle, Shotgun) Z.Mettenberger pass short right to D.Walker to ATL 42 for 12 yards (K.Ishmael).	P8
<u>1-10-ATL 42</u>	(1:21) (No Huddle, Shotgun) Z.Mettenberger pass incomplete deep middle to K.Wright [J.Babineaux].	
2-10-ATL 42	(1:17) (Shotgun) Z.Mettenberger pass short middle to D.McCluster to ATL 31 for 11 yards (P.WorriLOW; R.Alford) [V.Beasley].	P9
<u>1-10-ATL 31</u>	(:53) (No Huddle, Shotgun) Z.Mettenberger pass short middle to D.McCluster to ATL 17 for 14 yards (R.Allen).	P10
	Timeout #2 by TEN at 00:45.	
<u>1-10-ATL 17</u>	(:45) (Shotgun) Z.Mettenberger pass short left to D.Walker to ATL 6 for 11 yards (K.Ishmael).	P11
<u>1-6-ATL 6</u>	(:22) (No Huddle, Shotgun) Z.Mettenberger pass incomplete short left to D.Walker (P.WorriLOW).	
	Timeout #3 by TEN at 00:18.	
2-6-ATL 6	(:18) (Shotgun) Z.Mettenberger pass short right intended for A.Fasano INTERCEPTED by P.WorriLOW [A.Clayborn] at ATL 4. P.WorriLOW pushed ob at TEN 12 for 84 yards (J.Hunter).	
	PENALTY on ATL-O.Schofield, Illegal Blindside Block, 8 yards, enforced at ATL 15.	

Atlanta Falcons at 0:04

1-10-ATL 7	(:04) M.Ryan kneels to ATL 6 for -1 yards.
------------	--

END OF QUARTER

	Score	Time Poss	First Downs				Efficiencies	
			R	P	X	T	3 Down	4 Down
Atlanta Falcons	3	9:07	3	3	2	8	1/3	0/1
Tennessee Titans	7	5:53	1	7	0	8	0/1	0/0

First Half Summary

PERIOD SCORES

Falcons	0	3	=	3
Titans	0	7	=	7

TIME OF POSSESSION

Falcons	16:48
Titans	13:12

Scoring Plays

Team	Qtr	Time	Play Description (Extra Point) (Drive Info)	Visitor	Home
Titans	2	8:42	K.Wright 19 yd. pass from Z.Mettenberger (R.Succop kick) (1-19, 0:07)	0	7
Falcons	2	2:31	M.Bryant 27 yd. Field Goal (11-55, 6:11)	3	7

	Atlanta Falcons	Tennessee Titans
TOTAL FIRST DOWNS	11	11
First Downs Rushing-Passing-by Penalty	4 - 5 - 2	3 - 8 - 0
THIRD DOWN EFFICIENCY	2-6-33%	1-5-20%
TOTAL NET YARDS	177	174
Total Offensive Plays	32	30
NET YARDS RUSHING	60	57
NET YARDS PASSING	117	117
Gross Yards Passing	117	117
Times thrown-yards lost attempting to pass	0-0	0-0
Pass Attempts-Completions-Had Intercepted	20 - 11 - 1	21 - 13 - 1
Punts-Number and Average	2 - 46	4 - 44.3
Penalties-Number and Yards	3 - 28	4 - 35
Fumbles-Number and Lost	0 - 0	0 - 0
Red Zone Efficiency	0-1-0%	1-2-50%
Average Drive Start	ATL 16	TEN 33

Atlanta Falcons										Tennessee Titans									
RUSHING										RUSHING									
	ATT	YDS	AVG	LG	TD						ATT	YDS	AVG	LG	TD				
D.Freeman	10	62	6.2	19	0	A.Andrews					5	43	8.6	17	0				
T.Coleman	1	-1	-1.0	-1	0	D.McCluster					4	14	3.5	5	0				
M.Ryan	1	-1	-1.0	-1	0														
Total	12	60	5.0	19	0	Total					9	57	6.3	17	0				
PASSING										PASSING									
	ATT	CMP	YDS	SK/YD	TD	LG	IN	RT			ATT	CMP	YDS	SK/YD	TD	LG	IN	RT	
M.Ryan	20	11	117	0/0	0	21	1	51.5	Z.Mettenberger		21	13	117	0/0	1	19	1	72.9	
Total	20	11	117	0/0	0	21	1	51.5	Total		21	13	117	0/0	1	19	1	72.9	
PASS RECEIVING										PASS RECEIVING									
	TAR	REC	YDS	AVG	LG	TD					TAR	REC	YDS	AVG	LG	TD			
J.Jones	9	4	38	9.5	21	0	D.McCluster				5	5	41	8.2	14	0			
R.White	3	2	32	16.0	17	0	D.Walker				6	4	31	7.8	12	0			
D.Freeman	3	2	14	7.0	8	0	K.Wright				5	2	35	17.5	19	1			
N.Williams	1	1	14	14.0	14	0	A.Fasano				2	1	6	6.0	6	0			
T.Moeaki	1	1	11	11.0	11	0	J.Hunter				2	1	4	4.0	4	0			
J.Tamme	2	1	8	8.0	8	0	D.Green-Beckham				1	0	0	0.0	0	0			
T.Coleman	1	0	0	0.0	0	0													
Total	20	11	117	10.6	21	0	Total				21	13	117	9.0	19	1			

Atlanta Falcons														Tennessee Titans									
Regular Defensive Plays														Special Teams									
	TKL	AST	COMB	SK	/ YDS	TFL	Q	IN	PD	FF	FR			TKL	AST	FF	FR	BL	TKL	AST	FF	FR	
J.Durant	3	2	5	0	0	0	0	0	0	0	0			0	0	0	0	0		0	0	0	0
R.Allen	4	0	4	0	0	0	0	0	0	0	0			0	0	0	0	0		0	0	0	0
P.WorriLOW	1	3	4	0	0	0	0	1	2	0	0			0	0	0	0	0		0	0	0	0
K.Ishmael	3	0	3	0	0	0	0	0	0	0	0			0	0	0	0	0		0	0	0	0
Total	11	5	16	0	0	0	0	1	2	0	0			0	0	0	0	0		0	0	0	0

10/25/2015 at Nissan Stadium

[illegible]

Play By Play

Third Quarter

10/25/2015

ATL elects to Receive, and TEN elects to defend the North goal.

R.Succop kicks 65 yards from TEN 35 to end zone, Touchback.

Atlanta Falcons at 15:00

- 1-10-ATL 20 (15:00) D.Freeman left tackle to ATL 22 for 2 yards (D.Jones; B.Orakpo).
PENALTY on ATL-A.Levitre, Offensive Holding, 10 yards, enforced at ATL 20 - No Play.
- 1-20-ATL 10 (14:29) D.Freeman up the middle pushed ob at ATL 10 for no gain (C.Sensabaugh).
- 2-20-ATL 10 (14:00) (Shotgun) M.Ryan Aborted. M.Person FUMBLES at ATL 8, recovered by ATL-M.Ryan at ATL 5. M.Ryan pass incomplete short left to J.Tamme.
- 3-20-ATL 10 (13:56) (Shotgun) M.Ryan pass short right to T.Ward pushed ob at ATL 17 for 7 yards (C.Sensabaugh).
- 4-13-ATL 17 (13:25) (Punt formation) M.Bosher punts 44 yards to TEN 39, Center-J.Harris, fair catch by D.McCluster.

Tennessee Titans at 13:16

- 1-10-TEN 39 (13:16) Z.Mettenberger pass short left to J.Hunter to ATL 48 for 13 yards (R.Alford). P12
- 1-10-ATL 48 (12:37) A.Andrews right tackle to ATL 49 for -1 yards (K.Ishmael).
- 2-11-ATL 49 (11:55) (Shotgun) Z.Mettenberger sacked at TEN 43 for -8 yards (O.Schofield).
- 3-19-TEN 43 (11:13) (Shotgun) Z.Mettenberger pass short right to A.Fasano to 50 for 7 yards (J.Durant) [J.Babineaux].
- 4-12-50 (10:35) (Punt formation) B.Kern punts 38 yards to ATL 12, Center-B.Brinkley, out of bounds.

Atlanta Falcons at 10:26

- 1-10-ATL 12 (10:26) M.Ryan pass deep left to J.Jones to ATL 32 for 20 yards (A.Williamson). P12
- 1-10-ATL 32 (9:49) M.Ryan pass short right to N.Williams pushed ob at ATL 40 for 8 yards (J.McCourtly).
- 2-2-ATL 40 (9:22) D.Freeman right tackle to ATL 43 for 3 yards (J.Casey). R13
- 1-10-ATL 43 (8:42) D.Freeman left end ran ob at TEN 45 for 12 yards. R14
- 1-10-TEN 45 (8:14) D.Freeman left tackle to TEN 34 for 11 yards (D.Stafford). R15
- 1-10-TEN 34 (7:35) M.Ryan pass incomplete short left to J.Jones (C.Sensabaugh).
- 2-10-TEN 34 (7:29) M.Ryan pass short right to N.Williams to TEN 13 for 21 yards (D.Searcy). P16
- 1-10-TEN 13 (6:45) T.Coleman right end to TEN 8 for 5 yards (J.Casey).
- 2-5-TEN 8 (6:01) (Shotgun) M.Ryan pass short right to J.Jones for 8 yards, TOUCHDOWN. P17
- M.Bryant extra point is GOOD, Center-J.Harris, Holder-M.Bosher.

ATL 10 TEN 7, 9 plays, 88 yards, 4:30 drive, 9:04 elapsed

M.Bosher kicks 67 yards from ATL 35 to TEN -2. B.Sankey to TEN 25 for 27 yards (K.Biermann; N.Stupar).

Tennessee Titans at 5:56, (1st play from scrimmage 5:50)

- 1-10-TEN 25 (5:50) (Shotgun) Z.Mettenberger pass short middle to K.Wright to TEN 31 for 6 yards (D.Trufant).
- 2-4-TEN 31 (5:17) A.Andrews right tackle to TEN 41 for 10 yards (R.Allen). R13
- 1-10-TEN 41 (4:34) Z.Mettenberger pass short right to D.McCluster to ATL 48 for 11 yards (B.Reed; R.Allen).
PENALTY on TEN-C.Warmack, Offensive Holding, 10 yards, enforced at TEN 41 - No Play.
- 1-20-TEN 31 (3:59) (Shotgun) Z.Mettenberger pass short right to D.Walker to TEN 39 for 8 yards (K.Ishmael).
- 2-12-TEN 39 (3:21) (Shotgun) Z.Mettenberger pass incomplete short right to B.Sankey.
- 3-12-TEN 39 (3:17) (Shotgun) Z.Mettenberger pass incomplete short right to D.McCluster.
- 4-12-TEN 39 (3:12) (Punt formation) B.Kern punts 41 yards to ATL 20, Center-B.Brinkley, downed by TEN-B.Brinkley.

Atlanta Falcons at 2:59

- 1-10-ATL 20 (2:59) D.Freeman right guard to TEN 33 for 47 yards (B.Wreh-Wilson).
PENALTY on ATL-R.White, Illegal Block Above the Waist, 10 yards, enforced at ATL 22.
- 1-18-ATL 12 (2:30) M.Ryan pass short middle to R.White to ATL 28 for 16 yards (D.Searcy).
- 2-2-ATL 28 (1:53) T.Coleman right end to ATL 38 for 10 yards (B.Orakpo). R18
- 1-10-ATL 38 (1:18) M.Ryan pass incomplete short left to N.Williams.
- 2-10-ATL 38 (1:14) D.Freeman left tackle to ATL 47 for 9 yards (W.Woodyard).
Timeout #1 by ATL at 00:31.
- 3-1-ATL 47 (:31) D.Freeman up the middle to ATL 49 for 2 yards (W.Woodyard; K.Klug). R19

END OF QUARTER

	Score	Time Poss	First Downs				Efficiencies	
			R	P	X	T	3 Down	4 Down
Atlanta Falcons	10	9:13	5	3	0	8	1/2	0/0
Tennessee Titans	7	5:47	1	1	0	2	0/2	0/0

Atlanta Falcons continued.

- 1-10-ATL 49 (15:00) M.Ryan pass incomplete short right to N.Williams.
- 2-10-ATL 49 (14:54) D.Freeman left guard to ATL 49 for no gain (W.Woodyard; A.Williamson).
- 3-10-ATL 49 (14:11) (Shotgun) M.Ryan pass incomplete short right to J.Jones (C.Riggs).
- 4-10-ATL 49 (14:05) (Punt formation) M.Bosher punts 38 yards to TEN 13, Center-J.Harris, fair catch by D.McCluster.

Tennessee Titans at 13:57

- 1-10-TEN 13 (13:57) A.Andrews left end pushed ob at TEN 16 for 3 yards (R.Alford).
- 2-7-TEN 16 (13:25) D.McCluster left guard to TEN 22 for 6 yards (K.Biermann).
- 3-1-TEN 22 (12:42) A.Andrews right guard to TEN 21 for -1 yards (R.Hageman; K.Biermann).
- 4-2-TEN 21 (11:53) (Punt formation) B.Kern punts 49 yards to ATL 30, Center-B.Brinkley. E.Weems to ATL 42 for 12 yards (J.Staples). TEN-B.Wreh-Wilson was injured during the play. His return is Questionable.

Atlanta Falcons at 11:38

- 1-10-ATL 42 (11:38) M.Ryan pass incomplete short middle to J.Jones (J.Casey).
- 2-10-ATL 42 (11:33) M.Ryan pass short left to J.Tamme to ATL 46 for 4 yards (Z.Brown).
- 3-6-ATL 46 (10:53) (Shotgun) M.Ryan pass short left to J.Tamme to TEN 30 for 24 yards (Z.Brown). P20
- 1-10-TEN 30 (10:22) D.Freeman left end to TEN 25 for 5 yards (J.Casey).
- 2-5-TEN 25 (9:43) D.Freeman up the middle to TEN 25 for no gain (Z.Brown).
- 3-5-TEN 25 (9:00) (Shotgun) M.Ryan pass deep left to J.Jones to TEN 8 for 17 yards (C.Sensabaugh). P21
- 1-8-TEN 8 (8:16) D.Freeman up the middle to TEN 4 for 4 yards (C.Sensabaugh).
- 2-4-TEN 4 (7:38) M.Ryan pass short right to J.Jones pushed ob at TEN 1 for 3 yards (B.Wreh-Wilson).
Atlanta challenged the runner broke the plane ruling, and the play was Upheld. The ruling on the field stands. (Timeout #2.)
- 3-1-TEN 1 (7:11) P.DiMarco up the middle to TEN 1 for no gain (W.Woodyard).
- 4-1-TEN 1 (6:38) M.Ryan pass short middle intended for J.Tamme INTERCEPTED by A.Williamson (M.Huff) at TEN -4. Touchback.

Tennessee Titans at 6:30

- 1-10-TEN 20 (6:30) (Shotgun) Z.Mettenberger pass short middle to A.Fasano to TEN 28 for 8 yards (K.Ishmael).
- 2-2-TEN 28 (5:54) A.Andrews left guard to TEN 31 for 3 yards (P.Worrlow; B.Reed). R14
- 1-10-TEN 31 (5:14) (Shotgun) Z.Mettenberger FUMBLES (Aborted) at TEN 25, and recovers at TEN 25. Z.Mettenberger to TEN 25 for no gain (J.Durant).
- 2-16-TEN 25 (4:28) (Shotgun) Z.Mettenberger pass incomplete deep middle to D.McCluster.
- 3-16-TEN 25 (4:22) (Shotgun) Z.Mettenberger pass short left to D.McCluster to TEN 32 for 7 yards (V.Beasley).
- 4-9-TEN 32 (3:47) (Punt formation) B.Kern punts 49 yards to ATL 19, Center-B.Brinkley. E.Weems to ATL 30 for 11 yards (M.Huff).
PENALTY on ATL-V.Beasley, Defensive 12 On-field, 5 yards, enforced at TEN 32 - No Play.
- 4-4-TEN 37 (3:35) (Shotgun) Z.Mettenberger pass incomplete short right to J.Hunter.

Atlanta Falcons at 3:30

- 1-10-TEN 37 (3:30) D.Freeman right tackle to TEN 36 for 1 yard (A.Williamson).
Timeout #1 by TEN at 03:25.
- 2-9-TEN 36 (3:25) D.Freeman left tackle to TEN 35 for 1 yard (D.Jones).
Timeout #2 by TEN at 03:20.
- 3-8-TEN 35 (3:20) (Shotgun) M.Ryan pass short middle to J.Jones to TEN 29 for 6 yards (D.Searcy; C.Sensabaugh).
- 4-2-TEN 29 (2:33) (Field Goal formation) M.Bryant 47 yard field goal is No Good, Wide Right, Center-J.Harris, Holder-M.Bosher.

Tennessee Titans at 2:28

- 1-10-TEN 37 (2:28) (Shotgun) Z.Mettenberger pass short left to K.Wright to TEN 42 for 5 yards (R.Alford).
- 2-5-TEN 42 (2:04) (No Huddle, Shotgun) Z.Mettenberger pass short left to D.Walker pushed ob at ATL 47 for 11 yards (J.Durant). P15

Two-Minute Warning

- 1-10-ATL 47 (1:58) (Shotgun) Z.Mettenberger pass short right to D.Walker to ATL 42 for 5 yards (R.Allen).
- 2-5-ATL 42 (1:39) (No Huddle, Shotgun) Z.Mettenberger pass short middle intended for K.Wright INTERCEPTED by R.Therezie at ATL 33. R.Therezie to ATL 43 for 10 yards (D.Walker).

Atlanta Falcons at 1:31

- 1-10-ATL 43 (1:31) D.Freeman left guard to ATL 46 for 3 yards (B.Orakpo).
- 2-7-ATL 46 (:46) D.Freeman left guard to ATL 47 for 1 yard (B.Orakpo).
- 3-6-ATL 47 (:02) M.Ryan kneels to ATL 45 for -2 yards.

Atlanta Falcons vs Tennessee Titans at Nissan Stadium

END OF QUARTER

	Score	Time Poss	First Downs				Efficiencies	
			R	P	X	T	3 Down	4 Down
Atlanta Falcons	10	8:44	0	2	0	2	2/6	0/1
Tennessee Titans	7	6:16	1	1	0	2	0/2	0/1

Final Defensive Statistics

Atlanta Falcons	Regular Defensive Plays												Special Teams					Misc			
	TKL	AST	COMB	SK	/ YDS	TFL	Q	IN	PD	FF	FR		TKL	AST	FF	FR	BL	TKL	AST	FF	FR
J.Durant	6	2	8	0	0	1	0	0	0	0	0		0	0	0	0	0	0	0	0	0
R.Allen	6	0	6	0	0	0	0	0	0	0	0		0	0	0	0	0	0	0	0	0
K.Ishmael	6	0	6	0	0	1	0	0	0	0	0		0	0	0	0	0	0	0	0	0
R.Alford	5	1	6	0	0	0	0	0	0	0	0		0	0	0	0	0	0	0	0	0
P.Worrlow	1	4	5	0	0	0	0	1	2	0	0		0	0	0	0	0	0	0	0	0
O.Schofield	2	0	2	1	8	1	2	0	0	0	0		0	0	0	0	0	0	0	0	0
V.Beasley	2	0	2	0	0	0	1	0	0	0	0		0	0	0	0	0	0	0	0	0
K.Biermann	1	1	2	0	0	0	0	0	0	0	0		0	1	0	0	0	0	0	0	0
G.Jarrett	1	0	1	0	0	0	0	0	0	0	0		0	0	0	0	0	0	0	0	0
D.Trufant	1	0	1	0	0	0	0	0	0	0	0		0	0	0	0	0	0	0	0	0
W.Moore	0	1	1	0	0	0	0	0	0	0	0		0	0	0	0	0	0	0	0	0
T.Jackson	0	1	1	0	0	0	0	0	0	0	0		0	0	0	0	0	0	0	0	0
R.Hageman	0	1	1	0	0	0	0	0	0	0	0		0	0	0	0	0	0	0	0	0
B.Reed	0	1	1	0	0	0	0	0	0	0	0		0	0	0	0	0	0	0	0	0
J.Babineaux	0	0	0	0	0	0	2	0	0	0	0		0	0	0	0	0	0	0	0	0
P.Soliai	0	0	0	0	0	0	1	0	0	0	0		0	0	0	0	0	0	0	0	0
A.Clayborn	0	0	0	0	0	0	1	0	0	0	0		0	0	0	0	0	0	0	0	0
R.Therezie	0	0	0	0	0	0	0	1	1	0	0		0	0	0	0	0	0	0	0	0
N.Stupar	0	0	0	0	0	0	0	0	0	0	0		0	1	0	0	0	0	0	0	0
J.Matthews	0	0	0	0	0	0	0	0	0	0	0		0	0	0	0	0	1	0	0	0
M.Ryan	0	0	0	0	0	0	0	0	0	0	0		0	0	0	0	0	0	0	0	1
Total	31	12	43	1	8	3	7	2	3	0	0		0	2	0	0	0	1	0	0	1

TKL = Tackle AST = Assist COMB = Combined QH=QB Hit IN = Interception PD = Pass Defense FF = Forced Fumble FR = Fumble Recovery

Tennessee Titans	Regular Defensive Plays												Special Teams					Misc			
	TKL	AST	COMB	SK	/ YDS	TFL	QH	IN	PD	FF	FR		TKL	AST	FF	FR	BL	TKL	AST	FF	FR
W.Woodyard	6	3	9	0	0	0	0	0	0	0	0		0	0	0	0	0	0	0	0	0
C.Sensabaugh	5	1	6	0	0	0	0	0	2	0	0		0	0	0	0	0	0	0	0	0
Z.Brown	5	0	5	0	0	0	0	0	0	0	0		0	0	0	0	0	0	0	0	0
A.Williamson	4	1	5	0	0	0	0	1	1	0	0		0	0	0	0	0	0	0	0	0
J.McCourty	4	1	5	0	0	0	0	0	1	0	0		0	0	0	0	0	0	0	0	0
B.Orakpo	4	1	5	0	0	0	0	0	0	0	0		0	0	0	0	0	0	0	0	0
D.Searcy	4	1	5	0	0	0	0	0	0	0	0		0	0	0	0	0	0	0	0	0
J.Casey	3	0	3	0	0	0	1	0	1	0	0		0	0	0	0	0	0	0	0	0
B.Wreh-Wilson	3	0	3	0	0	0	0	0	0	0	0		0	0	0	0	0	0	0	0	0
D.Stafford	2	0	2	0	0	0	0	0	1	0	0		0	1	0	0	0	0	0	0	0
D.Jones	1	1	2	0	0	0	0	0	0	0	0		0	0	0	0	0	0	0	0	0
D.Morgan	1	0	1	0	0	1	1	0	0	0	0		0	0	0	0	0	0	0	0	0
A.Woods	1	0	1	0	0	0	0	0	0	0	0		0	0	0	0	0	0	0	0	0
K.Klug	0	1	1	0	0	0	0	0	0	0	0		0	0	0	0	0	0	0	0	0
D.Bass	0	0	0	0	0	0	0	1	1	0	0		0	0	0	0	0	0	0	0	0
C.Riggs	0	0	0	0	0	0	0	0	1	0	0		0	0	0	0	0	0	0	0	0
M.Huff	0	0	0	0	0	0	0	0	1	0	0		0	0	0	0	0	0	0	0	0
J.Staples	0	0	0	0	0	0	0	0	0	0	0		1	0	0	0	0	0	0	0	0
P.Supernaw	0	0	0	0	0	0	0	0	0	0	0		0	1	0	0	0	0	0	0	0
J.Hunter	0	0	0	0	0	0	0	0	0	0	0		0	0	0	0	0	1	0	0	0
D.Walker	0	0	0	0	0	0	0	0	0	0	0		0	0	0	0	0	1	0	0	0
Z.Mettenberger	0	0	0	0	0	0	0	0	0	0	0		0	0	0	0	0	0	0	0	1
Total	43	10	53	0	0	1	2	2	9	0	0		1	2	0	0	0	2	0	0	1

Ball Possession And Drive Chart

Atlanta Falcons

#	Time Recd	Time Lost	Time Poss	How Ball Obtained	Drive Began	# Play	Yds Gain	Yds Pen	Net Yds	1st Down	Last Scrm	How Given Up
1	11:32	7:17	4:15	Punt	ATL 12	6	35	0	35	1	ATL 47	Punt
2	5:07	4:23	0:44	Punt	ATL 17	3	8	0	8	0	ATL 25	Punt
3	2:42	14:50	2:52	Punt	ATL 15	6	54	-10	44	2	TEN 41	Downs
4	11:31	8:49	2:42	Punt	ATL 11	6	21	5	26	3	ATL 37	Interception
5	8:42	2:31	6:11	Kickoff	ATL 36	11	60	-5	55	5	* TEN 9	Field Goal
6	0:04	0:00	0:04	Interception	ATL 7	1	-1	0	-1	0	ATL 7	End of Half
7	15:00	13:16	1:44	Kickoff	ATL 20	3	7	-10	-3	0	ATL 17	Punt
8	10:26	5:56	4:30	Punt	ATL 12	9	88	0	88	6	* TEN 8	Touchdown
9	2:59	13:57	4:02	Punt	ATL 20	9	39	-10	29	2	ATL 49	Punt
10	11:38	6:30	5:08	Punt	ATL 42	10	57	0	57	2	* TEN 1	Interception
11	3:30	2:28	1:02	Downs	TEN 37	4	8	0	8	0	TEN 29	Missed FG
12	1:31	0:00	1:31	Interception	ATL 43	3	2	0	2	0	ATL 47	End of Game

(298) Average ATL 25

Tennessee Titans

#	Time Recd	Time Lost	Time Poss	How Ball Obtained	Drive Began	# Play	Yds Gain	Yds Pen	Net Yds	1st Down	Last Scrm	How Given Up
1	15:00	11:32	3:28	Kickoff	TEN 20	7	32	0	32	2	ATL 48	Punt
2	7:17	5:07	2:10	Punt	TEN 14	4	21	0	21	1	TEN 35	Punt
3	4:23	2:42	1:41	Punt	TEN 22	3	9	0	9	0	TEN 31	Punt
4	14:50	11:31	3:19	Downs	TEN 41	5	19	-10	9	1	50	Punt
5	8:49	8:42	0:07	Interception	ATL 19	1	19	0	19	1	* ATL 19	Touchdown
6	2:31	0:04	2:27	Kickoff	TEN 20	10	74	0	74	6	* ATL 6	Interception
7	13:16	10:26	2:50	Punt	TEN 39	4	11	0	11	1	50	Punt
8	5:56	2:59	2:57	Kickoff	TEN 25	5	24	-10	14	1	TEN 39	Punt
9	13:57	11:38	2:19	Punt	TEN 13	3	8	0	8	0	TEN 21	Punt
10	6:30	3:30	3:00	Interception	TEN 20	6	12	5	17	1	TEN 37	Downs
11	2:28	1:31	0:57	Missed FG	TEN 37	4	21	0	21	1	ATL 42	Interception

(332) Average TEN 30

* inside opponent's 20

Time of Possession by Quarter		1st	2nd	3rd	4th	OT	Total
Visitor	Atlanta Falcons	7:41	9:07	9:13	8:44		34:45
Home	Tennessee Titans	7:19	5:53	5:47	6:16		25:15
Kickoff Drive No.-Start Average		Falcons: 2 - ATL 28		Titans: 3 - TEN 22			

Miscellaneous Statistics Report

Atlanta Falcons vs Tennessee Titans
10/25/2015 at Nissan Stadium

Ten Longest Plays for Atlanta Falcons

Yards	Qtr	Play Start	Play Description
24	4	3-6-ATL 46	(10:53) (Shotgun) M.Ryan pass short left to J.Tamme to TEN 30 for 24 yards (Z.Brown).
21	1	3-3-ATL 19	(10:12) (Shotgun) M.Ryan pass short right to J.Jones to ATL 40 for 21 yards (C.Sensabaugh).
21	3	2-10-TEN 34	(7:29) M.Ryan pass short right to N.Williams to TEN 13 for 21 yards (D.Searcy).
20	3	1-10-ATL 12	(10:26) M.Ryan pass deep left to J.Jones to ATL 32 for 20 yards (A.Williamson).
19	1	1-10-ATL 15	(2:42) D.Freeman right guard to ATL 34 for 19 yards (D.Stafford).
17	1	1-10-ATL 34	(1:59) (Shotgun) M.Ryan pass short middle to R.White to TEN 49 for 17 yards (B.Wreh-Wilson).
17	4	3-5-TEN 25	(9:00) (Shotgun) M.Ryan pass deep left to J.Jones to TEN 8 for 17 yards (C.Sensabaugh).
16	3	1-18-ATL 12	(2:30) M.Ryan pass short middle to R.White to ATL 28 for 16 yards (D.Searcy).
15	1	2-17-ATL 44	(:19) (Shotgun) M.Ryan pass short left to R.White ran ob at TEN 41 for 15 yards.
14	2	3-13-ATL 33	(6:40) (Shotgun) M.Ryan pass short right to N.Williams to ATL 47 for 14 yards (A.Williamson).

Ten Longest Plays for Tennessee Titans

Yards	Qtr	Play Start	Play Description
19	2	1-10-ATL 19	(8:49) (Shotgun) Z.Mettenberger pass deep middle to K.Wright for 19 yards, TOUCHDOWN.
17	1	1-10-TEN 34	(13:10) A.Andrews up the middle to ATL 49 for 17 yards (R.Allen).
16	2	1-10-TEN 30	(2:00) (Shotgun) Z.Mettenberger pass short right to K.Wright to TEN 46 for 16 yards (R.Alford).
15	1	1-10-TEN 14	(7:17) A.Andrews left guard to TEN 29 for 15 yards (R.Allen).
14	2	1-10-ATL 31	(:53) (No Huddle, Shotgun) Z.Mettenberger pass short middle to D.McCluster to ATL 17 for 14 yards (R.Allen).
13	3	1-10-TEN 39	(13:16) Z.Mettenberger pass short left to J.Hunter to ATL 48 for 13 yards (R.Alford).
12	2	1-10-TEN 46	(1:40) (No Huddle, Shotgun) Z.Mettenberger pass short right to D.Walker to ATL 42 for 12 yards (K.Ishmael).
11	2	2-10-ATL 42	(1:17) (Shotgun) Z.Mettenberger pass short middle to D.McCluster to ATL 31 for 11 yards (P.WorriLOW; R.Alford) [V.Beasley].
11	2	1-10-ATL 17	(:45) (Shotgun) Z.Mettenberger pass short left to D.Walker to ATL 6 for 11 yards (K.Ishmael).
11	4	2-5-TEN 42	(2:04) (No Huddle, Shotgun) Z.Mettenberger pass short left to D.Walker pushed ob at ATL 47 for 11 yards (J.Durant).

Touchdown Scoring Information

		Offense	Defense	Special Teams
VISITOR	Atlanta Falcons	1	0	0
HOME	Tennessee Titans	1	0	0

Player Scoring Information

Club	Player	TD	Rush TD	Rec TD	KO TD	Punt TD	Int TD	Fum TD	Misc TD	FG	XP	2Pt Rush	2Pt Rec	Sfty	Points
ATL	J.Jones	0	0	1	0	0	0	0	0	0	0	0	0	0	6
ATL	M.Bryant	0	0	0	0	0	0	0	0	1	1	0	0	0	4
TEN	K.Wright	0	0	1	0	0	0	0	0	0	0	0	0	0	6
TEN	R.Succop	0	0	0	0	0	0	0	0	0	1	0	0	0	1

Possession Detail

	First Half		Second Half		Game	
	Visitor	Home	Visitor	Home	Visitor	Home
Largest Lead	0	7	3	0	3	7
Drives Leading	0	2	4	1	4	3
Time of Possession Leading	0:00	2:34	11:43	2:50	11:43	5:24
Largest Deficit	-7	0	0	-3	-7	-3
Drives Trailing	2	0	2	4	4	4
Time of Possession Trailing	6:15	0:00	6:14	9:13	12:29	9:13
Times Score Tied Up		0		0		0
Lead Changes		1		1		2

Playtime Percentage

Percent of playtime per player on offense, defense and special teams

Atlanta Falcons						Tennessee Titans					
		Offense	Defense	Special Teams				Offense	Defense	Special Teams	
C Chester	G	75 100%		3	14%	B Bell	G	54 100%		1	5%
R Schraeder	T	75 100%		3	14%	C Warmack	G	54 100%		1	5%
J Matthews	T	75 100%		3	14%	Z Mettenberger	QB	54 100%			
A Levitre	G	75 100%		3	14%	J Poutasi	T	54 100%			
M Ryan	QB	75 100%				T Lewan	T	53 98%			
M Person	C	75 100%				J Hunter	WR	51 94%			
J Jones	WR	66 88%				K Wright	WR	40 74%			
D Freeman	RB	63 84%				D McCluster	RB	39 72%		4	19%
J Tamme	TE	60 80%				D Walker	TE	39 72%			
R White	WR	54 72%				D Green-Beckham	WR	36 67%			
L Toilolo	TE	37 49%		10	48%	A Gallik	C	31 57%			
N Williams	WR	33 44%		8	38%	J Looney	C	23 43%			
P DiMarco	FB	21 28%		14	67%	A Fasano	TE	22 41%			
T Moeaki	TE	16 21%		10	48%	A Andrews	RB	17 31%		5	24%
T Coleman	RB	9 12%		3	14%	C Stevens	TE	14 26%		1	5%
L Hankerson	WR	8 11%				P Supernaw	TE	6 11%		15	71%
T Ward	RB	6 8%		11	52%	J Fowler	FB	3 6%		14	67%
E Weems	WR	2 3%		17	81%	B Sankey	RB	2 4%		3	14%
D Trufant	CB		54 100%	12	57%	J Meredith	T	1 2%		1	5%
R Alford	CB		54 100%	12	57%	R Richardson	WR	1 2%			
R Allen	S		54 100%	9	43%	A Williamson	LB		75 100%	4	19%
J Durant	LB		51 94%			D Searcy	SS		75 100%	3	14%
P Worrilow	LB		41 76%	1	5%	C Sensabaugh	CB		73 97%	9	43%
J Collins	CB		37 69%	9	43%	D Morgan	LB		72 96%	4	19%
A Clayborn	DE		37 69%	1	5%	B Orakpo	LB		69 92%	4	19%
V Beasley	DE		37 69%			J Casey	DT		60 80%	4	19%
J Babineaux	NT		35 65%			D Stafford	SS		57 76%	19	90%
K Ishmael	SS		34 63%	15	71%	D Jones	DE		51 68%	4	19%
O Schofield	LB		33 61%	4	19%	A Woods	NT		49 65%	5	24%
B Reed	LB		23 43%			B Wreh-Wilson	CB		47 63%	17	81%
W Moore	SS		20 37%			J McCourty	CB		47 63%		
K Biermann	DE		18 33%	13	62%	W Woodyard	LB		42 56%	12	57%
T Jackson	DE		17 31%	4	19%	Z Brown	LB		33 44%		
P Soliai	NT		17 31%	3	14%	C Riggs	CB		16 21%	13	62%
R Therezie	S		13 24%	17	81%	A Blackson	DE		16 21%	5	24%
R Hageman	DT		13 24%	1	5%	K Klug	DT		14 19%	6	29%
G Jarrett	DT		6 11%	2	10%	M Martin	DT		12 16%		
N Stupar	LB			18	86%	D Bass	LB		9 12%	5	24%
M Boshier	P			10	48%	R Pitoitua	DE		6 8%		
J Harris	LS			7	33%	M Huff	FS		2 3%	19	90%
J Bartu	LB			3	14%	S Johnson	LB			16	76%
M Bryant	K			3	14%	J Staples	LB			16	76%
P Adams	CB			2	10%	B Kern	P			9	43%
						B Brinkley	LS			9	43%
						R Succop	K			3	14%

2015 TENNESSEE TITANS REGULAR SEASON STATISTICS

Won 1, Lost 5

Date	W-L	Score	OT	Opponent	Attendance
09/13	W	42-14		at Tampa Bay	63,945
09/20	L	14-28		at Cleveland	67,431
09/27	L	33-35		Indianapolis	65,920
10/11	L	13-14		Buffalo	65,670
10/18	L	10-38		Miami	62,342
10/25	L	7-10		Atlanta	63,329
11/01				at Houston	
11/08				at New Orleans	
11/15				Carolina	
11/19				at Jacksonville	
11/29				Oakland	
12/06				Jacksonville	
12/13				at New York Jets	
12/20				at New England	
12/27				Houston	
01/03				at Indianapolis	

Statistic	Tenn.	Opp.
Total First Downs	123	109
Rushing	33	45
Passing	78	56
Penalty	12	8
3rd Down: Made/Att	23/70	25/71
3rd Down Pct.	32.9	35.2
4th Down: Made/Att	4/6	3/8
4th Down Pct.	66.7	37.5
Possession Avg.	31:46	28:14
Total Net Yards	1958	1946
Avg. Per Game	326.3	324.3
Total Plays	376	348
Avg. Per Play	5.2	5.6
Net Yards Rushing	615	775
Avg. Per Game	102.5	129.2
Total Rushes	151	170
Net Yards Passing	1343	1171
Avg. Per Game	223.8	195.2
Sacked/Yards Lost	21/146	15/101
Gross Yards	1489	1272
Att./Completions	204/130	163/97
Completion Pct.	63.7	59.5
Had Intercepted	7	8
Punts/Average	31/44.5	29/48.9
Net Punting Avg.	31/36.5	29/43.6
Penalties/Yards	44/364	49/420
Fumbles/Ball Lost	9/6	8/1
Touchdowns	15	19
Rushing	4	6
Passing	10	10
Returns	1	3

Score By Periods	Q1	Q2	Q3	Q4	OT	PTS
Team	24	34	45	16	0	119
Opponents	31	31	21	56	0	139

Scoring	TD	Rush	Rec	Ret	K-PAT	FG	S	PTS
Succop	0	0	0	0	14/14	5/5	0	29
Wright	3	0	3	0			0	18
Andrews	2	2	0	0			0	12
Green-Beckham	2	0	2	0			0	12
Sankey	2	1	1	0			0	12
Douglas	1	0	1	0			0	6
Fasano	1	0	1	0			0	6
Fowler	1	1	0	0			0	6
McCluster	1	0	1	0			0	6
Sensabaugh	1	0	0	1			0	6
Walker	1	0	1	0			0	6
Team	15	4	10	1	14/14	5/5	0	119
Opponents	19	6	10	3	19/19	2/3	0	139

2-Pt Conv: TM 0-1, OPP 0-0

Passing	Att	Cmp	Yds	Cmp%	Yds/Att	TD	TD%	Int	Int%	Long	Sack/Lost	Rating
Mariota	161	103	1239	64.0	7.70	9	5.6	5	3.1	52t	19/129	93.2
Mettenberger	43	27	250	62.8	5.81	1	2.3	2	4.7	23	2/17	67.0
Team	204	130	1489	63.7	7.30	10	4.9	7	3.4	52t	21/146	87.6
Opponents	163	97	1272	59.5	7.80	10	6.1	8	4.9	60t	15/101	84.2

Rushing	No.	Yds	Avg	Long	TD
McCluster	35	176	5.0	44	0
Sankey	39	159	4.1	16	1
Andrews	38	138	3.6	17	2
Mariota	10	72	7.2	22	0
West	16	51	3.2	12	0
Wright	2	14	7.0	13	0
Fowler	5	12	2.4	3	1
Mettenberger	5	-1	-2.4	4	0
Douglas	1	-6	-6.0	-6	0
Team	151	615	4.1	44	4
Opponents	170	775	4.6	26	6

Receiving	No.	Yds	Avg	Long	TD
Walker	29	299	10.3	25	1
Wright	24	322	13.4	52t	3
McCluster	15	126	8.4	35	1
Hunter	13	183	14.1	29	0
Fasano	12	150	12.5	33	1
Douglas	9	81	9.0	20	1
Sankey	8	73	9.1	20	1
Green-Beckham	6	92	15.3	32	2
Andrews	5	59	11.8	23	0
Stevens	4	43	10.8	27	0
Coffman	4	42	10.5	16	0
Fowler	1	19	19.0	19	0
Team	130	1489	11.5	52t	10
Opponents	97	1272	13.1	60t	10

Interceptions	No.	Yds	Avg	Long	TD
Sensabaugh	2	42	21.0	26t	1
Brown	1	45	45.0	45	0
Griffin	1	29	29.0	29	0
Cox	1	27	27.0	27	0
Bass	1	8	8.0	8	0
Mount	1	8	8.0	8	0
Williamson	1	0	0.0	0	0
Team	8	159	19.9	45	1
Opponents	7	146	20.9	69t	2

Punting	No.	Yds	Avg	Net	TB	In	Lg	B
Kern	31	1380	44.5	36.5	1	14	61	0
Team	31	1380	44.5	36.5	1	14	61	0
Opponents	29	1418	48.9	43.6	1	7	65	0

Punt Returns	Ret	FC	Yds	Avg	Long	TD
McCluster	15	10	134	8.9	26	0
Team	15	10	134	8.9	26	0
Opponents	13	10	229	17.6	78t	1

Kickoff Returns	No.	Yds	Avg	Long	TD
Sankey	7	156	22.3	34	0
McCluster	1	20	20.0	20	0
Team	8	176	22.0	34	0
Opponents	8	211	26.4	32	0

Field Goals	1-19	20-29	30-39	40-49	50+
Succop	0/0	2/2	2/2	1/1	0/0
Team	0/0	2/2	2/2	1/1	0/0
Opponents	0/0	1/1	1/1	0/1	0/0

Succop: () () (38G,21G) (21G,41G) (37G) ()

OPP: () () () (30G) (27G,47N)

Sacks: Morgan 4.5, Casey 3.5, Orakpo 2, Woodyard 2, Blackson 1, Klug 1, Williamson 1, TM 15, OPP 21

FUM/Lost: Mariota 5/4, West 2/2, Mettenberger 1/0, Sankey 1/0

TITANS DROP SIXTH STRAIGHT WITH 20-6 LOSS TO TEXANS

BY KRISTIE RIEKEN
THE ASSOCIATED PRESS
NOVEMBER 2, 2015

HOUSTON (AP) — Tennessee's sixth straight loss has the Titans searching for a way to fix their stagnant offense.

Brian Hoyer threw for 235 yards and two touchdowns and Houston tied a franchise record with seven sacks to help the Texans to a 20-6 win over the mistake-prone Titans on Sunday.

The Titans (1-6) had three turnovers and haven't won since beating Tampa Bay in the opener.

"It's hard when you lose one game, much less what's happened the last six," Tennessee coach Ken Whisenhunt said. "Our defense is playing really well. That gives you a chance. Got to fix (those) special teams mistakes and do a better job offensively."

Zach Mettenberger threw for 171 yards with an interception in his second straight start in place of rookie Marcus Mariota, who is out with a knee injury. Mettenberger was hurried and harassed all day to remain winless in eight career starts, with three against the Texans.

Mettenberger talked about what the Titans can do to limit sacks.

"It's a combination of things: I've got to get the ball out of my hand and we have to win our 1-on-1's up front. We tried to do a lot of things, but obviously, just poor execution on that part."

A 21-yard touchdown reception by DeAndre Hopkins put Houston on top in the second quarter and the Texans (3-5) didn't trail after that. Nate Washington's 42-yard TD catch extended the lead to 17-6 in the third.

The Texans rebounded from an embarrassing 44-26 loss to the Dolphins despite playing without Arian Foster, who suffered a season-ending Achilles tendon injury in that game. The win leaves them second in the AFC South and they could be tied for the division lead if the Colts lose to the Panthers on Monday night.

Alfred Blue started in place of Foster and had 40 yards rushing and 33 yards receiving.

Whitney Mercilus had a career-high 3 1/2 sacks and J.J. Watt tied a career high with nine quarterback hits and added 2 1/2 sacks, including one where he caused a fumble that the Texans recovered early in the fourth quarter.

Tennessee left tackle Taylor Lewan lamented what he called one of the worst games of his life.

"This offense needs to play better," he said. "This offensive line needs to take responsibility for its actions. I need to take responsibility for mine."

Tight end Delanie Walker said the team is frustrated by how the season is going.

"We have to just stick together," he said. "It's almost sad to say, but losing games like this can split a team up. We'll see where our minds are ... being strong and staying together and not pointing fingers."

A 24-yard field goal after that fumble pushed Houston's lead to 20-6.

Hopkins, who entered the day as the NFL's leading receiver had eight catches for 94 yards. He now has 2,882 yards receiving in his career to pass Andre Johnson for most yards receiving in franchise history in a player's first three seasons.

A 44-yard field goal cut the lead to 10-6 midway through the third quarter.

Hopkins caught four passes on a drive that ended with a 42-yard

touchdown reception by Washington to push the lead to 17-6 with about four minutes left in the third.

Houston outside linebacker Jadeveon Clowney injured his back in the first quarter and returned to the game twice before leaving for good in the second quarter.

The Texans took a 7-3 lead when Hopkins jumped and reached over Jason McCourty to grab a 21-yard touchdown reception early in the second quarter.

Eddie Pleasant recovered a fumble on the ensuing kickoff to give Houston the ball back. But the offense stalled and the Texans settled for a 38-yard field goal that made it 10-3.

The Titans led 3-0 early after Ryan Succop made a 35-yard field goal on their opening drive.

Houston rookie first-round pick Kevin Johnson had his first career interception and likely saved a touchdown with a hard hit on Kendall Wright after a catch in the third quarter.

NOTES: Texans left tackle Duane Brown left in the second half to be evaluated for a concussion. ... Houston S Kurtis Drummond suffered a concussion. ... Wright injured his right knee in the third quarter and didn't return.

###

Texans Vs. Titans

National Football League Game Summary

NFL Copyright © 2015 by The National Football League. All rights reserved. This summary and play-by-play is for the express purpose of assisting media in their coverage of the game; any other use of this material is prohibited without the written permission of the National Football League. Updated: 11/3/2015

Date: Sunday, 11/1/2015	Tennessee Titans at Houston Texans	Start Time: 12:02 PM CST
at NRG Stadium, Houston, TX		
Game Day Weather		
Game Weather: Rainy	Temp: 70° F (21.1° C) Humidity: 86%, Wind: S 0 mph	
Played Retractable Roof on Turf: Artificial	Outdoor Weather: Rainy, Wind Chill: 70	

Officials		
Referee: Blakeman, Clete (34)	Umpire: Stritesky, Bruce (102)	Head Linesman: Cruz, Hugo (94)
Line Judge: Johnson, Carl (101)	Side Judge: Larrew, Joe (73)	Field Judge: Brown, Terry (43)
Back Judge: Patrick, Steve (17)	Replay Official: Reels, Richard ()	

Tennessee Titans			Houston Texans		
Offense		Defense	Offense		Defense
WR 15 J.Hunter	DE 90 D.Jones	WR 10 D.Hopkins	RDE 99 J.Watt	
TE 88 C.Stevens	NT 96 A.Woods		LT 76 D.Brown	NT 75 V.Wilfork	
LT 77 T.Lewan	DT 99 J.Casey		LG 78 O.Aboushi	LDE 93 J.Crick	
LG 76 B.Bell	OLB 91 D.Morgan		C 60 B.Jones	SAM 51 J.Simon	
C 78 J.Looney	ILB 59 W.Woodyard		RG 79 B.Brooks	MIKE 56 B.Cushing	
RG 70 C.Warmack	ILB 54 A.Williamson		RT 72 D.Newton	WILL 53 M.Bullough	
RT 73 J.Poutasi	OLB 98 B.Orakpo		TE 87 C.Fiedorowicz	JACK 90 J.Clowney	
TE 80 A.Fasano	CB 25 B.Wreh-Wilson		WR 85 N.Washington	LCB 30 K.Johnson	
WR 13 K.Wright	SS 21 D.Searcy		QB 7 B.Hoyer	RCB 24 J.Joseph	
QB 7 Z.Mettenberger	CB 24 C.Sensabaugh		WR 12 K.Mumphery	FS 29 A.Hal	
RB 26 A.Andrews	CB 30 J.McCourty		RB 28 A.Blue	SS 27 Q.Demps	

Substitutions			Substitutions		
K 4 R.Succop, P 6 B.Kern, WR 17 D.Green-Beckham, RB 20 B.Sankey, RB 22 D.McCluster, DB 28 M.Huff, FS 33 M.Griffin, CB 37 C.Riggs, S 39 D.Stafford, FB 45 J.Fowler, LS 48 B.Brinkley, DE 51 D.Bass, LB 52 S.Johnson, LB 55 Z.Brown, DE 57 J.Staples, T/G 79 J.Meredith, WR 81 R.Richardson, TE 82 D.Walker, TE 89 P.Supernaw, NT 94 S.Hill, DE 95 A.Blackson, DL 97 K.Klug			K 8 N.Novak, P 9 S.Lechler, WR 11 J.Strong, DB 20 J.Rolle, DB 21 D.Morris, RB 22 C.Polk, DB 31 C.James, DB 34 A.Bouye, DB 35 E.Pleasant, S 40 K.Drummond, RB 41 J.Grimes, RB 45 J.Prosch, LS 46 J.Weeks, LB 52 B.Peters, LB 57 J.Tuggle, LB 59 W.Mercilus, T 63 K.Lamm, T 74 C.Clark, TE 88 G.Graham, DT 92 B.Dunn, DT 95 C.Covington		
Did Not Play			Did Not Play		
QB 12 C.Whitehurst, C/G 69 A.Gallik			QB 6 T.Yates, G 71 X.Su'a-Filo, DE 97 J.Pagan		
Not Active			Not Active		
QB 8 M.Mariota, CB 29 P.Cox, RB 35 T.West, G 60 Q.Spain, WR 83 H.Douglas, DE 92 R.Pitoitua, DL 93 M.Martin			WR 18 C.Shorts, CB 25 K.Jackson, DB 26 R.Moore, LB 48 K.Brown, LB 50 A.Dent, LB 55 B.McKinney, C 65 G.Mancz		

Field Goals (made () & missed)						
R.Succop	(35) (44)	N.Novak	(38) (24)			
		1	2	3	4	OT
VISITOR:	Tennessee Titans	3	0	3	0	Total
HOME:	Houston Texans	0	10	7	3	6
						20

Scoring Plays					
Team	Qtr	Time	Play Description (Extra Point) (Drive Info)	Visitor	Home
Titans	1	9:05	R.Succop 35 yd. Field Goal (10-59, 4:46)	3	0
Texans	2	14:04	D.Hopkins 21 yd. pass from B.Hoyer (N.Novak kick) (5-54, 1:28)	3	7
Texans	2	11:34	N.Novak 38 yd. Field Goal (4-4, 2:21)	3	10
Titans	3	5:54	R.Succop 44 yd. Field Goal (6-44, 3:09)	6	10
Texans	3	3:38	N.Washington 42 yd. pass from B.Hoyer (N.Novak kick) (6-80, 2:16)	6	17
Texans	4	12:33	N.Novak 24 yd. Field Goal (4-4, 1:16)	6	20
Paid Attendance: 71,630				Time: 2:56	

Final Team Statistics

	Visitor Titans	Home Texans
TOTAL FIRST DOWNS	15	14
By Rushing	3	1
By Passing	9	11
By Penalty	3	2
THIRD DOWN EFFICIENCY	1-12-8%	4-15-27%
FOURTH DOWN EFFICIENCY	0-1-0%	0-1-0%
TOTAL NET YARDS	211	270
Total Offensive Plays (inc. times thrown passing)	58	61
Average gain per offensive play	3.6	4.4
NET YARDS RUSHING	86	56
Total Rushing Plays	20	23
Average gain per rushing play	4.3	2.4
Tackles for a loss-number and yards	2-3	0-0
NET YARDS PASSING	125	214
Times thrown - yards lost attempting to pass	7-46	3-21
Gross yards passing	171	235
PASS ATTEMPTS-COMPLETIONS-HAD INTERCEPTED	31-22-1	35-23-0
Avg gain per pass play (inc.# thrown passing)	3.3	5.6
KICKOFFS Number-In End Zone-Touchbacks	3-3-2	5-5-1
PUNTS Number and Average	7-49.9	8-50.9
Had Blocked	0	0
FGs - PATs Had Blocked	0-0	0-0
Net Punting Average	45.9	40.5
TOTAL RETURN YARDAGE (Not Including Kickoffs)	63	50
No. and Yards Punt Returns	5-63	3-28
No. and Yards Kickoff Returns	4-97	1-29
No. and Yards Interception Returns	0-0	1-22
PENALTIES Number and Yards	6-45	7-85
FUMBLES Number and Lost	2-2	0-0
TOUCHDOWNS	0	2
Rushing	0	0
Passing	0	2
EXTRA POINTS Made-Attempts	0-0	2-2
Kicking Made-Attempts	0-0	2-2
FIELD GOALS Made-Attempts	2-2	2-2
RED ZONE EFFICIENCY	0-1-0%	0-1-0%
GOAL TO GO EFFICIENCY	0-0-0%	0-1-0%
SAFETIES	0	0
FINAL SCORE	6	20
TIME OF POSSESSION	31:08	28:52

Final Individual Statistics

Tennessee Titans									Houston Texans																									
RUSHING						RUSHING						RUSHING																						
	ATT	YDS	AVG	LG	TD		ATT	YDS	AVG	LG	TD		ATT	YDS	AVG	LG	TD																	
A.Andrews	16	64	4.0	28	0	A.Blue	14	39	2.8	8	0	A.Blue	14	39	2.8	8	0																	
D.McCluster	3	15	5.0	7	0	C.Polk	8	18	2.3	5	0	C.Polk	8	18	2.3	5	0																	
K.Wright	1	7	7.0	7	0	B.Hoyer	1	-1	-1.0	-1	0	B.Hoyer	1	-1	-1.0	-1	0																	
Total	20	86	4.3	28	0	Total	23	56	2.4	8	0	Total	23	56	2.4	8	0																	
PASSING									PASSING									PASSING																
	ATT	CMP	YDS	SK/YD	TD	LG	IN	RT		ATT	CMP	YDS	SK/YD	TD	LG	IN	RT		ATT	CMP	YDS	SK/YD	TD	LG	IN	RT								
Z.Mettenberger	31	22	171	7/46	0	18	1	70.8	B.Hoyer	35	23	235	3/21	2	42	0	103.9	B.Hoyer	35	23	235	3/21	2	42	0	103.9								
Total	31	22	171	7/46	0	18	1	70.8	Total	35	23	235	3/21	2	42	0	103.9	Total	35	23	235	3/21	2	42	0	103.9								
PASS RECEIVING									PASS RECEIVING									PASS RECEIVING																
	TAR	REC	YDS	AVG	LG	TD		TAR	REC	YDS	AVG	LG	TD		TAR	REC	YDS	AVG	LG	TD		TAR	REC	YDS	AVG	LG	TD							
D.Walker	6	6	62	10.3	15	0	D.Hopkins	11	8	94	11.8	21	1	D.Hopkins	11	8	94	11.8	21	1	D.Hopkins	11	8	94	11.8	21	1							
D.McCluster	6	4	23	5.8	9	0	A.Blue	5	5	33	6.6	9	0	A.Blue	5	5	33	6.6	9	0	A.Blue	5	5	33	6.6	9	0							
K.Wright	7	4	21	5.3	18	0	N.Washington	6	4	74	18.5	42	1	N.Washington	6	4	74	18.5	42	1	N.Washington	6	4	74	18.5	42	1							
A.Andrews	3	3	18	6.0	10	0	C.Fiedorowicz	2	2	15	7.5	14	0	C.Fiedorowicz	2	2	15	7.5	14	0	C.Fiedorowicz	2	2	15	7.5	14	0							
J.Hunter	3	2	17	8.5	10	0	J.Grimes	3	2	12	6.0	12	0	J.Grimes	3	2	12	6.0	12	0	J.Grimes	3	2	12	6.0	12	0							
D.Green-Beckham	2	1	12	12.0	12	0	C.Polk	2	1	4	4.0	4	0	C.Polk	2	1	4	4.0	4	0	C.Polk	2	1	4	4.0	4	0							
C.Stevens	1	1	9	9.0	9	0	K.Mumphery	2	1	3	3.0	3	0	K.Mumphery	2	1	3	3.0	3	0	K.Mumphery	2	1	3	3.0	3	0							
A.Fasano	1	1	9	9.0	9	0	J.Strong	2	0	0	0.0	0	0	J.Strong	2	0	0	0.0	0	0	J.Strong	2	0	0	0.0	0	0							
R.Richardson	2	0	0	0.0	0	0	G.Graham	1	0	0	0.0	0	0	G.Graham	1	0	0	0.0	0	0	G.Graham	1	0	0	0.0	0	0							
Total	31	22	171	7.8	18	0	Total	34	23	235	10.2	42	2	Total	34	23	235	10.2	42	2	Total	34	23	235	10.2	42	2							
INTERCEPTIONS									INTERCEPTIONS									INTERCEPTIONS																
	NO	YDS	AVG	LG	TD		NO	YDS	AVG	LG	TD		NO	YDS	AVG	LG	TD		NO	YDS	AVG	LG	TD		NO	YDS	AVG	LG	TD					
Total	0	0	0	0	0	K.Johnson	1	22	22.0	22	0	K.Johnson	1	22	22.0	22	0	K.Johnson	1	22	22.0	22	0	K.Johnson	1	22	22.0	22	0					
						Total	1	22	22.0	22	0	Total	1	22	22.0	22	0	Total	1	22	22.0	22	0	Total	1	22	22.0	22	0					
PUNTING									PUNTING									PUNTING																
	NO	YDS	AVG	NET	TB	IN20	LG		NO	YDS	AVG	NET	TB	IN20	LG		NO	YDS	AVG	NET	TB	IN20	LG		NO	YDS	AVG	NET	TB	IN20	LG			
B.Kern	7	349	49.9	45.9	0	3	60	S.Lechler	8	407	50.9	40.5	1	2	60	S.Lechler	8	407	50.9	40.5	1	2	60	S.Lechler	8	407	50.9	40.5	1	2	60			
Total	7	349	49.9	45.9	0	3	60	Total	8	407	50.9	40.5	1	2	60	Total	8	407	50.9	40.5	1	2	60	Total	8	407	50.9	40.5	1	2	60			
PUNT RETURNS									PUNT RETURNS									PUNT RETURNS																
	NO	YDS	AVG	FC	LG	TD		NO	YDS	AVG	FC	LG	TD		NO	YDS	AVG	FC	LG	TD		NO	YDS	AVG	FC	LG	TD		NO	YDS	AVG	FC	LG	TD
D.McCluster	5	63	12.6	1	37	0	K.Mumphery	3	28	9.3	3	10	0	K.Mumphery	3	28	9.3	3	10	0	K.Mumphery	3	28	9.3	3	10	0	K.Mumphery	3	28	9.3	3	10	0
[DOWNED]	1	0	0.0	0	0	0	[OUT OF BOUNDS]	1	0	0.0	0	0	0	[OUT OF BOUNDS]	1	0	0.0	0	0	0	[OUT OF BOUNDS]	1	0	0.0	0	0	0	[OUT OF BOUNDS]	1	0	0.0	0	0	0
[TOUCHBACK]	1	0	0.0	0	0	0																												
Total	5	63	12.6	1	37	0	Total	3	28	9.3	3	10	0	Total	3	28	9.3	3	10	0	Total	3	28	9.3	3	10	0	Total	3	28	9.3	3	10	0
KICKOFF RETURNS									KICKOFF RETURNS									KICKOFF RETURNS																
	NO	YDS	AVG	FC	LG	TD		NO	YDS	AVG	FC	LG	TD		NO	YDS	AVG	FC	LG	TD		NO	YDS	AVG	FC	LG	TD		NO	YDS	AVG	FC	LG	TD
D.McCluster	2	61	30.5	0	32	0	K.Mumphery	1	29	29.0	0	29	0	K.Mumphery	1	29	29.0	0	29	0	K.Mumphery	1	29	29.0	0	29	0	K.Mumphery	1	29	29.0	0	29	0
B.Sankey	2	36	18.0	0	23	0	[TOUCHBACK]	2	0	0.0	0	0	0	[TOUCHBACK]	2	0	0.0	0	0	0	[TOUCHBACK]	2	0	0.0	0	0	0	[TOUCHBACK]	2	0	0.0	0	0	0
[TOUCHBACK]	1	0	0.0	0	0	0																												
Total	4	97	24.3	0	32	0	Total	1	29	29.0	0	29	0	Total	1	29	29.0	0	29	0	Total	1	29	29.0	0	29	0	Total	1	29	29.0	0	29	0

Tennessee Titans

FUMBLES	FUM	LOST	OWN-REC	YDS	TD	FORCED	OPP-REC	YDS	TD	OUT-BDS
Z.Mettenberger	1	1	0	0	0	0	0	0	0	0
B.Sankey	1	1	0	0	0	0	0	0	0	0
Total	2	2	0	0	0	0	0	0	0	0

Houston Texans

FUMBLES	FUM	LOST	OWN-REC	YDS	TD	FORCED	OPP-REC	YDS	TD	OUT-BDS
K.Drummond	0	0	0	0	0	1	0	0	0	0
J.Watt	0	0	0	0	0	1	0	0	0	0
J.Crick	0	0	0	0	0	0	1	0	0	0
E.Pleasant	0	0	0	0	0	0	1	0	0	0
Total	0	0	0	0	0	2	2	0	0	0

Play By Play

First Quarter

11/1/2015

TEN wins the coin toss and elects to defer. HST elects to Receive, and TEN elects to defend the north goal.

R.Succop kicks 71 yards from TEN 35 to HST -6. K.Mumphery to HST 23 for 29 yards (B.Wreh-Wilson, D.Bass).

Houston Texans at 15:00, (1st play from scrimmage 14:54)

- 1-10-HST 23 (14:54) (Shotgun) B.Hoyer pass incomplete short middle to D.Hopkins (D.Morgan).
- 2-10-HST 23 (14:49) (Shotgun) B.Hoyer pass short right to A.Blue pushed ob at HST 29 for 6 yards (M.Griffin).
- 3-4-HST 29 (14:10) (Shotgun) B.Hoyer pass incomplete short left to N.Washington.
- 4-4-HST 29 (14:03) S.Lechler punts 52 yards to TEN 19, Center-J.Weeks. D.McCluster to TEN 24 for 5 yards (J.Tuggle).

Tennessee Titans at 13:51

- 1-10-TEN 24 (13:51) A.Andrews up the middle to TEN 33 for 9 yards (A.Hal).
- 2-1-TEN 33 (13:15) Z.Mettenberger pass short right to K.Wright pushed ob at TEN 37 for 4 yards (J.Simon) [B.Cushing]. P1
- PENALTY on HST-B.Cushing, Roughing the Passer, 15 yards, enforced at TEN 37. X2
- 1-10-HST 48 (12:52) D.McCluster up the middle to HST 41 for 7 yards (Q.Demps).
- 2-3-HST 41 (12:11) (Shotgun) A.Andrews up the middle to HST 39 for 2 yards (J.Simon).
- 3-1-HST 39 (11:36) Z.Mettenberger pass short right to D.Walker pushed ob at HST 33 for 6 yards (B.Cushing). P3
- 1-10-HST 33 (11:00) (Shotgun) Z.Mettenberger pass short middle to D.Green-Beckham to HST 21 for 12 yards (M.Bullough). P4
- 1-10-HST 21 (10:24) A.Andrews right end to HST 19 for 2 yards (B.Cushing).
- 2-8-HST 19 (9:58) A.Andrews left guard to HST 17 for 2 yards (M.Bullough; B.Cushing).
- 3-6-HST 17 (9:14) (Shotgun) Z.Mettenberger pass incomplete short right to D.McCluster [J.Watt].
- 4-6-HST 17 (9:09) R.Succop 35 yard field goal is GOOD, Center-B.Brinkley, Holder-B.Kern.

TEN 3 HST 0, 10 plays, 59 yards, 1 penalty, 4:46 drive, 5:55 elapsed
--

R.Succop kicks 65 yards from TEN 35 to end zone, Touchback.

Houston Texans at 9:05

- 1-10-HST 20 (9:05) A.Blue left tackle to HST 21 for 1 yard (M.Griffin).
- 2-9-HST 21 (8:34) B.Hoyer pass short middle to A.Blue to HST 27 for 6 yards (C.Sensabaugh; Z.Brown).
- 3-3-HST 27 (7:59) (Shotgun) B.Hoyer pass incomplete short left to J.Grimes.
- 4-3-HST 27 (7:54) S.Lechler punts 57 yards to TEN 16, Center-J.Weeks. D.McCluster to TEN 20 for 4 yards (J.Simon).

Tennessee Titans at 7:41

- 1-10-TEN 20 (7:41) A.Andrews left tackle to TEN 22 for 2 yards (J.Crick).
- 2-8-TEN 22 (7:05) (Shotgun) A.Andrews right guard to TEN 28 for 6 yards (Q.Demps; J.Clowney). HST-J.Clowney was injured during the play. His return is Questionable.
- 3-2-TEN 28 (6:34) (Shotgun) A.Andrews left guard to TEN 28 for no gain (J.Watt, J.Crick).
- 4-2-TEN 28 (5:52) B.Kern punts 59 yards to HST 13, Center-B.Brinkley. K.Mumphery to HST 23 for 10 yards (M.Huff; B.Brinkley).

Houston Texans at 5:39

- 1-10-HST 23 (5:39) (Shotgun) B.Hoyer pass short left to D.Hopkins pushed ob at HST 36 for 13 yards (C.Sensabaugh). P1
- Penalty on TEN-C.Sensabaugh, Defensive Holding, declined.
- 1-10-HST 36 (5:27) C.Polk right tackle to HST 39 for 3 yards (Z.Brown; D.Jones).
- 2-7-HST 39 (4:58) C.Polk right tackle to HST 41 for 2 yards (D.Jones).
- 3-5-HST 41 (4:18) (Shotgun) B.Hoyer pass short middle to N.Washington to HST 47 for 6 yards (Z.Brown). P2
- 1-10-HST 47 (3:46) B.Hoyer pass incomplete deep left to J.Strong.
- 2-10-HST 47 (3:39) (Shotgun) C.Polk up the middle to TEN 48 for 5 yards (M.Griffin).
- 3-5-TEN 48 (3:04) (Shotgun) B.Hoyer pass incomplete short left to N.Washington.
- Penalty on HST-D.Newton, Illegal Formation, declined.
- 4-5-TEN 48 (2:58) S.Lechler punts 42 yards to TEN 6, Center-J.Weeks, downed by HST-C.James.

Tennessee Titans at 2:47

- 1-10-TEN 6 (2:47) A.Andrews right tackle to TEN 7 for 1 yard (B.Cushing, Q.Demps).
- 2-9-TEN 7 (2:04) A.Andrews right tackle to TEN 5 for -2 yards (W.Mercilus).
- 3-11-TEN 5 (1:19) (Shotgun) Z.Mettenberger pass short left to A.Andrews pushed ob at TEN 5 for no gain (K.Drummond).
- 4-11-TEN 5 (:45) B.Kern punts 59 yards to HST 36, Center-B.Brinkley. K.Mumphery to HST 46 for 10 yards (M.Huff).

Houston Texans at 0:32

- 1-10-HST 46 (:32) B.Hoyer pass incomplete short middle to C.Polk [J.Casey].
- 2-10-HST 46 (:26) (Shotgun) B.Hoyer pass short left to C.Polk to 50 for 4 yards (D.Searcy).

Tennessee Titans vs Houston Texans at NRG Stadium								
END OF QUARTER	Score	Time Poss	First Downs				Efficiencies	
			R	P	X	T	3 Down	4 Down
Tennessee Titans	3	9:03	0	3	1	4	1/4	0/0
Houston Texans	0	5:57	0	2	0	2	1/4	0/0

Second Quarter

11/1/2015

Play By Play

Houston Texans continued.

3-6-50	(15:00) (Shotgun) B.Hoyer pass short right to N.Washington pushed ob at TEN 35 for 15 yards (B.Wreh-Wilson).	P3
<u>1-10-TEN 35</u>	(14:42) B.Hoyer pass short right to C.Fiedorowicz to TEN 21 for 14 yards (D.Searcy; M.Griffin).	P4
<u>1-10-TEN 21</u>	(14:11) B.Hoyer pass deep left to D.Hopkins for 21 yards, TOUCHDOWN.	P5
N.Novak extra point is GOOD, Center-J.Weeks, Holder-S.Lechler.		

TEN 3 HST 7, 5 plays, 54 yards, 1:28 drive, 0:56 elapsed

N.Novak kicks 71 yards from HST 35 to TEN -6. B.Sankey to TEN 17 for 23 yards (K.Drummond). FUMBLES (K.Drummond), RECOVERED by HST-E.Pleasant at TEN 24. E.Pleasant to TEN 24 for no gain (J.Fowler). HST-K.Drummond was injured during the play. He is Out.
Houston Texans at 13:55

1-10-TEN 24	(13:55) PENALTY on HST-B.Jones, False Start, 5 yards, enforced at TEN 24 - No Play.	
1-15-TEN 29	(13:55) A.Blue up the middle to TEN 28 for 1 yard (W.Woodyard).	
2-14-TEN 28	(13:18) PENALTY on TEN-D.Jones, Encroachment, 5 yards, enforced at TEN 28 - No Play.	
2-9-TEN 23	(13:02) (Shotgun) B.Hoyer pass short right to J.Grimes to TEN 23 for no gain (M.Griffin).	
3-9-TEN 23	(12:19) (Shotgun) B.Hoyer pass short left to K.Mumphery to TEN 20 for 3 yards (C.Sensabaugh).	
4-6-TEN 20	(11:39) N.Novak 38 yard field goal is GOOD, Center-J.Weeks, Holder-S.Lechler.	

TEN 3 HST 10, 4 plays, 4 yards, 1 penalty, 2:21 drive, 3:26 elapsed

N.Novak kicks 69 yards from HST 35 to TEN -4. B.Sankey to TEN 9 for 13 yards (E.Pleasant).
Tennessee Titans at 11:34, (1st play from scrimmage 11:28)

1-10-TEN 9	(11:28) A.Andrews left end to TEN 8 for -1 yards (K.Johnson).	
2-11-TEN 8	(10:46) D.McCluster left end pushed ob at TEN 14 for 6 yards (K.Johnson).	
3-5-TEN 14	(10:06) (Shotgun) Z.Mettenberger pass incomplete deep middle to J.Hunter (J.Joseph).	
4-5-TEN 14	(9:58) B.Kern punts 60 yards to HST 26, Center-B.Brinkley. K.Mumphery to HST 34 for 8 yards (J.Staples, M.Huff).	

Houston Texans at 9:45

1-10-HST 34	(9:45) A.Blue right tackle to HST 34 for no gain (D.Jones; D.Morgan).	
2-10-HST 34	(9:14) B.Hoyer pass short right to A.Blue to HST 40 for 6 yards (J.McCourty).	
3-4-HST 40	(8:35) (Shotgun) B.Hoyer pass incomplete short left to N.Washington (C.Sensabaugh).	
	PENALTY on TEN-C.Sensabaugh, Defensive Holding, 5 yards, enforced at HST 40 - No Play.	X6
<u>1-10-HST 45</u>	(8:29) A.Blue up the middle to 50 for 5 yards (A.Williamson; D.Jones).	
	PENALTY on HST-B.Jones, Offensive Holding, 10 yards, enforced at HST 45 - No Play.	
1-20-HST 35	(8:01) (Shotgun) A.Blue up the middle to HST 35 for no gain (B.Wreh-Wilson).	
	PENALTY on HST-B.Brooks, Offensive Holding, 10 yards, enforced at HST 35 - No Play.	
1-30-HST 25	(7:32) (Shotgun) B.Hoyer pass short right to A.Blue pushed ob at HST 31 for 6 yards (M.Griffin).	
2-24-HST 31	(6:57) (Shotgun) B.Hoyer pass short right to A.Blue to HST 40 for 9 yards (J.McCourty; M.Griffin).	
3-15-HST 40	(6:16) (Shotgun) B.Hoyer pass short right to J.Grimes to TEN 48 for 12 yards (C.Sensabaugh; J.McCourty).	
4-3-TEN 48	(5:43) S.Lechler punts 48 yards to end zone, Center-J.Weeks, Touchback.	

Tennessee Titans at 5:32

1-10-TEN 20	(5:32) (Shotgun) Z.Mettenberger pass short middle to D.McCluster to TEN 29 for 9 yards (W.Mercilus) [J.Watt].	
2-1-TEN 29	(4:52) Z.Mettenberger sacked at TEN 21 for -8 yards (W.Mercilus).	
	PENALTY on HST-W.Mercilus, Roughing the Passer, 15 yards, enforced at TEN 29 - No Play.	X5
<u>1-10-TEN 44</u>	(4:30) K.Wright right end to HST 49 for 7 yards (J.Simon).	
2-3-HST 49	(3:55) Z.Mettenberger pass incomplete deep left to K.Wright.	
	Timeout #1 by TEN at 03:47.	
3-3-HST 49	(3:47) (Shotgun) Z.Mettenberger pass incomplete short middle to K.Wright [J.Watt].	
4-3-HST 49	(3:42) B.Kern punts 39 yards to HST 10, Center-B.Brinkley, fair catch by K.Mumphery.	

Houston Texans at 3:34

1-10-HST 10	(3:34) (Shotgun) C.Polk up the middle to HST 13 for 3 yards (D.Stafford).	
2-7-HST 13	(2:57) C.Polk right end to HST 13 for no gain (B.Orakpo).	
	Timeout #1 by HST at 02:11.	
3-7-HST 13	(2:11) (Shotgun) B.Hoyer sacked at HST 5 for -8 yards (K.Klug).	
	Timeout #2 by TEN at 02:05.	
4-15-HST 5	(2:05) S.Lechler punts 60 yards to TEN 35, Center-J.Weeks. D.McCluster pushed ob at HST 28 for 37 yards.	

Tennessee Titans vs Houston Texans at NRG Stadium

Two-Minute Warning

Tennessee Titans at 1:50

- 1-10-HST 28 (1:50) (Shotgun) Z.Mettenberger sacked at HST 34 for -6 yards (W.Mercilus).
- 2-16-HST 34 (1:10) (Shotgun) Z.Mettenberger pass short left to K.Wright to HST 32 for 2 yards (K.Johnson).
PENALTY on TEN-B.Bell, Unnecessary Roughness, 15 yards, enforced at HST 32.
- 3-29-HST 47 (:54) (Shotgun) Z.Mettenberger pass incomplete short middle to K.Wright (B.Cushing).
- 4-29-HST 47 (:49) B.Kern punts 36 yards to HST 11, Center-B.Brinkley, fair catch by K.Mumphery.

Houston Texans at 0:42

- 1-10-HST 11 (:42) (Shotgun) B.Hoyer sacked at HST 4 for -7 yards (B.Orakpo).
Timeout #3 by TEN at 00:32.
- 2-17-HST 4 (:32) B.Hoyer kneels to HST 3 for -1 yards.

END OF QUARTER

	Score	Time Poss	First Downs				Efficiencies	
			R	P	X	T	3 Down	4 Down
Tennessee Titans	3	5:04	0	0	1	1	0/3	0/0
Houston Texans	10	9:56	0	3	1	4	1/4	0/0

11/1/2015 at NRG Stadium

PERIOD SCORES

TIME OF POSSESSION

- Scoring Plays

	Tennessee Titans	Houston Texans
TOTAL FIRST DOWNS	5	6
First Downs Rushing-Passing-by Penalty	0 - 3 - 2	0 - 5 - 1
THIRD DOWN EFFICIENCY	1-7-14%	2-8-25%
TOTAL NET YARDS	68	120
Total Offensive Plays	25	31
NET YARDS RUSHING	41	14
NET YARDS PASSING	27	106
Gross Yards Passing	33	121
Times thrown-yards lost attempting to pass	1-6	2-15
Pass Attempts-Completions-Had Intercepted	11 - 6 - 0	20 - 14 - 0
Punts-Number and Average	5 - 50.6	5 - 51.8
Penalties-Number and Yards	3 - 25	5 - 55
Fumbles-Number and Lost	1 - 1	0 - 0
Red Zone Efficiency	0-1-0%	0-0-0%
Average Drive Start	TEN 25	HST 30

Tennessee Titans									Houston Texans												
RUSHING			ATT	YDS	AVG	LG	TD		RUSHING			ATT	YDS	AVG	LG	TD					
A.Andrews			10	21	2.1	9	0		C.Polk			5	13	2.6	5	0					
D.McCluster			2	13	6.5	7	0		A.Blue			3	2	0.7	1	0					
K.Wright			1	7	7.0	7	0		B.Hoyer			1	-1	-1.0	-1	0					
Total			13	41	3.2	9	0		Total			9	14	1.6	5	0					
PASSING			ATT	CMP	YDS	SK/YD	TD	LG	IN	RT	PASSING			ATT	CMP	YDS	SK/YD	TD	LG	IN	RT
Z.Mettenberger			11	6	33	1/6	0	12	0	60.0	B.Hoyer			20	14	121	2/15	1	21	0	102.3
Total			11	6	33	1/6	0	12	0	60.0	Total			20	14	121	2/15	1	21	0	102.3
PASS RECEIVING			TAR	REC	YDS	AVG	LG	TD		PASS RECEIVING			TAR	REC	YDS	AVG	LG	TD			
K.Wright			5	2	6	3.0	4	0		A.Blue			5	5	33	6.6	9	0			
D.Green-Beckham			1	1	12	12.0	12	0		D.Hopkins			3	2	34	17.0	21	1			
D.McCluster			2	1	9	9.0	9	0		N.Washington			4	2	21	10.5	15	0			
D.Walker			1	1	6	6.0	6	0		J.Grimes			3	2	12	6.0	12	0			
A.Andrews			1	1	0	0.0	0	0		C.Fiedorowicz			1	1	14	14.0	14	0			
J.Hunter			1	0	0	0.0	0	0		C.Polk			2	1	4	4.0	4	0			
										K.Mumphery			1	1	3	3.0	3	0			
										J.Strong			1	0	0	0.0	0	0			
Total			11	6	33	5.5	12	0		Total			20	14	121	8.6	21	1			

[illegible]

First Half Summary

Houston Texans	Regular Defensive Plays												Special Teams					Misc			
	TKL	AST	COMB	SK	/ YDS	TFL	QH	IN	PD	FF	FR	TKL	AST	FF	FR	BL	TKL	AST	FF	FR	
B.Cushing	3	1	4	0	0	0	1	0	1	0	0	0	0	0	0	0	0	0	0	0	
K.Johnson	3	0	3	0	0	1	0	0	0	0	0	0	0	0	0	0	0	0	0	0	
W.Mercilus	3	0	3	1	6	2	1	0	0	0	0	0	0	0	0	0	0	0	0	0	
J.Simon	3	0	3	0	0	0	0	0	0	0	0	0	1	0	0	0	0	0	0	0	
Total	12	1	13	1	6	3	2	0	1	0	0	0	1	0	0	0	0	0	0	0	

Third Quarter

11/1/2015

Play By Play

TEN elects to Receive, and HST elects to defend the North goal.

N.Novak kicks 69 yards from HST 35 to TEN -4. D.McCluster to TEN 25 for 29 yards (M.Bullough).

Tennessee Titans at 15:00, (1st play from scrimmage 14:54)

1-10-TEN 25	(14:54) Z.Mettenberger pass deep right to K.Wright to TEN 43 for 18 yards (J.Joseph).	P6
<u>1-10-TEN 43</u>	(14:15) (Shotgun) A.Andrews right tackle to TEN 44 for 1 yard (B.Cushing; J.Watt).	
2-9-TEN 44	(13:32) (Shotgun) Z.Mettenberger pass short right to A.Andrews to HST 44 for 12 yards (J.Joseph, M.Bullough).	
	PENALTY on TEN-J.Hunter, Illegal Block Above the Waist, 10 yards, enforced at HST 46.	
2-9-TEN 44	(12:59) (Shotgun) Z.Mettenberger pass short right to D.McCluster to TEN 45 for 1 yard (J.Joseph) [J.Watt].	
3-8-TEN 45	(12:19) (Shotgun) Z.Mettenberger sacked at TEN 38 for -7 yards (W.Mercilus).	
4-15-TEN 38	(11:39) B.Kern punts 55 yards to HST 7, Center-B.Brinkley, out of bounds.	

Houston Texans at 11:30

1-10-HST 7	(11:30) A.Blue up the middle to HST 9 for 2 yards (W.Woodyard).	
2-8-HST 9	(10:52) (Shotgun) B.Hoyer pass short left to D.Hopkins to HST 18 for 9 yards (J.McCourty).	P7
<u>1-10-HST 18</u>	(10:27) A.Blue left tackle to HST 25 for 7 yards (A.Williamson).	
2-3-HST 25	(9:52) B.Hoyer pass incomplete short left [J.Casey].	
	PENALTY on HST-B.Hoyer, Intentional Grounding, 15 yards, enforced at HST 25.	
3-18-HST 10	(9:45) (Shotgun) B.Hoyer pass short right to N.Washington to HST 21 for 11 yards (B.Wreh-Wilson; C.Sensabaugh).	
4-7-HST 21	(9:16) S.Lechler punts 59 yards to TEN 20, Center-J.Weeks. D.McCluster to TEN 30 for 10 yards (A.Blue).	

Tennessee Titans at 9:03

1-10-TEN 30	(9:03) Z.Mettenberger pass short right to J.Hunter to TEN 40 for 10 yards (J.Joseph).	P7
<u>1-10-TEN 40</u>	(8:29) A.Andrews right end to HST 32 for 28 yards (K.Johnson).	R8
<u>1-10-HST 32</u>	(7:51) A.Andrews up the middle to HST 32 for no gain (J.Crick).	
2-10-HST 32	(7:06) (Shotgun) Z.Mettenberger pass short left to K.Wright to HST 35 for -3 yards (K.Johnson). TEN-K.Wright was injured during the play. His return is Doubtful.	
3-13-HST 35	(6:47) (Shotgun) Z.Mettenberger pass short left to D.McCluster to HST 26 for 9 yards (B.Cushing) [J.Watt].	
	Timeout #1 by TEN at 05:58.	
4-4-HST 26	(5:58) R.Succop 44 yard field goal is GOOD, Center-B.Brinkley, Holder-B.Kern.	

TEN 6 HST 10, 6 plays, 44 yards, 3:09 drive, 9:06 elapsed

R.Succop kicks 65 yards from TEN 35 to end zone, Touchback.

Houston Texans at 5:54

1-10-HST 20	(5:54) B.Hoyer pass short left to D.Hopkins pushed ob at HST 32 for 12 yards (J.McCourty).	P8
<u>1-10-HST 32</u>	(5:37) B.Hoyer pass incomplete short left to K.Mumphery (Z.Brown).	
2-10-HST 32	(5:30) (Shotgun) B.Hoyer pass short right to D.Hopkins to HST 40 for 8 yards (J.McCourty).	
3-2-HST 40	(4:51) (Shotgun) B.Hoyer pass short left to D.Hopkins to HST 47 for 7 yards (J.McCourty, Z.Brown).	P9
<u>1-10-HST 47</u>	(4:17) B.Hoyer pass short left to D.Hopkins ran ob at TEN 42 for 11 yards.	P10
<u>1-10-TEN 42</u>	(3:47) B.Hoyer pass deep middle to N.Washington for 42 yards, TOUCHDOWN [A.Williamson]. HST-N.Washington was injured during the play. His return is Questionable.	P11
	N.Novak extra point is GOOD, Center-J.Weeks, Holder-S.Lechler.	

TEN 6 HST 17, 6 plays, 80 yards, 2:16 drive, 11:22 elapsed

N.Novak kicks 69 yards from HST 35 to TEN -4. D.McCluster to TEN 28 for 32 yards (A.Bouye).

Tennessee Titans at 3:38, (1st play from scrimmage 3:31)

1-10-TEN 28	(3:31) (Shotgun) Z.Mettenberger pass short left to D.Walker to TEN 35 for 7 yards (W.Mercilus).	
2-3-TEN 35	(2:57) A.Andrews left tackle to TEN 38 for 3 yards (B.Cushing; M.Bullough).	R9
<u>1-10-TEN 38</u>	(2:18) Z.Mettenberger pass short middle to C.Stevens to TEN 47 for 9 yards (M.Bullough; B.Cushing).	
2-1-TEN 47	(1:40) (Shotgun) A.Andrews up the middle to 50 for 3 yards (B.Cushing).	R10
<u>1-10-50</u>	(1:01) A.Andrews right guard to HST 42 for 8 yards (M.Bullough, B.Cushing).	
2-2-HST 42	(:18) Z.Mettenberger sacked at 50 for -8 yards (J.Watt).	

END OF QUARTER

	Score	Time Poss	First Downs				Efficiencies	
			R	P	X	T	3 Down	4 Down
Tennessee Titans	6	10:17	3	2	0	5	0/2	0/0
Houston Texans	17	4:43	0	5	0	5	1/2	0/0

Fourth Quarter

11/1/2015

Play By Play

Tennessee Titans continued.

3-10-50	(15:00) (Shotgun) Z.Mettenberger pass deep left intended for D.Green-Beckham INTERCEPTED by K.Johnson at HST 31. K.Johnson pushed ob at TEN 47 for 22 yards (D.Walker).	
Houston Texans at 14:52		
1-10-TEN 47	(14:52) C.Polk up the middle to TEN 45 for 2 yards (J.Casey).	
2-8-TEN 45	(14:17) (Shotgun) B.Hoyer pass incomplete deep left to D.Hopkins (C.Sensabaugh).	
3-8-TEN 45	(14:10) (Shotgun) B.Hoyer pass incomplete short middle to G.Graham (B.Orakpo).	
4-8-TEN 45	(14:05) S.Lechler punts 34 yards to TEN 11, Center-J.Weeks, fair catch by D.McCluster.	
Tennessee Titans at 13:57		
1-10-TEN 11	(13:57) Z.Mettenberger sacked at TEN 7 for -4 yards (J.Watt). FUMBLES (J.Watt) [J.Watt], RECOVERED by HST-J.Crick at TEN 10. J.Crick to TEN 10 for no gain (C.Warmack). Penalty on TEN-J.Looney, Offensive Holding, declined.	
Houston Texans at 13:49		
1-10-TEN 10	(13:49) (Shotgun) B.Hoyer pass incomplete short left to D.Hopkins.	
2-10-TEN 10	(13:44) (Shotgun) C.Polk up the middle to TEN 7 for 3 yards (J.Casey).	
3-7-TEN 7	(13:13) (Shotgun) B.Hoyer pass short left to C.Fiedorowicz pushed ob at TEN 6 for 1 yard (D.Searcy; Z.Brown).	
4-6-TEN 6	(12:37) N.Novak 24 yard field goal is GOOD, Center-J.Weeks, Holder-S.Lechler.	
TEN 6 HST 20, 4 plays, 4 yards, 1:16 drive, 2:27 elapsed		
N.Novak kicks 65 yards from HST 35 to end zone, Touchback.		
Tennessee Titans at 12:33		
1-10-TEN 20	(12:33) (Shotgun) Z.Mettenberger pass short left to D.Walker pushed ob at TEN 31 for 11 yards (M.Bullough) [J.Watt].	P11
	PENALTY on HST-J.Watt, Roughing the Passer, 15 yards, enforced at TEN 31.	X12
<u>1-10-TEN 46</u>	(12:08) (Shotgun) Z.Mettenberger sacked at TEN 40 for -6 yards (W.Mercilus).	
2-16-TEN 40	(11:24) (Shotgun) Z.Mettenberger pass short left to A.Andrews to TEN 48 for 8 yards (K.Johnson; J.Simon).	
3-8-TEN 48	(10:38) (Shotgun) Z.Mettenberger sacked at TEN 39 for -9 yards (J.Crick).	
4-17-TEN 39	(9:58) B.Kern punts 41 yards to HST 20, Center-B.Brinkley, fair catch by K.Mumphery.	
Houston Texans at 9:48		
1-10-HST 20	(9:48) A.Blue right tackle to HST 25 for 5 yards (J.Casey).	
2-5-HST 25	(9:13) A.Blue right end to HST 33 for 8 yards (D.Morgan).	R12
<u>1-10-HST 33</u>	(8:49) A.Blue right end to HST 33 for no gain (W.Woodyard). TEN-A.Williamson was injured during the play. His return is Probable.	
2-10-HST 33	(8:18) (Shotgun) B.Hoyer sacked at HST 27 for -6 yards (sack split by Z.Brown and J.Casey).	
3-16-HST 27	(7:37) (Shotgun) B.Hoyer pass incomplete short right to J.Strong.	
4-16-HST 27	(7:30) S.Lechler punts 55 yards to TEN 18, Center-J.Weeks. D.McCluster to TEN 25 for 7 yards (J.Prosch).	
Tennessee Titans at 7:18		
1-10-TEN 25	(7:18) (Shotgun) PENALTY on TEN-J.Meredith, False Start, 5 yards, enforced at TEN 25 - No Play.	
1-15-TEN 20	(7:18) (Shotgun) Z.Mettenberger pass short middle to D.Walker to TEN 33 for 13 yards (A.Hal, B.Cushing).	
2-2-TEN 33	(6:54) (Shotgun) Z.Mettenberger pass short right to J.Hunter pushed ob at TEN 40 for 7 yards (J.Joseph).	P13
<u>1-10-TEN 40</u>	(6:36) (No Huddle, Shotgun) D.McCluster up the middle to TEN 42 for 2 yards (E.Pleasant).	
2-8-TEN 42	(6:13) (Shotgun) Z.Mettenberger pass short right to A.Fasano to HST 49 for 9 yards (J.Joseph; J.Simon).	P14
<u>1-10-HST 49</u>	(5:46) (No Huddle, Shotgun) Z.Mettenberger pass incomplete short middle to D.McCluster.	
2-10-HST 49	(5:41) (Shotgun) Z.Mettenberger sacked at TEN 42 for -9 yards (sack split by W.Mercilus and J.Watt). Timeout #2 by TEN at 05:27.	
3-19-TEN 42	(5:27) (Shotgun) Z.Mettenberger pass short middle to D.Walker to HST 43 for 15 yards (J.Simon).	
4-4-HST 43	(4:41) (Shotgun) Z.Mettenberger pass incomplete short right to R.Richardson (J.Joseph).	
Houston Texans at 4:37		
1-10-HST 43	(4:37) A.Blue right guard to HST 44 for 1 yard (J.Casey). PENALTY on TEN-A.Woods, Defensive Holding, 5 yards, enforced at HST 44.	X13
<u>1-10-HST 49</u>	(4:28) A.Blue left tackle to TEN 47 for 4 yards (W.Woodyard).	
2-6-TEN 47	(3:52) A.Blue right tackle to TEN 44 for 3 yards (W.Woodyard).	
3-3-TEN 44	(3:12) (Shotgun) B.Hoyer pass short right to D.Hopkins to TEN 31 for 13 yards (M.Griffin).	P14
<u>1-10-TEN 31</u>	(2:31) C.Polk left guard to TEN 31 for no gain (S.Hill).	
Two-Minute Warning		

Tennessee Titans vs Houston Texans at NRG Stadium

2-10-TEN 31 (2:00) A.Blue left end to TEN 30 for 1 yard (W.Woodyard, Z.Brown).

Timeout #3 by TEN at 01:53.

3-9-TEN 30 (1:53) A.Blue right guard to TEN 28 for 2 yards (W.Woodyard).

Timeout #1 by HST at 01:08.

4-7-TEN 28 (1:08) A.Blue right tackle to TEN 24 for 4 yards (M.Griffin; A.Blackson).

Tennessee Titans at 1:02

1-10-TEN 24 (1:02) (Shotgun) Z.Mettenberger pass short middle to D.Walker to TEN 34 for 10 yards (C.James; B.Cushing).

P15

1-10-TEN 34 (:43) (No Huddle, Shotgun) Z.Mettenberger pass incomplete deep left to R.Richardson (Q.Demps).

2-10-TEN 34 (:37) (Shotgun) Z.Mettenberger pass short middle to D.McCluster to TEN 38 for 4 yards (B.Cushing) [J.Watt]. TEN-Z.Mettenberger was injured during the play. His return is Probable.

END OF QUARTER

	Score	Time	First Downs				Efficiencies	
		Poss	R	P	X	T	3 Down	4 Down
Tennessee Titans	6	6:44	0	4	1	5	0/3	0/1
Houston Texans	20	8:16	1	1	1	3	1/5	0/1

Tennessee Titans vs Houston Texans
11/1/2015 at NRG Stadium

Final Defensive Statistics

Tennessee Titans

Regular Defensive Plays

Special Teams

Misc

	TKL	AST	COMB	SK	/ YDS	TFL	Q	IN	PD	FF	FR	TKL	AST	FF	FR	BL	TKL	AST	FF	FR
M.Griffin	6	3	9	0	0	0	0	0	0	0	0	0	0	0	0	0	0	0	0	0
W.Woodyard	7	0	7	0	0	0	0	0	0	0	0	0	0	0	0	0	0	0	0	0
J.McCourty	5	2	7	0	0	0	0	0	0	0	0	0	0	0	0	0	0	0	0	0
Z.Brown	1	6	7	0.5	3	0	1	0	1	0	0	0	0	0	0	0	0	0	0	0
J.Casey	4	1	5	0.5	3	0	3	0	0	0	0	0	0	0	0	0	0	0	0	0
C.Sensabaugh	2	3	5	0	0	0	0	0	1	0	0	0	0	0	0	0	0	0	0	0
D.Jones	1	2	3	0	0	0	0	0	0	0	0	0	0	0	0	0	0	0	0	0
D.Searcy	1	2	3	0	0	0	0	0	0	0	0	0	0	0	0	0	0	0	0	0
B.Orakpo	2	0	2	1	7	1	1	0	1	0	0	0	0	0	0	0	0	0	0	0
D.Morgan	1	1	2	0	0	0	0	0	1	0	0	0	0	0	0	0	0	0	0	0
B.Wreh-Wilson	1	1	2	0	0	0	0	0	0	0	0	1	0	0	0	0	0	0	0	0
K.Klug	1	0	1	1	8	1	1	0	0	0	0	0	0	0	0	0	0	0	0	0
A.Williamson	1	0	1	0	0	0	1	0	0	0	0	0	0	0	0	0	0	0	0	0
D.Stafford	1	0	1	0	0	0	0	0	0	0	0	0	0	0	0	0	0	0	0	0
S.Hill	1	0	1	0	0	0	0	0	0	0	0	0	0	0	0	0	0	0	0	0
A.Blackson	0	1	1	0	0	0	0	0	0	0	0	0	0	0	0	0	0	0	0	0
M.Huff	0	0	0	0	0	0	0	0	0	0	0	1	2	0	0	0	0	0	0	0
J.Fowler	0	0	0	0	0	0	0	0	0	0	0	1	0	0	0	0	0	0	0	0
J.Staples	0	0	0	0	0	0	0	0	0	0	0	1	0	0	0	0	0	0	0	0
D.Bass	0	0	0	0	0	0	0	0	0	0	0	0	1	0	0	0	0	0	0	0
B.Brinkley	0	0	0	0	0	0	0	0	0	0	0	0	1	0	0	0	0	0	0	0
D.Walker	0	0	0	0	0	0	0	0	0	0	0	0	0	0	0	0	1	0	0	0
C.Warmack	0	0	0	0	0	0	0	0	0	0	0	0	0	0	0	0	1	0	0	0
Total	35	22	57	3	21	2	7	0	4	0	0	4	4	0	0	0	2	0	0	0

TKL = Tackle AST = Assist COMB = Combined QH=QB Hit IN = Interception PD = Pass Defense FF = Forced Fumble FR = Fumble Recovery

Houston Texans

Regular Defensive Plays

Special Teams

Misc

	TKL	AST	COMB	SK	/ YDS	TFL	QH	IN	PD	FF	FR	TKL	AST	FF	FR	BL	TKL	AST	FF	FR
B.Cushing	6	7	13	0	0	0	1	0	1	0	0	0	0	0	0	0	0	0	0	0
W.Mercilus	6	1	7	3.5	23.5	4	4	0	0	0	0	0	0	0	0	0	0	0	0	0
M.Bullough	3	4	7	0	0	0	0	0	0	0	0	1	0	0	0	0	0	0	0	0
J.Joseph	5	1	6	0	0	0	0	0	2	0	0	0	0	0	0	0	0	0	0	0
K.Johnson	5	1	6	0	0	2	0	1	1	0	0	0	0	0	0	0	0	0	0	0
J.Simon	4	2	6	0	0	0	0	0	0	0	0	1	0	0	0	0	0	0	0	0
J.Watt	3	2	5	2.5	13.5	1	10	0	0	1	0	0	0	0	0	0	0	0	0	0
J.Crick	3	1	4	1	9	1	1	0	0	0	1	0	0	0	0	0	0	0	0	0
Q.Demps	1	2	3	0	0	0	0	0	1	0	0	0	0	0	0	0	0	0	0	0
A.Hal	2	0	2	0	0	0	0	0	0	0	0	0	0	0	0	0	0	0	0	0
K.Drummond	1	0	1	0	0	0	0	0	0	0	0	1	0	1	0	0	0	0	0	0
E.Pleasant	1	0	1	0	0	0	0	0	0	0	0	1	0	0	1	0	0	0	0	0
J.Clowney	0	1	1	0	0	0	0	0	0	0	0	0	0	0	0	0	0	0	0	0
C.James	0	1	1	0	0	0	0	0	0	0	0	0	0	0	0	0	0	0	0	0
J.Tuggle	0	0	0	0	0	0	0	0	0	0	0	1	0	0	0	0	0	0	0	0
A.Blue	0	0	0	0	0	0	0	0	0	0	0	1	0	0	0	0	0	0	0	0
A.Bouye	0	0	0	0	0	0	0	0	0	0	0	1	0	0	0	0	0	0	0	0
J.Prosch	0	0	0	0	0	0	0	0	0	0	0	1	0	0	0	0	0	0	0	0
Total	40	23	63	7	46	8	16	1	5	1	1	8	0	1	1	0	0	0	0	0

Ball Possession And Drive Chart

Tennessee Titans

#	Time Recd	Time Lost	Time Poss	How Ball Obtained	Drive Began	# Play	Yds Gain	Yds Pen	Net Yds	1st Down	Last Scrm	How Given Up
1	13:51	9:05	4:46	Punt	TEN 24	10	44	15	59	4	* HST 17	Field Goal
2	7:41	5:39	2:02	Punt	TEN 20	3	8	0	8	0	TEN 28	Punt
3	2:47	0:32	2:15	Punt	TEN 6	3	-1	0	-1	0	TEN 5	Punt
4	14:04	13:55	0:09	Kickoff		0	0	0	0	0		Fumble
5	11:34	9:45	1:49	Kickoff	TEN 9	3	5	0	5	0	TEN 14	Punt
6	5:32	3:34	1:58	Punt	TEN 20	4	16	15	31	1	HST 49	Punt
7	1:50	0:42	1:08	Punt	HST 28	3	-4	-15	-19	0	HST 47	Punt
8	15:00	11:30	3:30	Kickoff	TEN 25	5	23	-10	13	1	TEN 38	Punt
9	9:03	5:54	3:09	Punt	TEN 30	6	44	0	44	2	HST 26	Field Goal
10	3:38	14:52	3:46	Kickoff	TEN 28	7	22	0	22	2	50	Interception
11	13:57	13:49	0:08	Punt	TEN 11	1	-1	0	-1	0	TEN 11	Fumble
12	12:33	9:48	2:45	Kickoff	TEN 20	4	4	15	19	2	TEN 39	Punt
13	7:18	4:37	2:41	Punt	TEN 25	8	37	-5	32	2	HST 43	Downs
14	1:02	0:00	1:02	Downs	TEN 24	3	14	0	14	1	TEN 34	End of Game

(314) Average TEN 24

Houston Texans

#	Time Recd	Time Lost	Time Poss	How Ball Obtained	Drive Began	# Play	Yds Gain	Yds Pen	Net Yds	1st Down	Last Scrm	How Given Up
1	15:00	13:51	1:09	Kickoff	HST 23	3	6	0	6	0	HST 29	Punt
2	9:05	7:41	1:24	Kickoff	HST 20	3	7	0	7	0	HST 27	Punt
3	5:39	2:47	2:52	Punt	HST 23	7	29	0	29	2	TEN 48	Punt
4	0:32	14:04	1:28	Punt	HST 46	5	54	0	54	3	TEN 21	Touchdown
5	13:55	11:34	2:21	Fumble	TEN 24	4	4	0	4	0	TEN 20	Field Goal
6	9:45	5:32	4:13	Punt	HST 34	5	33	-15	18	1	TEN 48	Punt
7	3:34	1:50	1:44	Punt	HST 10	3	-5	0	-5	0	HST 5	Punt
8	0:42	0:00	0:42	Punt	HST 11	2	-8	0	-8	0	HST 4	End of Half
9	11:30	9:03	2:27	Punt	HST 7	5	29	-15	14	1	HST 21	Punt
10	5:54	3:38	2:16	Kickoff	HST 20	6	80	0	80	4	TEN 42	Touchdown
11	14:52	13:57	0:55	Interception	TEN 47	3	2	0	2	0	TEN 45	Punt
12	13:49	12:33	1:16	Fumble	TEN 10	4	4	0	4	0	* TEN 6	Field Goal
13	9:48	7:18	2:30	Punt	HST 20	5	7	0	7	1	HST 27	Punt
14	4:37	1:02	3:35	Downs	HST 43	8	28	5	33	2	TEN 28	Downs

(476) Average HST 34

* inside opponent's 20

Time of Possession by Quarter		1st	2nd	3rd	4th	OT	Total
Visitor	Tennessee Titans	9:03	5:04	10:17	6:44		31:08
Home	Houston Texans	5:57	9:56	4:43	8:16		28:52
Kickoff Drive No.-Start Average		Titans: 4 - TEN 20			Texans: 3 - HST 21		

Miscellaneous Statistics Report

Tennessee Titans vs Houston Texans

11/1/2015 at NRG Stadium

Ten Longest Plays for Tennessee Titans

Yards	Qtr	Play Start	Play Description
28	3	1-10-TEN 40	(8:29) A.Andrews right end to HST 32 for 28 yards (K.Johnson).
26	4	1-10-TEN 20	(12:33) (Shotgun) Z.Mettenberger pass short left to D.Walker pushed ob at TEN 31 for 11 yards (M.Bullough) [J.Watt]. PENALTY on HST-J.Watt, Roughing the Passer, 15 yards, enforced at TEN 31.
19	1	2-1-TEN 33	(13:15) Z.Mettenberger pass short right to K.Wright pushed ob at TEN 37 for 4 yards (J.Simon) [B.Cushing]. PENALTY on HST-B.Cushing, Roughing the Passer, 15 yards, enforced at TEN 37.
18	3	1-10-TEN 25	(14:54) Z.Mettenberger pass deep right to K.Wright to TEN 43 for 18 yards (J.Joseph).
15	4	3-19-TEN 42	(5:27) (Shotgun) Z.Mettenberger pass short middle to D.Walker to HST 43 for 15 yards (J.Simon).
13	4	1-15-TEN 20	(7:18) (Shotgun) Z.Mettenberger pass short middle to D.Walker to TEN 33 for 13 yards (A.Hal, B.Cushing).
12	1	1-10-HST 33	(11:00) (Shotgun) Z.Mettenberger pass short middle to D.Green-Beckham to HST 21 for 12 yards (M.Bullough).
10	3	1-10-TEN 30	(9:03) Z.Mettenberger pass short right to J.Hunter to TEN 40 for 10 yards (J.Joseph).
10	4	1-10-TEN 24	(1:02) (Shotgun) Z.Mettenberger pass short middle to D.Walker to TEN 34 for 10 yards (C.James; B.Cushing).
9	1	1-10-TEN 24	(13:51) A.Andrews up the middle to TEN 33 for 9 yards (A.Hal).

Ten Longest Plays for Houston Texans

Yards	Qtr	Play Start	Play Description
42	3	1-10-TEN 42	(3:47) B.Hoyer pass deep middle to N.Washington for 42 yards, TOUCHDOWN [A.Williamson]. HST-N.Washington was
21	2	1-10-TEN 21	(14:11) B.Hoyer pass deep left to D.Hopkins for 21 yards, TOUCHDOWN.
15	2	3-6-50	(15:00) (Shotgun) B.Hoyer pass short right to N.Washington pushed ob at TEN 35 for 15 yards (B.Wreh-Wilson).
14	2	1-10-TEN 35	(14:42) B.Hoyer pass short right to C.Fiedorowicz to TEN 21 for 14 yards (D.Searcy; M.Griffin).
13	1	1-10-HST 23	(5:39) (Shotgun) B.Hoyer pass short left to D.Hopkins pushed ob at HST 36 for 13 yards (C.Sensabaugh).
13	4	3-3-TEN 44	(3:12) (Shotgun) B.Hoyer pass short right to D.Hopkins to TEN 31 for 13 yards (M.Griffin).
12	2	3-15-HST 40	(6:16) (Shotgun) B.Hoyer pass short right to J.Grimes to TEN 48 for 12 yards (C.Sensabaugh; J.McCourty).
12	3	1-10-HST 20	(5:54) B.Hoyer pass short left to D.Hopkins pushed ob at HST 32 for 12 yards (J.McCourty).
11	3	3-18-HST 10	(9:45) (Shotgun) B.Hoyer pass short right to N.Washington to HST 21 for 11 yards (B.Wreh-Wilson; C.Sensabaugh).
11	3	1-10-HST 47	(4:17) B.Hoyer pass short left to D.Hopkins ran ob at TEN 42 for 11 yards.

Touchdown Scoring Information

		Offense	Defense	Special Teams
VISITOR	Tennessee Titans	0	0	0
HOME	Houston Texans	2	0	0

Player Scoring Information

Club	Player	TD	Rush TD	Rec TD	KO TD	Punt TD	Int TD	Fum TD	Misc TD	FG	XP	2Pt Rush	2Pt Rec	Sfty	Points
TEN	R.Succop	0	0	0	0	0	0	0	0	2	0	0	0	0	6
HST	N.Novak	0	0	0	0	0	0	0	0	2	2	0	0	0	8
HST	N.Washington	0	0	1	0	0	0	0	0	0	0	0	0	0	6
HST	D.Hopkins	0	0	1	0	0	0	0	0	0	0	0	0	0	6

Possession Detail

	First Half		Second Half		Game	
	Visitor	Home	Visitor	Home	Visitor	Home
Largest Lead	3	7	0	14	3	14
Drives Leading	2	4	0	6	2	10
Time of Possession Leading	4:17	9:00	0:00	12:59	4:17	21:59
Largest Deficit	-7	-3	-14	0	-14	-3
Drives Trailing	4	3	7	0	11	3
Time of Possession Trailing	5:04	5:44	17:01	0:00	22:05	5:44
Times Score Tied Up		0		0		0
Lead Changes		2		0		2

Playtime Percentage

Percent of playtime per player on offense, defense and special teams

Tennessee Titans							Houston Texans								
		Offense		Defense		Special Teams				Offense		Defense		Special Teams	
C Warmack	G	59	100%			2	7%	D Newton	T	64	100%			4	14%
B Bell	G	59	100%			2	7%	B Brooks	G	64	100%			4	14%
T Lewan	T	59	100%					B Jones	C	64	100%			4	14%
J Looney	C	59	100%					O Aboushi	G	64	100%			4	14%
Z Mettenberger	QB	59	100%					B Hoyer	QB	64	100%				
J Hunter	WR	55	93%					D Hopkins	WR	57	89%				
D Walker	TE	37	63%					N Washington	WR	53	83%				
D Green-Beckham	WR	36	61%					C Fiedorowicz	TE	44	69%			6	21%
A Fasano	TE	33	56%					K Mumphery	WR	40	62%			15	52%
D McCluster	RB	31	53%			11	38%	D Brown	T	34	53%			2	7%
A Andrews	RB	31	53%			8	28%	A Blue	RB	31	48%			7	24%
J Poutasi	T	31	53%					C Clark	T	30	47%			2	7%
K Wright	WR	30	51%					J Strong	WR	28	44%				
J Meredith	T	28	47%			2	7%	J Grimes	RB	18	28%			16	55%
C Stevens	TE	23	39%			2	7%	C Polk	RB	15	23%			10	34%
R Richardson	WR	13	22%			1	3%	G Graham	TE	14	22%			4	14%
J Fowler	FB	6	10%			17	59%	J Prosch	FB	12	19%			18	62%
C Sensabaugh	CB			64	100%	15	52%	K Lamm	T	8	12%			4	14%
D Searcy	SS			64	100%	4	14%	K Johnson	CB			59	100%	4	14%
B Orakpo	LB			61	95%	3	10%	J Watt	DE			59	100%	2	7%
M Griffin	FS			58	91%	4	14%	B Cushing	LB			59	100%	2	7%
D Morgan	LB			58	91%	4	14%	Q Demps	FS			59	100%	2	7%
J Casey	DT			54	84%	4	14%	J Joseph	CB			55	93%		
A Williamson	LB			54	84%	4	14%	A Hal	SS			54	92%	6	21%
J McCourty	CB			45	70%			J Simon	LB			51	86%	10	34%
B Wreh-Wilson	CB			41	64%	17	59%	J Crick	DE			50	85%	2	7%
D Jones	DE			38	59%	4	14%	W Mercilus	LB			47	80%	9	31%
Z Brown	LB			33	52%			M Bullough	LB			33	56%	23	79%
W Woodyard	LB			25	39%	11	38%	V Wilfork	NT			30	51%	2	7%
C Riggs	CB			22	34%	23	79%	C James	DB			26	44%	17	59%
K Klug	DT			21	33%	12	41%	E Pleasant	FS			21	36%	11	38%
A Woods	NT			17	27%	6	21%	C Covington	NT			12	20%	3	10%
A Blackson	DE			15	23%	10	34%	J Clowney	LB			12	20%		
D Stafford	SS			10	16%	24	83%	B Dunn	DT			10	17%		
D Bass	LB			9	14%	12	41%	J Tuggle	LB			5	8%	23	79%
S Hill	NT			9	14%			K Drummond	S			3	5%	6	21%
M Huff	FS			6	9%	27	93%	J Rolle	CB			2	3%	17	59%
S Johnson	LB					23	79%	A Bouye	CB			2	3%	13	45%
J Staples	LB					23	79%	B Peters	LB					23	79%
P Supernaw	TE					20	69%	S Lechler	P					12	41%
B Brinkley	LS					9	31%	J Weeks	LS					12	41%
B Kern	P					9	31%	D Morris	CB					11	38%
R Succop	K					5	17%	N Novak	K					9	31%
B Sankey	RB					2	7%								

2015 TENNESSEE TITANS REGULAR SEASON STATISTICS

Won 1, Lost 6

Date	W-L	Score	OT	Opponent	Attendance
09/13	W	42-14		at Tampa Bay	63,945
09/20	L	14-28		at Cleveland	67,431
09/27	L	33-35		Indianapolis	65,920
10/11	L	13-14		Buffalo	65,670
10/18	L	10-38		Miami	62,342
10/25	L	7-10		Atlanta	63,329
11/01	L	6-20		at Houston	71,630
11/08				at New Orleans	
11/15				Carolina	
11/19				at Jacksonville	
11/29				Oakland	
12/06				Jacksonville	
12/13				at New York Jets	
12/20				at New England	
12/27				Houston	
01/03				at Indianapolis	

Statistic	Tenn.	Opp.
Total First Downs	138	123
Rushing	36	46
Passing	87	67
Penalty	15	10
3rd Down: Made/Att	24/82	29/86
3rd Down Pct.	29.3	33.7
4th Down: Made/Att	4/7	3/9
4th Down Pct.	57.1	33.3
Possession Avg.	31:40	28:20
Total Net Yards	2169	2216
Avg. Per Game	309.9	316.6
Total Plays	434	409
Avg. Per Play	5.0	5.4
Net Yards Rushing	701	831
Avg. Per Game	100.1	118.7
Total Rushes	171	193
Net Yards Passing	1468	1385
Avg. Per Game	209.7	197.9
Sacked/Yards Lost	28/192	18/122
Gross Yards	1660	1507
Att./Completions	235/152	198/120
Completion Pct.	64.7	60.6
Had Intercepted	8	8
Punts/Average	38/45.5	37/49.3
Net Punting Avg.	38/38.2	37/42.9
Penalties/Yards	50/409	56/505
Fumbles/Ball Lost	11/8	8/1
Touchdowns	15	21
Rushing	4	6
Passing	10	12
Returns	1	3

Score By Periods	Q1	Q2	Q3	Q4	OT	PTS
Team	27	34	48	16	0	125
Opponents	31	41	28	59	0	159

Scoring	TD	Rush	Rec	Ret	K-PAT	FG	S	PTS
Succop	0	0	0	0	14/14	7/7	0	35
Wright	3	0	3	0			0	18
Andrews	2	2	0	0			0	12
Green-Beckham	2	0	2	0			0	12
Sankey	2	1	1	0			0	12
Douglas	1	0	1	0			0	6
Fasano	1	0	1	0			0	6
Fowler	1	1	0	0			0	6
McCluster	1	0	1	0			0	6
Sensabaugh	1	0	0	1			0	6
Walker	1	0	1	0			0	6
Team	15	4	10	1	14/14	7/7	0	125
Opponents	21	6	12	3	21/21	4/5	0	159

2-Pt Conv: TM 0-1, OPP 0-0

Passing	Att	Cmp	Yds	Cmp%	Yds/Att	TD	TD%	Int	Int%	Long	Sack/Lost	Rating
Mariota	161	103	1239	64.0	7.70	9	5.6	5	3.1	52t	19/129	93.2
Mettenberger	74	49	421	66.2	5.69	1	1.4	3	4.1	23	9/63	68.6
Team	235	152	1660	64.7	7.06	10	4.3	8	3.4	52t	28/192	85.4
Opponents	198	120	1507	60.6	7.61	12	6.1	8	4.0	60t	18/122	87.7

Rushing	No.	Yds	Avg	Long	TD
Andrews	54	202	3.7	28	2
McCluster	38	191	5.0	44	0
Sankey	39	159	4.1	16	1
Mariota	10	72	7.2	22	0
West	16	51	3.2	12	0
Wright	3	21	7.0	13	0
Fowler	5	12	2.4	3	1
Mettenberger	5	-1	-2	4	0
Douglas	1	-6	-6.0	-6	0
Team	171	701	4.1	44	4
Opponents	193	831	4.3	26	6

Receiving	No.	Yds	Avg	Long	TD
Walker	35	361	10.3	25	1
Wright	28	343	12.3	52t	3
McCluster	19	149	7.8	35	1
Hunter	15	200	13.3	29	0
Fasano	13	159	12.2	33	1
Douglas	9	81	9.0	20	1
Andrews	8	77	9.6	23	0
Sankey	8	73	9.1	20	1
Green-Beckham	7	104	14.9	32	2
Stevens	5	52	10.4	27	0
Coffman	4	42	10.5	16	0
Fowler	1	19	19.0	19	0
Team	152	1660	10.9	52t	10
Opponents	120	1507	12.6	60t	12

Interceptions	No.	Yds	Avg	Long	TD
Sensabaugh	2	42	21.0	26t	1
Brown	1	45	45.0	45	0
Griffin	1	29	29.0	29	0
Cox	1	27	27.0	27	0
Bass	1	8	8.0	8	0
Mount	1	8	8.0	8	0
Williamson	1	0	0.0	0	0
Team	8	159	19.9	45	1
Opponents	8	168	21.0	69t	2

Punting	No.	Yds	Avg	Net	TB	In	Lg	B
Kern	38	1729	45.5	38.2	1	17	61	0
Team	38	1729	45.5	38.2	1	17	61	0
Opponents	37	1825	49.3	42.9	2	9	65	0

Punt Returns	Ret	FC	Yds	Avg	Long	TD
McCluster	20	11	197	9.9	37	0
Team	20	11	197	9.9	37	0
Opponents	16	13	257	16.1	78t	1

Kickoff Returns	No.	Yds	Avg	Long	TD
Sankey	9	192	21.3	34	0
McCluster	3	81	27.0	32	0
Team	12	273	22.8	34	0
Opponents	9	240	26.7	32	0

Field Goals	1-19	20-29	30-39	40-49	50+
Succop	0/0	2/2	3/3	2/2	0/0
Team	0/0	2/2	3/3	2/2	0/0
Opponents	0/0	2/2	2/2	0/1	0/0

Succop: () () (38G,21G) (21G,41G) (37G) () (35G,44G)
 OPP: () () () (30G) (27G,47N) (38G,24G)

Sacks: Morgan 4.5, Casey 4, Orakpo 3, Klug 2, Woodyard 2, Blackson 1, Williamson 1, Brown 0.5, TM 18, OPP 28

FUM/Lost: Mariota 5/4, Mettenberger 2/1, Sankey 2/1, West 2/2

TITANS RALLY FOR OVERTIME WIN OVER SAINTS

BY JIM WYATT
TITANS ONLINE
NOVEMBER 9, 2015

NEW ORLEANS - Mike Mularkey had so many things he wanted to say in a victorious Titans locker room on Sunday, but when he stood before his team, he found himself getting choked up.

The events of an emotional week – and exhilarating day – left him fighting back tears.

“He couldn’t talk much,” tight end Delanie Walker said of Mularkey, who earlier in the week stepped in for Ken Whisenhunt. “He was very emotional. I know this was a very exciting opportunity for him to come in and get a win and the way we did, I would have been emotional as well.”

It wasn’t easy in the Big Easy, but the Titans pulled out a memorable win over the Saints – in overtime, no less.

Quarterback Marcus Mariota connected with tight end Anthony Fasano on a five-yard touchdown pass with 9:50 left in overtime as the Titans pulled out a wild one, 34-28 over the Saints.

It was the first game under Mularkey, who replaced Whisenhunt on Tuesday. Whisenhunt promoted Mularkey to assistant head coach/tight ends during the offseason.

“It was an absolutely great win for this team,” said Mularkey, who also teared up in the post-game press conference before over two dozen reporters and cameramen. “(The players) are so competitive. They want to win so bad; they have come up short so many times. To keep the resilience throughout the game says a lot. ... Never once did they flinch.

“I’m just proud of them, really, really proud. They needed that, they really needed that.”

The Titans (2-6) snapped a six-game losing streak with the win, and in the process matched their win total from a year ago. Mularkey told the team beforehand to “find a way” somehow, and that’s exactly what the Titans did on Sunday.

Mariota, who missed the two previous games, gave the Titans a spark, throwing for 371 yards and four touchdowns. The Titans managed to slow down the Saints in the second half despite injuries in the secondary.

“This has been an emotional week. This has been quite a week for everybody,” Mularkey said. “To have an outcome like that ... That locker room in there, they are all responsible for it. Those coaches and everybody kind of rallied around one another. It is a credit to them.”

With four touchdown passes, Mariota broke Vince Young’s franchise record for the most touchdown passes as a rookie. Young

recorded 12 in his rookie season in 2006. Mariota now has 13.

Mariota did his best work in crunch time. He guided a nine-play, 80-yard drive in overtime, capping it off with the touchdown pass to Fasano. When Fasano hauled the touchdown in, the Titans bench erupted, and players stormed the field.

The Titans tied the game at 28-28 with 7:06 left when Mariota connected with receiver Justin Hunter for an eight-yard touchdown pass. Mariota then connected with tight end Delanie Walker on the ensuing two-point conversion.

“Excited, relief,” Fasano said of the emotions afterward. “A lot of guys have been working really hard for a long time and we haven’t had good results. And it was good to get a victory.

“I think it was a great call at the right time,” Fasano said of the game-winning score. “We got the right defense and I was excited I was able to come up with a play to help this team.”

The Titans had a chance to take the lead late in regulation, but a 55-yard field goal try by kicker Ryan Succop went off the crossbar with 1:55 left. The Saints had a field goal chance as well, but Kai Forbath misfired from 46 yards out with 56 seconds left, and the two teams went to overtime.

The Titans won the toss and drove 80 yards on nine plays to win it.

“I think the entire team just stayed composed. We believed in each other,” Mariota said. “There is a lot of excitement. It’s good to come out with a win.”

The Titans had to weather the storm early, as the team fell behind by scores of 14-3 and 21-10 against a high-powered offense guided by Saints quarterback Drew Brees.

In the first half, Mariota connected with Walker on a pair of touchdowns, a 61-yarder and a two-yarder. Walker’s first touchdown, the 61-yarder, came on a bizarre play, when the Titans caught a break. On a deep ball, two Saints defenders had a chance to intercept Mariota’s pass, but the ball bounced off of them, and Walker plucked the ball out of the air and raced to the end zone to cut the Saints lead to 14-10 late in the first quarter.

Afterward, Mariota said he was trying to throw the ball away.

“We got a lucky break there,” Mariota said.

The Titans had trouble slowing down Brees early. Brees directed a pair of long scoring drives in the first quarter and ended both with touchdown passes – a 10-yarder to tight end Ben Hill and a 38-yarder to Brandin Cooks – to give the Saints a 14-3 lead at the end of the first quarter.

Brees also scored on a one-yard touchdown to make it 21-10 before Mariota connected with Walker to make it 21-17 with 8:08 remaining in the first half.

The Titans cut the lead to 21-20 midway through the third quarter on a 29-yard field goal by Succop. But the Saints stretched the lead to 28-20 on a one yard touchdown pass from Brees to tight end Michael Hoomanawanui with 11:32 remaining in the game.

That set the stage for a fantastic finish.

Running back Antonio Andrewsran for a career-high 88 yards in the win. On offense, a reshuffled offensive line didn’t allow a sack, while Titans sacked Brees four times.

“This team is really coming together,” tackle Taylor Lewan said. “To get a win for (Mularkey) is huge, and it’s really emotional because he’s a great guy. The team just wants to play football and play winning football. ... This is a big deal and we have a great future to look forward to.”

Walker cautioned the Titans need to keep it going.

The undefeated Panthers visit Nissan Stadium on Sunday.

“It is a relief we finished the game,” Walker said. “But we can’t be complacent. This is just one win. We have to go out there and be hungry and get more wins.”

###

National Football League Game Summary

NFL Copyright © 2015 by The National Football League. All rights reserved. This summary and play-by-play is for the express purpose of assisting media in their coverage of the game; any other use of this material is prohibited without the written permission of the National Football League. Updated: 11/13/2015

Date: Sunday, 11/8/2015

Tennessee Titans at New Orleans Saints

Start Time: 12:02 PM CST

at Mercedes-Benz Superdome, New Orleans, LA

Game Day Weather

Game Weather: Cloudy

Temp: 60° F (15.6° C) Humidity: 90%, Wind: N 17 mph

Played Indoors on Turf: UBU Speed Series-S5-M

Outdoor Weather: Cloudy, Wind Chill: 57

Officials

Referee: Boger, Jerome (23)

Umpire: Hall, Richard (49)

Head Linesman: McGrath, John (5)

Line Judge: Seeman, Jeff (45)

Side Judge: Coleman IV, Walt (87)

Field Judge: Meslow, David (118)

Back Judge: Steratore, Tony (112)

Replay Official: Madsen, Carl ()

Lineups

Tennessee Titans				New Orleans Saints			
Offense		Defense		Offense		Defense	
WR	83 H.Douglas	DE	90 D.Jones	WR	10 B.Cooks	LDE	78 B.Richardson
TE	88 C.Stevens	NT	96 A.Woods	LT	72 T.Armstead	LDT	92 J.Jenkins
LT	77 T.Lewan	DT	99 J.Casey	LG	68 T.Lelito	RDT	93 K.Williams
LG	78 J.Looney	OLB	91 D.Morgan	C	60 M.Unger	RDE	94 C.Jordan
C	69 A.Gallik	ILB	59 W.Woodyard	RG	73 J.Evans	WILL	57 D.Hawthorne
RG	70 C.Warmack	ILB	54 A.Williamson	RT	64 Z.Strief	MLB	50 S.Anthony
RT	76 B.Bell	OLB	98 B.Orakpo	TE	82 B.Watson	SAM	56 M.Mauti
TE	80 A.Fasano	CB	29 P.Cox	WR	83 W.Snead	LCB	40 D.Breaux
WR	17 D.Green-Beckham	SS	21 D.Searcy	QB	9 D.Brees	SS	32 K.Vaccaro
QB	8 M.Mariota	FS	33 M.Griffin	RB	22 M.Ingram	FS	31 J.Byrd
RB	26 A.Andrews	CB	24 C.Sensabaugh	TE	84 M.Hoomanawanui	RCB	39 B.Browner

Substitutions

K 4 R.Succop, P 6 B.Kern, WR 15 J.Hunter, RB 22 D.McCluster, DB 28 M.Huff, CB 37 C.Riggs, DB 38 B.Webb, S 39 D.Stafford, FB 45 J.Fowler, LS 48 B.Brinkley, DE 51 D.Bass, LB 52 S.Johnson, LB 55 Z.Brown, DE 57 J.Staples, T/G 79 J.Meredith, WR 81 R.Richardson, TE 82 D.Walker, TE 89 P.Supernaw, NT 94 S.Hill, DE 95 A.Blackson, DL 97 K.Klug

Substitutions

K 5 K.Forbath, P 6 T.Morstead, WR 12 M.Colston, WR 16 B.Coleman, WR 17 T.Graham, CB 20 B.Dixon, CB 21 K.Lewis, RB/RS 23 M.Murphy, CB 24 K.Wilson, RB 28 C.Spiller, S 33 J.Sanford, RB 34 T.Hightower, LS 47 J.Drescher, LB 54 J.Dunbar, DE 58 O.Gwacham, C/G 65 S.Kelemete, G 77 M.McGlynn, TE 89 J.Hill, DE 90 T.Barnes, LB 91 K.Edebali, DT 95 T.Davison, LB 98 M.Mohamed

Did Not Play

QB 7 Z.Mettenberger, RB 20 B.Sankey, T 73 J.Poutasi

Did Not Play

QB 18 G.Grayson, T 75 A.Peat

Not Active

QB 12 C.Whitehurst, WR 13 K.Wright, CB 25 B.Wreh-Wilson, CB 30 J.McCourty, G 60 Q.Spain, DE 92 R.Pitoitua, DL 93 M.Martin

Not Active

QB 7 L.McCown, CB 27 D.Swann, LB 44 H.Kikaha, LB 53 R.Humber, LB 59 D.Ellerbe, DT 71 K.Eulls, T 76 T.Hills

Field Goals (made () & missed)

R.Succop		(51) (29) 55CR	K.Forbath			46B		
			1	2	3	4	OT	Total
VISITOR:	Tennessee Titans		10	7	3	8	6	34
HOME:	New Orleans Saints		14	7	0	7	0	28

Scoring Plays

Team	Qtr	Time	Play Description (Extra Point) (Drive Info)	Visitor	Home
Saints	1	9:46	J.Hill 10 yd. pass from D.Brees (K.Forbath kick) (7-72, 3:50)	0	7
Titans	1	6:58	R.Succop 51 yd. Field Goal (4-9, 1:43)	3	7
Saints	1	3:44	B.Cooks 38 yd. pass from D.Brees (K.Forbath kick) (8-80, 3:14)	3	14
Titans	1	1:00	D.Walker 61 yd. pass from M.Mariota (R.Succop kick) (4-75, 2:44)	10	14
Saints	2	11:01	D.Brees 1 yd. run (K.Forbath kick) (10-79, 4:59)	10	21
Titans	2	8:08	D.Walker 2 yd. pass from M.Mariota (R.Succop kick) (5-77, 2:53)	17	21
Titans	3	7:17	R.Succop 29 yd. Field Goal (11-56, 5:39)	20	21
Saints	4	11:32	M.Hoomanawanui 1 yd. pass from D.Brees (K.Forbath kick) (13-62, 5:57)	20	28
Titans	4	7:06	J.Hunter 8 yd. pass from M.Mariota (M.Mariota-D.Walker pass) (8-57, 4:26)	28	28

National Football League Game Summary

NFL Copyright © 2015 by The National Football League. All rights reserved. This summary and play-by-play is for the express purpose of assisting media in their coverage of the game; any other use of this material is prohibited without the written permission of the National Football League.

Updated: 11/13/2015

Titans	5	9:50	A.Fasano 5 yd. pass from M.Mariota (9-80, 5:10)	(9-80, 5:10)	34	28
Paid Attendance: 73,075					Time: 3:19	

Tennessee Titans vs New Orleans Saints
11/8/2015 at Mercedes-Benz Superdome

Final Team Statistics

	Visitor Titans	Home Saints
TOTAL FIRST DOWNS	25	30
By Rushing	3	5
By Passing	19	18
By Penalty	3	7
THIRD DOWN EFFICIENCY	5-13-38%	6-11-55%
FOURTH DOWN EFFICIENCY	0-0-0%	0-0-0%
TOTAL NET YARDS	483	416
Total Offensive Plays (inc. times thrown passing)	67	70
Average gain per offensive play	7.2	5.9
NET YARDS RUSHING	112	61
Total Rushing Plays	28	27
Average gain per rushing play	4.0	2.3
Tackles for a loss-number and yards	4-4	1-1
NET YARDS PASSING	371	355
Times thrown - yards lost attempting to pass	0-0	4-32
Gross yards passing	371	387
PASS ATTEMPTS-COMPLETIONS-HAD INTERCEPTED	39-28-0	39-28-1
Avg gain per pass play (inc.# thrown passing)	9.5	8.3
KICKOFFS Number-In End Zone-Touchbacks	6-6-3	6-6-2
PUNTS Number and Average	5-50.6	4-45.8
Had Blocked	0	0
FGs - PATs Had Blocked	0-0	1-0
Net Punting Average	46.4	42.8
TOTAL RETURN YARDAGE (Not Including Kickoffs)	12	21
No. and Yards Punt Returns	2-12	3-21
No. and Yards Kickoff Returns	4-96	3-82
No. and Yards Interception Returns	1-0	0-0
PENALTIES Number and Yards	9-66	8-75
FUMBLES Number and Lost	2-1	1-1
TOUCHDOWNS	4	4
Rushing	0	1
Passing	4	3
EXTRA POINTS Made-Attempts	3-3	4-4
Kicking Made-Attempts	2-2	4-4
Passing Made-Attempts	1-1	0-0
FIELD GOALS Made-Attempts	2-3	0-1
RED ZONE EFFICIENCY	3-5-60%	3-4-75%
GOAL TO GO EFFICIENCY	3-3-100%	2-2-100%
SAFETIES	0	0
FINAL SCORE	34	28
TIME OF POSSESSION	32:21	32:49

Tennessee Titans vs New Orleans Saints
11/8/2015 at Mercedes-Benz Superdome

Final Individual Statistics

Tennessee Titans									New Orleans Saints								
RUSHING						RUSHING						RUSHING					
	ATT	YDS	AVG	LG	TD							ATT	YDS	AVG	LG	TD	
A.Andrews	19	88	4.6	38	0	M.Ingram						22	54	2.5	12	0	
D.McCluster	8	19	2.4	5	0	C.Spiller						2	8	4.0	5	0	
M.Mariota	1	5	5.0	5	0	D.Brees						3	-1	-0.3	1	1	
Total	28	112	4.0	38	0	Total						27	61	2.3	12	1	
PASSING									PASSING								
	ATT	CMP	YDS	SK/YD	TD	LG	IN	RT		ATT	CMP	YDS	SK/YD	TD	LG	IN	RT
M.Mariota	39	28	371	0/0	4	61	0	135.7	D.Brees	39	28	387	4/32	3	38	1	118.2
Total	39	28	371	0/0	4	61	0	135.7	Total	39	28	387	4/32	3	38	1	118.2
PASS RECEIVING								PASS RECEIVING									
	TAR	REC	YDS	AVG	LG	TD			TAR	REC	YDS	AVG	LG	TD			
D.Walker	8	7	95	13.6	61	2	W.Snead		10	6	95	15.8	32	0			
D.Green-Beckham	10	5	77	15.4	20	0	B.Watson		5	5	60	12.0	19	0			
H.Douglas	5	5	73	14.6	30	0	B.Cooks		6	4	71	17.8	38	1			
A.Fasano	3	3	33	11.0	23	1	M.Ingram		5	4	42	10.5	14	0			
J.Hunter	4	3	17	5.7	8	1	M.Colston		3	3	37	12.3	16	0			
D.McCluster	4	2	28	14.0	21	0	B.Coleman		3	2	58	29.0	30	0			
C.Stevens	3	2	25	12.5	24	0	J.Hill		2	2	21	10.5	11	1			
A.Andrews	2	1	23	23.0	23	0	C.Spiller		2	1	2	2.0	2	0			
							M.Hoomanawanui		3	1	1	1.0	1	1			
Total	39	28	371	13.3	61	4	Total		39	28	387	13.8	38	3			
INTERCEPTIONS						INTERCEPTIONS											
	NO	YDS	AVG	LG	TD				NO	YDS	AVG	LG	TD				
B.Webb	1	0	0.0	0	0												
Total	1	0	0.0	0	0	Total			0	0	0	0	0				
PUNTING								PUNTING									
	NO	YDS	AVG	NET	TB	IN20	LG		NO	YDS	AVG	NET	TB	IN20	LG		
B.Kern	5	253	50.6	46.4	0	2	56	T.Morstead	4	183	45.8	42.8	0	2	49		
Total	5	253	50.6	46.4	0	2	56	Total	4	183	45.8	42.8	0	2	49		
PUNT RETURNS								PUNT RETURNS									
	NO	YDS	AVG	FC	LG	TD			NO	YDS	AVG	FC	LG	TD			
D.McCluster	2	12	6.0	1	7	0	M.Murphy		3	21	7.0	1	11	0			
[OUT OF BOUNDS]	1	0	0.0	0	0	0	[DOWNED]		1	0	0.0	0	0	0			
Total	2	12	6.0	1	7	0	Total		3	21	7.0	1	11	0			
KICKOFF RETURNS								KICKOFF RETURNS									
	NO	YDS	AVG	FC	LG	TD			NO	YDS	AVG	FC	LG	TD			
D.McCluster	4	96	24.0	0	32	0	M.Murphy		3	82	27.3	0	35	0			
[TOUCHBACK]	2	0	0.0	0	0	0	[TOUCHBACK]		3	0	0.0	0	0	0			
Total	4	96	24.0	0	32	0	Total		3	82	27.3	0	35	0			

Tennessee Titans

FUMBLES	FUM	LOST	OWN-REC	YDS	TD	FORCED	OPP-REC	YDS	TD	OUT-BDS
A.Gallik	1	0	0	0	0	0	0	0	0	0
D.McCluster	1	1	0	0	0	0	0	0	0	0
M.Mariota	0	0	1	0	0	0	0	0	0	0
C.Riggs	0	0	0	0	0	1	0	0	0	0
S.Johnson	0	0	0	0	0	0	1	0	0	0
Total	2	1	1	0	0	1	1	0	0	0

New Orleans Saints

FUMBLES	FUM	LOST	OWN-REC	YDS	TD	FORCED	OPP-REC	YDS	TD	OUT-BDS
M.Murphy	1	1	0	0	0	0	0	0	0	0
D.Hawthorne	0	0	0	0	0	1	0	0	0	0
O.Gwacham	0	0	0	0	0	0	1	0	0	0
Total	1	1	0	0	0	1	1	0	0	0

Play By Play

First Quarter

11/8/2015

TEN wins toss, elects to Receive, and NO elects to defend the North goal.

T.Morstead kicks 65 yards from NO 35 to end zone, Touchback.

Tennessee Titans at 15:00

- 1-10-TEN 20 (15:00) A.Andrews right tackle to TEN 25 for 5 yards (K.Vaccaro; J.Jenkins). NO-J.Jenkins was injured during the play. His return is Probable.
- 2-5-TEN 25 (14:33) D.McCluster right end to TEN 27 for 2 yards (S.Anthony; M.Mauti).
- 3-3-TEN 27 (13:54) (Shotgun) M.Mariota pass incomplete short right to D.McCluster (D.Breaux).
- 4-3-TEN 27 (13:49) B.Kern punts 56 yards to NO 17, Center-B.Brinkley. M.Murphy to NO 28 for 11 yards (S.Johnson).

New Orleans Saints at 13:36

- 1-10-NO 28 (13:36) M.Ingram left guard to NO 29 for 1 yard (M.Griffin).
- 2-9-NO 29 (13:05) M.Ingram right tackle to NO 32 for 3 yards (A.Williamson).
- 3-6-NO 32 (12:36) (Shotgun) D.Brees pass short left to W.Snead to NO 42 for 10 yards (C.Riggs). Pass 3, YAC 7 P1
- 1-10-NO 42 (12:02) D.Brees pass deep left to B.Cooks to TEN 33 for 25 yards (W.Woodyard; A.Williamson). Pass 16, YAC 9 P2
- 1-10-TEN 33 (11:27) (Shotgun) D.Brees pass short right to C.Spiller to TEN 24 for 9 yards (A.Williamson).
PENALTY on NO-J.Hill, Offensive Pass Interference, 10 yards, enforced at TEN 33 - No Play.
- 1-20-TEN 43 (11:09) D.Brees pass deep left to B.Coleman to TEN 13 for 30 yards (M.Griffin). Pass 23, YAC 7 P3
- 1-10-TEN 13 (10:29) M.Ingram right guard to TEN 10 for 3 yards (B.Orakpo; W.Woodyard).
- 2-7-TEN 10 (9:53) D.Brees pass short right to J.Hill for 10 yards, TOUCHDOWN. Pass 0, YAC 10 P4
K.Forbath extra point is GOOD, Center-J.Drescher, Holder-T.Morstead.

TEN 0 NO 7, 7 plays, 72 yards, 3:50 drive, 5:14 elapsed

T.Morstead kicks 67 yards from NO 35 to TEN -2. D.McCluster to TEN 14 for 16 yards (J.Sanford).

PENALTY on TEN-P.Supernaw, Offensive Holding, 7 yards, enforced at TEN 14.

Tennessee Titans at 9:46, (1st play from scrimmage 9:43)

- 1-10-TEN 7 (9:43) A.Andrews right tackle to TEN 6 for -1 yards (J.Jenkins).
- 2-11-TEN 6 (9:04) (Shotgun) M.Mariota Aborted. A.Gallik FUMBLES at TEN 6, recovered by TEN-M.Mariota at TEN 6. M.Mariota pass incomplete short right to D.Green-Beckham.
Penalty on TEN-J.Looney, Offensive Holding, declined. Bad exchange from center; the ball struck the ground and Mariota had to scoop it before he attempted the pass.
- 3-11-TEN 6 (9:00) (Shotgun) M.Mariota pass incomplete short middle to A.Andrews.
- 4-11-TEN 6 (8:54) B.Kern punts 54 yards to NO 40, Center-B.Brinkley. M.Murphy to NO 42 for 2 yards (C.Riggs). FUMBLES (C.Riggs), RECOVERED by TEN-S.Johnson at NO 42. S.Johnson to NO 42 for no gain (M.Murphy).

Tennessee Titans at 8:41

- 1-10-NO 42 (8:41) A.Andrews left tackle to NO 33 for 9 yards (D.Hawthorne).
- 2-1-NO 33 (8:03) M.Mariota pass incomplete short right to C.Stevens.
- 3-1-NO 33 (7:56) A.Andrews right guard to NO 33 for no gain (J.Jenkins).
- 4-1-NO 33 (7:03) (Field Goal formation) R.Succop 51 yard field goal is GOOD, Center-B.Brinkley, Holder-B.Kern.

TEN 3 NO 7, 4 plays, 9 yards, 1:43 drive, 8:02 elapsed

R.Succop kicks 65 yards from TEN 35 to end zone, Touchback.

New Orleans Saints at 6:58

- 1-10-NO 20 (6:58) M.Ingram left guard to NO 23 for 3 yards (P.Cox; A.Woods).
- 2-7-NO 23 (6:26) D.Brees pass incomplete short left to W.Snead (B.Orakpo).
- 3-7-NO 23 (6:22) (Shotgun) D.Brees pass short right to W.Snead pushed ob at NO 32 for 9 yards (C.Sensabaugh). Pass 9, YAC 0. INJURY UPDATE - TEN, #91 D.Morgan, shoulder, QUESTIONABLE to return. P5
- 1-10-NO 32 (5:52) (Shotgun) D.Brees pass short right to B.Watson to NO 44 for 12 yards (M.Griffin). Pass 12, YAC 0 P6
Timeout #1 by NO at 05:13.
- 1-10-NO 44 (5:13) (Shotgun) D.Brees pass incomplete short right to C.Spiller [B.Orakpo].
- 2-10-NO 44 (5:08) M.Ingram right tackle to NO 46 for 2 yards (A.Williamson).
- 3-8-NO 46 (4:28) (Shotgun) D.Brees pass short middle to M.Colston to TEN 38 for 16 yards (M.Griffin). Pass 14, YAC 2 P7
- 1-10-TEN 38 (3:51) D.Brees pass deep left to B.Cooks for 38 yards, TOUCHDOWN. Pass 36, YAC 2 P8
K.Forbath extra point is GOOD, Center-J.Drescher, Holder-T.Morstead.

TEN 3 NO 14, 8 plays, 80 yards, 3:14 drive, 11:16 elapsed

T.Morstead kicks 65 yards from NO 35 to TEN 0. D.McCluster to TEN 25 for 25 yards (M.Mohamed).

Tennessee Titans at 3:44, (1st play from scrimmage 3:38)

- 1-10-TEN 25 (3:38) M.Mariota pass short right to A.Fasano to TEN 30 for 5 yards (M.Mauti). Pass 3, YAC 2

Tennessee Titans vs New Orleans Saints at Mercedes-Benz Superdome

2-5-TEN 30	(2:58) A.Andrews left tackle to TEN 30 for no gain (S.Anthony; B.Richardson).	
	PENALTY on NO-B.Richardson, Defensive Offside, 5 yards, enforced at TEN 30 - No Play.	X1
<u>1-10-TEN 35</u>	(2:39) (Shotgun) A.Andrews left tackle to TEN 40 for 5 yards (C.Jordan).	
2-5-TEN 40	(1:56) A.Andrews right end to TEN 39 for -1 yards (M.Mauti; K.Vaccaro).	
3-6-TEN 39	(1:12) (Shotgun) M.Mariota pass deep left to D.Walker for 61 yards, TOUCHDOWN. Pass 20, YAC 39	P2
	R.Succop extra point is GOOD, Center-B.Brinkley, Holder-B.Kern.	

TEN 10 NO 14, 4 plays, 75 yards, 1 penalty, 2:44 drive, 14:00 elapsed

R.Succop kicks 68 yards from TEN 35 to NO -3. M.Murphy to NO 21 for 24 yards (S.Johnson).

New Orleans Saints at 1:00, (1st play from scrimmage 0:55)

1-10-NO 21	(:55) M.Ingram right end to NO 22 for 1 yard (A.Williamson; C.Sensabaugh).	
2-9-NO 22	(:18) D.Brees pass incomplete deep right to B.Coleman.	
3-9-NO 22	(:12) (Shotgun) D.Brees pass short left intended for B.Cooks INTERCEPTED by P.Cox [K.Klug] at NO 37. P.Cox to NO 37 for no gain (B.Cooks).	
	PENALTY on TEN-K.Klug, Roughing the Passer, 15 yards, enforced at NO 22 - No Play.	X9
<u>1-10-NO 37</u>	(:06) D.Brees pass short middle to M.Ingram to NO 42 for 5 yards (Z.Brown). Pass 2, YAC 3	

END OF QUARTER

	Score	Time Poss	First Downs				Efficiencies	
			R	P	X	T	3 Down	4 Down
Tennessee Titans	10	6:56	0	1	1	2	1/4	0/0
New Orleans Saints	14	8:04	0	8	1	9	3/3	0/0

Play By Play

Second Quarter

11/8/2015

New Orleans Saints continued.

2-5-NO 42	(15:00) M.Ingram right tackle pushed ob at TEN 46 for 12 yards (Z.Brown).	R10
<u>1-10-TEN 46</u>	(14:33) M.Ingram right tackle to TEN 45 for 1 yard (C.Sensabaugh).	
2-9-TEN 45	(13:51) (Shotgun) D.Brees pass deep left to W.Snead pushed ob at TEN 13 for 32 yards (P.Cox). Pass 28, YAC 4	P11
<u>1-10-TEN 13</u>	(13:19) D.Brees sacked at TEN 17 for -4 yards (B.Orakpo).	
2-14-TEN 17	(12:34) (Shotgun) D.Brees pass short left to M.Ingram to TEN 3 for 14 yards (D.Bass). NO-M.Unger was injured during the play. His return is Probable. Pass -1, YAC 15	P12
<u>1-3-TEN 3</u>	(11:43) (Shotgun) D.Brees pass incomplete short left [J.Casey].	
	PENALTY on TEN-J.Casey, Roughing the Passer, 2 yards, enforced at TEN 3 - No Play.	X13
<u>1-1-TEN 1</u>	(11:37) M.Ingram right guard to TEN 1 for no gain (D.Jones; A.Blackson). NO-M.Hoomanawanui was injured during the play.	
2-1-TEN 1	(11:04) D.Brees up the middle for 1 yard, TOUCHDOWN.	R14
	K.Forbath extra point is GOOD, Center-J.Drescher, Holder-T.Morstead.	

TEN 10 NO 21, 10 plays, 79 yards, 2 penalties, 4:59 drive, 3:59 elapsed

K.Forbath kicks 65 yards from NO 35 to TEN 0. D.McCluster to TEN 23 for 23 yards (M.Mauti).

Tennessee Titans at 11:01, (1st play from scrimmage 10:56)

1-10-TEN 23	(10:56) M.Mariota pass short left to A.Andrews to TEN 46 for 23 yards (J.Byrd). Pass 12, YAC 11	P3
<u>1-10-TEN 46</u>	(10:09) A.Andrews right tackle pushed ob at NO 16 for 38 yards (J.Byrd).	R4
<u>1-10-NO 16</u>	(9:33) D.McCluster right guard to NO 14 for 2 yards (D.Hawthorne; J.Jenkins).	
2-8-NO 14	(8:50) (Shotgun) M.Mariota pass short left to D.Walker pushed ob at NO 2 for 12 yards (M.Mauti). Pass 9, YAC 3	P5
<u>1-2-NO 2</u>	(8:15) M.Mariota pass short left to D.Walker for 2 yards, TOUCHDOWN. Pass 2, YAC 0	P6
	R.Succop extra point is GOOD, Center-B.Brinkley, Holder-B.Kern.	

TEN 17 NO 21, 5 plays, 77 yards, 2:53 drive, 6:52 elapsed

R.Succop kicks 70 yards from TEN 35 to NO -5. M.Murphy to NO 30 for 35 yards (C.Riggs).

New Orleans Saints at 8:08, (1st play from scrimmage 8:00)

1-10-NO 30	(8:00) C.Spiller right end to NO 33 for 3 yards (J.Casey).	
2-7-NO 33	(7:21) D.Brees pass incomplete deep right to W.Snead.	
3-7-NO 33	(7:13) (Shotgun) D.Brees pass incomplete short middle to B.Cooks. A flag was thrown on the play, but officials huddled and did not call a penalty.	
4-7-NO 33	(7:08) T.Morstead punts 45 yards to TEN 22, Center-J.Drescher. D.McCluster to TEN 29 for 7 yards (B.Dixon).	

Tennessee Titans at 6:57

1-10-TEN 29	(6:57) (Shotgun) D.McCluster right guard to TEN 32 for 3 yards (K.Williams; J.Jenkins).	
2-7-TEN 32	(6:24) (Shotgun) D.McCluster right guard to TEN 37 for 5 yards (K.Vaccaro; K.Williams).	
3-2-TEN 37	(5:46) (Shotgun) M.Mariota pass incomplete short right to D.McCluster.	
4-2-TEN 37	(5:40) B.Kern punts 55 yards to NO 8, Center-B.Brinkley, downed by TEN-M.Huff.	

New Orleans Saints at 5:28

1-10-NO 8	(5:28) M.Ingram right tackle to NO 11 for 3 yards (D.Jones).	
2-7-NO 11	(4:52) (Shotgun) M.Ingram right guard to NO 12 for 1 yard (D.Jones).	
3-6-NO 12	(4:11) (Shotgun) D.Brees pass deep right to B.Watson to NO 31 for 19 yards (M.Griffin). Pass 18, YAC 1	P15
<u>1-10-NO 31</u>	(3:40) M.Ingram right guard to NO 35 for 4 yards (W.Woodyard).	
2-6-NO 35	(3:04) (Shotgun) D.Brees pass short middle to M.Ingram to NO 39 for 4 yards (W.Woodyard).	
	PENALTY on NO-T.Armstead, Offensive Holding, 10 yards, enforced at NO 35 - No Play.	
2-16-NO 25	(2:35) (Shotgun) D.Brees pass short middle to B.Watson to NO 35 for 10 yards (Z.Brown). Pass 5, YAC 5	

Two-Minute Warning

3-6-NO 35	(2:00) (Shotgun) D.Brees pass short left to C.Spiller pushed ob at NO 37 for 2 yards (B.Orakpo). Pass -2, YAC 4	
4-4-NO 37	(1:54) T.Morstead punts 46 yards to TEN 17, Center-J.Drescher, out of bounds.	

Tennessee Titans at 1:47

1-10-TEN 17	(1:47) (Shotgun) M.Mariota pass short left to D.McCluster to TEN 24 for 7 yards (K.Vaccaro). Pass 7, YAC 0	
2-3-TEN 24	(1:29) (No Huddle, Shotgun) M.Mariota pass incomplete deep right to D.Green-Beckham.	
3-3-TEN 24	(1:24) (Shotgun) M.Mariota pass short right to D.Walker to TEN 35 for 11 yards (S.Anthony; K.Vaccaro). Pass 4, YAC 7	P7
<u>1-10-TEN 35</u>	(1:00) (No Huddle, Shotgun) M.Mariota pass deep left to H.Douglas to NO 35 for 30 yards (K.Wilson). Pass 16, YAC 14	P8
	Timeout #1 by TEN at 00:50.	
<u>1-10-NO 35</u>	(:50) (Shotgun) M.Mariota pass short left to D.McCluster to NO 14 for 21 yards (S.Anthony).	P9

Tennessee Titans vs New Orleans Saints at Mercedes-Benz Superdome

1-10-NO 14 (:21) (No Huddle, Shotgun) D.McCluster right guard to NO 13 for 1 yard (D.Hawthorne, K.Vaccaro). FUMBLES (D.Hawthorne), RECOVERED by NO-O.Gwacham at NO 13. O.Gwacham to NO 13 for no gain (D.McCluster).
New Orleans Saints at 0:18

1-10-NO 13 (:18) D.Brees kneels to NO 12 for -1 yards.

END OF QUARTER			First Downs				Efficiencies	
	Score	Time Poss	R	P	X	T	3 Down	4 Down
Tennessee Titans	17	5:51	1	6	0	7	1/2	0/0
New Orleans Saints	21	9:09	2	3	1	6	1/3	0/0

First Half Summary

Titans	10	7 = 17	Titans	12:47	
Saints	14	7 = 21	Saints	17:13	
Scoring Plays					
Team	Qtr	Time	Play Description (Extra Point) (Drive Info)	Visitor	Home
Saints	1	9:46	J.Hill 10 yd. pass from D.Brees (K.Forbath kick) (7-72, 3:50)	0	7
Titans	1	6:58	R.Succop 51 yd. Field Goal (4-9, 1:43)	3	7
Saints	1	3:44	B.Cooks 38 yd. pass from D.Brees (K.Forbath kick) (8-80, 3:14)	3	14
Titans	1	1:00	D.Walker 61 yd. pass from M.Mariota (R.Succop kick) (4-75, 2:44)	10	14
Saints	2	11:01	D.Brees 1 yd. run (K.Forbath kick) (10-79, 4:59)	10	21
Titans	2	8:08	D.Walker 2 yd. pass from M.Mariota (R.Succop kick) (5-77, 2:53)	17	21

Tennessee Titans										New Orleans Saints												
RUSHING										RUSHING												
	ATT	YDS	AVG	LG	TD							ATT	YDS	AVG	LG	TD						
A.Andrews	7	55	7.9	38	0							M.Ingram	12	34	2.8	12	0					
D.McCluster	5	13	2.6	5	0							C.Spiller	1	3	3.0	3	0					
												D.Brees	2	0	0.0	1	1					
Total	12	68	5.7	38	0							Total	15	37	2.5	12	1					
PASSING										PASSING												
	ATT	CMP	YDS	SK/YD	TD	LG	IN	RT				ATT	CMP	YDS	SK/YD	TD	LG	IN	RT			
M.Mariota	15	9	172	0/0	2	61	0	139.4				D.Brees	19	14	232	1/4	2	38	0	149.5		
Total	15	9	172	0/0	2	61	0	139.4				Total	19	14	232	1/4	2	38	0	149.5		
PASS RECEIVING										PASS RECEIVING												
	TAR	REC	YDS	AVG	LG	TD						TAR	REC	YDS	AVG	LG	TD					
D.Walker	4	4	86	21.5	61	2						W.Snead	5	3	51	17.0	32	0				
D.McCluster	4	2	28	14.0	21	0						B.Watson	3	3	41	13.7	19	0				
H.Douglas	1	1	30	30.0	30	0						B.Cooks	3	2	63	31.5	38	1				
A.Andrews	2	1	23	23.0	23	0						M.Ingram	2	2	19	9.5	14	0				
A.Fasano	1	1	5	5.0	5	0						B.Coleman	2	1	30	30.0	30	0				
D.Green-Beckham	2	0	0	0.0	0	0						M.Colston	1	1	16	16.0	16	0				
C.Stevens	1	0	0	0.0	0	0						J.Hill	1	1	10	10.0	10	1				
												C.Spiller	2	1	2	2.0	2	0				
Total	15	9	172	19.1	61	2						Total	19	14	232	16.6	38	2				

[illegible]

Tennessee Titans vs New Orleans Saints
11/8/2015 at Mercedes-Benz Superdome

First Half Summary

New Orleans Saints	Regular Defensive Plays												Special Teams					Misc			
	TKL	AST	COMB	SK	/ YDS	TFL	QH	IN	PD	FF	FR	TKL	AST	FF	FR	BL	TKL	AST	FF	FR	
K.Vaccaro	1	5	6	0	0	0	0	0	0	0	0	0	0	0	0	0	0	0	0	0	
J.Jenkins	2	3	5	0	0	1	0	0	0	0	0	0	0	0	0	0	0	0	0	0	
M.Mauti	2	2	4	0	0	0	0	0	0	0	0	0	1	0	0	0	0	0	0	0	
D.Hawthorne	2	1	3	0	0	0	0	0	0	1	0	0	0	0	0	0	0	0	0	0	
Total	7	11	18	0	0	1	0	0	0	1	0	1	0	0	0	0	0	0	0	0	

Third Quarter

11/8/2015

Play By Play

NO elects to Receive, and TEN elects to defend the North goal.

R.Succop kicks 68 yards from TEN 35 to NO -3. M.Murphy to NO 20 for 23 yards (D.Bass).

New Orleans Saints at 15:00, (1st play from scrimmage 14:55)

- 1-10-NO 20 (14:55) M.Ingram left end to NO 25 for 5 yards (D.Searcy).
- 2-5-NO 25 (14:24) M.Ingram right guard to NO 29 for 4 yards (A.Woods).
- 3-1-NO 29 (13:50) M.Ingram right tackle to NO 29 for no gain (M.Griffin; D.Jones).
- 4-1-NO 29 (13:08) T.Morstead punts 43 yards to TEN 28, Center-J.Drescher. D.McCluster to TEN 33 for 5 yards (O.Gwacham).

Tennessee Titans at 12:56

- 1-10-TEN 33 (12:56) M.Mariota pass short right to J.Hunter to TEN 37 for 4 yards (D.Breaux). Pass 4, YAC 0
- 2-6-TEN 37 (12:39) (Shotgun) M.Mariota pass short middle to D.Green-Beckham to NO 49 for 14 yards (K.Wilson) [S.Anthony]. Pass 9, YAC 5 P10
- 1-10-NO 49 (11:57) A.Andrews left end to NO 48 for 1 yard (M.Mauti).
- 2-9-NO 48 (11:18) (Shotgun) M.Mariota pass deep left to D.Green-Beckham to NO 28 for 20 yards (B.Browner). P11
- Penalty on NO-K.Vaccaro, Illegal Contact, declined. Pass 17, YAC 3
- 1-10-NO 28 (10:55) A.Andrews right tackle to NO 19 for 9 yards (M.Mauti).
- 2-1-NO 19 (10:13) A.Andrews left end to NO 19 for no gain (S.Anthony).
- 3-1-NO 19 (9:32) (Shotgun) M.Mariota left end to NO 14 for 5 yards (J.Byrd). R12
- 1-10-NO 14 (8:51) A.Andrews right tackle to NO 12 for 2 yards (S.Anthony).
- 2-8-NO 12 (8:06) M.Mariota pass incomplete short middle to D.Green-Beckham.
- 3-8-NO 12 (8:02) (Shotgun) M.Mariota pass short left to C.Stevens to NO 11 for 1 yard (K.Vaccaro). Pass 1, YAC 0
- 4-7-NO 11 (7:22) R.Succop 29 yard field goal is GOOD, Center-B.Brinkley, Holder-B.Kern.

TEN 20 NO 21, 11 plays, 56 yards, 5:39 drive, 7:43 elapsed	
--	--

R.Succop kicks 65 yards from TEN 35 to end zone, Touchback.

New Orleans Saints at 7:17

- 1-10-NO 20 (7:17) D.Brees pass short right to J.Hill pushed ob at NO 31 for 11 yards (W.Woodyard). Pass 1, YAC 10 P16
- 1-10-NO 31 (6:48) (Shotgun) D.Brees pass short right to W.Snead to NO 38 for 7 yards (B.Webb). Pass 6, YAC 1
- 2-3-NO 38 (6:11) M.Ingram left tackle to NO 42 for 4 yards (W.Woodyard). R17
- 1-10-NO 42 (5:42) (Shotgun) D.Brees pass deep right to B.Coleman pushed ob at TEN 30 for 28 yards (M.Griffin) [K.Klug]. Pass 28, YAC 0 P18
- 1-10-TEN 30 (5:26) (Shotgun) D.Brees pass short right to B.Watson to TEN 21 for 9 yards (Z.Brown). Pass 4, YAC 5
- 2-1-TEN 21 (4:57) M.Ingram right guard to TEN 19 for 2 yards (W.Woodyard). R19
- 1-10-TEN 19 (4:18) D.Brees sacked at TEN 30 for -11 yards (W.Woodyard). INJURY UPDATE: TEN #29 P.Cox, hamstring, DOUBTFUL to return.
- 2-21-TEN 30 (3:39) (Shotgun) D.Brees pass deep left intended for M.Ingram INTERCEPTED by B.Webb at TEN 0. Touchback.

Tennessee Titans at 3:30

- 1-10-TEN 20 (3:30) (Shotgun) M.Mariota pass incomplete short left to D.Green-Beckham.
- 2-10-TEN 20 (3:24) A.Andrews right guard to TEN 22 for 2 yards (T.Davison).
- 3-8-TEN 22 (2:44) (Shotgun) M.Mariota pass incomplete short left to D.Walker.
- 4-8-TEN 22 (2:40) B.Kern punts 48 yards to NO 30, Center-B.Brinkley. M.Murphy to NO 38 for 8 yards (J.Fowler).

New Orleans Saints at 2:29

- 1-10-NO 38 (2:29) D.Brees pass short left to M.Ingram to NO 47 for 9 yards (Z.Brown; C.Sensabaugh). Pass 3, YAC 6
- 2-1-NO 47 (1:53) C.Spiller left end to TEN 48 for 5 yards (C.Riggs). R20
- 1-10-TEN 48 (1:18) M.Ingram right guard to TEN 48 for no gain (D.Jones).
- 2-10-TEN 48 (:48) (Shotgun) PENALTY on NO-T.Armstead, False Start, 5 yards, enforced at TEN 48 - No Play.
- 2-15-NO 47 (:40) (Shotgun) D.Brees pass short middle to B.Watson to TEN 43 for 10 yards (Z.Brown). Pass 6, YAC 4
- 3-5-TEN 43 (:06) (Shotgun) D.Brees pass short left to M.Colston to TEN 35 for 8 yards (B.Webb). Pass 4, YAC 4 P21

END OF QUARTER

	Score	Time Poss	First Downs				Efficiencies	
			R	P	X	T	3 Down	4 Down
Tennessee Titans	20	6:40	1	2	0	3	1/3	0/0
New Orleans Saints	21	8:20	3	3	0	6	1/2	0/0

Play By Play

Fourth Quarter

11/8/2015

New Orleans Saints continued.

<u>1-10-TEN 35</u>	(15:00) M.Ingram left guard to TEN 31 for 4 yards (C.Riggs).	
2-6-TEN 31	(14:29) D.Brees pass incomplete short right to M.Hoomanawanui.	
3-6-TEN 31	(14:24) (Shotgun) D.Brees pass short right to B.Cooks to TEN 25 for 6 yards (B.Webb). Pass 6, YAC 0	P22
<u>1-10-TEN 25</u>	(13:50) D.Brees pass incomplete short left to W.Snead (J.Casey).	
2-10-TEN 25	(13:47) D.Brees pass short middle to M.Ingram to TEN 11 for 14 yards (M.Griffin; D.Searcy). Pass 3, YAC 11	P23
<u>1-10-TEN 11</u>	(12:59) M.Ingram right tackle to TEN 12 for -1 yards (A.Williamson; A.Blackson).	
2-11-TEN 12	(12:22) D.Brees sacked at TEN 21 for -9 yards (D.Bass).	
	PENALTY on TEN-D.Bass, Roughing the Passer, 6 yards, enforced at TEN 12 - No Play.	X24-
	PENALTY on TEN-B.Orakpo, Unsportsmanlike Conduct, 3 yards, enforced between downs.	X26
	PENALTY on TEN-B.Orakpo, Unsportsmanlike Conduct, 2 yards, enforced between downs.	
<u>1-1-TEN 1</u>	(12:09) M.Ingram right guard to TEN 1 for no gain (A.Williamson).	
2-1-TEN 1	(11:38) D.Brees pass short right to M.Hoomanawanui for 1 yard, TOUCHDOWN. Pass -1, YAC 2	P27
	K.Forbath extra point is GOOD, Center-J.Drescher, Holder-T.Morstead.	

TEN 20 NO 28, 13 plays, 62 yards, 3 penalties, 5:57 drive, 3:28 elapsed

K.Forbath kicks 69 yards from NO 35 to TEN -4. D.McCluster pushed ob at TEN 28 for 32 yards (T.Graham).

PENALTY on NO-M.Mauti, Unnecessary Roughness, 15 yards, enforced at TEN 28.

Tennessee Titans at 11:32, (1st play from scrimmage 11:25)

1-10-TEN 43	(11:25) M.Mariota pass short middle to H.Douglas to NO 43 for 14 yards (J.Byrd). Pass 14, YAC 0	P13
<u>1-10-NO 43</u>	(10:50) A.Andrews right tackle to NO 44 for -1 yards (J.Jenkins; K.Williams).	
2-11-NO 44	(10:06) (Shotgun) M.Mariota pass short left to H.Douglas to NO 32 for 12 yards (J.Byrd). Pass -3, YAC 15	P14
<u>1-10-NO 32</u>	(9:32) A.Andrews right guard to NO 33 for -1 yards (J.Byrd; J.Jenkins).	
2-11-NO 33	(8:56) (Shotgun) M.Mariota pass short middle to D.Walker to NO 28 for 5 yards (J.Byrd). Pass 3, YAC 2	
3-6-NO 28	(8:12) (Shotgun) M.Mariota pass short right to H.Douglas to NO 18 for 10 yards (D.Hawthorne) [K.Wilson].	P15
	PENALTY on NO-K.Wilson, Roughing the Passer, 9 yards, enforced at NO 18. Pass 1, YAC 9	X16
<u>1-9-NO 9</u>	(7:51) A.Andrews left guard to NO 8 for 1 yard (J.Jenkins; S.Anthony).	
2-8-NO 8	(7:11) M.Mariota pass short right to J.Hunter for 8 yards, TOUCHDOWN. Pass 8, YAC 0	P17
	(Pass formation) TWO-POINT CONVERSION ATTEMPT. M.Mariota pass to D.Walker is complete. ATTEMPT SUCCEEDS.	

TEN 28 NO 28, 8 plays, 57 yards, 1 penalty, 4:26 drive, 7:54 elapsed

R.Succop kicks 65 yards from TEN 35 to end zone, Touchback.

New Orleans Saints at 7:06

1-10-NO 20	(7:06) D.Brees pass incomplete short right to M.Hoomanawanui [D.Jones].	
2-10-NO 20	(7:01) (Shotgun) D.Brees pass incomplete short right to B.Cooks [D.Jones].	
	PENALTY on TEN-W.Woodyard, Defensive Holding, 5 yards, enforced at NO 20 - No Play.	X28,
	PENALTY on TEN-W.Woodyard, Unsportsmanlike Conduct, 15 yards, enforced between downs.	X29
<u>1-10-NO 40</u>	(6:55) M.Ingram left end to NO 46 for 6 yards (D.Searcy).	
	PENALTY on NO-B.Cooks, Offensive Holding, 10 yards, enforced at NO 42.	
1-18-NO 32	(6:38) (Shotgun) D.Brees pass short right to B.Cooks to NO 34 for 2 yards (W.Woodyard). Pass -2, YAC 2	
2-16-NO 34	(5:55) (Shotgun) D.Brees sacked at NO 25 for -9 yards (A.Blackson).	
3-25-NO 25	(5:14) (Shotgun) D.Brees pass short middle to W.Snead to NO 40 for 15 yards (A.Williamson). Pass 5, YAC 10	
4-10-NO 40	(4:36) T.Morstead punts 49 yards to TEN 11, Center-J.Drescher, fair catch by D.McCluster.	

Tennessee Titans at 4:28

1-10-TEN 11	(4:28) M.Mariota pass short right to A.Fasano to TEN 34 for 23 yards (K.Vaccaro).	P18
	Penalty on NO-B.Browner, Defensive Holding, declined. Pass 4, YAC 19	
	Timeout #1 by TEN at 04:18.	
<u>1-10-TEN 34</u>	(4:18) (Shotgun) M.Mariota pass short right to D.Green-Beckham to NO 46 for 20 yards (D.Breaux). Pass 9, YAC 11	P19
<u>1-10-NO 46</u>	(3:41) A.Andrews right tackle to NO 44 for 2 yards (S.Anthony; J.Dunbar).	
	Timeout #1 by NO at 03:30.	
2-8-NO 44	(3:30) (Shotgun) M.Mariota pass short middle to D.Walker to NO 43 for 1 yard (M.Mauti). Pass 1, YAC 0	
3-7-NO 43	(2:47) (Shotgun) M.Mariota pass incomplete short right to D.Walker (B.Browner).	
	PENALTY on NO-B.Browner, Defensive Pass Interference, 11 yards, enforced at NO 43 - No Play.	X20
<u>1-10-NO 32</u>	(2:42) (Shotgun) D.McCluster right guard to NO 30 for 2 yards (K.Williams; J.Jenkins).	

Tennessee Titans vs New Orleans Saints at Mercedes-Benz Superdome

Timeout #2 by NO at 02:37.

2-8-NO 30 (2:37) A.Andrews right guard to NO 26 for 4 yards (M.Mauti).

PENALTY on TEN-P.Superdaw, Offensive Holding, 11 yards, enforced at NO 30 - No Play.

2-19-NO 41 (2:31) (Shotgun) D.McCluster right guard to NO 38 for 3 yards (K.Williams).

Timeout #3 by NO at 02:25.

3-16-NO 38 (2:25) (Shotgun) D.McCluster right guard to NO 37 for 1 yard (B.Richardson).

Two-Minute Warning

4-15-NO 37 (2:00) R.Succop 55 yard field goal is No Good, Hit Crossbar, Center-B.Brinkley, Holder-B.Kern.

New Orleans Saints at 1:55

1-10-NO 45 (1:55) (Shotgun) D.Brees pass incomplete short middle to W.Snead.

2-10-NO 45 (1:50) (Shotgun) D.Brees pass deep left to W.Snead pushed ob at TEN 33 for 22 yards (B.Webb). Pass 21, YAC 1

P30

1-10-TEN 33 (1:44) (Shotgun) D.Brees sacked at TEN 41 for -8 yards (B.Orakpo).

2-18-TEN 41 (1:13) (No Huddle, Shotgun) D.Brees pass incomplete deep left to B.Cooks.

3-18-TEN 41 (1:09) (Shotgun) D.Brees pass short right to M.Colston pushed ob at TEN 28 for 13 yards (B.Webb) [D.Morgan]. Pass 5, YAC 8

4-5-TEN 28 (1:01) K.Forbath 46 yard field goal is BLOCKED (B.Orakpo), Center-J.Drescher, Holder-T.Morstead.

Tennessee Titans at 0:56

1-10-TEN 36 (:56) (Shotgun) M.Mariota pass incomplete short left to J.Hunter.

2-10-TEN 36 (:52) (Shotgun) M.Mariota pass short left to J.Hunter to TEN 41 for 5 yards (B.Browner; M.Mauti). Pass 4, YAC 1

3-5-TEN 41 (:24) (No Huddle, Shotgun) M.Mariota pass incomplete deep right to D.Green-Beckham (D.Breaux).

4-5-TEN 41 (:19) B.Kern punts 40 yards to NO 19, Center-B.Brinkley, fair catch by M.Murphy.

New Orleans Saints at 0:11

1-10-NO 19 (:11) D.Brees kneels to NO 18 for -1 yards.

END OF QUARTER

	Score	Time Poss	First Downs				Efficiencies	
			R	P	X	T	3 Down	4 Down
Tennessee Titans	28	7:44	0	6	2	8	1/3	0/0
New Orleans Saints	28	7:16	0	4	5	9	1/3	0/0

Play By Play

Overtime

11/8/2015

TEN wins toss, elects to Receive, and NO elects to defend the South goal.

K.Forbath kicks 65 yards from NO 35 to end zone, Touchback.

Tennessee Titans at 15:00

1-10-TEN 20	(15:00) (Shotgun) M.Mariota pass short left to D.Green-Beckham to TEN 34 for 14 yards (M.Mauti; J.Byrd). Pass 5, YAC 9	P21
1-10-TEN 34	(14:25) A.Andrews left end pushed ob at TEN 49 for 15 yards (K.Vaccaro).	R22
1-10-TEN 49	(13:58) A.Andrews left guard to NO 49 for 2 yards (C.Jordan).	
2-8-NO 49	(13:16) M.Mariota pass short middle to C.Stevens to NO 25 for 24 yards (J.Byrd). Pass 6, YAC 18	P23
1-10-NO 25	(12:32) A.Andrews right guard to NO 24 for 1 yard (K.Vaccaro; J.Dunbar).	
2-9-NO 24	(11:54) (Shotgun) M.Mariota pass short left to H.Douglas to NO 17 for 7 yards (B.Richardson). Pass 5, YAC 2	
3-2-NO 17	(11:10) (Shotgun) M.Mariota pass short left to D.Green-Beckham to NO 8 for 9 yards (J.Byrd; B.Browner). Pass 5, YAC 4	P24
1-8-NO 8	(10:43) M.Mariota pass short middle to D.Walker to NO 5 for 3 yards (S.Anthony). Pass 2, YAC 1	
2-5-NO 5	(9:57) (Shotgun) M.Mariota pass short left to A.Fasano for 5 yards, TOUCHDOWN. Pass 5, YAC 0	P25

TEN 34 NO 28, 9 plays, 80 yards, 5:10 drive, 5:10 elapsed

END OF QUARTER

	Score	Time Poss	First Downs				Efficiencies	
			R	P	X	T	3 Down	4 Down
Tennessee Titans	34	5:10	1	4	0	5	1/1	0/0
New Orleans Saints	28	0:00	0	0	0	0	0/0	0/0

Tennessee Titans vs New Orleans Saints
11/8/2015 at Mercedes-Benz Superdome

Final Defensive Statistics

Tennessee Titans													Regular Defensive Plays					Special Teams					Misc			
	TKL	AST	COMB	SK	/ YDS	TFL	Q	IN	PD	FF	FR		TKL	AST	FF	FR	BL	TKL	AST	FF	FR		TKL	AST	FF	FR
W.Woodyard	6	2	8	1	11	1	1	0	0	0	0		0	0	0	0	0	0	0	0	0		0	0	0	0
M.Griffin	6	2	8	0	0	0	0	0	0	0	0		0	0	0	0	0	0	0	0	0		0	0	0	0
A.Williamson	4	3	7	0	0	0	0	0	0	0	0		0	0	0	0	0	0	0	0	0		0	0	0	0
Z.Brown	5	1	6	0	0	0	0	0	0	0	0		0	0	0	0	0	0	0	0	0		0	0	0	0
B.Webb	5	0	5	0	0	0	0	1	1	0	0		0	0	0	0	0	0	0	0	0		0	0	0	0
D.Jones	3	2	5	0	0	0	1	0	0	0	0		0	0	0	0	0	0	0	0	0		0	0	0	0
B.Orakpo	3	1	4	2	12	2	3	0	1	0	0		0	0	0	0	1	0	0	0	0		0	0	0	0
C.Sensabaugh	2	2	4	0	0	0	0	0	0	0	0		0	0	0	0	0	0	0	0	0		0	0	0	0
C.Riggs	3	0	3	0	0	0	0	0	0	0	0		2	0	1	0	0	0	0	0	0		0	0	0	0
D.Searcy	2	1	3	0	0	0	0	0	0	0	0		0	0	0	0	0	0	0	0	0		0	0	0	0
A.Blackson	1	2	3	1	9	1	1	0	0	0	0		0	0	0	0	0	0	0	0	0		0	0	0	0
P.Cox	1	1	2	0	0	0	0	0	0	0	0		0	0	0	0	0	0	0	0	0		0	0	0	0
A.Woods	1	1	2	0	0	0	0	0	0	0	0		0	0	0	0	0	0	0	0	0		0	0	0	0
J.Casey	1	0	1	0	0	0	0	0	1	0	0		0	0	0	0	0	0	0	0	0		0	0	0	0
D.Bass	1	0	1	0	0	0	0	0	0	0	0		1	0	0	0	0	0	0	0	0		0	0	0	0
K.Klug	0	0	0	0	0	0	1	0	0	0	0		0	0	0	0	0	0	0	0	0		0	0	0	0
D.Morgan	0	0	0	0	0	0	1	0	0	0	0		0	0	0	0	0	0	0	0	0		0	0	0	0
S.Johnson	0	0	0	0	0	0	0	0	0	0	0		2	0	0	1	0	0	0	0	0		0	0	0	0
J.Fowler	0	0	0	0	0	0	0	0	0	0	0		1	0	0	0	0	0	0	0	0		0	0	0	0
D.McCluster	0	0	0	0	0	0	0	0	0	0	0		0	0	0	0	0	0	0	0	0		1	0	0	0
M.Mariota	0	0	0	0	0	0	0	0	0	0	0		0	0	0	0	0	0	0	0	0		0	0	0	1
Total	44	18	62	4	32	4	8	1	3	0	0		6	0	1	1	1	1	0	0	0		1	0	0	1

TKL = Tackle AST = Assist COMB = Combined QH=QB Hit IN = Interception PD = Pass Defense FF = Forced Fumble FR = Fumble Recovery

New Orleans Saints													Regular Defensive Plays					Special Teams					Misc			
	TKL	AST	COMB	SK	/ YDS	TFL	QH	IN	PD	FF	FR		TKL	AST	FF	FR	BL	TKL	AST	FF	FR		TKL	AST	FF	FR
J.Byrd	7	3	10	0	0	0	0	0	0	0	0		0	0	0	0	0	0	0	0	0		0	0	0	0
K.Vaccaro	4	6	10	0	0	0	0	0	0	0	0		0	0	0	0	0	0	0	0	0		0	0	0	0
M.Mauti	5	4	9	0	0	0	0	0	0	0	0		1	0	0	0	0	0	0	0	0		0	0	0	0
J.Jenkins	2	7	9	0	0	1	0	0	0	0	0		0	0	0	0	0	0	0	0	0		0	0	0	0
S.Anthony	4	4	8	0	0	0	1	0	0	0	0		0	0	0	0	0	0	0	0	0		0	0	0	0
K.Williams	1	4	5	0	0	0	0	0	0	0	0		0	0	0	0	0	0	0	0	0		0	0	0	0
D.Hawthorne	3	1	4	0	0	0	0	0	0	1	0		0	0	0	0	0	0	0	0	0		0	0	0	0
B.Browner	1	2	3	0	0	0	0	0	0	0	0		0	0	0	0	0	0	0	0	0		0	0	0	0
K.Wilson	2	0	2	0	0	0	1	0	0	0	0		0	0	0	0	0	0	0	0	0		0	0	0	0
D.Breaux	2	0	2	0	0	0	0	0	2	0	0		0	0	0	0	0	0	0	0	0		0	0	0	0
C.Jordan	2	0	2	0	0	0	0	0	0	0	0		0	0	0	0	0	0	0	0	0		0	0	0	0
B.Richardson	2	0	2	0	0	0	0	0	0	0	0		0	0	0	0	0	0	0	0	0		0	0	0	0
J.Dunbar	0	2	2	0	0	0	0	0	0	0	0		0	0	0	0	0	0	0	0	0		0	0	0	0
T.Davison	1	0	1	0	0	0	0	0	0	0	0		0	0	0	0	0	0	0	0	0		0	0	0	0
O.Gwacham	0	0	0	0	0	0	0	0	0	0	1		1	0	0	0	0	0	0	0	0		0	0	0	0
J.Sanford	0	0	0	0	0	0	0	0	0	0	0		1	0	0	0	0	0	0	0	0		0	0	0	0
M.Murphy	0	0	0	0	0	0	0	0	0	0	0		1	0	0	0	0	0	0	0	0		0	0	0	0
M.Mohamed	0	0	0	0	0	0	0	0	0	0	0		1	0	0	0	0	0	0	0	0		0	0	0	0
B.Dixon	0	0	0	0	0	0	0	0	0	0	0		1	0	0	0	0	0	0	0	0		0	0	0	0
T.Graham	0	0	0	0	0	0	0	0	0	0	0		1	0	0	0	0	0	0	0	0		0	0	0	0
Total	36	33	69	0	0	1	2	0	2	1	1		7	0	0	0	0	0	0	0	0		0	0	0	0

Tennessee Titans vs New Orleans Saints
11/8/2015 at Mercedes-Benz Superdome

Ball Possession And Drive Chart

Tennessee Titans

#	Time Recd	Time Lost	Time Poss	How Ball Obtained	Drive Began	# Play	Yds Gain	Yds Pen	Net Yds	1st Down	Last Scrm	How Given Up
1	15:00	13:36	1:24	Kickoff	TEN 20	3	7	0	7	0	TEN 27	Punt
2	9:46	8:41	1:05	Kickoff	TEN 7	3	-1	0	-1	0	TEN 6	Punt
3	8:41	6:58	1:43	Fumble	NO 42	4	9	0	9	0	NO 33	Field Goal
4	3:44	1:00	2:44	Kickoff	TEN 25	4	70	5	75	2	TEN 39	Touchdown
5	11:01	8:08	2:53	Kickoff	TEN 23	5	77	0	77	4	* NO 2	Touchdown
6	6:57	5:28	1:29	Punt	TEN 29	3	8	0	8	0	TEN 37	Punt
7	1:47	0:18	1:29	Punt	TEN 17	6	70	0	70	3	* NO 14	Fumble
8	12:56	7:17	5:39	Punt	TEN 33	11	56	0	56	3	* NO 11	Field Goal
9	3:30	2:29	1:01	Interception	TEN 20	3	2	0	2	0	TEN 22	Punt
10	11:32	7:06	4:26	Kickoff	TEN 43	8	48	9	57	5	* NO 8	Touchdown
11	4:28	1:55	2:33	Punt	TEN 11	8	52	0	52	3	NO 37	Missed FG
12	0:56	0:11	0:45	Missed FG	TEN 36	3	5	0	5	0	TEN 41	Punt
13	15:00	9:50	5:10	Kickoff	TEN 20	9	80	0	80	5	* NO 5	Touchdown

(342) Average TEN 26

New Orleans Saints

#	Time Recd	Time Lost	Time Poss	How Ball Obtained	Drive Began	# Play	Yds Gain	Yds Pen	Net Yds	1st Down	Last Scrm	How Given Up
1	13:36	9:46	3:50	Punt	NO 28	7	82	-10	72	4	* TEN 10	Touchdown
2	6:58	3:44	3:14	Kickoff	NO 20	8	80	0	80	4	TEN 38	Touchdown
3	1:00	11:01	4:59	Kickoff	NO 21	10	62	17	79	6	* TEN 1	Touchdown
4	8:08	6:57	1:11	Kickoff	NO 30	3	3	0	3	0	NO 33	Punt
5	5:28	1:47	3:41	Punt	NO 8	6	39	-10	29	1	NO 37	Punt
6	0:18	0:00	0:18	Fumble	NO 13	1	-1	0	-1	0	NO 13	End of Half
7	15:00	12:56	2:04	Kickoff	NO 20	3	9	0	9	0	NO 29	Punt
8	7:17	3:30	3:47	Kickoff	NO 20	8	50	0	50	4	* TEN 30	Interception
9	2:29	11:32	5:57	Punt	NO 38	13	56	6	62	8	* TEN 1	Touchdown
10	7:06	4:28	2:38	Kickoff	NO 20	5	10	10	20	2	NO 40	Punt
11	1:55	0:56	0:59	Missed FG	NO 45	6	27	0	27	1	TEN 28	Missed FG
12	0:11	0:00	0:11	Punt	NO 19	1	-1	0	-1	0	NO 19	End of Half

(282) Average NO 24

* inside opponent's 20

Time of Possession by Quarter

Visitor	1st	2nd	3rd	4th	OT	Total
Tennessee Titans	6:56	5:51	6:40	7:44	5:10	32:21
Home New Orleans Saints	8:04	9:09	8:20	7:16	0:00	32:49

Kickoff Drive No.-Start Average

Titans: 6 - TEN 23 Saints: 6 - NO 22

Miscellaneous Statistics Report

Tennessee Titans vs New Orleans Saints 11/8/2015 at Mercedes-Benz Superdome

Ten Longest Plays for Tennessee Titans

Yards	Qtr	Play Start	Play Description
61	1	3-6-TEN 39	(1:12) (Shotgun) M.Mariota pass deep left to D.Walker for 61 yards, TOUCHDOWN. Pass 20, YAC 39
38	2	1-10-TEN 46	(10:09) A.Andrews right tackle pushed ob at NO 16 for 38 yards (J.Byrd).
30	2	1-10-TEN 35	(1:00) (No Huddle, Shotgun) M.Mariota pass deep left to H.Douglas to NO 35 for 30 yards (K.Wilson). Pass 16, YAC 14
24	5	2-8-NO 49	(13:16) M.Mariota pass short middle to C.Stevens to NO 25 for 24 yards (J.Byrd). Pass 6, YAC 18
23	2	1-10-TEN 23	(10:56) M.Mariota pass short left to A.Andrews to TEN 46 for 23 yards (J.Byrd). Pass 12, YAC 11
23	4	1-10-TEN 11	(4:28) M.Mariota pass short right to A.Fasano to TEN 34 for 23 yards (K.Vaccaro). Penalty on NO-B.Browner, Defensive Holding, declined. Pass 4, YAC 19
21	2	1-10-NO 35	(:50) (Shotgun) M.Mariota pass short left to D.McCluster to NO 14 for 21 yards (S.Anthony).
20	3	2-9-NO 48	(11:18) (Shotgun) M.Mariota pass deep left to D.Green-Beckham to NO 28 for 20 yards (B.Browner). Penalty on NO-K.Vaccaro, Illegal Contact, declined. Pass 17, YAC 3
20	4	1-10-TEN 34	(4:18) (Shotgun) M.Mariota pass short right to D.Green-Beckham to NO 46 for 20 yards (D.Breaux). Pass 9, YAC 11
19	4	3-6-NO 28	(8:12) (Shotgun) M.Mariota pass short right to H.Douglas to NO 18 for 10 yards (D.Hawthorne) [K.Wilson]. PENALTY on NO-K.Wilson, Roughing the Passer, 9 yards, enforced at NO 18. Pass 1, YAC 9

Ten Longest Plays for New Orleans Saints

Yards	Qtr	Play Start	Play Description
38	1	1-10-TEN 38	(3:51) D.Brees pass deep left to B.Cooks for 38 yards, TOUCHDOWN. Pass 36, YAC 2
32	2	2-9-TEN 45	(13:51) (Shotgun) D.Brees pass deep left to W.Snead pushed ob at TEN 13 for 32 yards (P.Cox). Pass 28, YAC 4
30	1	1-20-TEN 43	(11:09) D.Brees pass deep left to B.Coleman to TEN 13 for 30 yards (M.Griffin). Pass 23, YAC 7
28	3	1-10-NO 42	(5:42) (Shotgun) D.Brees pass deep right to B.Coleman pushed ob at TEN 30 for 28 yards (M.Griffin) [K.Klug]. Pass 28, YAC
25	1	1-10-NO 42	(12:02) D.Brees pass deep left to B.Cooks to TEN 33 for 25 yards (W.Woodyard; A.Williamson). Pass 16, YAC 9
22	4	2-10-NO 45	(1:50) (Shotgun) D.Brees pass deep left to W.Snead pushed ob at TEN 33 for 22 yards (B.Webb). Pass 21, YAC 1
19	2	3-6-NO 12	(4:11) (Shotgun) D.Brees pass deep right to B.Watson to NO 31 for 19 yards (M.Griffin). Pass 18, YAC 1
16	1	3-8-NO 46	(4:28) (Shotgun) D.Brees pass short middle to M.Colston to TEN 38 for 16 yards (M.Griffin). Pass 14, YAC 2
15	4	3-25-NO 25	(5:14) (Shotgun) D.Brees pass short middle to W.Snead to NO 40 for 15 yards (A.Williamson). Pass 5, YAC 10
14	2	2-14-TEN 17	(12:34) (Shotgun) D.Brees pass short left to M.Ingram to TEN 3 for 14 yards (D.Bass). NO-M.Unger was injured during the

Touchdown Scoring Information

		Offense	Defense	Special Teams
VISITOR	Tennessee Titans	4	0	0
HOME	New Orleans Saints	4	0	0

Player Scoring Information

Club	Player	TD	Rush TD	Rec TD	KO TD	Punt TD	Int TD	Fum TD	Misc TD	FG	XP	2Pt Rush	2Pt Rec	Sfty	Points
TEN	D.Walker	0	0	2	0	0	0	0	0	0	0	0	1	0	14
TEN	R.Succop	0	0	0	0	0	0	0	0	2	2	0	0	0	8
TEN	J.Hunter	0	0	1	0	0	0	0	0	0	0	0	0	0	6
TEN	A.Fasano	0	0	1	0	0	0	0	0	0	0	0	0	0	6
NO	D.Brees	0	1	0	0	0	0	0	0	0	0	0	0	0	6
NO	M.Hoomanawanui	0	0	1	0	0	0	0	0	0	0	0	0	0	6
NO	J.Hill	0	0	1	0	0	0	0	0	0	0	0	0	0	6
NO	B.Cooks	0	0	1	0	0	0	0	0	0	0	0	0	0	6
NO	K.Forbath	0	0	0	0	0	0	0	0	0	4	0	0	0	4

Possession Detail

	First Half		Second Half		Game	
	Visitor	Home	Visitor	Home	Visitor	Home
Largest Lead	0	11	6	8	6	11
Drives Leading	0	5	0	3	0	8
Time of Possession Leading	0:00	13:23	0:00	11:48	0:00	25:11
Largest Deficit	-11	0	-8	-6	-11	-6
Drives Trailing	6	0	3	0	9	0
Time of Possession Trailing	11:23	0:00	11:06	0:00	22:29	0:00
Times Score Tied Up		0		1		1
Lead Changes		1		1		2

Playtime Percentage

Percent of playtime per player on offense, defense and special teams

Tennessee Titans						New Orleans Saints					
		Offense	Defense	Special Teams				Offense	Defense	Special Teams	
B Bell	G	71 100%		5	16%	J Evans	G	76 100%		5	16%
C Warmack	G	71 100%		5	16%	Z Strief	T	76 100%		5	16%
J Looney	C	71 100%				T Lelito	G	76 100%		5	16%
T Lewan	T	71 100%				T Armstead	T	76 100%			
M Mariota	QB	71 100%				D Brees	QB	76 100%			
A Gallik	C	71 100%				M Unger	C	75 99%		5	16%
H Douglas	WR	59 83%				B Watson	TE	69 91%		5	16%
D Green-Beckham	WR	48 68%				M Ingram	RB	67 88%			
D Walker	TE	47 66%				W Snead	WR	60 79%		11	35%
A Andrews	RB	45 63%		6	19%	B Cooks	WR	55 72%			
C Stevens	TE	40 56%		5	16%	M Hoomanawanui	TE	43 57%		5	16%
J Hunter	WR	40 56%				M Colston	WR	36 47%			
A Fasano	TE	34 48%				J Hill	TE	30 39%		21	68%
D McCluster	RB	29 41%		10	32%	B Coleman	WR	7 9%		6	19%
J Fowler	FB	8 11%		20	65%	C Spiller	RB	6 8%			
P Supernaw	TE	5 7%		20	65%	S Kelemete	C	4 5%		5	16%
A Williamson	LB		76 100%	5	16%	T Graham	WR	3 4%		10	32%
M Griffin	FS		74 97%	9	29%	K Vaccaro	SS	1 1%	71 100%	11	35%
C Sensabaugh	CB		73 96%	12	39%	S Anthony	LB		71 100%	7	23%
B Orakpo	LB		72 95%	4	13%	J Byrd	FS		71 100%		
D Searcy	SS		70 92%	5	16%	D Breaux	CB		70 99%	6	19%
D Morgan	LB		58 76%	3	10%	C Jordan	DE		69 97%	5	16%
J Casey	DT		57 75%	1	3%	B Browner	CB		68 96%	5	16%
C Riggs	CB		54 71%	19	61%	M Mauti	LB		50 70%	24	77%
D Jones	DE		54 71%	9	29%	B Richardson	DE		50 70%		
A Woods	NT		40 53%	8	26%	J Jenkins	DT		49 69%	5	16%
W Woodyard	LB		35 46%	10	32%	K Williams	DT		47 66%	5	16%
P Cox	CB		33 43%			D Hawthorne	LB		42 59%	6	19%
Z Brown	LB		26 34%	3	10%	K Wilson	CB		28 39%	11	35%
D Bass	LB		22 29%	13	42%	T Davison	DT		27 38%	11	35%
K Klug	DT		21 28%	13	42%	K Edebali	LB		21 30%	26	84%
A Blackson	DE		20 26%	16	52%	O Gwacham	DE		13 18%	15	48%
D Stafford	SS		18 24%	21	68%	K Lewis	CB		13 18%		
B Webb	CB		18 24%	12	39%	J Dunbar	LB		11 15%	7	23%
S Hill	NT		15 20%	2	6%	T Barnes	DE		8 11%		
M Huff	FS			26	84%	J Sanford	SS		1 1%	26	84%
J Staples	LB			21	68%	B Dixon	CB			14	45%
S Johnson	LB			21	68%	M Mohamed	LB			12	39%
R Succop	K			11	35%	T Morstead	P			12	39%
B Kern	P			10	32%	M McGlynn	G			11	35%
B Brinkley	LS			10	32%	T Hightower	RB			11	35%
J Meredith	T			5	16%	M Murphy	RB			11	35%
R Richardson	WR			1	3%	J Drescher	LS			9	29%
						K Forbath	K			8	26%

2015 TENNESSEE TITANS REGULAR SEASON STATISTICS

Won 2, Lost 6

Date	W-L	Score	OT	Opponent	Attendance
09/13	W	42-14		at Tampa Bay	63,945
09/20	L	14-28		at Cleveland	67,431
09/27	L	33-35		Indianapolis	65,920
10/11	L	13-14		Buffalo	65,670
10/18	L	10-38		Miami	62,342
10/25	L	7-10		Atlanta	63,329
11/01	L	6-20		at Houston	71,630
11/08	W	34-28	OT	at New Orleans	73,075
11/15				Carolina	
11/19				at Jacksonville	
11/29				Oakland	
12/06				Jacksonville	
12/13				at New York Jets	
12/20				at New England	
12/27				Houston	
01/03				at Indianapolis	

Statistic	Tenn.	Opp.
Total First Downs	163	153
Rushing	39	51
Passing	106	85
Penalty	18	17
3rd Down: Made/Att	29/95	35/97
3rd Down Pct.	30.5	36.1
4th Down: Made/Att	4/7	3/9
4th Down Pct.	57.1	33.3
Possession Avg.	31:25	28:35
Total Net Yards	2652	2632
Avg. Per Game	331.5	329.0
Total Plays	501	479
Avg. Per Play	5.3	5.5
Net Yards Rushing	813	892
Avg. Per Game	101.6	111.5
Total Rushes	199	220
Net Yards Passing	1839	1740
Avg. Per Game	229.9	217.5
Sacked/Yards Lost	28/192	22/154
Gross Yards	2031	1894
Att./Completions	274/180	237/148
Completion Pct.	65.7	62.4
Had Intercepted	8	9
Punts/Average	43/46.1	41/49.0
Net Punting Avg.	43/39.2	41/42.9
Penalties/Yards	59/475	64/580
Fumbles/Ball Lost	13/9	9/2
Touchdowns	19	25
Rushing	4	7
Passing	14	15
Returns	1	3

Score By Periods	Q1	Q2	Q3	Q4	OT	PTS
Team	37	41	51	24	6	159
Opponents	45	48	28	66	0	187

Scoring	TD	Rush	Rec	Ret	K-PAT	FG	S	PTS
Succop	0	0	0	0	16/16	9/10	0	43
Walker	3	0	3	0			0	20
Wright	3	0	3	0			0	18
Andrews	2	2	0	0			0	12
Fasano	2	0	2	0			0	12
Green-Beckham	2	0	2	0			0	12
Sankey	2	1	1	0			0	12
Douglas	1	0	1	0			0	6
Fowler	1	1	0	0			0	6
Hunter	1	0	1	0			0	6
McCluster	1	0	1	0			0	6
Sensabaugh	1	0	0	1			0	6
Team	19	4	14	1	16/16	9/10	0	159
Opponents	25	7	15	3	25/25	4/6	0	187

2-Pt Conv: Walker, TM 1-2, OPP 0-0

Passing	Att	Cmp	Yds	Cmp%	Yds/Att	TD	TD%	Int	Int%	Long	Sack/Lost	Rating
Mariota	200	131	1610	65.5	8.05	13	6.5	5	2.5	61t	19/129	101.5
Mettenberger	74	49	421	66.2	5.69	1	1.4	3	4.1	23	9/63	68.6
Team	274	180	2031	65.7	7.41	14	5.1	8	2.9	61t	28/192	92.6
Opponents	237	148	1894	62.4	7.99	15	6.3	9	3.8	60t	22/154	92.7

Rushing	No.	Yds	Avg	Long	TD
Andrews	73	290	4.0	38	2
McCluster	46	210	4.6	44	0
Sankey	39	159	4.1	16	1
Mariota	11	77	7.0	22	0
West	16	51	3.2	12	0
Wright	3	21	7.0	13	0
Fowler	5	12	2.4	3	1
Mettenberger	5	-1	-2	4	0
Douglas	1	-6	-6.0	-6	0
Team	199	813	4.1	44	4
Opponents	220	892	4.1	26	7

Receiving	No.	Yds	Avg	Long	TD
Walker	42	456	10.9	61t	3
Wright	28	343	12.3	52t	3
McCluster	21	177	8.4	35	1
Hunter	18	217	12.1	29	1
Fasano	16	192	12.0	33	2
Douglas	14	154	11.0	30	1
Green-Beckham	12	181	15.1	32	2
Andrews	9	100	11.1	23	0
Sankey	8	73	9.1	20	1
Stevens	7	77	11.0	27	0
Coffman	4	42	10.5	16	0
Fowler	1	19	19.0	19	0
Team	180	2031	11.3	61t	14
Opponents	148	1894	12.8	60t	15

Interceptions	No.	Yds	Avg	Long	TD
Sensabaugh	2	42	21.0	26t	1
Brown	1	45	45.0	45	0
Griffin	1	29	29.0	29	0
Cox	1	27	27.0	27	0
Bass	1	8	8.0	8	0
Mount	1	8	8.0	8	0
Webb	1	0	0.0	0	0
Williamson	1	0	0.0	0	0
Team	9	159	17.7	45	1
Opponents	8	168	21.0	69t	2

Punting	No.	Yds	Avg	Net	TB	In	Lg	B
Kern	43	1982	46.1	39.2	1	19	61	0
Team	43	1982	46.1	39.2	1	19	61	0
Opponents	41	2008	49.0	42.9	2	11	65	0

Punt Returns	Ret	FC	Yds	Avg	Long	TD
McCluster	22	12	209	9.5	37	0
Team	22	12	209	9.5	37	0
Opponents	19	14	278	14.6	78t	1

Kickoff Returns	No.	Yds	Avg	Long	TD
Sankey	9	192	21.3	34	0
McCluster	7	177	25.3	32	0
Team	16	369	23.1	34	0
Opponents	12	322	26.8	35	0

Field Goals	1-19	20-29	30-39	40-49	50+
Succop	0/0	3/3	3/3	2/2	1/2
Team	0/0	3/3	3/3	2/2	1/2
Opponents	0/0	2/2	2/2	0/2	0/0

Succop: () () (38G,21G) (21G,41G) (37G) () (35G,44G) (51G,29G,55N)

OPP: () () () (30G) (27G,47N) (38G,24G) (46B)

Sacks: Orakpo 5, Morgan 4.5, Casey 4, Woodyard 3, Blackson 2, Klug 2, Williamson 1, Brown 0.5, TM 22, OPP 28

FUM/Lost: Mariota 5/4, Mettenberger 2/1, Sankey 2/1, West 2/2, Gallik 1/0, McCluster 1/1

TITANS STRUGGLE ON OFFENSE AS PANTHERS PULL AWAY FOR WIN

BY JIM WYATT
TITANS ONLINE
NOVEMBER 16, 2015

NASHVILLE, Tenn. — One drive ended with an interception, the next with a drop.

Then came a possession that concluded with a mishandled snap by Titans quarterback Marcus Mariota.

Those were the first three drives by the Titans in the second half of Sunday's 27-10 loss to the Panthers. It's no wonder the team saw the game slip away in the second half.

"We started it and when we started (making mistakes), it started an abundance of bad things for us," Titans interim coach Mike Mularkey said. "When you do that and you go against a team that is that efficient, it is not good. It's not going to be pretty at the end just like you saw. It's not pretty."

It wasn't pretty for the Titans in the second half on Sunday.

Mistakes turned a close game — it was 14-10 Carolina at halftime — into a one-sided contest at the end.

The Titans managed just one first down in the second half until their final possession of the contest, which came with 2:37 left on the contest. By that time the Panthers had outscored the Titans 13-0 in the second half, to make it 27-10.

All told, the Titans picked up just three first downs in the second half, and 11 for the game.

"We knew coming in this would be a tough battle," said Titans quarterback Marcus Mariota, who was 16-of-24 for 185 yards in the contest. "For us, I think we left a lot of points out there. We didn't get drives going. Our defense played well enough for us to win. It's one of those days we didn't execute."

###

The Titans scored an early touchdown on a 25-yard touchdown run by running back Dexter McCluster, which capped a 10-play, 82-yard drive. The Titans also got a 45-yard field goal from kicker Ryan Succop in the second quarter, which made it 14-10 Panthers.

Then the well went dry, and filled up with mistakes.

Mariota was intercepted by Panthers defensive back Kurt Coleman on a ball intended for receiver Dorial Green-Beckham. After the game, Mularkey said Green-Beckham should have kept running his route full speed to avoid having the ball picked off.

Tight end Anthony Fasanodropped a pass in his hands on a third-and-one in the third quarter, which forced the Titans to punt. Then Mariota mishandled a snap, and was dropped for a 10-yard loss.

Mariota was sacked at the start of another possession at the start of the first quarter, and the Titans ended up punting at the end of that drive.

When the Titans got the ball at the end, they managed to pick up a pair of first downs late, but McCluster ended up fumbling, and the Panthers ran out the clock.

Yes, the Titans were a mess on offense in the second half. It was a far cry from the team's performance last Sunday in New Orleans, when Mariota threw four touchdowns in a 34-28 overtime win.

"It is very frustrating," Green-Beckham said. "We did a good job last week, but we took a step back."

The Titans need to fix their mistakes in a hurry.

On Thursday, they face the Jaguars.

"It's tough but it's one game," Mariota said afterward. "We've got a short week, so we've got to dust those things off and get ready for Thursday."

Week 10

National Football League Game Summary

NFL Copyright © 2015 by The National Football League. All rights reserved. This summary and play-by-play is for the express purpose of assisting media in their coverage of the game; any other use of this material is prohibited without the written permission of the National Football League. Updated: 11/25/2015

Date: Sunday, 11/15/2015 Carolina Panthers at Tennessee Titans Start Time: 12:03 PM Central
at Nissan Stadium, Nashville, Tennessee

Game Day Weather

Game Weather: Cloudy Temp: 57° F (13.9° C) Humidity: 24%, Wind: SSE 2mph mph
Played Outdoors on Turf: Grass Outdoor Weather: Cloudy,

Officials

Referee: Anderson, Walt (66) Umpire: Hannah, Butch (40) Head Linesman: Stelljes, Steve (22)
Line Judge: Boston, Byron (18) Side Judge: Hayes, Laird (125) Field Judge: Hall, Eugene (103)
Back Judge: Prukop, Todd (30) Replay Official: Smith, Billy ()

Lineups

Carolina Panthers				Tennessee Titans			
Offense		Defense		Offense		Defense	
WR	19 T.Ginn	LDE	94 K.Ealy	WR	15 J.Hunter	DE	90 D.Jones
LT	73 M.Oher	LDT	98 S.Lotulelei	TE	82 D.Walker	NT	96 A.Woods
LG	66 A.Silatolu	RDT	99 K.Short	LT	77 T.Lewan	DT	99 J.Casey
C	67 R.Kalil	RDE	69 J.Allen	LG	78 J.Looney	OLB	91 D.Morgan
RG	70 T.Turner	SLB	56 A.Klein	C	69 A.Gallik	ILB	59 W.Woodyard
RT	74 M.Remmers	MLB	59 L.Kuechly	RG	70 C.Warmack	ILB	54 A.Williamson
TE	88 G.Olsen	WLB	58 T.Davis	RT	76 B.Bell	OLB	98 B.Orakpo
WR	82 J.Cotchery	LCB	31 C.Tillman	TE	80 A.Fasano	CB	25 B.Wreh-Wilson
QB	1 C.Newton	RCB	24 J.Norman	TE	88 C.Stevens	SS	21 D.Searcy
TE	84 E.Dickson	SS	41 R.Harper	QB	8 M.Mariota	FS	33 M.Griffin
RB	28 J.Stewart	FS	20 K.Coleman	RB	26 A.Andrews	CB	24 C.Sensabaugh

Substitutions

P 8 B.Nortman, K 9 G.Gano, WR 10 C.Brown, QB 14 J.Webb, WR 17 D.Funchess, CB 21 T.Williams, CB 25 B.Benwikere, S 33 T.Boston, FB 35 M.Tolbert, S 42 C.Jones, RB 43 F.Whittaker, LS 44 J.Jansen, LB 53 B.Jacobs, LB 54 S.Thompson, LB 55 D.Mayo, T 60 Da.Williams, G 61 F.Velasco, G 79 C.Scott, TE 80 S.Simonson, DE 91 R.Delaire, DT 93 K.Love, DE 96 W.Horton, DE 97 M.Addison

Substitutions

K 4 R.Succop, P 6 B.Kern, WR 17 D.Green-Beckham, RB 20 B.Sankey, RB 22 D.McCluster, DB 28 M.Huff, CB 37 C.Riggs, DB 38 B.Webb, S 39 D.Stafford, FB 45 J.Fowler, LS 48 B.Brinkley, DE 51 D.Bass, LB 52 S.Johnson, LB 55 Z.Brown, DE 57 J.Staples, T/G 79 J.Meredith, WR 81 R.Richardson, WR 83 H.Douglas, TE 89 P.Supernaw, NT 94 S.Hill, DE 95 A.Blackson, DL 97 K.Klug

Did Not Play

QB 3 D.Anderson

Did Not Play

QB 7 Z.Mettenberger, T 73 J.Poutasi

Not Active

WR 11 B.Bersin, S 29 D.Marlowe, RB 32 B.Wegher, RB 34 C.Artis-Payne, G 68 A.Norwell, WR 81 K.Norwood, DT 92 D.Edwards

Not Active

WR 13 K.Wright, RB 23 D.Cobb, CB 29 P.Cox, CB 30 J.McCourty, G 60 Q.Spain, DE 92 R.Pitoitua, DL 93 M.Martin

Field Goals (made () & missed)

G.Gano (48) (19)		R.Succop (45)					
		1	2	3	4	OT	Total
VISITOR:	Carolina Panthers	7	7	3	10	0	27
HOME:	Tennessee Titans	7	3	0	0	0	10

Scoring Plays

Team	Qtr	Time	Play Description (Extra Point) (Drive Info)	Visitor	Home
Panthers	1	8:36	J.Stewart 16 yd. run (G.Gano kick) (8-63, 5:15)	7	0
Titans	1	3:38	D.McCluster 25 yd. run (R.Succop kick) (10-82, 4:58)	7	7
Panthers	2	13:14	E.Dickson 1 yd. pass from C.Newton (G.Gano kick) (9-80, 5:24)	14	7
Titans	2	7:45	R.Succop 45 yd. Field Goal (9-54, 5:29)	14	10
Panthers	3	0:23	G.Gano 48 yd. Field Goal (7-29, 3:38)	17	10
Panthers	4	9:06	G.Gano 19 yd. Field Goal (8-42, 4:16)	20	10
Panthers	4	2:42	C.Newton 2 yd. run (G.Gano kick) (10-64, 4:44)	27	10

Paid Attendance: 63,591

Time: 2:59

Final Team Statistics

	Visitor Panthers	Home Titans
TOTAL FIRST DOWNS	24	11
By Rushing	10	3
By Passing	13	8
By Penalty	1	0
THIRD DOWN EFFICIENCY	7-13-54%	5-12-42%
FOURTH DOWN EFFICIENCY	0-0-0%	0-0-0%
TOTAL NET YARDS	303	242
Total Offensive Plays (inc. times thrown passing)	64	46
Average gain per offensive play	4.7	5.3
NET YARDS RUSHING	119	64
Total Rushing Plays	34	21
Average gain per rushing play	3.5	3.0
Tackles for a loss-number and yards	4-9	6-8
NET YARDS PASSING	184	178
Times thrown - yards lost attempting to pass	5-33	1-7
Gross yards passing	217	185
PASS ATTEMPTS-COMPLETIONS-HAD INTERCEPTED	25-21-0	24-16-1
Avg gain per pass play (inc.# thrown passing)	6.1	7.1
KICKOFFS Number-In End Zone-Touchbacks	6-5-1	3-3-2
PUNTS Number and Average	4-47.3	5-51.8
Had Blocked	0	0
FGs - PATs Had Blocked	0-0	0-0
Net Punting Average	47.3	39.6
TOTAL RETURN YARDAGE (Not Including Kickoffs)	61	0
No. and Yards Punt Returns	4-61	0-0
No. and Yards Kickoff Returns	1-22	5-86
No. and Yards Interception Returns	1-0	0-0
PENALTIES Number and Yards	5-45	4-30
FUMBLES Number and Lost	0-0	3-1
TOUCHDOWNS	3	1
Rushing	2	1
Passing	1	0
EXTRA POINTS Made-Attempts	3-3	1-1
Kicking Made-Attempts	3-3	1-1
FIELD GOALS Made-Attempts	2-2	1-1
RED ZONE EFFICIENCY	3-5-60%	0-0-0%
GOAL TO GO EFFICIENCY	2-3-67%	0-0-0%
SAFETIES	0	0
FINAL SCORE	27	10
TIME OF POSSESSION	35:55	24:05

Final Individual Statistics

Carolina Panthers

RUSHING	ATT	YDS	AVG	LG	TD
J.Stewart	22	91	4.1	17	1
C.Newton	9	23	2.6	7	1
M.Tolbert	3	5	1.7	3	0
Total	34	119	3.5	17	2

PASSING	ATT	CMP	YDS	SK/YD	TD	LG	IN	RT
C.Newton	25	21	217	5/33	1	27	0	116.2
Total	25	21	217	5/33	1	27	0	116.2

PASS RECEIVING	TAR	REC	YDS	AVG	LG	TD
G.Olsen	8	8	80	10.0	20	0
T.Ginn	7	4	45	11.3	19	0
E.Dickson	3	3	21	7.0	17	1
D.Funchess	2	2	41	20.5	27	0
J.Cotchery	3	2	6	3.0	8	0
M.Tolbert	1	1	16	16.0	16	0
C.Brown	1	1	8	8.0	8	0
Total	25	21	217	10.3	27	1

INTERCEPTIONS	NO	YDS	AVG	LG	TD
K.Coleman	1	0	0.0	0	0
Total	1	0	0.0	0	0

PUNTING	NO	YDS	AVG	NET	TB	IN20	LG
B.Nortman	4	189	47.3	47.3	0	2	63
Total	4	189	47.3	47.3	0	2	63

PUNT RETURNS	NO	YDS	AVG	FC	LG	TD
T.Ginn	4	61	15.3	0	23	0
[OUT OF BOUNDS]	1	0	0.0	0	0	0
Total	4	61	15.3	0	23	0

KICKOFF RETURNS	NO	YDS	AVG	FC	LG	TD
F.Whittaker	1	22	22.0	0	22	0
[TOUCHBACK]	2	0	0.0	0	0	0
Total	1	22	22.0	0	22	0

Tennessee Titans

RUSHING	ATT	YDS	AVG	LG	TD
D.McCluster	3	25	8.3	25	1
M.Mariota	5	24	4.8	10	0
A.Andrews	11	8	0.7	6	0
B.Sankey	2	7	3.5	5	0
Total	21	64	3.0	25	1

PASSING	ATT	CMP	YDS	SK/YD	TD	LG	IN	RT
M.Mariota	24	16	185	1/7	0	24	1	72.4
Total	24	16	185	1/7	0	24	1	72.4

PASS RECEIVING	TAR	REC	YDS	AVG	LG	TD
J.Hunter	4	4	47	11.8	24	0
D.McCluster	5	4	27	6.8	14	0
D.Walker	4	3	52	17.3	21	0
H.Douglas	3	3	26	8.7	19	0
A.Fasano	4	1	19	19.0	19	0
J.Fowler	1	1	14	14.0	14	0
D.Green-Beckham	2	0	0	0.0	0	0
R.Richardson	1	0	0	0.0	0	0
Total	24	16	185	11.6	24	0

INTERCEPTIONS	NO	YDS	AVG	LG	TD
Total	0	0	0	0	0

PUNTING	NO	YDS	AVG	NET	TB	IN20	LG
B.Kern	5	259	51.8	39.6	0	0	56
Total	5	259	51.8	39.6	0	0	56

PUNT RETURNS	NO	YDS	AVG	FC	LG	TD
D.McCluster	0	0	0.0	2	0	0
[OUT OF BOUNDS]	2	0	0.0	0	0	0
Total	0	0	0.0	2	0	0

KICKOFF RETURNS	NO	YDS	AVG	FC	LG	TD
D.McCluster	5	86	17.2	0	20	0
[TOUCHBACK]	1	0	0.0	0	0	0
Total	5	86	17.2	0	20	0

Carolina Panthers

FUMBLES	FUM	LOST	OWN-REC	YDS	TD	FORCED	OPP-REC	YDS	TD	OUT-BDS
L.Kuechly	0	0	0	0	0	1	0	0	0	0
K.Short	0	0	0	0	0	0	1	0	0	0
Total	0	0	0	0	0	1	1	0	0	0

Tennessee Titans

FUMBLES	FUM	LOST	OWN-REC	YDS	TD	FORCED	OPP-REC	YDS	TD	OUT-BDS
M.Mariota	2	0	1	-10	0	0	0	0	0	0
D.McCluster	1	1	1	0	0	0	0	0	0	0
Total	3	1	2	-10	0	0	0	0	0	0

Play By Play

First Quarter

11/15/2015

TEN wins toss, elects to Receive, and CAR elects to defend the South goal.

G.Gano kicks 69 yards from CAR 35 to TEN -4. D.McCluster to TEN 16 for 20 yards (D.Mayo; F.Whittaker).

Tennessee Titans at 15:00, (1st play from scrimmage 14:55)

- 1-10-TEN 16 (14:55) M.Mariota pass incomplete short left to D.Walker.
- 2-10-TEN 16 (14:51) (Shotgun) M.Mariota FUMBLES (Aborted) at TEN 14, recovered by TEN-D.McCluster at TEN 18. D.McCluster to TEN 18 for no gain (J.Allen).
- 3-8-TEN 18 (14:08) (Shotgun) M.Mariota pass incomplete short right to A.Fasano.
- 4-8-TEN 18 (13:59) (Punt formation) B.Kern punts 45 yards to CAR 37, Center-B.Brinkley, out of bounds.

Carolina Panthers at 13:51

- 1-10-CAR 37 (13:51) J.Stewart left tackle to CAR 45 for 8 yards (A.Woods).
- 2-2-CAR 45 (13:18) M.Tolbert up the middle to CAR 48 for 3 yards (B.Wreh-Wilson). R1
- 1-10-CAR 48 (12:41) C.Newton pass deep middle to G.Olsen to TEN 32 for 20 yards (A.Williamson). P2
- 1-10-TEN 32 (12:07) (Shotgun) C.Newton pass short middle to G.Olsen to TEN 24 for 8 yards (D.Searcy).
- 2-2-TEN 24 (11:23) (Shotgun) J.Stewart up the middle to TEN 24 for no gain (W.Woodyard).
- 3-2-TEN 24 (10:42) (Shotgun) M.Tolbert left guard to TEN 23 for 1 yard (J.Casey).
- PENALTY on CAR-M.Remmers, Illegal Formation, 5 yards, enforced at TEN 24 - No Play.
- 3-7-TEN 29 (10:10) (Shotgun) C.Newton pass short right to G.Olsen to TEN 19 for 10 yards (D.Morgan). P3
- 1-10-TEN 19 (9:28) (Shotgun) J.Stewart up the middle to TEN 16 for 3 yards (W.Woodyard; A.Williamson).
- 2-7-TEN 16 (8:43) (Shotgun) J.Stewart left guard for 16 yards, TOUCHDOWN. R4
- G.Gano extra point is GOOD, Center-J.Jansen, Holder-B.Nortman.

CAR 7 TEN 0, 8 plays, 63 yards, 5:15 drive, 6:24 elapsed

G.Gano kicks 65 yards from CAR 35 to TEN 0. D.McCluster to TEN 18 for 18 yards (F.Whittaker; J.Webb).

Tennessee Titans at 8:36, (1st play from scrimmage 8:30)

- 1-10-TEN 18 (8:30) A.Andrews right guard to TEN 17 for -1 yards (L.Kuechly).
- 2-11-TEN 17 (7:50) D.McCluster left end to TEN 16 for -1 yards (S.Thompson).
- 3-12-TEN 16 (7:06) (Shotgun) M.Mariota pass short left to D.Walker to TEN 37 for 21 yards (R.Harper). P1
- 1-10-TEN 37 (6:23) (Shotgun) M.Mariota pass incomplete short left to A.Fasano (J.Norman).
- 2-10-TEN 37 (6:17) (Shotgun) M.Mariota right end to TEN 42 for 5 yards (J.Norman).
- 3-5-TEN 42 (6:17) (Shotgun) M.Mariota scrambles right tackle to CAR 49 for 9 yards (B.Benwikere). R2
- 1-10-CAR 49 (5:44) A.Andrews right tackle to CAR 43 for 6 yards (B.Benwikere).
- 2-4-CAR 43 (5:08) A.Andrews left guard to CAR 44 for -1 yards (A.Klein).
- 3-5-CAR 44 (4:24) (Shotgun) M.Mariota pass short right to A.Fasano pushed ob at CAR 25 for 19 yards (K.Coleman; B.Benwikere). P3
- 1-10-CAR 25 (3:47) D.McCluster right tackle for 25 yards, TOUCHDOWN. R4
- The Replay Official reviewed the runner was in bounds ruling, and the play was Upheld. The ruling on the field stands.
- R.Succop extra point is GOOD, Center-B.Brinkley, Holder-B.Kern.

CAR 7 TEN 7, 10 plays, 82 yards, 4:58 drive, 11:22 elapsed

R.Succop kicks 65 yards from TEN 35 to end zone, Touchback.

Carolina Panthers at 3:38

- 1-10-CAR 20 (3:38) (Shotgun) C.Newton pass short middle to G.Olsen to CAR 34 for 14 yards (W.Woodyard; A.Williamson). P5
- 1-10-CAR 34 (2:59) (Shotgun) C.Newton pass short right to C.Brown to CAR 42 for 8 yards (B.Wreh-Wilson).
- 2-2-CAR 42 (2:15) (Shotgun) C.Newton scrambles right end pushed ob at CAR 46 for 4 yards (A.Woods). R6
- 1-10-CAR 46 (1:43) (Shotgun) C.Newton pass deep middle to D.Funchess to TEN 27 for 27 yards (D.Searcy). P7
- 1-10-TEN 27 (1:03) C.Newton pass incomplete short right to J.Stewart.
- PENALTY on CAR-T.Turner, Ineligible Downfield Pass, 5 yards, enforced at TEN 27 - No Play.
- 1-15-TEN 32 (:58) (Shotgun) J.Stewart right end to TEN 33 for -1 yards (A.Williamson).
- 2-16-TEN 33 (:13) (Shotgun) C.Newton pass deep middle to T.Ginn to TEN 14 for 19 yards (C.Sensabaugh). P8

END OF QUARTER

	Score	Time Poss	First Downs				Efficiencies	
			R	P	X	T	3 Down	4 Down
Carolina Panthers	7	8:53	3	5	0	8	1/1	0/0
Tennessee Titans	7	6:07	2	2	0	4	3/4	0/0

Play By Play

Second Quarter

11/15/2015

Carolina Panthers continued.

1-10-TEN 14 (15:00) (Shotgun) C.Newton pass short right to E.Dickson to TEN 11 for 3 yards (D.Searcy).
 2-7-TEN 11 (14:28) PENALTY on TEN-A.Woods, Encroachment, 5 yards, enforced at TEN 11 - No Play.
 2-2-TEN 6 (14:08) C.Newton pass short left to G.Olsen to TEN 1 for 5 yards (M.Griffin) [D.Morgan].
1-1-TEN 1 (13:17) C.Newton pass short left to E.Dickson for 1 yard, TOUCHDOWN.
 G.Gano extra point is GOOD, Center-J.Jansen, Holder-B.Nortman.

P9

P10

CAR 14 TEN 7, 9 plays, 80 yards, 1 penalty, 5:24 drive, 1:46 elapsed

G.Gano kicks 63 yards from CAR 35 to TEN 2. D.McCluster to TEN 19 for 17 yards (A.Klein).

Tennessee Titans at 13:14, (1st play from scrimmage 13:08)

1-10-TEN 19 (13:08) A.Andrews left guard to TEN 20 for 1 yard (L.Kuechly).
 2-9-TEN 20 (12:34) (Shotgun) M.Mariota pass short right to D.McCluster to TEN 25 for 5 yards (L.Kuechly).
 3-4-TEN 25 (11:49) (Shotgun) M.Mariota pass short left to D.McCluster to TEN 39 for 14 yards (L.Kuechly; B.Benwikere).
1-10-TEN 39 (11:12) M.Mariota pass short right to J.Fowler to CAR 47 for 14 yards (T.Boston).
1-10-CAR 47 (10:29) M.Mariota pass short right to D.Walker to CAR 32 for 15 yards (C.Tillman) [K.Short].
1-10-CAR 32 (9:49) A.Andrews left tackle to CAR 33 for -1 yards (L.Kuechly).
 2-11-CAR 33 (9:12) (Shotgun) PENALTY on TEN-B.Bell, False Start, 5 yards, enforced at CAR 33 - No Play.
 2-16-CAR 38 (8:53) (Shotgun) B.Sankey up the middle to CAR 33 for 5 yards (K.Coleman; L.Kuechly).
 3-11-CAR 33 (8:09) (Shotgun) M.Mariota pass short right to H.Douglas to CAR 27 for 6 yards (K.Coleman) [K.Short].
 4-5-CAR 27 (7:51) (Field Goal formation) R.Succop 45 yard field goal is GOOD, Center-B.Brinkley, Holder-B.Kern.

P5

P6

P7

CAR 14 TEN 10, 9 plays, 54 yards, 5:29 drive, 7:15 elapsed

R.Succop kicks 65 yards from TEN 35 to end zone, Touchback.

Carolina Panthers at 7:45

1-10-CAR 20 (7:45) (Shotgun) J.Stewart left guard to CAR 25 for 5 yards (Z.Brown).
 2-5-CAR 25 (7:10) (Shotgun) C.Newton left end pushed ob at CAR 29 for 4 yards (B.Orakpo).
 3-1-CAR 29 (6:52) C.Newton up the middle to CAR 31 for 2 yards (A.Woods; A.Williamson).
1-10-CAR 31 (6:16) (Shotgun) C.Newton pass deep left to E.Dickson to CAR 48 for 17 yards (D.Searcy).
1-10-CAR 48 (5:43) (Shotgun) C.Newton pass incomplete deep middle to T.Ginn.
 2-10-CAR 48 (5:37) J.Stewart right tackle to 50 for 2 yards (Z.Brown).
 Timeout #1 by CAR at 04:53.
 3-8-50 (4:53) (Shotgun) C.Newton sacked at CAR 40 for -10 yards (D.Stafford).
 4-18-CAR 40 (4:12) (Punt formation) B.Nortman punts 48 yards to TEN 12, Center-J.Jansen, fair catch by D.McCluster.

R11

P12

Tennessee Titans at 4:04

1-10-TEN 12 (4:04) (Shotgun) M.Mariota pass short right to D.Walker to TEN 28 for 16 yards (R.Harper; C.Tillman).
1-10-TEN 28 (3:21) A.Andrews left guard to TEN 26 for -2 yards (K.Short).
 2-12-TEN 26 (2:42) (Shotgun) M.Mariota scrambles up the middle to TEN 36 for 10 yards (K.Coleman).

P8

Two-Minute Warning

3-2-TEN 36 (2:00) (Shotgun) D.McCluster right guard to TEN 37 for 1 yard (R.Harper).
 4-1-TEN 37 (1:17) (Punt formation) B.Kern punts 50 yards to CAR 13, Center-B.Brinkley. T.Ginn for 87 yards, TOUCHDOWN NULLIFIED by Penalty.
 PENALTY on CAR-J.Webb, Illegal Block Above the Waist, 10 yards, enforced at CAR 24.

Carolina Panthers at 0:59

1-10-CAR 14 (:59) J.Stewart up the middle to CAR 17 for 3 yards (A.Williamson).
 2-7-CAR 17 (:27) (Shotgun) J.Stewart left guard to CAR 12 for -5 yards (D.Jones). CAR-J.Stewart was injured during the play. His return is Questionable.
 Timeout #2 by CAR at 00:21. CAR was charged a TO due to an injury on the previous play.
 3-12-CAR 12 (:21) (Shotgun) C.Newton pass short right to G.Olsen to CAR 6 for -6 yards (D.Stafford; B.Orakpo).
 Timeout #1 by TEN at 00:12.
 4-18-CAR 6 (:12) (Punt formation) B.Nortman punts 44 yards to 50, Center-J.Jansen, out of bounds.

Tennessee Titans at 0:04

1-10-50 (:04) (Shotgun) M.Mariota pass incomplete deep right to D.Green-Beckham.

Carolina Panthers vs Tennessee Titans at Nissan Stadium

END OF QUARTER

	Score	Time Poss	First Downs				Efficiencies	
			R	P	X	T	3 Down	4 Down
Carolina Panthers	14	6:22	1	3	0	4	1/3	0/0
Tennessee Titans	10	8:38	0	4	0	4	1/3	0/0

11/15/2015 at Nissan Stadium

PERIOD SCORES

Panthers	$7 \times 7 = 14$
Titans	$7 \times 3 = 10$

TIME OF POSSESSION

Panthers	15:15
Titans	14:45

Scoring Plays

Team	Qtr	Time	Play Description (Extra Point)	(Drive Info)	Visitor	Home
Panthers	1	8:36	J.Stewart 16 yd. run	(G.Gano kick) (8-63, 5:15)	7	0
Titans	1	3:38	D.McCluster 25 yd. run	(R.Succop kick) (10-82, 4:58)	7	7
Panthers	2	13:14	E.Dickson 1 yd. pass from C.Newton	(G.Gano kick) (9-80, 5:24)	14	7
Titans	2	7:45	R.Succop 45 yd. Field Goal	(9-54, 5:29)	14	10

	Carolina Panthers	Tennessee Titans
TOTAL FIRST DOWNS	12	8
First Downs Rushing-Passing-by Penalty	4 - 8 - 0	2 - 6 - 0
THIRD DOWN EFFICIENCY	2-4-50%	4-7-57%
TOTAL NET YARDS	160	166
Total Offensive Plays	27	26
NET YARDS RUSHING	44	56
NET YARDS PASSING	116	110
Gross Yards Passing	126	110
Times thrown-yards lost attempting to pass	1-10	0-0
Pass Attempts-Completions-Had Intercepted	13 - 12 - 0	12 - 8 - 0
Punts-Number and Average	2 - 46	2 - 47.5
Penalties-Number and Yards	3 - 20	2 - 10
Fumbles-Number and Lost	0 - 0	1 - 0
Red Zone Efficiency	2-2-100%	0-0-0%
Average Drive Start	CAR 23	TEN 23

Carolina Panthers										Tennessee Titans																	
RUSHING						ATT	YDS	AVG	LG	TD	RUSHING						ATT	YDS	AVG	LG	TD						
J.Stewart						9	31	3.4	16	1	D.McCluster						3	25	8.3	25	1						
C.Newton						3	10	3.3	4	0	M.Mariota						4	24	6.0	10	0						
M.Tolbert						1	3	3.0	3	0	B.Sankey						1	5	5.0	5	0						
											A.Andrews						6	2	0.3	6	0						
Total						13	44	3.4	16	1	Total						14	56	4.0	25	1						
PASSING						ATT	CMP	YDS	SK/YD	TD	LG	IN	RT	PASSING						ATT	CMP	YDS	SK/YD	TD	LG	IN	RT
C.Newton						13	12	126	1/10	1	27	0	132.7	M.Mariota						12	8	110	0/0	0	21	0	95.8
Total						13	12	126	1/10	1	27	0	132.7	Total						12	8	110	0/0	0	21	0	95.8
PASS RECEIVING						TAR	REC	YDS	AVG	LG	TD	PASS RECEIVING						TAR	REC	YDS	AVG	LG	TD				
G.Olsen						6	6	51	8.5	20	0	D.Walker						4	3	52	17.3	21	0				
E.Dickson						3	3	21	7.0	17	1	D.McCluster						2	2	19	9.5	14	0				
D.Funchess						1	1	27	27.0	27	0	A.Fasano						3	1	19	19.0	19	0				
T.Ginn						2	1	19	19.0	19	0	J.Fowler						1	1	14	14.0	14	0				
C.Brown						1	1	8	8.0	8	0	H.Douglas						1	1	6	6.0	6	0				
												D.Green-Beckham						1	0	0	0.0	0	0				
Total						13	12	126	10.5	27	1	Total						12	8	110	13.8	21	0				

[illegible]

11/15/2015 at Nissan Stadium

[illegible]

Third Quarter

11/15/2015

Play By Play

CAR elects to Receive, and TEN elects to defend the North goal.

R.Succop kicks 66 yards from TEN 35 to CAR -1. F.Whittaker to CAR 21 for 22 yards (D.Bass).

PENALTY on CAR-A.Klein, Offensive Holding, 10 yards, enforced at CAR 21.

Carolina Panthers at 15:00, (1st play from scrimmage 14:54)

- 1-10-CAR 11 (14:54) (Shotgun) J.Stewart right end to CAR 15 for 4 yards (A.Williamson).
- 2-6-CAR 15 (14:21) (Shotgun) J.Stewart left guard to CAR 20 for 5 yards (J.Casey).
- 3-1-CAR 20 (13:39) M.Tolbert right tackle to CAR 22 for 2 yards (A.Williamson; W.Woodyard).
- 1-10-CAR 22 (13:01) C.Newton sacked at CAR 15 for -7 yards (M.Griffin).
- Timeout #1 by CAR at 12:12.
- 2-17-CAR 15 (12:12) (Shotgun) C.Newton sacked ob at CAR 14 for -1 yards (W.Woodyard).
- 3-18-CAR 14 (11:39) (Shotgun) C.Newton sacked at CAR 8 for -6 yards (B.Orakpo).
- 4-24-CAR 8 (10:59) (Punt formation) B.Nortman punts 63 yards to TEN 29, Center-J.Jansen, out of bounds.

R13

Tennessee Titans at 10:51

- 1-10-TEN 29 (10:51) (Shotgun) M.Mariota pass short right to J.Hunter to TEN 37 for 8 yards (J.Norman).
- 2-2-TEN 37 (10:14) A.Andrews up the middle to TEN 41 for 4 yards (A.Klein).
- 1-10-TEN 41 (9:39) A.Andrews left tackle to TEN 41 for no gain (S.Lotulelei).
- 2-10-TEN 41 (9:05) (Shotgun) A.Andrews up the middle to TEN 39 for -2 yards (A.Klein).
- 3-12-TEN 39 (8:23) (Shotgun) M.Mariota pass deep left intended for D.Green-Beckham INTERCEPTED by K.Coleman [T.Davis] at CAR 42. K.Coleman ran ob at CAR 42 for no gain.

R9

Carolina Panthers at 8:17

- 1-10-CAR 42 (8:17) (Shotgun) J.Stewart left tackle to CAR 40 for -2 yards (A.Williamson).
- 2-12-CAR 40 (7:38) (Shotgun) C.Newton pass short left to T.Ginn to CAR 48 for 8 yards (C.Sensabaugh).
- 3-4-CAR 48 (6:57) (Shotgun) C.Newton pass short left to T.Ginn to TEN 46 for 6 yards (B.Orakpo).
- 1-10-TEN 46 (6:25) (No Huddle) J.Stewart right tackle to TEN 45 for 1 yard (A.Williamson).
- 2-9-TEN 45 (5:42) (Shotgun) C.Newton pass incomplete short left to T.Ginn [W.Woodyard].
- 3-9-TEN 45 (5:35) (Shotgun) C.Newton pass incomplete deep left to J.Cotchery.
- 4-9-TEN 45 (5:30) (Punt formation) B.Nortman punts 34 yards to TEN 11, Center-J.Jansen, fair catch by D.McCluster.

P14

Tennessee Titans at 5:24

- 1-10-TEN 11 (5:24) (Shotgun) M.Mariota pass short left to J.Hunter ran ob at TEN 16 for 5 yards.
- 2-5-TEN 16 (4:55) (Shotgun) A.Andrews left tackle to TEN 20 for 4 yards (J.Norman).
- 3-1-TEN 20 (4:15) (Shotgun) M.Mariota pass incomplete short left to A.Fasano.
- 4-1-TEN 20 (4:11) (Punt formation) B.Kern punts 54 yards to CAR 26, Center-B.Brinkley. T.Ginn pushed ob at CAR 41 for 15 yards (S.Johnson).

Carolina Panthers at 4:01

- 1-10-CAR 41 (4:01) (Shotgun) C.Newton pass incomplete deep left to T.Ginn.
- PENALTY on TEN-D.Searcy, Unnecessary Roughness, 15 yards, enforced at CAR 41 - No Play.
- 1-10-TEN 44 (3:56) (Shotgun) C.Newton pass short left to D.Funchess to TEN 30 for 14 yards (B.Webb).
- 1-10-TEN 30 (3:21) (No Huddle, Shotgun) C.Newton pass incomplete deep left to T.Ginn.
- 2-10-TEN 30 (3:15) (Shotgun) C.Newton pass short right to T.Ginn ran ob at TEN 18 for 12 yards.
- 1-10-TEN 18 (2:57) J.Stewart right end to TEN 14 for 4 yards (A.Williamson).
- 2-6-TEN 14 (2:15) (Shotgun) C.Newton left guard to TEN 18 for -4 yards (D.Morgan).
- PENALTY on CAR-C.Newton, Face Mask (15 Yards), 15 yards, enforced at TEN 14 - No Play.
- 2-21-TEN 29 (1:53) (Shotgun) C.Newton sacked at TEN 38 for -9 yards (sack split by A.Williamson and D.Bass).
- 3-30-TEN 38 (1:07) (Shotgun) C.Newton pass short right to J.Cotchery to TEN 30 for 8 yards (B.Webb).
- Tennessee challenged the runner was down by contact ruling, and the play was Upheld. The ruling on the field was confirmed. (Timeout #1.)
- 4-22-TEN 30 (:28) (Field Goal formation) G.Gano 48 yard field goal is GOOD, Center-J.Jansen, Holder-B.Nortman.

X15

P16

P17

CAR 17 TEN 10, 7 plays, 29 yards, 1 penalty, 3:38 drive, 14:37 elapsed

G.Gano kicks 65 yards from CAR 35 to end zone, Touchback.

Tennessee Titans at 0:23

- 1-10-TEN 20 (:23) A.Andrews left tackle to TEN 20 for no gain (R.Harper).

Carolina Panthers vs Tennessee Titans at Nissan Stadium								
END OF QUARTER	Score	Time Poss	First Downs				Efficiencies	
			R	P	X	T	3 Down	4 Down
Carolina Panthers	17	10:40	1	3	1	5	2/5	0/0
Tennessee Titans	10	4:20	1	0	0	1	0/2	0/0

Play By Play

Fourth Quarter

11/15/2015

Tennessee Titans continued.

- 2-10-TEN 20 (15:00) (Shotgun) B.Sankey up the middle to TEN 22 for 2 yards (K.Short; K.Love).
- 3-8-TEN 22 (14:14) (Shotgun) M.Mariota FUMBLES (Aborted) at TEN 16, and recovers at TEN 12. M.Mariota to TEN 12 for no gain (K.Love; K.Short).
- 4-18-TEN 12 (13:35) (Punt formation) B.Kern punts 54 yards to CAR 34, Center-B.Brinkley. T.Ginn to TEN 43 for 23 yards (D.Stafford).

Carolina Panthers at 13:22

- 1-10-TEN 43 (13:22) (Shotgun) C.Newton pass short left to J.Cotchery to TEN 45 for -2 yards (C.Riggs).
- 2-12-TEN 45 (12:50) (Shotgun) C.Newton pass short left to G.Olsen to TEN 34 for 11 yards (M.Griffin).
- 3-1-TEN 34 (12:11) C.Newton pass short left to M.Tolbert to TEN 18 for 16 yards (B.Webb).
- 1-10-TEN 18 (11:28) J.Stewart left tackle to TEN 5 for 13 yards (M.Griffin).
- 1-5-TEN 5 (10:49) C.Newton left end to TEN 1 for 4 yards (B.Orakpo).
- 2-1-TEN 1 (10:14) J.Stewart up the middle to TEN 1 for no gain (S.Hill).
- 3-1-TEN 1 (9:55) M.Tolbert right tackle to TEN 1 for no gain (W.Woodyard).
- 4-1-TEN 1 (9:10) (Field Goal formation) G.Gano 19 yard field goal is GOOD, Center-J.Jansen, Holder-B.Nortman.

P18

R19

CAR 20 TEN 10, 8 plays, 42 yards, 4:16 drive, 5:54 elapsed

G.Gano kicks 66 yards from CAR 35 to TEN -1. D.McCluster to TEN 17 for 18 yards (T.Boston).

Tennessee Titans at 9:06, (1st play from scrimmage 9:02)

- 1-10-TEN 17 (9:02) M.Mariota sacked at TEN 10 for -7 yards (K.Ealy).
- 2-17-TEN 10 (8:23) (Shotgun) M.Mariota pass incomplete short right to D.McCluster.
- 3-17-TEN 10 (8:16) (Shotgun) M.Mariota pass short right to J.Hunter to TEN 20 for 10 yards (C.Tillman).
- 4-7-TEN 20 (7:40) (Punt formation) B.Kern punts 56 yards to CAR 24, Center-B.Brinkley. T.Ginn to CAR 36 for 12 yards (B.Brinkley).

Carolina Panthers at 7:26

- 1-10-CAR 36 (7:26) (Shotgun) C.Newton pass short left to G.Olsen to TEN 46 for 18 yards (B.Orakpo).
- 1-10-TEN 46 (6:45) (Shotgun) J.Stewart up the middle to TEN 43 for 3 yards (A.Williamson; A.Woods).
- 2-7-TEN 43 (6:01) J.Stewart left tackle to TEN 37 for 6 yards (W.Woodyard).
- 3-1-TEN 37 (5:20) C.Newton up the middle to TEN 35 for 2 yards (A.Woods).
- 1-10-TEN 35 (4:36) J.Stewart left guard to TEN 31 for 4 yards (W.Woodyard; D.Morgan).
- 2-6-TEN 31 (3:52) C.Newton left end to TEN 24 for 7 yards.
- 1-10-TEN 24 (3:07) J.Stewart right tackle pushed ob at TEN 7 for 17 yards (B.Webb; M.Griffin).
- 1-7-TEN 7 (2:59) J.Stewart left guard to TEN 1 for 6 yards (A.Williamson; M.Griffin).
- Timeout #2 by TEN at 02:53.
- 2-1-TEN 1 (2:53) J.Stewart right guard to TEN 2 for -1 yards (D.Bass). TEN-A.Woods was injured during the play. His return is Questionable.
- Timeout #3 by TEN at 02:48.
- 3-2-TEN 2 (2:48) (Shotgun) C.Newton right guard for 2 yards, TOUCHDOWN.
- G.Gano extra point is GOOD, Center-J.Jansen, Holder-B.Nortman.
- PENALTY on TEN-M.Huff, Defensive Offside, 5 yards, enforced between downs.

P20

R21

R22

R23

R24

CAR 27 TEN 10, 10 plays, 64 yards, 4:44 drive, 12:18 elapsed

G.Gano kicks 60 yards from CAR 40 to TEN 0. D.McCluster to TEN 13 for 13 yards (T.Williams).

Tennessee Titans at 2:42, (1st play from scrimmage 2:37)

- 1-10-TEN 13 (2:37) (Shotgun) M.Mariota pass short right to H.Douglas to TEN 14 for 1 yard (J.Allen).
- 2-9-TEN 14 (2:11) (No Huddle, Shotgun) M.Mariota pass deep left to J.Hunter to TEN 38 for 24 yards (C.Tillman; K.Coleman).

P10

Two-Minute Warning

- 1-10-TEN 38 (2:00) (Shotgun) M.Mariota pass short right to D.McCluster to TEN 43 for 5 yards (L.Kuechly). TEN-J.Hunter was injured during the play. His return is Doubtful.
- 2-5-TEN 43 (1:34) (Shotgun) M.Mariota pass incomplete deep right to R.Richardson.
- 3-5-TEN 43 (1:28) (No Huddle, Shotgun) M.Mariota pass short middle to H.Douglas to CAR 38 for 19 yards (T.Boston).
- 1-10-CAR 38 (1:10) (No Huddle, Shotgun) M.Mariota pass short middle to D.McCluster to CAR 34 for 4 yards (L.Kuechly). FUMBLES (L.Kuechly), RECOVERED by CAR-K.Short at CAR 35. K.Short to CAR 35 for no gain (A.Gallik).

P11

Carolina Panthers at 1:00

- 1-10-CAR 35 (1:00) C.Newton kneels to CAR 34 for -1 yards.
- 2-11-CAR 34 (:35) C.Newton kneels to CAR 33 for -1 yards.

Carolina Panthers vs Tennessee Titans at Nissan Stadium								
END OF QUARTER	Score	Time	First Downs				Efficiencies	
		Poss	R	P	X	T	3 Down	4 Down
Carolina Panthers	27	10:00	5	2	0	7	3/4	0/0
Tennessee Titans	10	5:00	0	2	0	2	1/3	0/0

Final Defensive Statistics

Carolina Panthers	Regular Defensive Plays												Special Teams					Misc			
	TKL	AST	COMB	SK	/ YDS	TFL	Q	IN	PD	FF	FR		TKL	AST	FF	FR	BL	TKL	AST	FF	FR
L.Kuechly	6	2	8	0	0	2	0	0	0	1	0		0	0	0	0	0	0	0	0	0
K.Coleman	2	3	5	0	0	0	0	1	1	0	0		0	0	0	0	0	0	0	0	0
R.Harper	3	1	4	0	0	0	0	0	0	0	0		0	0	0	0	0	0	0	0	0
B.Benwikere	2	2	4	0	0	0	0	0	0	0	0		0	0	0	0	0	0	0	0	0
C.Tillman	2	2	4	0	0	0	0	0	0	0	0		0	0	0	0	0	0	0	0	0
J.Norman	3	0	3	0	0	0	0	0	1	0	0		0	0	0	0	0	0	0	0	0
A.Klein	3	0	3	0	0	2	0	0	0	0	0		1	0	0	0	0	0	0	0	0
K.Short	1	2	3	0	0	1	2	0	0	0	1		0	0	0	0	0	0	0	0	0
T.Boston	2	0	2	0	0	0	0	0	0	0	0		1	0	0	0	0	0	0	0	0
J.Allen	2	0	2	0	0	0	0	0	0	0	0		0	0	0	0	0	0	0	0	0
K.Love	0	2	2	0	0	0	0	0	0	0	0		0	0	0	0	0	0	0	0	0
K.Ealy	1	0	1	1	7	1	1	0	0	0	0		0	0	0	0	0	0	0	0	0
S.Thompson	1	0	1	0	0	1	0	0	0	0	0		0	0	0	0	0	0	0	0	0
S.Lotulelei	1	0	1	0	0	0	0	0	0	0	0		0	0	0	0	0	0	0	0	0
T.Davis	0	0	0	0	0	0	1	0	0	0	0		0	0	0	0	0	0	0	0	0
T.Williams	0	0	0	0	0	0	0	0	0	0	0		1	0	0	0	0	0	0	0	0
F.Whittaker	0	0	0	0	0	0	0	0	0	0	0		0	2	0	0	0	0	0	0	0
D.Mayo	0	0	0	0	0	0	0	0	0	0	0		0	1	0	0	0	0	0	0	0
J.Webb	0	0	0	0	0	0	0	0	0	0	0		0	1	0	0	0	0	0	0	0
Total	29	14	43	1	7	7	4	1	2	1	1		3	4	0	0	0	0	0	0	0

TKL = Tackle AST = Assist COMB = Combined QH=QB Hit IN = Interception PD = Pass Defense FF = Forced Fumble FR = Fumble Recovery

Tennessee Titans	Regular Defensive Plays												Special Teams					Misc			
	TKL	AST	COMB	SK	/ YDS	TFL	QH	IN	PD	FF	FR		TKL	AST	FF	FR	BL	TKL	AST	FF	FR
A.Williamson	7	7	14	0.5	4.5	2	1	0	0	0	0		0	0	0	0	0	0	0	0	0
W.Woodyard	4	4	8	1	1	1	1	0	0	0	0		0	0	0	0	0	0	0	0	0
B.Orakpo	5	1	6	1	6	1	1	0	0	0	0		0	0	0	0	0	0	0	0	0
M.Griffin	4	2	6	1	7	1	1	0	0	0	0		0	0	0	0	0	0	0	0	0
A.Woods	3	2	5	0	0	0	0	0	0	0	0		0	0	0	0	0	0	0	0	0
D.Searcy	4	0	4	0	0	0	0	0	0	0	0		0	0	0	0	0	0	0	0	0
B.Webb	3	1	4	0	0	0	0	0	0	0	0		0	0	0	0	0	0	0	0	0
B.Wreh-Wilson	2	0	2	0	0	0	0	0	0	0	0		0	0	0	0	0	0	0	0	0
C.Sensabaugh	2	0	2	0	0	0	0	0	0	0	0		0	0	0	0	0	0	0	0	0
Z.Brown	2	0	2	0	0	0	0	0	0	0	0		0	0	0	0	0	0	0	0	0
D.Stafford	1	1	2	1	10	1	1	0	0	0	0		1	0	0	0	0	0	0	0	0
D.Bass	1	1	2	0.5	4.5	1	1	0	0	0	0		1	0	0	0	0	0	0	0	0
D.Morgan	1	1	2	0	0	0	1	0	0	0	0		0	0	0	0	0	0	0	0	0
D.Jones	1	0	1	0	0	1	0	0	0	0	0		0	0	0	0	0	0	0	0	0
J.Casey	1	0	1	0	0	0	0	0	0	0	0		0	0	0	0	0	0	0	0	0
C.Riggs	1	0	1	0	0	1	0	0	0	0	0		0	0	0	0	0	0	0	0	0
S.Hill	1	0	1	0	0	0	0	0	0	0	0		0	0	0	0	0	0	0	0	0
S.Johnson	0	0	0	0	0	0	0	0	0	0	0		1	0	0	0	0	0	0	0	0
B.Brinkley	0	0	0	0	0	0	0	0	0	0	0		1	0	0	0	0	0	0	0	0
A.Gallik	0	0	0	0	0	0	0	0	0	0	0		0	0	0	0	0	1	0	0	0
D.McCluster	0	0	0	0	0	0	0	0	0	0	0		0	0	0	0	0	0	0	0	1
M.Mariota	0	0	0	0	0	0	0	0	0	0	0		0	0	0	0	0	0	0	0	1
Total	43	20	63	5	33	9	7	0	0	0	0		4	0	0	0	0	1	0	0	2

Ball Possession And Drive Chart

Carolina Panthers

#	Time Recd	Time Lost	Time Poss	How Ball Obtained	Drive Began	# Play	Yds Gain	Yds Pen	Net Yds	1st Down	Last Scrm	How Given Up
1	13:51	8:36	5:15	Punt	CAR 37	8	68	-5	63	4	* TEN 16	Touchdown
2	3:38	13:14	5:24	Kickoff	CAR 20	9	80	0	80	6	* TEN 1	Touchdown
3	7:45	4:04	3:41	Kickoff	CAR 20	7	20	0	20	2	CAR 40	Punt
4	0:59	0:04	0:55	Punt	CAR 14	3	-8	0	-8	0	CAR 6	Punt
5	15:00	10:51	4:09	Kickoff	CAR 11	6	-3	0	-3	1	CAR 8	Punt
6	8:17	5:24	2:53	Interception	CAR 42	6	13	0	13	1	TEN 45	Punt
7	4:01	0:23	3:38	Punt	CAR 41	7	29	0	29	3	* TEN 30	Field Goal
8	13:22	9:06	4:16	Punt	TEN 43	8	42	0	42	2	* TEN 1	Field Goal
9	7:26	2:42	4:44	Punt	CAR 36	10	64	0	64	5	* TEN 2	Touchdown
10	1:00	0:00	1:00	Fumble	CAR 35	2	-2	0	-2	0	CAR 34	End of Game

(313) Average CAR 31

Tennessee Titans

#	Time Recd	Time Lost	Time Poss	How Ball Obtained	Drive Began	# Play	Yds Gain	Yds Pen	Net Yds	1st Down	Last Scrm	How Given Up
1	15:00	13:51	1:09	Kickoff	TEN 16	3	2	0	2	0	TEN 18	Punt
2	8:36	3:38	4:58	Kickoff	TEN 18	10	82	0	82	4	CAR 25	Touchdown
3	13:14	7:45	5:29	Kickoff	TEN 19	9	59	-5	54	3	CAR 27	Field Goal
4	4:04	0:59	3:05	Punt	TEN 12	4	25	0	25	1	TEN 37	Punt
5	0:04	0:00	0:04	Punt	50	1	0	0	0	0	50	End of Half
6	10:51	8:17	2:34	Punt	TEN 29	5	10	0	10	1	TEN 39	Interception
7	5:24	4:01	1:23	Punt	TEN 11	3	9	0	9	0	TEN 20	Punt
8	0:23	13:22	2:01	Kickoff	TEN 20	3	-8	0	-8	0	TEN 12	Punt
9	9:06	7:26	1:40	Kickoff	TEN 17	3	3	0	3	0	TEN 20	Punt
10	2:42	1:00	1:42	Kickoff	TEN 13	6	52	0	52	2	CAR 38	Fumble

(205) Average TEN 20

* inside opponent's 20

Time of Possession by Quarter		1st	2nd	3rd	4th	OT	Total
Visitor	Carolina Panthers	8:53	6:22	10:40	10:00		35:55
Home	Tennessee Titans	6:07	8:38	4:20	5:00		24:05

Kickoff Drive No.-Start Average Panthers: 3 - CAR 17 Titans: 6 - TEN 17

Miscellaneous Statistics Report

Carolina Panthers vs Tennessee Titans

11/15/2015 at Nissan Stadium

Ten Longest Plays for Carolina Panthers

Yards	Qtr	Play Start	Play Description
27	1	1-10-CAR 46	(1:43) (Shotgun) C.Newton pass deep middle to D.Funchess to TEN 27 for 27 yards (D.Searcy).
20	1	1-10-CAR 48	(12:41) C.Newton pass deep middle to G.Olsen to TEN 32 for 20 yards (A.Williamson).
19	1	2-16-TEN 33	(:13) (Shotgun) C.Newton pass deep middle to T.Ginn to TEN 14 for 19 yards (C.Sensabaugh).
18	4	1-10-CAR 36	(7:26) (Shotgun) C.Newton pass short left to G.Olsen to TEN 46 for 18 yards (B.Orakpo).
17	2	1-10-CAR 31	(6:16) (Shotgun) C.Newton pass deep left to E.Dickson to CAR 48 for 17 yards (D.Searcy).
17	4	1-10-TEN 24	(3:07) J.Stewart right tackle pushed ob at TEN 7 for 17 yards (B.Webb; M.Griffin).
16	1	2-7-TEN 16	(8:43) (Shotgun) J.Stewart left guard for 16 yards, TOUCHDOWN.
16	4	3-1-TEN 34	(12:11) C.Newton pass short left to M.Tolbert to TEN 18 for 16 yards (B.Webb).
14	1	1-10-CAR 20	(3:38) (Shotgun) C.Newton pass short middle to G.Olsen to CAR 34 for 14 yards (W.Woodyard; A.Williamson).
14	3	1-10-TEN 44	(3:56) (Shotgun) C.Newton pass short left to D.Funchess to TEN 30 for 14 yards (B.Webb).

Ten Longest Plays for Tennessee Titans

Yards	Qtr	Play Start	Play Description
25	1	1-10-CAR 25	(3:47) D.McCluster right tackle for 25 yards, TOUCHDOWN.
24	4	2-9-TEN 14	(2:11) (No Huddle, Shotgun) M.Mariota pass deep left to J.Hunter to TEN 38 for 24 yards (C.Tillman; K.Coleman).
21	1	3-12-TEN 16	(7:06) (Shotgun) M.Mariota pass short left to D.Walker to TEN 37 for 21 yards (R.Harper).
19	1	3-5-CAR 44	(4:24) (Shotgun) M.Mariota pass short right to A.Fasano pushed ob at CAR 25 for 19 yards (K.Coleman; B.Benwikere).
19	4	3-5-TEN 43	(1:28) (No Huddle, Shotgun) M.Mariota pass short middle to H.Douglas to CAR 38 for 19 yards (T.Boston).
16	2	1-10-TEN 12	(4:04) (Shotgun) M.Mariota pass short right to D.Walker to TEN 28 for 16 yards (R.Harper; C.Tillman).
15	2	1-10-CAR 47	(10:29) M.Mariota pass short right to D.Walker to CAR 32 for 15 yards (C.Tillman) [K.Short].
14	2	3-4-TEN 25	(11:49) (Shotgun) M.Mariota pass short left to D.McCluster to TEN 39 for 14 yards (L.Kuechly; B.Benwikere).
14	2	1-10-TEN 39	(11:12) M.Mariota pass short right to J.Fowler to CAR 47 for 14 yards (T.Boston).
10	2	2-12-TEN 26	(2:42) (Shotgun) M.Mariota scrambles up the middle to TEN 36 for 10 yards (K.Coleman).

Touchdown Scoring Information

		Offense	Defense	Special Teams
VISITOR	Carolina Panthers	3	0	0
HOME	Tennessee Titans	1	0	0

Player Scoring Information

Club	Player	TD	Rush TD	Rec TD	KO TD	Punt TD	Int TD	Fum TD	Misc TD	FG	XP	2Pt Rush	2Pt Rec	Sfty	Points
CAR	G.Gano	0	0	0	0	0	0	0	0	2	3	0	0	0	9
CAR	J.Stewart	0	1	0	0	0	0	0	0	0	0	0	0	0	6
CAR	C.Newton	0	1	0	0	0	0	0	0	0	0	0	0	0	6
CAR	E.Dickson	0	0	1	0	0	0	0	0	0	0	0	0	0	6
TEN	D.McCluster	0	1	0	0	0	0	0	0	0	0	0	0	0	6
TEN	R.Succop	0	0	0	0	0	0	0	0	1	1	0	0	0	4

Possession Detail

	First Half		Second Half		Game	
	Visitor	Home	Visitor	Home	Visitor	Home
Largest Lead	7	0	17	0	17	0
Drives Leading	2	0	6	0	8	0
Time of Possession Leading	4:36	0:00	20:40	0:00	25:16	0:00
Largest Deficit	0	-7	0	-17	0	-17
Drives Trailing	0	4	0	5	0	9
Time of Possession Trailing	0:00	13:36	0:00	9:20	0:00	22:56
Times Score Tied Up		1		0		1
Lead Changes		2		0		2

Playtime Percentage

Percent of playtime per player on offense, defense and special teams

Carolina Panthers						Tennessee Titans					
		Offense	Defense	Special Teams				Offense	Defense	Special Teams	
M Oher	T	68 100%		5	20%	B Bell	G	46 100%		2	8%
A Silatolu	G	68 100%		5	20%	C Warmack	G	46 100%		2	8%
M Remmers	T	68 100%		5	20%	J Looney	C	46 100%			
C Newton	QB	68 100%				T Lewan	T	46 100%			
G Olsen	TE	68 100%				M Mariota	QB	46 100%			
R Kalil	C	68 100%				A Gallik	C	46 100%			
T Turner	G	67 99%		5	20%	H Douglas	WR	37 80%			
J Stewart	RB	57 84%				D Walker	TE	34 74%			
E Dickson	TE	47 69%		12	48%	J Hunter	WR	33 72%			
C Brown	WR	45 66%				D Green-Beckham	WR	29 63%			
T Ginn	WR	39 57%		5	20%	A Andrews	RB	25 54%		6	24%
M Tolbert	FB	27 40%		3	12%	A Fasano	TE	23 50%			
D Funchess	WR	22 32%				D McCluster	RB	18 39%		10	40%
J Cotchery	WR	21 31%				C Stevens	TE	15 33%		2	8%
C Scott	G	8 12%		5	20%	J Fowler	FB	7 15%		17	68%
D Williams	T	5 7%				P Supernaw	TE	3 7%		17	68%
S Simonson	TE	2 3%		3	12%	B Sankey	RB	3 7%			
J Norman	CB		46 100%	8	32%	R Richardson	WR	3 7%			
K Coleman	FS		46 100%	4	16%	M Griffin	FS		68 100%	8	32%
L Kuechly	LB		46 100%	2	8%	A Williamson	LB		68 100%	5	20%
T Davis	LB		46 100%	2	8%	B Orakpo	LB		64 94%	5	20%
K Short	DT		40 87%	2	8%	C Sensabaugh	CB		63 93%	9	36%
C Tillman	CB		39 85%	7	28%	D Morgan	LB		63 93%	4	16%
J Allen	DE		39 85%			D Searcy	SS		57 84%	5	20%
B Benwikere	CB		31 67%	5	20%	D Jones	DE		47 69%	5	20%
S Lotulelei	DT		29 63%	2	8%	J Casey	DT		47 69%	2	8%
R Harper	SS		29 63%	1	4%	W Woodyard	LB		44 65%	10	40%
K Ealy	DE		28 61%	2	8%	A Woods	NT		37 54%	6	24%
T Boston	FS		17 37%	12	48%	B Webb	CB		35 51%	7	28%
M Addison	DE		17 37%			B Wreh-Wilson	CB		28 41%		
K Love	DT		15 33%	3	12%	A Blackson	DE		23 34%	13	52%
A Klein	LB		13 28%	20	80%	C Riggs	CB		21 31%	18	72%
S Thompson	LB		9 20%	10	40%	K Klug	DT		21 31%	11	44%
R Delaire	DE		9 20%			S Hill	NT		21 31%		
W Horton	DE		7 15%	2	8%	D Stafford	SS		16 24%	18	72%
B Jacobs	LB			23	92%	Z Brown	LB		16 24%	5	20%
C Jones	FS			20	80%	D Bass	LB		9 13%	8	32%
T Williams	CB			18	72%	M Huff	FS			23	92%
J Webb	QB			18	72%	J Staples	LB			18	72%
D Mayo	LB			18	72%	S Johnson	LB			18	72%
F Whittaker	RB			14	56%	B Brinkley	LS			7	28%
G Gano	K			11	44%	B Kern	P			7	28%
J Jansen	LS			9	36%	R Succop	K			5	20%
B Nortman	P			9	36%	J Meredith	T			2	8%
F Velasco	C			5	20%						

2015 TENNESSEE TITANS REGULAR SEASON STATISTICS

Won 2, Lost 7

Date	W-L	Score	OT	Opponent	Attendance
09/13	W	42-14		at Tampa Bay	63,945
09/20	L	14-28		at Cleveland	67,431
09/27	L	33-35		Indianapolis	65,920
10/11	L	13-14		Buffalo	65,670
10/18	L	10-38		Miami	62,342
10/25	L	7-10		Atlanta	63,329
11/01	L	6-20		at Houston	71,630
11/08	W	34-28	OT	at New Orleans	73,075
11/15	L	10-27		Carolina	63,591
11/19				at Jacksonville	
11/29				Oakland	
12/06				Jacksonville	
12/13				at New York Jets	
12/20				at New England	
12/27				Houston	
01/03				at Indianapolis	

Statistic	Tenn.	Opp.
Total First Downs	174	177
Rushing	42	61
Passing	114	98
Penalty	18	18
3rd Down: Made/Att	34/107	42/110
3rd Down Pct.	31.8	38.2
4th Down: Made/Att	4/7	3/9
4th Down Pct.	57.1	33.3
Possession Avg.	30:37	29:23
Total Net Yards	2894	2935
Avg. Per Game	321.6	326.1
Total Plays	547	544
Avg. Per Play	5.3	5.4
Net Yards Rushing	877	1011
Avg. Per Game	97.4	112.3
Total Rushes	220	254
Net Yards Passing	2017	1924
Avg. Per Game	224.1	213.8
Sacked/Yards Lost	29/199	27/187
Gross Yards	2216	2111
Att./Completions	298/196	263/169
Completion Pct.	65.8	64.3
Had Intercepted	9	9
Punts/Average	48/46.7	45/48.8
Net Punting Avg.	48/39.2	45/43.3
Penalties/Yards	63/505	69/625
Fumbles/Ball Lost	16/10	9/2
Touchdowns	20	28
Rushing	5	9
Passing	14	16
Returns	1	3

Score By Periods	Q1	Q2	Q3	Q4	OT	PTS
Team	44	44	51	24	6	169
Opponents	52	55	31	76	0	214

Scoring	TD	Rush	Rec	Ret	K-PAT	FG	S	PTS
Succop	0	0	0	0	17/17	10/11	0	47
Walker	3	0	3	0			0	20
Wright	3	0	3	0			0	18
Andrews	2	2	0	0			0	12
Fasano	2	0	2	0			0	12
Green-Beckham	2	0	2	0			0	12
McCluster	2	1	1	0			0	12
Sankey	2	1	1	0			0	12
Douglas	1	0	1	0			0	6
Fowler	1	1	0	0			0	6
Hunter	1	0	1	0			0	6
Sensabaugh	1	0	0	1			0	6
Team	20	5	14	1	17/17	10/11	0	169
Opponents	28	9	16	3	28/28	6/8	0	214

2-Pt Conv: Walker, TM 1-2, OP

Rushing	No.	Yds	Avg	Long	TD
Andrews	84	298	3.5	38	2
McCluster	49	235	4.8	44	1
Sankey	41	166	4.0	16	1
Mariota	16	101	6.3	22	0
West TM	16	51	3.2	12	0
Wright	3	21	7.0	13	0
Fowler	5	12	2.4	3	1
Mettenberger	5	-1	-2	4	0
Douglas	1	-6	-6.0	-6	0
Team	220	877	4.0	44	5
Opponents	254	1011	4.0	26	9

Receiving	No.	Yds	Avg	Long	TD
Walker	45	508	11.3	61t	3
Wright	28	343	12.3	52t	3
McCluster	25	204	8.2	35	1
Hunter	22	264	12.0	29	1
Fasano	17	211	12.4	33	2
Douglas	17	180	10.6	30	1
Green-Beckham	12	181	15.1	32	2
Andrews	9	100	11.1	23	0
Sankey	8	73	9.1	20	1
Stevens	7	77	11.0	27	0
Coffman	4	42	10.5	16	0
Fowler	2	33	16.5	19	0
Team	196	2216	11.3	61t	14
Opponents	169	2111	12.5	60t	16

Interceptions	No.	Yds	Avg	Long	TD
Sensabaugh	2	42	21.0	26t	1
Brown	1	45	45.0	45	0
Griffin	1	29	29.0	29	0
Cox	1	27	27.0	27	0
Bass	1	8	8.0	8	0
Mount	1	8	8.0	8	0
Webb	1	0	0.0	0	0
Williamson	1	0	0.0	0	0
Team	9	159	17.7	45	1
Opponents	9	168	18.7	69t	2

Punting	No.	Yds	Avg	Net	TB	In	Lg	B
Kern	48	2241	46.7	39.2	1	19	61	0
Team	48	2241	46.7	39.2	1	19	61	0
Opponents	45	2197	48.8	43.3	2	13	65	0

Punt Returns	Ret	FC	Yds	Avg	Long	TD
McCluster	22	14	209	9.5	37	0
Team	22	14	209	9.5	37	0
Opponents	23	14	339	14.7	78t	1

Kickoff Returns	No.	Yds	Avg	Long	TD
McCluster	12	263	21.9	32	0
Sankey	9	192	21.3	34	0
Team	21	455	21.7	34	0
Opponents	13	344	26.5	35	0

Field Goals	1-19	20-29	30-39	40-49	50+
Succop	0/0	3/3	3/3	3/3	1/2
Team	0/0	3/3	3/3	3/3	1/2
Opponents	1/1	2/2	2/2	1/3	0/0

Succop: () () (38G,21G) (21G,41G) (37G) () (35G,44G) (51G,29G,55N) (45G)

OPP: () () () (30G) (27G,47N) (38G,24G) (46B) (48G, 19G)

Sacks: Orakpo 6, Morgan 4.5, Casey 4, Woodyard 4, Blackson 2, Klug 2, Williamson 1.5, Griffin 1, Stafford 1, Bass 0.5, Brown 0.5, TM 27, OPP 29

FUM/Lost: Mariota 7/4, McCluster 2/2, Mettenberger 2/1, Sankey 2/1, West(TM) 2/2, Gallik 1/0

Passing	Att	Cmp	Yds	Cmp%	Yds/Att	TD	TD%	Int	Int%	Long	Sack/Lost	Rating
Mariota	224	147	1795	65.6	8.01	13	5.8	6	2.7	61t	20/136	98.3
Mettenberger	74	49	421	66.2	5.69	1	1.4	3	4.1	23	9/63	68.6
Team	298	196	2216	65.8	7.44	14	4.7	9	3.0	61t	29/199	91.0
Opponents	263	169	2111	64.3	8.03	16	6.1	9	3.4	60t	27/187	95.1

TITANS FALL SHORT IN JACKSONVILLE 19-13

**BY JIM WYATT
TITANS ONLINE
NOVEMBER 20, 2015**

JACKSONVILLE, Fla. — The Titans left here last night feeling bluer than their Color Rush uniforms.

They knew they'd let another winnable game slip away in the closing minutes of a 19-13 loss to the Jaguars.

"This hurts, man. It's tough," linebacker Zach Brown said. "Nobody likes losing. Everybody hates it. We have to find a way to win these games."

The Titans (2-8) held the lead most the second half on Thursday night, but the Jaguars won it late, scoring on a five-yard touchdown pass from quarterback Blake Bortles to tight end Julius Thomas with just 3:34 left to take the lead. The play was set up by a 63-yard punt return by Rashad Green.

When the Titans got the ball back, a fumble by tight end Phillip Supernaw set up another field goal for the Jaguars giving them a six-point lead.

Still, the Titans had one final chance. But after driving to the Jacksonville 23-yard line after taking over at their own 20-yard line with 2:19 left, quarterback Marcus Mariota was sacked on the game's final play.

Mariota finished the contest 22-of-35 for 231 yards, and he was sacked four times. He also ran for a 23-yard touchdown.

"Every single drive we have, our mentality is to score," Mariota said afterward. "We had an opportunity at the end, and I should have just tried to throw it up there to give the guys a chance.

"I have to do a better job of giving the guys a shot."

It looked good for the Titans for a while.

The Titans took the lead midway through the third quarter on a 23-yard run by Mariota, which made it 13-9. It was the first rushing touchdown of Mariota's career, and it capped a five-play, 81-yard drive.

The Titans had a chance to add to the lead, but a 53-yard field goal try by kicker Ryan Succop sailed to the left. Afterward, interim coach Mike Mularkey said he wishes he would've gone for it on fourth-and-2 from the Jacksonville 37-yard line instead of kicking the field goal.

Still, the Titans stiffened up immediately afterward when the Jaguars got the ball back and drove it deep into Tennessee territory. That's when Brown stepped up and intercepted Bortles on the 12-yard line, ending the drive.

In the end, however, mistakes at the end doomed the Titans.

"Every loss we've had has been tough if you ask me," linebacker Wesley Woodyard said. "We are right there, man, but we have to find a way to win. We have to find a way to win at the end of these games.

"We have to find that finishing formula. We played good for 95 percent of the game, but that five percent of the game is not good enough to win at the end. We are losing on that, and that is something we are not good enough to do. Week in and week out, we have to find a way to get over the hump."

The Titans jumped out to a 3-0 lead on their opening series of the game on a 47-yard field goal by Succop. It capped a 10-play, 51-yard drive that included a 21-yard pass from Mariota to tight end Delanie Walker.

The Jaguars tied the game at 3-3 just 10 seconds into the second quarter on a 31-yard field goal by kicker Jason Myers.

The Titans, however, reclaimed the lead at 6-3 in the second quarter on a 49-yard kick by Succop.

The Jaguars had a chance to move ahead just before halftime, but a sack by linebacker Brian Orakpo ended a Jacksonville drive, and the Jaguars settled for a 32-yard kick by Myers to make it 6-6 at halftime.

Time and again the defense stiffened up. When the Jaguars drove inside the two-yard line early in the third quarter, a third-and-goal stop by linebacker Wesley Woodyard from the two went for no gain, and the Jaguars settled for a field goal to make it 9-6 with 8:10 remaining in the third quarter.

Mularkey said the team needs to keep working. The Titans sacked Bortles four times in the contest, and held the Jaguars to 4-of-13 on third down. But it wasn't enough.

"We have to figure out a way to get over the hump," Mularkey said. "That is my job right now, to try and figure out how to get us over the hump in these games. We have to find a way to do it."

The Titans return to action on November 29 against the Raiders at Nissan Stadium.

###

National Football League Game Summary

NFL Copyright © 2015 by The National Football League. All rights reserved. This summary and play-by-play is for the express purpose of assisting media in their coverage of the game; any other use of this material is prohibited without the written permission of the National Football League. Updated: 12/4/2015

Date: Thursday, 11/19/2015

Tennessee Titans at Jacksonville Jaguars

Start Time: 8:26 PM EST

at EverBank Field, Jacksonville, FL

Game Day Weather

Temp: 75° F (23.9° C) Humidity: 90%, Wind: West 5 mph

Outdoor Weather: 30% Chance of Rain,

Played Open on Turf: Grass

Officials

Referee: Wrolstad, Craig (4)

Umpire: Ellison, Roy (81)

Head Linesman: Hittner, Mark (28)

Line Judge: Mapp, Julian (10)

Side Judge: Lamberth, Jeff (21)

Field Judge: Zimmer, Steve (33)

Back Judge: Dyer, Lee (27)

Replay Official: Hynes, Al ()

Lineups

Tennessee Titans				Jacksonville Jaguars			
Offense		Defense		Offense		Defense	
WR	83 H.Douglas	DE	90 D.Jones	WR	15 A.Robinson	LEO	90 A.Branch
TE	82 D.Walker	NT	94 S.Hill	TE	80 J.Thomas	DT	93 T.Alualu
LT	77 T.Lewan	DT	99 J.Casey	LT	76 L.Joeckel	DT	97 R.Miller
LG	78 J.Looney	OLB	51 D.Bass	LG	68 Z.Beadles	DE	75 J.Odrick
C	69 A.Gallik	ILB	59 W.Woodyard	C	61 S.Wisniewski	WLB	50 T.Smith
RG	70 C.Warmack	ILB	54 A.Williamson	RG	60 A.Cann	MLB	51 P.Posluszny
RT	76 B.Bell	OLB	98 B.Orakpo	RT	78 J.Parnell	OTTO	55 D.Skuta
TE	80 A.Fasano	CB	29 P.Cox	TE	89 M.Lewis	LCB	31 D.House
TE	88 C.Stevens	SS	21 D.Searcy	WR	88 A.Hurns	FS	26 J.Evans
QB	8 M.Mariota	FS	33 M.Griffin	QB	5 B.Bortles	SS	37 J.Cyprien
RB	26 A.Andrews	CB	24 C.Sensabaugh	RB	24 T.Yeldon	RCB	22 A.Colvin

Substitutions

K 4 R.Succop, P 6 B.Kern, WR 16 T.McBride, WR 17 D.Green-Beckham, RB 22 D.McCluster, RB 23 D.Cobb, DB 28 M.Huff, CB 37 C.Riggs, DB 38 B.Webb, S 39 D.Stafford, FB 45 J.Fowler, LS 48 B.Brinkley, LB 52 S.Johnson, LB 55 Z.Brown, DE 57 J.Staples, T 73 J.Poutasi, T/G 79 J.Meredith, WR 81 R.Richardson, TE 89 P.Supernaw, OLB 91 D.Morgan, DE 92 R.Pitoitua, DE 95 A.Blackson, DL 97 K.Klug

Substitutions

K 2 J.Myers, WR 11 M.Lee, WR 13 R.Greene, RB 16 D.Robinson, P 19 B.Anger, DB 20 C.Loston, RB 21 T.Gerhart, CB 25 P.Thompson, CB 27 D.Gratz, CB 35 D.McCray, S 38 S.Brown, LS 46 C.Tinker, LB 52 H.Pullard, LB 57 T.Armbrister, LB 58 J.Tripp, DE 59 R.Davis, G 69 T.Shatley, OT 74 S.Young, WR 81 B.Walters, TE 86 C.Harbor, WR 87 N.Sterling, DE 91 C.Clemons, DT 95 A.Jones

Did Not Play

QB 7 Z.Mettenberger

Did Not Play

QB 7 C.Henne

Not Active

WR 13 K.Wright, RB 20 B.Sankey, CB 25 B.Wreh-Wilson, G 60 Q.Spain, WR 86 A.Turzilli, DL 93 M.Martin, DL 96 A.Woods

Not Active

RB 29 J.Banyard, RB 30 B.Pierce, CB 41 N.Marshall, C 70 L.Bowanko, TE 85 N.Jacobs, DT 96 M.Bennett, DE 98 C.Smith

Field Goals (made () & missed)							
R.Succop	(47)	(49)	53WL	J.Myers	(31)	(32)	(20) (36)
				1	2	3	4 OT Total
VISITOR:	Tennessee Titans			3	3	7	0 0 13
HOME:	Jacksonville Jaguars			0	6	3	10 0 19

Scoring Plays							
Team	Qtr	Time	Play Description (Extra Point) (Drive Info)			Visitor	Home
Titans	1	9:06	R.Succop 47 yd. Field Goal (10-51, 5:54)			3	0
Jaguars	2	14:50	J.Myers 31 yd. Field Goal (11-73, 5:31)			3	3
Titans	2	10:58	R.Succop 49 yd. Field Goal (9-48, 3:52)			6	3
Jaguars	2	0:31	J.Myers 32 yd. Field Goal (5-36, 0:55)			6	6
Jaguars	3	8:10	J.Myers 20 yd. Field Goal (13-78, 6:50)			6	9
Titans	3	5:22	M.Mariota 23 yd. run (R.Succop kick) (5-81, 2:48)			13	9
Jaguars	4	3:30	J.Thomas 5 yd. pass from B.Bortles (J.Myers kick) (1-5, 0:04)			13	16
Jaguars	4	2:19	J.Myers 36 yd. Field Goal (4-9, 1:00)			13	19
Paid Attendance: 60,121						Time: 3:08	

Final Team Statistics

	Visitor Titans	Home Jaguars
TOTAL FIRST DOWNS	22	18
By Rushing	4	3
By Passing	13	13
By Penalty	5	2
THIRD DOWN EFFICIENCY	5-13-38%	4-13-31%
FOURTH DOWN EFFICIENCY	0-0-0%	0-0-0%
TOTAL NET YARDS	316	308
Total Offensive Plays (inc. times thrown passing)	65	58
Average gain per offensive play	4.9	5.3
NET YARDS RUSHING	104	90
Total Rushing Plays	26	23
Average gain per rushing play	4.0	3.9
Tackles for a loss-number and yards	5-12	1-4
NET YARDS PASSING	212	218
Times thrown - yards lost attempting to pass	4-19	4-24
Gross yards passing	231	242
PASS ATTEMPTS-COMPLETIONS-HAD INTERCEPTED	35-22-0	31-21-1
Avg gain per pass play (inc.# thrown passing)	5.4	6.2
KICKOFFS Number-In End Zone-Touchbacks	4-4-4	6-6-5
PUNTS Number and Average	5-45.2	4-48.0
Had Blocked	0	0
FGs - PATs Had Blocked	0-0	0-0
Net Punting Average	30.0	44.3
TOTAL RETURN YARDAGE (Not Including Kickoffs)	15	76
No. and Yards Punt Returns	3-15	2-76
No. and Yards Kickoff Returns	1-22	0-0
No. and Yards Interception Returns	1-0	0-0
PENALTIES Number and Yards	6-59	8-88
FUMBLES Number and Lost	1-1	1-1
TOUCHDOWNS	1	1
Rushing	1	0
Passing	0	1
EXTRA POINTS Made-Attempts	1-1	1-1
Kicking Made-Attempts	1-1	1-1
FIELD GOALS Made-Attempts	2-3	4-4
RED ZONE EFFICIENCY	0-0-0%	1-5-20%
GOAL TO GO EFFICIENCY	0-0-0%	1-2-50%
SAFETIES	0	0
FINAL SCORE	13	19
TIME OF POSSESSION	31:35	28:25

Final Individual Statistics

Tennessee Titans

RUSHING	ATT	YDS	AVG	LG	TD
A.Andrews	15	78	5.2	26	0
M.Mariota	5	29	5.8	23	1
D.McCluster	2	0	0.0	4	0
D.Cobb	4	-3	-0.8	2	0
Total	26	104	4.0	26	1

PASSING	ATT	CMP	YDS	SK/YD	TD	LG	IN	RT
M.Mariota	35	22	231	4/19	0	29	0	82.0
Total	35	22	231	4/19	0	29	0	82.0

PASS RECEIVING	TAR	REC	YDS	AVG	LG	TD
D.Walker	10	8	109	13.6	29	0
D.Green-Beckham	6	3	40	13.3	17	0
D.McCluster	2	2	18	9.0	9	0
H.Douglas	5	2	16	8.0	9	0
P.Supernaw	2	2	16	8.0	8	0
A.Andrews	2	2	16	8.0	13	0
A.Fasano	2	2	14	7.0	8	0
J.Fowler	1	1	2	2.0	2	0
R.Richardson	2	0	0	0.0	0	0
C.Stevens	1	0	0	0.0	0	0
Total	33	22	231	10.5	29	0

INTERCEPTIONS	NO	YDS	AVG	LG	TD
Z.Brown	1	0	0.0	0	0
Total	1	0	0.0	0	0

PUNTING	NO	YDS	AVG	NET	TB	IN20	LG
B.Kern	5	226	45.2	30.0	0	2	56
Total	5	226	45.2	30.0	0	2	56

PUNT RETURNS	NO	YDS	AVG	FC	LG	TD
H.Douglas	2	9	4.5	0	9	0
D.McCluster	1	6	6.0	1	6	0
Total	3	15	5.0	1	9	0

KICKOFF RETURNS	NO	YDS	AVG	FC	LG	TD
D.McCluster	1	22	22.0	0	22	0
[TOUCHBACK]	5	0	0.0	0	0	0
Total	1	22	22.0	0	22	0

Jacksonville Jaguars

RUSHING	ATT	YDS	AVG	LG	TD
T.Yeldon	14	54	3.9	15	0
D.Robinson	7	27	3.9	10	0
B.Bortles	2	9	4.5	13	0
Total	23	90	3.9	15	0

PASSING	ATT	CMP	YDS	SK/YD	TD	LG	IN	RT
B.Bortles	30	21	242	4/24	1	38	1	91.2
B.Walters	1	0	0	0/0	0	0	0	39.6
Total	31	21	242	4/24	1	38	1	88.4

PASS RECEIVING	TAR	REC	YDS	AVG	LG	TD
A.Robinson	7	5	113	22.6	38	0
J.Thomas	8	5	28	5.6	12	1
T.Yeldon	4	3	28	9.3	13	0
A.Hurns	4	3	19	6.3	7	0
B.Walters	3	2	35	17.5	31	0
C.Harbor	2	2	17	8.5	10	0
R.Greene	1	1	2	2.0	2	0
M.Lewis	2	0	0	0.0	0	0
Total	31	21	242	11.5	38	1

INTERCEPTIONS	NO	YDS	AVG	LG	TD
Total	0	0	0	0	0

PUNTING	NO	YDS	AVG	NET	TB	IN20	LG
B.Anger	4	192	48.0	44.3	0	3	59
Total	4	192	48.0	44.3	0	3	59

PUNT RETURNS	NO	YDS	AVG	FC	LG	TD
R.Greene	2	76	38.0	0	63	0
B.Walters	0	0	0.0	1	0	0
[OUT OF BOUNDS]	2	0	0.0	0	0	0
Total	2	76	38.0	1	63	0

KICKOFF RETURNS	NO	YDS	AVG	FC	LG	TD
[TOUCHBACK]	4	0	0.0	0	0	0
Total	0	0	0.0	0	0	0

Tennessee Titans

FUMBLES	FUM	LOST	OWN-REC	YDS	TD	FORCED	OPP-REC	YDS	TD	OUT-BDS
P.Supernaw	1	1	0	0	0	0	0	0	0	0
B.Orakpo	0	0	0	0	0	1	0	0	0	0
D.Bass	0	0	0	0	0	0	1	0	0	0
Total	1	1	0	0	0	1	1	0	0	0

Jacksonville Jaguars

FUMBLES	FUM	LOST	OWN-REC	YDS	TD	FORCED	OPP-REC	YDS	TD	OUT-BDS
B.Bortles	1	1	0	0	0	0	0	0	0	0
D.House	0	0	0	0	0	1	1	0	0	0
Total	1	1	0	0	0	1	1	0	0	0

First Quarter

JAX wins the coin toss and elects to defer. TEN elects to Receive, and JAX elects to defend the south goal.

J.Myers kicks 65 yards from JAX 35 to end zone, Touchback.

Tennessee Titans at 15:00

1-10-TEN 20	(15:00) A.Andrews up the middle to TEN 23 for 3 yards (T.Smith).	
2-7-TEN 23	(14:14) (Shotgun) M.Mariota pass short right to H.Douglas to TEN 30 for 7 yards (A.Colvin).	P1
1-10-TEN 30	(13:28) M.Mariota pass incomplete short middle to C.Stevens (A.Colvin).	
2-10-TEN 30	(13:23) (Shotgun) A.Andrews up the middle to TEN 34 for 4 yards (T.Smith).	
3-6-TEN 34	(12:38) (Shotgun) M.Mariota pass short right to D.McCluster to TEN 43 for 9 yards (D.House).	P2
1-10-TEN 43	(11:53) M.Mariota pass short middle to D.Walker to JAX 36 for 21 yards (P.Posluszny).	P3
1-10-JAX 36	(11:12) A.Andrews up the middle to JAX 34 for 2 yards (J.Odrick).	
2-8-JAX 34	(10:34) (Shotgun) M.Mariota pass short middle to A.Fasano to JAX 28 for 6 yards (P.Posluszny).	
3-2-JAX 28	(9:53) (Shotgun) M.Mariota right end to JAX 29 for -1 yards (A.Branch; T.Smith).	
4-3-JAX 29	(9:11) (Field Goal formation) R.Succop 47 yard field goal is GOOD, Center-B.Brinkley, Holder-B.Kern.	

TEN 3 JAX 0, 10 plays, 51 yards, 5:54 drive, 5:54 elapsed

R.Succop kicks 65 yards from TEN 35 to end zone, Touchback.

Jacksonville Jaguars at 9:06

1-10-JAX 20	(9:06) B.Bortles pass incomplete deep left to J.Thomas (B.Orakpo).	
2-10-JAX 20	(9:01) (Shotgun) B.Bortles pass short right to J.Thomas pushed ob at JAX 26 for 6 yards (C.Sensabaugh).	
3-4-JAX 26	(8:19) (Shotgun) B.Bortles pass incomplete short right to M.Lewis [D.Morgan].	
4-4-JAX 26	(8:14) (Punt formation) B.Anger punts 52 yards to TEN 22, Center-C.Tinker. D.McCluster to TEN 28 for 6 yards (D.Robinson).	

Tennessee Titans at 8:00

1-10-TEN 28	(8:00) A.Andrews up the middle to TEN 40 for 12 yards (D.House).	R4
1-10-TEN 40	(7:23) (Shotgun) A.Andrews up the middle to TEN 42 for 2 yards (D.Skuta).	
2-8-TEN 42	(6:44) D.McCluster left end to TEN 38 for -4 yards (J.Odrick).	
3-12-TEN 38	(6:05) (Shotgun) M.Mariota pass short middle to D.Walker to TEN 41 for 3 yards (J.Cyprien).	
4-9-TEN 41	(5:28) (Punt formation) B.Kern punts 45 yards to JAX 14, Center-B.Brinkley, out of bounds.	

Jacksonville Jaguars at 5:21

1-10-JAX 14	(5:21) T.Yeldon up the middle to JAX 16 for 2 yards (D.Jones; W.Woodyard).	
2-8-JAX 16	(4:46) B.Bortles pass short left to J.Thomas to JAX 18 for 2 yards (D.Searcy).	
3-6-JAX 18	(4:08) (Shotgun) B.Bortles pass deep middle to B.Walters to JAX 49 for 31 yards (P.Cox).	P1
1-10-JAX 49	(3:31) T.Yeldon up the middle to TEN 36 for 15 yards (D.Searcy).	R2
1-10-TEN 36	(2:48) T.Yeldon right end to TEN 35 for 1 yard (R.Pitoitua).	
2-9-TEN 35	(2:10) (Shotgun) B.Bortles pass short left to B.Walters to TEN 31 for 4 yards (C.Riggs).	
3-5-TEN 31	(1:32) (Shotgun) B.Bortles pass short right to J.Thomas to TEN 19 for 12 yards (Z.Brown).	P3
1-10-TEN 19	(:50) B.Bortles pass incomplete deep right to M.Lewis.	
2-10-TEN 19	(:45) T.Yeldon left end to TEN 13 for 6 yards (A.Blackson).	

END OF QUARTER

	Score	Time Poss	First Downs				Efficiencies	
			R	P	X	T	3 Down	4 Down
Tennessee Titans	3	8:33	1	3	0	4	1/3	0/0
Jacksonville Jaguars	0	6:27	1	2	0	3	2/3	0/0

Play By Play

Second Quarter

11/19/2015

Jacksonville Jaguars continued.

3-4-TEN 13 (15:00) (Shotgun) B.Bortles pass incomplete short right to B.Walters.

4-4-TEN 13 (14:53) J.Myers 31 yard field goal is GOOD, Center-C.Tinker, Holder-B.Anger.

TEN 3 JAX 3, 11 plays, 73 yards, 5:31 drive, 0:10 elapsed

J.Myers kicks 65 yards from JAX 35 to end zone, Touchback.

Tennessee Titans at 14:50

1-10-TEN 20 (14:50) M.Mariota pass deep middle to D.Walker pushed ob at TEN 49 for 29 yards (J.Cyprien). P5

1-10-TEN 49 (14:23) D.Cobb left end to JAX 49 for 2 yards (R.Miller).

2-8-JAX 49 (13:44) (Shotgun) M.Mariota pass incomplete short left to D.Green-Beckham (R.Miller).

3-8-JAX 49 (13:41) (Shotgun) M.Mariota pass incomplete short right to D.Green-Beckham (A.Colvin) [T.Smith].

PENALTY on JAX-A.Colvin, Defensive Holding, 5 yards, enforced at JAX 49 - No Play. X6

1-10-JAX 44 (13:36) D.Cobb up the middle to JAX 43 for 1 yard (A.Jones).

2-9-JAX 43 (12:55) (Shotgun) M.Mariota pass short left to D.Green-Beckham ran ob at JAX 33 for 10 yards. P7

1-10-JAX 33 (12:29) D.Cobb left end to JAX 36 for -3 yards (R.Miller).

2-13-JAX 36 (11:52) D.McCluster left end to JAX 32 for 4 yards (P.Posluszny).

3-9-JAX 32 (11:08) (Shotgun) M.Mariota pass incomplete deep left to D.Green-Beckham.

4-9-JAX 32 (11:03) R.Succop 49 yard field goal is GOOD, Center-B.Brinkley, Holder-B.Kern.

TEN 6 JAX 3, 9 plays, 48 yards, 1 penalty, 3:52 drive, 4:02 elapsed

R.Succop kicks 65 yards from TEN 35 to end zone, Touchback.

Jacksonville Jaguars at 10:58

1-10-JAX 20 (10:58) B.Bortles scrambles left end to JAX 33 for 13 yards. R4

1-10-JAX 33 (10:13) (Shotgun) B.Bortles pass short right to R.Greene to JAX 35 for 2 yards (C.Sensabaugh).

PENALTY on TEN-C.Riggs, Face Mask (15 Yards), 15 yards, enforced at JAX 35. X5

1-10-50 (9:55) T.Yeldon left end to TEN 41 for 9 yards (A.Williamson).

2-1-TEN 41 (9:12) T.Yeldon right end to TEN 41 for no gain (Z.Brown).

3-1-TEN 41 (8:33) B.Bortles up the middle to TEN 41 for no gain (B.Orakpo). FUMBLES (B.Orakpo), RECOVERED by TEN-D.Bass at TEN 45. D.Bass to TEN 45 for no gain (T.Yeldon).

Tennessee Titans at 8:26

1-10-TEN 45 (8:26) A.Andrews up the middle to TEN 46 for 1 yard (J.Odrick).

2-9-TEN 46 (7:51) M.Mariota pass incomplete deep right to D.Green-Beckham (D.House).

3-9-TEN 46 (7:45) (Shotgun) M.Mariota pass incomplete deep right to D.Walker.

4-9-TEN 46 (7:40) B.Kern punts 39 yards to JAX 15, Center-B.Brinkley, fair catch by B.Walters.

PENALTY on TEN-C.Riggs, Fair Catch Interference, 15 yards, enforced at JAX 15.

Jacksonville Jaguars at 7:32

1-10-JAX 30 (7:32) D.Robinson up the middle to JAX 40 for 10 yards (A.Williamson; M.Griffin). R6

1-10-JAX 40 (6:55) (Shotgun) B.Bortles pass short right to C.Harbor pushed ob at 50 for 10 yards (M.Griffin). P71-10-50 (6:23) B.Bortles pass incomplete deep right to A.Robinson.

2-10-50 (6:18) D.Robinson up the middle to TEN 45 for 5 yards (S.Hill).

3-5-TEN 45 (5:40) (Shotgun) B.Bortles pass short right to A.Hurns to TEN 38 for 7 yards (C.Sensabaugh). P8

1-10-TEN 38 (5:04) (No Huddle, Shotgun) B.Walters pass incomplete deep right to A.Robinson.

2-10-TEN 38 (4:58) T.Yeldon right end to TEN 34 for 4 yards (D.Bass).

PENALTY on JAX-L.Joeckel, Offensive Holding, 10 yards, enforced at TEN 38 - No Play.

2-20-TEN 48 (4:30) (Shotgun) B.Bortles sacked at JAX 46 for -6 yards (W.Woodyard).

3-26-JAX 46 (3:50) (Shotgun) B.Bortles pass short left to T.Yeldon to TEN 41 for 13 yards (C.Riggs).

4-13-TEN 41 (3:08) B.Anger punts 35 yards to TEN 6, Center-C.Tinker, fair catch by D.McCluster.

Tennessee Titans at 3:01

1-10-TEN 6 (3:01) D.Cobb up the middle to TEN 3 for -3 yards (T.Alualu).

2-13-TEN 3 (2:15) PENALTY on TEN-M.Mariota, Delay of Game, 1 yard, enforced at TEN 3 - No Play.

Two-Minute Warning

2-14-TEN 2 (2:00) (Shotgun) M.Mariota pass incomplete deep right to R.Richardson.

3-14-TEN 2 (1:55) (Shotgun) M.Mariota pass incomplete short middle to H.Douglas (A.Colvin).

Tennessee Titans vs Jacksonville Jaguars at EverBank Field

4-14-TEN 2 (1:49) B.Kern punts 53 yards to JAX 45, Center-B.Brinkley. R.Greene to JAX 33 for -12 yards (P.Supernaw).
PENALTY on JAX-S.Brown, Running Into the Kicker, 5 yards, enforced at TEN 2 - No Play.
4-9-TEN 7 (1:38) B.Kern punts 56 yards to JAX 37, Center-B.Brinkley. R.Greene ran ob at 50 for 13 yards.

Jacksonville Jaguars at 1:26

1-10-50 (1:26) (Shotgun) B.Bortles pass deep right to A.Robinson to TEN 12 for 38 yards (C.Sensabaugh).
1-10-TEN 12 (:53) (Shotgun) D.Robinson right end to TEN 7 for 5 yards (D.Stafford).
Timeout #1 by JAX at 00:49.
2-5-TEN 7 (:49) (Shotgun) D.Robinson up the middle to TEN 5 for 2 yards (D.Bass).
Timeout #2 by JAX at 00:43.
3-3-TEN 5 (:43) (Shotgun) B.Bortles sacked at TEN 14 for -9 yards (B.Orakpo).
Timeout #1 by TEN at 00:35.
4-12-TEN 14 (:35) J.Myers 32 yard field goal is GOOD, Center-C.Tinker, Holder-B.Anger.

TEN 6 JAX 6, 5 plays, 36 yards, 0:55 drive, 14:29 elapsed

J.Myers kicks 65 yards from JAX 35 to end zone, Touchback.

Tennessee Titans at 0:31

1-10-TEN 20 (:31) (Shotgun) M.Mariota pass short right to H.Douglas ran ob at TEN 29 for 9 yards.
2-1-TEN 29 (:26) (No Huddle, Shotgun) M.Mariota pass deep middle to D.Walker to TEN 46 for 17 yards (J.Cyprien).
Timeout #2 by TEN at 00:17.
1-10-TEN 46 (:17) (Shotgun) M.Mariota pass incomplete short right to H.Douglas.
PENALTY on JAX-D.Gratz, Defensive Holding, 5 yards, enforced at TEN 46 - No Play.
1-10-JAX 49 (:12) (Shotgun) M.Mariota sacked at 50 for -1 yards (R.Davis).
Timeout #3 by TEN at 00:06.
Timeout #3 by JAX at 00:06.
2-11-50 (:06) (Shotgun) M.Mariota pass short middle to D.Walker to JAX 33 for 17 yards (T.Smith).

END OF QUARTER

	Score	Time Poss	First Downs				Efficiencies	
			R	P	X	T	3 Down	4 Down
Tennessee Titans	6	6:52	0	4	2	6	0/3	0/0
Jacksonville Jaguars	6	8:08	2	3	1	6	1/5	0/0

First Half Summary

PERIOD SCORES			TIME OF POSSESSION		
Titans	3	3 = 6	Titans	15:25	
Jaguars	0	6 = 6	Jaguars	14:35	

Scoring Plays					
Team	Qtr	Time	Play Description (Extra Point) (Drive Info)	Visitor	Home
Titans	1	9:06	R.Succop 47 yd. Field Goal (10-51, 5:54)	3	0
Jaguars	2	14:50	J.Myers 31 yd. Field Goal (11-73, 5:31)	3	3
Titans	2	10:58	R.Succop 49 yd. Field Goal (9-48, 3:52)	6	3
Jaguars	2	0:31	J.Myers 32 yd. Field Goal (5-36, 0:55)	6	6

	Tennessee Titans	Jacksonville Jaguars
TOTAL FIRST DOWNS	10	9
First Downs Rushing-Passing-by Penalty	1 - 7 - 2	3 - 5 - 1
THIRD DOWN EFFICIENCY	1-6-17%	3-8-38%
TOTAL NET YARDS	147	174
Total Offensive Plays	31	30
NET YARDS RUSHING	20	64
NET YARDS PASSING	127	110
Gross Yards Passing	128	125
Times thrown-yards lost attempting to pass	1-1	2-15
Pass Attempts-Completions-Had Intercepted	17 - 10 - 0	16 - 10 - 0
Punts-Number and Average	3 - 46.7	2 - 43.5
Penalties-Number and Yards	3 - 31	4 - 25
Fumbles-Number and Lost	0 - 0	1 - 1
Red Zone Efficiency	0-0-0%	0-2-0%
Average Drive Start	TEN 23	JAX 27

Tennessee Titans										Jacksonville Jaguars															
RUSHING					ATT	YDS	AVG	LG	TD	RUSHING					ATT	YDS	AVG	LG	TD						
A.Andrews					6	24	4.0	12	0	T.Yeldon					6	33	5.5	15	0						
D.McCluster					2	0	0.0	4	0	D.Robinson					4	22	5.5	10	0						
M.Mariota					1	-1	-1.0	-1	0	B.Bortles					2	9	4.5	13	0						
D.Cobb					4	-3	-0.8	2	0																
Total					13	20	1.5	12	0	Total					12	64	5.3	15	0						
PASSING					ATT	CMP	YDS	SK/YD	TD	LG	IN	RT	PASSING					ATT	CMP	YDS	SK/YD	TD	LG	IN	RT
M.Mariota					17	10	128	1/1	0	29	0	82.5	B.Bortles					15	10	125	2/15	0	38	0	92.4
													B.Walters					1	0	0	0/0	0	0	0	39.6
Total					17	10	128	1/1	0	29	0	82.5	Total					16	10	125	2/15	0	38	0	86.7
PASS RECEIVING					TAR	REC	YDS	AVG	LG	TD	PASS RECEIVING					TAR	REC	YDS	AVG	LG	TD				
D.Walker					6	5	87	17.4	29	0	J.Thomas					4	3	20	6.7	12	0				
H.Douglas					3	2	16	8.0	9	0	B.Walters					3	2	35	17.5	31	0				
D.Green-Beckham					4	1	10	10.0	10	0	A.Robinson					3	1	38	38.0	38	0				
D.McCluster					1	1	9	9.0	9	0	T.Yeldon					1	1	13	13.0	13	0				
A.Fasano					1	1	6	6.0	6	0	C.Harbor					1	1	10	10.0	10	0				
R.Richardson					1	0	0	0.0	0	0	A.Hurns					1	1	7	7.0	7	0				
C.Stevens					1	0	0	0.0	0	0	R.Greene					1	1	2	2.0	2	0				
											M.Lewis					2	0	0	0.0	0	0				
Total					17	10	128	12.8	29	0	Total					16	10	125	12.5	38	0				

Tennessee Titans	Regular Defensive Plays												Special Teams					Misc			
	TKL	AST	COMB	SK	/ YDS	TFL	Q	IN	PD	FF	FR	TKL	AST	FF	FR	BL	TKL	AST	FF	FR	
C.Sensabaugh	4	0	4	0	0	0	0	0	0	0	0	0	0	0	0	0	0	0	0	0	0
Z.Brown	2	0	2	0	0	0	0	0	0	0	0	0	0	0	0	0	0	0	0	0	0
B.Orakpo	2	0	2	1	9	1	1	0	1	1	0	0	0	0	0	0	0	0	0	0	0
C.Riggs	2	0	2	0	0	0	0	0	0	0	0	0	0	0	0	0	0	0	0	0	0
Total	10	0	10	1	9	1	1	0	1	1	0	0	0	0	0	0	0	0	0	0	0

Third Quarter

11/19/2015

Play By Play

JAX elects to Receive, and TEN elects to defend the North goal.

R.Succop kicks 65 yards from TEN 35 to end zone, Touchback.

Jacksonville Jaguars at 15:00

<u>1-10-JAX 20</u>	(15:00) B.Bortles pass short left to J.Thomas to JAX 23 for 3 yards (W.Woodyard).	
2-7-JAX 23	(14:30) T.Yeldon up the middle to JAX 25 for 2 yards (D.Jones).	
3-5-JAX 25	(13:46) (Shotgun) B.Bortles pass short right to T.Yeldon to JAX 34 for 9 yards (K.Klug).	P10
<u>1-10-JAX 34</u>	(13:09) T.Yeldon up the middle to JAX 35 for 1 yard (D.Searcy).	
	PENALTY on TEN-J.Casey, Taunting, 15 yards, enforced at JAX 35.	X11
<u>1-10-50</u>	(12:32) B.Bortles pass incomplete short left to A.Robinson.	
	PENALTY on JAX-M.Lewis, Offensive Holding, 10 yards, enforced at 50 - No Play.	
1-20-JAX 40	(12:26) (Shotgun) B.Bortles pass deep middle to A.Robinson to TEN 40 for 20 yards (P.Cox).	P12
<u>1-10-TEN 40</u>	(11:50) T.Yeldon up the middle to TEN 31 for 9 yards (C.Sensabaugh).	
2-1-TEN 31	(11:04) (Shotgun) B.Bortles pass short left to C.Harbor ran ob at TEN 24 for 7 yards.	P13
<u>1-10-TEN 24</u>	(10:39) T.Yeldon right end to TEN 24 for no gain (S.Hill).	
2-10-TEN 24	(10:04) B.Bortles pass deep left to A.Robinson ran ob at TEN 7 for 17 yards.	P14
<u>1-7-TEN 7</u>	(9:40) (No Huddle) D.Robinson up the middle to TEN 2 for 5 yards (M.Griffin).	
2-2-TEN 2	(9:16) (No Huddle) D.Robinson up the middle to TEN 2 for no gain (A.Williamson; W.Woodyard).	
3-2-TEN 2	(8:38) D.Robinson right end to TEN 2 for no gain (W.Woodyard). TEN-B.Orakpo was injured during the play.	
4-2-TEN 2	(8:13) J.Myers 20 yard field goal is GOOD, Center-C.Tinker, Holder-B.Anger.	

TEN 6 JAX 9, 13 plays, 78 yards, 1 penalty, 6:50 drive, 6:50 elapsed
--

J.Myers kicks 68 yards from JAX 35 to TEN -3. D.McCluster to TEN 19 for 22 yards (P.Thompson).

Tennessee Titans at 8:10, (1st play from scrimmage 8:05)

1-10-TEN 19	(8:05) M.Mariota sacked at TEN 12 for -7 yards (A.Colvin).	
2-17-TEN 12	(7:22) (Shotgun) M.Mariota pass short left to D.McCluster to TEN 21 for 9 yards (J.Cyprien). TEN-D.McCluster was injured during the play. His return is Questionable.	
3-8-TEN 21	(6:49) (Shotgun) M.Mariota pass short left to A.Fasano to TEN 29 for 8 yards (A.Colvin).	P11
<u>1-10-TEN 29</u>	(5:51) (Shotgun) M.Mariota pass incomplete deep right to H.Douglas.	
	PENALTY on JAX-D.House, Defensive Pass Interference, 15 yards, enforced at TEN 29 - No Play.	X12
<u>1-10-TEN 44</u>	(5:46) M.Mariota pass incomplete deep left to H.Douglas.	
	PENALTY on JAX-A.Colvin, Defensive Pass Interference, 33 yards, enforced at TEN 44 - No Play.	X13
<u>1-10-JAX 23</u>	(5:38) (Shotgun) M.Mariota pass incomplete deep left to D.Walker. TEN-D.Walker was injured during the play.	
2-10-JAX 23	(5:32) (Shotgun) M.Mariota left end for 23 yards, TOUCHDOWN.	R14
	R.Succop extra point is GOOD, Center-B.Brinkley, Holder-B.Kern.	

TEN 13 JAX 9, 5 plays, 81 yards, 2 penalties, 2:48 drive, 9:38 elapsed
--

R.Succop kicks 65 yards from TEN 35 to end zone, Touchback.

Jacksonville Jaguars at 5:22

1-10-JAX 20	(5:22) B.Bortles pass short right to A.Hurns to JAX 26 for 6 yards (C.Sensabaugh).	
2-4-JAX 26	(4:46) (Shotgun) B.Bortles pass short right to T.Yeldon to JAX 32 for 6 yards (D.Bass).	P15
<u>1-10-JAX 32</u>	(4:11) T.Yeldon right end to JAX 37 for 5 yards (D.Bass).	
2-5-JAX 37	(3:31) (Shotgun) B.Bortles pass incomplete short middle to T.Yeldon.	
3-5-JAX 37	(3:27) (Shotgun) B.Bortles pass incomplete short right to A.Hurns (C.Sensabaugh).	
4-5-JAX 37	(3:23) B.Anger punts 46 yards to TEN 17, Center-C.Tinker. H.Douglas to TEN 16 for -1 yards (H.Pullard).	
	PENALTY on TEN-P.Supernaw, Offensive Holding, 8 yards, enforced at TEN 16.	

Tennessee Titans at 3:13

1-10-TEN 8	(3:13) A.Andrews up the middle to TEN 14 for 6 yards (T.Armbrister).	
2-4-TEN 14	(2:30) (Shotgun) M.Mariota pass incomplete deep middle to H.Douglas.	
3-4-TEN 14	(2:25) (Shotgun) M.Mariota scrambles right end to TEN 20 for 6 yards.	R15
<u>1-10-TEN 20</u>	(1:43) A.Andrews up the middle to TEN 23 for 3 yards (A.Colvin).	
2-7-TEN 23	(1:00) M.Mariota pass short middle to P.Supernaw to TEN 31 for 8 yards (P.Posluszny).	P16
<u>1-10-TEN 31</u>	(:23) A.Andrews up the middle to JAX 43 for 26 yards (A.Colvin).	R17

Tennessee Titans vs Jacksonville Jaguars at EverBank Field								
END OF QUARTER	Score	Time	First Downs				Efficiencies	
		Poss	R	P	X	T	3 Down	4 Down
Tennessee Titans	13	6:01	3	2	2	7	2/2	0/0
Jacksonville Jaguars	9	8:59	0	5	1	6	1/3	0/0

Fourth Quarter

11/19/2015

Play By Play

Tennessee Titans continued.

- 1-10-JAX 43 (15:00) M.Mariota pass short right to J.Fowler to JAX 41 for 2 yards (T.Armbrister).
- 2-8-JAX 41 (14:23) A.Andrews up the middle to JAX 37 for 4 yards (A.Colvin).
- 3-4-JAX 37 (13:42) (Shotgun) M.Mariota left end to JAX 35 for 2 yards (J.Cyprien).
- Timeout #1 by TEN at 13:02.
- 4-2-JAX 35 (13:02) (Field Goal formation) R.Succop 53 yard field goal is No Good, Wide Left, Center-B.Brinkley, Holder-B.Kern.

Jacksonville Jaguars at 12:58

- 1-10-JAX 43 (12:58) B.Bortles pass short left to A.Robinson to TEN 47 for 10 yards (P.Cox). P16
- 1-10-TEN 47 (12:20) (Shotgun) B.Bortles sacked at JAX 49 for -4 yards (J.Casey).
- 2-14-JAX 49 (11:37) (Shotgun) B.Bortles pass deep left to A.Robinson to TEN 23 for 28 yards (M.Griffin). P17
- 1-10-TEN 23 (10:55) B.Bortles pass short right intended for J.Thomas INTERCEPTED by Z.Brown at TEN 12. Z.Brown ran ob at TEN 12 for no gain.

Tennessee Titans at 10:49

- 1-10-TEN 12 (10:49) A.Andrews up the middle to TEN 15 for 3 yards (T.Smith).
- 2-7-TEN 15 (10:12) A.Andrews left end to TEN 21 for 6 yards (T.Smith).
- PENALTY on JAX-R.Miller, Defensive Holding, 5 yards, enforced at TEN 21. X18
- 1-10-TEN 26 (9:46) A.Andrews up the middle to TEN 27 for 1 yard (J.Cyprien).
- 2-9-TEN 27 (9:01) (Shotgun) A.Andrews up the middle to TEN 28 for 1 yard (P.Posluszny).
- 3-8-TEN 28 (8:16) (Shotgun) M.Mariota sacked at TEN 19 for -9 yards (J.Odrick).
- 4-17-TEN 19 (7:36) (Punt formation) B.Kern punts 42 yards to JAX 39, Center-B.Brinkley, out of bounds.

Jacksonville Jaguars at 7:28

- 1-10-JAX 39 (7:28) (Shotgun) B.Bortles pass incomplete short left to J.Thomas [D.Bass].
- 2-10-JAX 39 (7:23) T.Yeldon up the middle to JAX 40 for 1 yard (M.Griffin; S.Hill).
- 3-9-JAX 40 (6:41) (Shotgun) B.Bortles sacked at JAX 35 for -5 yards (A.Williamson).
- 4-14-JAX 35 (6:04) (Punt formation) B.Anger punts 59 yards to TEN 6, Center-C.Tinker. H.Douglas to TEN 15 for 9 yards (H.Pullard).

Tennessee Titans at 5:50

- 1-10-TEN 15 (5:50) A.Andrews up the middle to TEN 19 for 4 yards (P.Posluszny).
- 2-6-TEN 19 (5:15) (Shotgun) M.Mariota left end to TEN 18 for -1 yards (T.Smith).
- 3-7-TEN 18 (4:29) (Shotgun) M.Mariota pass short left to D.Walker to TEN 24 for 6 yards (J.Cyprien).
- 4-1-TEN 24 (3:49) (Punt formation) B.Kern punts 44 yards to JAX 32, Center-B.Brinkley. R.Greene to TEN 5 for 63 yards (D.Stafford).

Jacksonville Jaguars at 3:34

- 1-5-TEN 5 (3:34) (Shotgun) B.Bortles pass short middle to J.Thomas for 5 yards, TOUCHDOWN. P18
- J.Myers extra point is GOOD, Center-C.Tinker, Holder-B.Anger.

TEN 13 JAX 16, 1 plays, 5 yards, 0:04 drive, 11:30 elapsed

J.Myers kicks 65 yards from JAX 35 to end zone, Touchback.

Tennessee Titans at 3:30

- 1-10-TEN 20 (3:30) (Shotgun) M.Mariota pass short right to P.Supernaw to TEN 28 for 8 yards (D.House). FUMBLES (D.House), RECOVERED by JAX-D.House at TEN 28. D.House to TEN 28 for no gain (P.Supernaw).

Jacksonville Jaguars at 3:19

- 1-10-TEN 28 (3:19) T.Yeldon up the middle to TEN 25 for 3 yards (S.Hill).
- 2-7-TEN 25 (2:37) B.Bortles pass short right to A.Hurns to TEN 19 for 6 yards (W.Woodyard).
- Timeout #2 by TEN at 02:28.
- 3-1-TEN 19 (2:28) T.Yeldon up the middle to TEN 19 for no gain (A.Williamson).
- Timeout #3 by TEN at 02:22.
- 4-1-TEN 19 (2:21) (Field Goal formation) J.Myers 36 yard field goal is GOOD, Center-C.Tinker, Holder-B.Anger.

TEN 13 JAX 19, 4 plays, 9 yards, 1:00 drive, 12:41 elapsed

J.Myers kicks 65 yards from JAX 35 to end zone, Touchback.

Tennessee Titans at 2:19

- 1-10-TEN 20 (2:19) (Shotgun) M.Mariota pass short middle to A.Andrews to TEN 33 for 13 yards (A.Colvin). P19
- 1-10-TEN 33 (2:01) M.Mariota pass incomplete short right to R.Richardson [A.Branch].
- PENALTY on TEN-H.Douglas, Illegal Shift, 5 yards, enforced at TEN 33 - No Play.

Two-Minute Warning

Tennessee Titans vs Jacksonville Jaguars at EverBank Field

1-15-TEN 28	(1:56) (Shotgun) M.Mariota pass short middle to D.Walker to TEN 36 for 8 yards (P.Posluszny).	
2-7-TEN 36	(1:35) (Shotgun) M.Mariota pass short left to D.Green-Beckham to TEN 49 for 13 yards (D.McCray).	P20
<u>1-10-TEN 49</u>	(1:10) (Shotgun) M.Mariota pass incomplete deep right to R.Richardson.	
2-10-TEN 49	(1:05) (Shotgun) M.Mariota pass short middle to A.Andrews to JAX 48 for 3 yards (T.Smith).	
3-7-JAX 48	(:41) (No Huddle, Shotgun) M.Mariota pass short middle to D.Walker to JAX 40 for 8 yards (T.Smith).	P21
<u>1-10-JAX 40</u>	(:28) M.Mariota spiked the ball to stop the clock.	
2-10-JAX 40	(:28) (Shotgun) M.Mariota pass incomplete deep left to H.Douglas (A.Colvin).	
3-10-JAX 40	(:22) (Shotgun) M.Mariota pass deep middle to D.Green-Beckham to JAX 23 for 17 yards (D.McCray).	P22
<u>1-10-JAX 23</u>	(:05) M.Mariota spiked the ball to stop the clock.	
	Timeout #1 by JAX at 00:05.	
2-10-JAX 23	(:05) (Shotgun) M.Mariota sacked at JAX 25 for -2 yards (A.Branch).	

END OF QUARTER

	Score	Time Poss	First Downs				Efficiencies	
			R	P	X	T	3 Down	4 Down
Tennessee Titans	13	10:09	0	4	1	5	2/5	0/0
Jacksonville Jaguars	19	4:51	0	3	0	3	0/2	0/0

Final Defensive Statistics

Tennessee Titans	Regular Defensive Plays												Special Teams					Misc			
	TKL	AST	COMB	SK	/ YDS	TFL	Q	IN	PD	FF	FR		TKL	AST	FF	FR	BL	TKL	AST	FF	FR
C.Sensabaugh	6	0	6	0	0	0	0	0	1	0	0		0	0	0	0	0	0	0	0	0
W.Woodyard	4	2	6	1	6	1	1	0	0	0	0		0	0	0	0	0	0	0	0	0
A.Williamson	3	2	5	1	5	1	1	0	0	0	0		0	0	0	0	0	0	0	0	0
M.Griffin	3	2	5	0	0	0	0	0	0	0	0		0	0	0	0	0	0	0	0	0
S.Hill	3	1	4	0	0	0	0	0	0	0	0		0	0	0	0	0	0	0	0	0
D.Bass	3	0	3	0	0	0	1	0	0	0	1		0	0	0	0	0	0	0	0	0
D.Searcy	3	0	3	0	0	0	0	0	0	0	0		0	0	0	0	0	0	0	0	0
P.Cox	3	0	3	0	0	0	0	0	0	0	0		0	0	0	0	0	0	0	0	0
B.Orakpo	2	0	2	1	9	1	1	0	1	1	0		0	0	0	0	0	0	0	0	0
Z.Brown	2	0	2	0	0	0	0	1	1	0	0		0	0	0	0	0	0	0	0	0
C.Riggs	2	0	2	0	0	0	0	0	0	0	0		0	0	0	0	0	0	0	0	0
D.Jones	1	1	2	0	0	0	0	0	0	0	0		0	0	0	0	0	0	0	0	0
J.Casey	1	0	1	1	4	1	1	0	0	0	0		0	0	0	0	0	0	0	0	0
D.Stafford	1	0	1	0	0	0	0	0	0	0	0		1	0	0	0	0	0	0	0	0
R.Pitoitua	1	0	1	0	0	0	0	0	0	0	0		0	0	0	0	0	0	0	0	0
A.Blackson	1	0	1	0	0	0	0	0	0	0	0		0	0	0	0	0	0	0	0	0
K.Klug	1	0	1	0	0	0	0	0	0	0	0		0	0	0	0	0	0	0	0	0
D.Morgan	0	0	0	0	0	0	1	0	0	0	0		0	0	0	0	0	0	0	0	0
P.Supernaw	0	0	0	0	0	0	0	0	0	0	0		0	0	0	0	0	1	0	0	0
Total	40	8	48	4	24	4	6	1	3	1	1		1	0	0	0	0	1	0	0	0

TKL = Tackle AST = Assist COMB = Combined QH=QB Hit IN = Interception PD = Pass Defense FF = Forced Fumble FR = Fumble Recovery

Jacksonville Jaguars	Regular Defensive Plays												Special Teams					Misc			
	TKL	AST	COMB	SK	/ YDS	TFL	QH	IN	PD	FF	FR		TKL	AST	FF	FR	BL	TKL	AST	FF	FR
T.Smith	8	1	9	0	0	1	0	0	0	0	0		0	0	0	0	0	0	0	0	0
A.Colvin	7	0	7	1	7	1	1	0	3	0	0		0	0	0	0	0	0	0	0	0
P.Posluszny	7	0	7	0	0	0	0	0	0	0	0		0	0	0	0	0	0	0	0	0
J.Cyprien	7	0	7	0	0	0	0	0	0	0	0		0	0	0	0	0	0	0	0	0
J.Odrick	4	0	4	1	9	2	1	0	0	0	0		0	0	0	0	0	0	0	0	0
D.House	3	0	3	0	0	0	0	0	1	1	1		0	0	0	0	0	0	0	0	0
R.Miller	2	0	2	0	0	1	0	0	1	0	0		0	0	0	0	0	0	0	0	0
T.Armbrister	2	0	2	0	0	0	0	0	0	0	0		0	0	0	0	0	0	0	0	0
D.McCray	2	0	2	0	0	0	0	0	0	0	0		0	0	0	0	0	0	0	0	0
A.Branch	1	1	2	1	2	1	1	0	0	0	0		0	0	0	0	0	0	0	0	0
R.Davis	1	0	1	1	1	1	1	0	0	0	0		0	0	0	0	0	0	0	0	0
D.Skuta	1	0	1	0	0	0	0	0	0	0	0		0	0	0	0	0	0	0	0	0
A.Jones	1	0	1	0	0	0	0	0	0	0	0		0	0	0	0	0	0	0	0	0
T.Alualu	1	0	1	0	0	1	0	0	0	0	0		0	0	0	0	0	0	0	0	0
H.Pullard	0	0	0	0	0	0	0	0	0	0	0		2	0	0	0	0	0	0	0	0
D.Robinson	0	0	0	0	0	0	0	0	0	0	0		1	0	0	0	0	0	0	0	0
P.Thompson	0	0	0	0	0	0	0	0	0	0	0		1	0	0	0	0	0	0	0	0
T.Yeldon	0	0	0	0	0	0	0	0	0	0	0		0	0	0	0	0	1	0	0	0
Total	47	2	49	4	19	8	4	0	5	1	1		4	0	0	0	0	1	0	0	0

Ball Possession And Drive Chart

Tennessee Titans

#	Time Recd	Time Lost	Time Poss	How Ball Obtained	Drive Began	# Play	Yds Gain	Yds Pen	Net Yds	1st Down	Last Scrm	How Given Up
1	15:00	9:06	5:54	Kickoff	TEN 20	10	51	0	51	3	JAX 29	Field Goal
2	8:00	5:21	2:39	Punt	TEN 28	4	13	0	13	1	TEN 41	Punt
3	14:50	10:58	3:52	Kickoff	TEN 20	9	43	5	48	3	JAX 32	Field Goal
4	8:26	7:32	0:54	Fumble	TEN 45	3	1	0	1	0	TEN 46	Punt
5	3:01	1:26	1:35	Punt	TEN 6	3	-3	4	1	0	TEN 7	Punt
6	0:31	0:00	0:31	Kickoff	TEN 20	4	42	5	47	3	50	End of Half
7	8:10	5:22	2:48	Kickoff	TEN 19	5	33	48	81	4	JAX 23	Touchdown
8	3:13	12:58	5:15	Punt	TEN 8	10	57	0	57	3	JAX 35	Missed FG
9	10:49	7:28	3:21	Interception	TEN 12	5	2	5	7	1	TEN 19	Punt
10	5:50	3:34	2:16	Punt	TEN 15	3	9	0	9	0	TEN 24	Punt
11	3:30	3:19	0:11	Kickoff	TEN 20	1	8	0	8	0	TEN 20	Fumble
12	2:19	0:00	2:19	Kickoff	TEN 20	11	60	-5	55	4	JAX 23	End of Game

(233) Average TEN 19

Jacksonville Jaguars

#	Time Recd	Time Lost	Time Poss	How Ball Obtained	Drive Began	# Play	Yds Gain	Yds Pen	Net Yds	1st Down	Last Scrm	How Given Up
1	9:06	8:00	1:06	Kickoff	JAX 20	3	6	0	6	0	JAX 26	Punt
2	5:21	14:50	5:31	Punt	JAX 14	11	73	0	73	3	* TEN 13	Field Goal
3	10:58	8:26	2:32	Kickoff	JAX 20	5	20	15	35	2	TEN 41	Fumble
4	7:32	3:01	4:31	Punt	JAX 30	8	39	-10	29	3	TEN 41	Punt
5	1:26	0:31	0:55	Punt	50	5	36	0	36	1	* TEN 14	Field Goal
6	15:00	8:10	6:50	Kickoff	JAX 20	13	73	5	78	5	* TEN 2	Field Goal
7	5:22	3:13	2:09	Kickoff	JAX 20	5	17	0	17	1	JAX 37	Punt
8	12:58	10:49	2:09	Missed FG	JAX 43	4	34	0	34	2	TEN 23	Interception
9	7:28	5:50	1:38	Punt	JAX 39	3	-4	0	-4	0	JAX 35	Punt
10	3:34	3:30	0:04	Punt	TEN 5	1	5	0	5	1	* TEN 5	Touchdown
11	3:19	2:19	1:00	Fumble	TEN 28	4	9	0	9	0	* TEN 19	Field Goal

(423) Average JAX 38

* inside opponent's 20

Time of Possession by Quarter		1st	2nd	3rd	4th	OT	Total
Visitor	Tennessee Titans	8:33	6:52	6:01	10:09		31:35
Home	Jacksonville Jaguars	6:27	8:08	8:59	4:51		28:25
Kickoff Drive No.-Start Average		Titans: 6 - TEN 20		Jaguars: 4 - JAX 20			

Miscellaneous Statistics Report

Tennessee Titans vs Jacksonville Jaguars

11/19/2015 at EverBank Field

Ten Longest Plays for Tennessee Titans

Yards	Qtr	Play Start	Play Description
29	2	1-10-TEN 20	(14:50) M.Mariota pass deep middle to D.Walker pushed ob at TEN 49 for 29 yards (J.Cyprien).
26	3	1-10-TEN 31	(:23) A.Andrews up the middle to JAX 43 for 26 yards (A.Colvin).
23	3	2-10-JAX 23	(5:32) (Shotgun) M.Mariota left end for 23 yards, TOUCHDOWN.
21	1	1-10-TEN 43	(11:53) M.Mariota pass short middle to D.Walker to JAX 36 for 21 yards (P.Posluszny).
17	2	2-1-TEN 29	(:26) (No Huddle, Shotgun) M.Mariota pass deep middle to D.Walker to TEN 46 for 17 yards (J.Cyprien).
17	2	2-11-50	(:06) (Shotgun) M.Mariota pass short middle to D.Walker to JAX 33 for 17 yards (T.Smith).
17	4	3-10-JAX 40	(:22) (Shotgun) M.Mariota pass deep middle to D.Green-Beckham to JAX 23 for 17 yards (D.McCray).
13	4	1-10-TEN 20	(2:19) (Shotgun) M.Mariota pass short middle to A.Andrews to TEN 33 for 13 yards (A.Colvin).
13	4	2-7-TEN 36	(1:35) (Shotgun) M.Mariota pass short left to D.Green-Beckham to TEN 49 for 13 yards (D.McCray).
12	1	1-10-TEN 28	(8:00) A.Andrews up the middle to TEN 40 for 12 yards (D.House).

Ten Longest Plays for Jacksonville Jaguars

Yards	Qtr	Play Start	Play Description
38	2	1-10-50	(1:26) (Shotgun) B.Bortles pass deep right to A.Robinson to TEN 12 for 38 yards (C.Sensabaugh).
31	1	3-6-JAX 18	(4:08) (Shotgun) B.Bortles pass deep middle to B.Walters to JAX 49 for 31 yards (P.Cox).
28	4	2-14-JAX 49	(11:37) (Shotgun) B.Bortles pass deep left to A.Robinson to TEN 23 for 28 yards (M.Griffin).
20	3	1-20-JAX 40	(12:26) (Shotgun) B.Bortles pass deep middle to A.Robinson to TEN 40 for 20 yards (P.Cox).
17	2	1-10-JAX 33	(10:13) (Shotgun) B.Bortles pass short right to R.Greene to JAX 35 for 2 yards (C.Sensabaugh).
17	3	2-10-TEN 24	(10:04) B.Bortles pass deep left to A.Robinson ran ob at TEN 7 for 17 yards.
16	3	1-10-JAX 34	(13:09) T.Yeldon up the middle to JAX 35 for 1 yard (D.Searcy).
15	1	1-10-JAX 49	(3:31) T.Yeldon up the middle to TEN 36 for 15 yards (D.Searcy).
13	2	1-10-JAX 20	(10:58) B.Bortles scrambles left end to JAX 33 for 13 yards.
13	2	3-26-JAX 46	(3:50) (Shotgun) B.Bortles pass short left to T.Yeldon to TEN 41 for 13 yards (C.Riggs).

Touchdown Scoring Information

		Offense	Defense	Special Teams
VISITOR	Tennessee Titans	1	0	0
HOME	Jacksonville Jaguars	1	0	0

Player Scoring Information

Club	Player	TD	Rush TD	Rec TD	KO TD	Punt TD	Int TD	Fum TD	Misc TD	FG	XP	2Pt Rush	2Pt Rec	Sfty	Points
TEN	R.Succop	0	0	0	0	0	0	0	0	2	1	0	0	0	7
TEN	M.Mariota	0	1	0	0	0	0	0	0	0	0	0	0	0	6
JAX	J.Myers	0	0	0	0	0	0	0	0	4	1	0	0	0	13
JAX	J.Thomas	0	0	1	0	0	0	0	0	0	0	0	0	0	6

Possession Detail

	First Half		Second Half		Game	
	Visitor	Home	Visitor	Home	Visitor	Home
Largest Lead	3	0	4	6	4	6
Drives Leading	3	0	3	2	6	2
Time of Possession Leading	5:08	0:00	10:52	1:04	16:00	1:04
Largest Deficit	0	-3	-6	-4	-6	-4
Drives Trailing	0	5	3	3	3	8
Time of Possession Trailing	0:00	14:35	5:18	5:56	5:18	20:31
Times Score Tied Up		2		0		2
Lead Changes		2		3		5

Playtime Percentage

Percent of playtime per player on offense, defense and special teams

Tennessee Titans						Jacksonville Jaguars					
		Offense	Defense	Special Teams				Offense	Defense	Special Teams	
C Warmack	G	70 100%		4	14%	A Cann	G	60 100%		5	17%
B Bell	G	70 100%		4	14%	L Joeckel	T	60 100%		5	17%
H Douglas	WR	70 100%		2	7%	S Wisniewski	C	60 100%		5	17%
A Gallik	C	70 100%				J Parnell	T	60 100%		5	17%
M Mariota	QB	70 100%				Z Beadles	G	60 100%		5	17%
T Lewan	T	70 100%				B Bortles	QB	60 100%			
J Looney	C	70 100%				A Robinson	WR	59 98%			
D Green-Beckham	WR	59 84%				T Yeldon	RB	49 82%			
D Walker	TE	54 77%				J Thomas	TE	44 73%			
A Andrews	RB	49 70%		6	21%	A Hurns	WR	42 70%			
C Stevens	TE	27 39%		4	14%	M Lewis	TE	42 70%			
A Fasano	TE	26 37%				C Harbor	TE	22 37%		16	55%
R Richardson	WR	24 34%				B Walters	WR	16 27%		1	3%
D McCluster	RB	12 17%		6	21%	D Robinson	RB	11 18%		10	34%
P Supernaw	TE	11 16%		19	66%	M Lee	WR	9 15%			
J Fowler	FB	9 13%		19	66%	R Greene	WR	4 7%		5	17%
D Cobb	RB	9 13%				T Alualu	DT	2 3%	43 61%	8	28%
C Sensabaugh	CB		60 100%	10	34%	J Cyprien	SS		70 100%	6	21%
M Griffin	FS		60 100%	7	24%	D House	CB		70 100%	6	21%
A Williamson	LB		60 100%	5	17%	P Posluszny	LB		70 100%	4	14%
P Cox	CB		60 100%	2	7%	T Smith	LB		70 100%	4	14%
B Orakpo	LB		52 87%	2	7%	A Colvin	CB		70 100%		
J Casey	DT		49 82%	5	17%	J Odrick	DE		56 80%	4	14%
D Bass	LB		43 72%	14	48%	A Branch	DE		56 80%		
D Searcy	SS		42 70%	3	10%	C Clemons	DE		44 63%	4	14%
D Jones	DE		41 68%	9	31%	S Brown	FS		43 61%	20	69%
W Woodyard	LB		34 57%	11	38%	J Evans	SS		30 43%		
S Hill	NT		29 48%	5	17%	R Miller	DT		28 40%		
C Riggs	CB		25 42%	20	69%	R Davis	DE		26 37%	14	48%
D Stafford	SS		18 30%	22	76%	A Jones	DT		24 34%	13	45%
K Klug	DT		18 30%	11	38%	D Gratz	CB		20 29%	11	38%
A Blackson	DE		17 28%	11	38%	D Skuta	LB		19 27%	3	10%
D Morgan	LB		17 28%	1	3%	D McCray	CB		18 26%	24	83%
Z Brown	LB		15 25%			T Armbrister	LB		13 19%	16	55%
R Pitoitua	DE		10 17%			J Tripp	LB			24	83%
J Staples	LB		8 13%	23	79%	N Sterling	WR			20	69%
M Huff	FS		2 3%	24	83%	P Thompson	CB			16	55%
S Johnson	LB			20	69%	J Myers	K			11	38%
B Brinkley	LS			10	34%	H Pullard	LB			11	38%
B Kern	P			10	34%	C Loston	SS			10	34%
B Webb	CB			8	28%	B Anger	P			9	31%
R Succop	K			8	28%	C Tinker	LS			9	31%
T McBride	WR			6	21%	T Shatley	G			6	21%
J Poutasi	T			4	14%	S Young	T			5	17%
J Meredith	T			4	14%	T Gerhart	RB			4	14%

2015 TENNESSEE TITANS REGULAR SEASON STATISTICS

Won 2, Lost 8

Date	W-L	Score	OT	Opponent	Attendance
09/13	W	42-14		at Tampa Bay	63,945
09/20	L	14-28		at Cleveland	67,431
09/27	L	33-35		Indianapolis	65,920
10/11	L	13-14		Buffalo	65,670
10/18	L	10-38		Miami	62,342
10/25	L	7-10		Atlanta	63,329
11/01	L	6-20		at Houston	71,630
11/08	W	34-28	OT	at New Orleans	73,075
11/15	L	10-27		Carolina	63,591
11/19	L	13-19		at Jacksonville	60,121
11/29				Oakland	
12/06				Jacksonville	
12/13				at New York Jets	
12/20				at New England	
12/27				Houston	
01/03				at Indianapolis	

Statistic	Tenn.	Opp.
Total First Downs	196	195
Rushing	46	64
Passing	127	111
Penalty	23	20
3rd Down: Made/Att	39/120	46/123
3rd Down Pct.	32.5	37.4
4th Down: Made/Att	4/7	3/9
4th Down Pct.	57.1	33.3
Possession Avg.	30:42	29:18
Total Net Yards	3210	3243
Avg. Per Game	321.0	324.3
Total Plays	612	602
Avg. Per Play	5.2	5.4
Net Yards Rushing	981	1101
Avg. Per Game	98.1	110.1
Total Rushes	246	277
Net Yards Passing	2229	2142
Avg. Per Game	222.9	214.2
Sacked/Yards Lost	33/218	31/211
Gross Yards	2447	2353
Att./Completions	333/218	294/190
Completion Pct.	65.5	64.6
Had Intercepted	9	10
Punts/Average	53/46.5	49/48.8
Net Punting Avg.	53/38.3	49/43.4
Penalties/Yards	69/564	77/713
Fumbles/Ball Lost	17/11	10/3
Touchdowns	21	29
Rushing	6	9
Passing	14	17
Returns	1	3

Score By Periods	Q1	Q2	Q3	Q4	OT	PTS
Team	47	47	58	24	6	182
Opponents	52	61	34	86	0	233

Scoring	TD	Rush	Rec	Ret	K-PAT	FG	S	PTS
Succop	0	0	0	0	18/18	12/14	0	54
Walker	3	0	3	0			0	20
Wright	3	0	3	0			0	18
Andrews	2	2	0	0			0	12
Fasano	2	0	2	0			0	12
Green-Beckham	2	0	2	0			0	12
McCluster	2	1	1	0			0	12
Sankey	2	1	1	0			0	12
Douglas	1	0	1	0			0	6
Fowler	1	1	0	0			0	6
Hunter	1	0	1	0			0	6
Mariota	1	1	0	0			0	6
Sensabaugh	1	0	0	1			0	6
Team	21	6	14	1	18/18	12/14	0	182
Opponents	29	9	17	3	29/29	10/12	0	233

2-Pt Conv: Walker, TM 1-2, OP

Rushing	No.	Yds	Avg	Long	TD
Andrews	99	376	3.8	38	2
McCluster	51	235	4.6	44	1
Sankey	41	166	4.0	16	1
Mariota	21	130	6.2	23t	1
West TM	16	51	3.2	12	0
Wright	3	21	7.0	13	0
Fowler	5	12	2.4	3	1
Mettenberger	5	-1	-2	4	0
Cobb	4	-3	-8	2	0
Douglas	1	-6	-6.0	-6	0
Team	246	981	4.0	44	6
Opponents	277	1101	4.0	26	9

Receiving	No.	Yds	Avg	Long	TD
Walker	53	617	11.6	61t	3
Wright	28	343	12.3	52t	3
McCluster	27	222	8.2	35	1
Hunter	22	264	12.0	29	1
Fasano	19	225	11.8	33	2
Douglas	19	196	10.3	30	1
Green-Beckham	15	221	14.7	32	2
Andrews	11	116	10.5	23	0
Sankey	8	73	9.1	20	1
Stevens	7	77	11.0	27	0
Coffman	4	42	10.5	16	0
Fowler	3	35	11.7	19	0
Supernaw	2	16	8.0	8	0
Team	218	2447	11.2	61t	14
Opponents	190	2353	12.4	60t	17

Interceptions	No.	Yds	Avg	Long	TD
Brown	2	45	22.5	45	0
Sensabaugh	2	42	21.0	26t	1
Griffin	1	29	29.0	29	0
Cox	1	27	27.0	27	0
Bass	1	8	8.0	8	0
Mount	1	8	8.0	8	0
Webb	1	0	0.0	0	0
Williamson	1	0	0.0	0	0
Team	10	159	15.9	45	1
Opponents	9	168	18.7	69t	2

Punting	No.	Yds	Avg	Net	TB	In	Lg	B
Kern	53	2467	46.5	38.3	1	21	61	0
Team	53	2467	46.5	38.3	1	21	61	0
Opponents	49	2389	48.8	43.4	2	16	65	0

Punt Returns	Ret	FC	Yds	Avg	Long	TD
McCluster	23	15	215	9.3	37	0
Douglas	2	0	9	4.5	9	0
Team	25	15	224	9.0	37	0
Opponents	25	15	415	16.6	78t	1

Kickoff Returns	No.	Yds	Avg	Long	TD
McCluster	13	285	21.9	32	0
Sankey	9	192	21.3	34	0
Team	22	477	21.7	34	0
Opponents	13	344	26.5	35	0

Field Goals	1-19	20-29	30-39	40-49	50+
Succop	0/0	3/3	3/3	5/5	1/3
Team	0/0	3/3	3/3	5/5	1/3
Opponents	1/1	3/3	5/5	1/3	0/0

Succop: () () (38G,21G) (21G,41G) (37G) () (35G,44G) (51G,29G,55N) (45G) (47G,49G,53N)

OPP: () () () (30G) (27G,47N) (38G,24G) (46B) (48G,19G) (31G,32G,20G,36G)

Sacks: Orakpo 7, Casey 5, Woodyard 5, Morgan 4.5, Williamson 2.5, Blackson 2, Klug 2, Griffin 1, Stafford 1, Bass 0.5, Brown 0.5, **TM 31, OPP 33**

FUM/Lost: Mariota 7/4, McCluster 2/2, Mettenberger 2/1, Sankey 2/1, West (TM) 2/2, Gallik 1/0, Supernaw 1/1

Passing	Att	Cmp	Yds	Cmp%	Yds/Att	TD	TD%	Int	Int%	Long	Sack/Lost	Rating
Mariota	259	169	2026	65.3	7.82	13	5.0	6	2.3	61t	24/155	96.1
Mettenberger	74	49	421	66.2	5.69	1	1.4	3	4.1	23	9/63	68.6
Team	333	218	2447	65.5	7.35	14	4.2	9	2.7	61t	33/218	90.0
Opponents	294	190	2353	64.6	8.00	17	5.8	10	3.4	60t	31/211	94.4

TITANS LOSE LATE LEAD, SUFFER ANOTHER CLOSE LOSS

BY JIM WYATT
TITANS ONLINE
NOVEMBER 30, 2015

NASHVILLE, Tenn. — The Titans have suffered one gut-wrenching loss after another this season, but Sunday's finish against the Raiders topped them all on the pain meter.

"It was a heartbreaker," receiver Kendall Wright said. "Yeah, this one hurts a lot."

The Titans lost 24-21 to the Raiders by allowing a touchdown pass from quarterback Derek Carr to receiver Seth Roberts with 1:21 left.

It came just a few minutes after the Titans had taken the lead on a Marcus Mariota touchdown pass, and just seconds after the Titans thought they'd gotten a fourth down stop, only to realize they'd been called for a penalty.

"I never thought we'd won the game," tackle Byron Bell said. "The game is not over until it's over, until the clock runs out. But I thought we were going to win it. It's hard. It's tough, man."

Heading into Sunday's game, the Titans had lost four games by six points or less, including losses by one (Bills, 14-13), two (Colts, 35-33), three (Falcons, 10-7) and six points (Jaguars, 19-13).

The Titans dropped to 2-9 on Sunday when the Raiders rallied for the three-point win before a rain-drenched crowd at Nissan Stadium.

Titans linebacker Wesley Woodyard said he's sickened by the fact the team can't get over the hump. He also feels bad for interim coach Mike Mularkey.

"Every week it is the same story -- we lose the game in the last three minutes," Woodyard said. "We have to find a way to pull it out. I feel bad for coach Mularkey, that we

can't reward him by winning. He has been a great coach, having us fight every week, but we can't reward him because we can't finish at the end.

"We have to find a way to come together as a complete team and win. We have to be able to find a way. ... It is going to click one day, but it hasn't clicked (yet)."

The Raiders scored with just 1:21 left to reclaim the lead after it appeared the Titans had gotten a fourth down stop. But cornerback B.W. Webb was called for defensive holding away from where Carr's pass was thrown. It was a penalty neither Webb nor Mularkey agreed with.

"Personally, I thought it was a terrible call," Webb said.

The Titans took the lead 21-17 on a one-yard touchdown pass from Mariota to fullback Jalston Fowler with 4:41 left.

"It's very frustrating. I mean, you know we have found ways to lose," Mularkey said. "We thought we finally found a way to win, to come back, put the drive together, put the ball in our defense's hands. They do, they hold up. We should get the ball back. We felt like we had overcome something we haven't and ... the one call is the call. It changes the game, changes the outcome of the game. It's frustrating, very frustrating."

Mariota completed 17-of-37 passes for 218 yards and three touchdowns in the game, but he threw two interceptions, including one that ended it in the game's final minute. Wright took the blame for the final interception after the game, indicating he'd been knocked off his route.

But it was a day when the Titans, despite their resilience, failed on many other opportunities to take control of the game.

Mariota was sacked to take the offense out of field goal range early, and he also threw another

interception early to kill a drive. On defense, the Titans allowed Carr to throw for 330 yards and three touchdowns. The Titans failed to make some plays on Oakland receivers when they had defenders around the football.

"We had another opportunity to win a game and we fell short today," Mariota said. "I don't think there's a problem that can't be solved. It's just finding ways, obviously to score more points, out our defense in better situations. Those things kind of lie on me."

The Titans jumped out to a 6-0 lead in the first quarter on a 20-yard touchdown pass from Mariota to tight end Craig Stevens, whose juggling catch capped off a 5-play, 88-yard drive. Stevens managed to haul in the pass while being defended by a pair of Raiders near the goal line. The extra point was blocked, however.

The Raiders took a 10-6 lead by halftime, however, as Carr hit receiver Michael Crabtree with a seven-yard touchdown pass, and then added three more points on a 24-yard field goal by kicker Sebastian Janikowski.

The Raiders stretched the lead to 17-6 on their first possession of the second half on a 10-yard touchdown pass from Carr to Roberts, who escaped a tackle from cornerback Perrish Cox and made his way into the end zone.

The Titans battled back in the third quarter.

Mariota connected with receiver Harry Douglas on a 13-yard touchdown pass, and then found receiver Dorial Green-Beckham open on the two-point conversion to make it 17-14.

Then came the dramatic ending.

Bell said everyone needs to keep the faith. On a dreary day, he vowed brighter days are ahead.

"Everything in life is a process, and this is a process we have to go

through. Everything is going to come out beautiful,” Bell said. “A butterfly don’t just happen. It has to go through a process and has to get in a cocoon and then come out beautiful.

“That’s the way anything happens in life. You don’t get born and then become an adult. When you fail a test in college, you have to go back to the drawing board and learn from the mistakes and figure out why you failed. We have to figure it out, but eventually it’s going to be beautiful. Nashville is going to one day be a city where people come to and say, “Damn, we don’t want to play the (expletive) Titans. But we have to get the process rolling.”

#

Week 12

National Football League Game Summary

NFL Copyright © 2015 by The National Football League. All rights reserved. This summary and play-by-play is for the express purpose of assisting media in their coverage of the game; any other use of this material is prohibited without the written permission of the National Football League. Updated: 12/4/2015

Date: Sunday, 11/29/2015 Oakland Raiders at Tennessee Titans Start Time: 12:02 PM Central
at Nissan Stadium, Nashville, TN

Game Day Weather

Game Weather: Rain Temp: 56° F (13.3° C) Humidity: 100%, Wind: NE 4 mph
Played Outdoors on Turf: Grass Outdoor Weather: Rain, Wind Chill: 56

Officials

Referee: Triplette, Jeff (42) Umpire: Smith, Shawn (14) Head Linesman: Veteri, Tony (36)
Line Judge: Bergman, Jeff (32) Side Judge: Kemp, Alex (55) Field Judge: Prioleau, Dyrol (109)
Back Judge: Freeman, Steve (133) Replay Official: Weidner, Paul ()

Lineups

Oakland Raiders				Tennessee Titans			
Offense		Defense		Offense		Defense	
WR	15 M.Crabtree	DE	96 D.Autry	WR	83 H.Douglas	DE	90 D.Jones
LT	72 D.Penn	DT	90 D.Williams	TE	82 D.Walker	NT	94 S.Hill
LG	66 G.Jackson	NT	78 J.Ellis	LT	77 T.Lewan	DT	99 J.Casey
C	70 T.Bergstrom	DE	97 M.Edwards	LG	60 Q.Spain	OLB	51 D.Bass
RG	76 J.Webb	OLB	52 K.Mack	C	69 A.Gallik	ILB	59 W.Woodyard
RT	77 A.Howard	MLB	50 C.Lofton	RG	70 C.Warmack	ILB	54 A.Williamson
TE	86 L.Smith	OLB	53 M.Smith	RT	76 B.Bell	OLB	98 B.Orakpo
WR	89 A.Cooper	CB	29 D.Amerson	TE	80 A.Fasano	CB	29 P.Cox
QB	4 D.Carr	CB	38 T.Carrie	TE	88 C.Stevens	CB	25 B.Wreh-Wilson
RB	28 L.Murray	S	24 C.Woodson	QB	8 M.Mariota	FS	33 M.Griffin
WR	10 S.Roberts	S	20 N.Allen	RB	26 A.Andrews	CB	24 C.Sensabaugh

Substitutions

P 7 M.King, K 11 S.Janikowski, WR 13 J.Ross, QB 14 M.McGloin, WR 18 A.Holmes, CB 21 D.McDonald, CB 25 D.Hayden, RB 26 R.Helu, S 27 T.Mays, CB 31 N.Thorpe, S 42 L.Asante, FB 45 M.Reece, FB/RB 49 J.Olawale, LB 51 B.Heeney, LB 54 K.Toomer, LB 56 L.Alexander, LS 59 J.Condo, G/C 68 J.Feliciano, T/G 73 M.McCants, DE 75 S.Harris, TE 81 M.Rivera, TE 88 C.Walford, DT 92 S.McGee, DE 95 B.Mayowa

Substitutions

K 4 R.Succop, P 6 B.Kern, WR 13 K.Wright, WR 16 T.McBride, WR 17 D.Green-Beckham, RB 20 B.Sankey, S 21 D.Searcy, RB 23 D.Cobb, DB 28 M.Huff, DB 38 B.Webb, S 39 D.Stafford, LB 40 Y.Cudjoe-Virgil, FB 45 J.Fowler, LS 48 B.Brinkley, LB 52 S.Johnson, LB 55 Z.Brown, DE 57 J.Staples, T/G 79 J.Meredith, TE 89 P.Supernaw, DE 92 R.Pitoitua, DE 95 A.Blackson, DL 97 K.Klug

Did Not Play

Did Not Play

QB 7 Z.Mettenberger, C 78 J.Looney

Not Active

Not Active

RB 22 T.Jones, CB 39 K.McGill, LB 58 N.Ball, C 61 R.Hudson, T/G 69 K.Barnes, WR 80 R.Streater, TE 82 G.Holmes RB 22 D.McCluster, CB 37 C.Riggs, T 73 J.Poutasi, WR 86 A.Turzilli, OLB 91 D.Morgan, DL 93 M.Martin, DL 96 A.Woods

Field Goals (made () & missed)

S.Janikowski		(24)						
				1	2	3	4	OT
VISITOR:	Oakland Raiders			7	3	7	7	0
HOME:	Tennessee Titans			6	0	8	7	0

Scoring Plays

Team	Qtr	Time	Play Description (Extra Point) (Drive Info)	Visitor	Home
Titans	1	5:53	C.Stevens 20 yd. pass from M.Mariota (kick blocked) (5-88, 2:30)	0	6
Raiders	1	1:34	M.Crabtree 7 yd. pass from D.Carr (S.Janikowski kick) (7-77, 4:19)	7	6
Raiders	2	1:01	S.Janikowski 24 yd. Field Goal (16-90, 8:10)	10	6
Raiders	3	10:45	S.Roberts 10 yd. pass from D.Carr (S.Janikowski kick) (8-69, 4:15)	17	6
Titans	3	6:22	H.Douglas 13 yd. pass from M.Mariota (M.Mariota-D.Green-Beckham pass) (9-80, 4:23)	17	14
Titans	4	4:41	J.Fowler 1 yd. pass from M.Mariota (R.Succop kick) (9-42, 4:13)	17	21
Raiders	4	1:21	S.Roberts 12 yd. pass from D.Carr (S.Janikowski kick) (9-90, 3:20)	24	21

Paid Attendance: 58,075

Time: 3:08

Final Team Statistics

	Visitor Raiders	Home Titans
TOTAL FIRST DOWNS	22	19
By Rushing	6	3
By Passing	15	10
By Penalty	1	6
THIRD DOWN EFFICIENCY	8-15-53%	3-12-25%
FOURTH DOWN EFFICIENCY	0-1-0%	0-1-0%
TOTAL NET YARDS	407	249
Total Offensive Plays (inc. times thrown passing)	69	57
Average gain per offensive play	5.9	4.4
NET YARDS RUSHING	84	44
Total Rushing Plays	30	18
Average gain per rushing play	2.8	2.4
Tackles for a loss-number and yards	4-7	2-5
NET YARDS PASSING	323	205
Times thrown - yards lost attempting to pass	1-7	2-13
Gross yards passing	330	218
PASS ATTEMPTS-COMPLETIONS-HAD INTERCEPTED	38-24-0	37-17-2
Avg gain per pass play (inc.# thrown passing)	8.3	5.3
KICKOFFS Number-In End Zone-Touchbacks	5-5-4	4-2-0
PUNTS Number and Average	4-42.3	6-47.8
Had Blocked	0	0
FGs - PATs Had Blocked	0-0	0-1
Net Punting Average	41.0	39.7
TOTAL RETURN YARDAGE (Not Including Kickoffs)	56	5
No. and Yards Punt Returns	4-49	1-5
No. and Yards Kickoff Returns	4-91	1-31
No. and Yards Interception Returns	2-7	0-0
PENALTIES Number and Yards	11-94	4-25
FUMBLES Number and Lost	3-2	0-0
TOUCHDOWNS	3	3
Rushing	0	0
Passing	3	3
EXTRA POINTS Made-Attempts	3-3	2-3
Kicking Made-Attempts	3-3	1-2
Passing Made-Attempts	0-0	1-1
FIELD GOALS Made-Attempts	1-1	0-0
RED ZONE EFFICIENCY	3-4-75%	2-3-67%
GOAL TO GO EFFICIENCY	1-2-50%	1-1-100%
SAFETIES	0	0
FINAL SCORE	24	21
TIME OF POSSESSION	34:55	25:05

Final Individual Statistics

Oakland Raiders

RUSHING	ATT	YDS	AVG	LG	TD
L.Murray	22	59	2.7	8	0
J.Olawale	2	17	8.5	10	0
D.Carr	4	5	1.3	5	0
R.Helu	2	3	1.5	2	0
Total	30	84	2.8	10	0

PASSING	ATT	CMP	YDS	SK/YD	TD	LG	IN	RT
D.Carr	37	24	330	1/7	3	41	0	120.3
M.McGloin	1	0	0	0/0	0	0	0	39.6
Total	38	24	330	1/7	3	41	0	117.2

PASS RECEIVING	TAR	REC	YDS	AVG	LG	TD
A.Cooper	12	7	115	16.4	41	0
S.Roberts	7	6	113	18.8	38	2
M.Crabtree	8	4	19	4.8	7	1
M.Rivera	2	2	28	14.0	19	0
L.Murray	3	1	23	23.0	23	0
C.Walford	2	1	14	14.0	14	0
A.Holmes	1	1	9	9.0	9	0
M.Reece	1	1	7	7.0	7	0
L.Smith	1	1	2	2.0	2	0
J.Olawale	1	0	0	0.0	0	0
D.Carr	0	0	0	0.0	0	0
Total	38	24	330	13.8	41	3

INTERCEPTIONS	NO	YDS	AVG	LG	TD
N.Allen	1	5	5.0	5	0
D.Amerson	1	2	2.0	2	0
Total	2	7	3.5	5	0

PUNTING	NO	YDS	AVG	NET	TB	IN20	LG
M.King	4	169	42.3	41.0	0	3	59
Total	4	169	42.3	41.0	0	3	59

PUNT RETURNS	NO	YDS	AVG	FC	LG	TD
J.Ross	4	49	12.3	1	20	0
[DOWNED]	1	0	0.0	0	0	0
Total	4	49	12.3	1	20	0

KICKOFF RETURNS	NO	YDS	AVG	FC	LG	TD
J.Ross	4	91	22.8	0	25	0
Total	4	91	22.8	0	25	0

Tennessee Titans

RUSHING	ATT	YDS	AVG	LG	TD
A.Andrews	11	32	2.9	11	0
D.Cobb	3	8	2.7	3	0
M.Mariota	1	7	7.0	7	0
J.Fowler	1	1	1.0	1	0
K.Wright	2	-4	-2.0	0	0
Total	18	44	2.4	11	0

PASSING	ATT	CMP	YDS	SK/YD	TD	LG	IN	RT
M.Mariota	37	17	218	2/13	3	36	2	69.4
Total	37	17	218	2/13	3	36	2	69.4

PASS RECEIVING	TAR	REC	YDS	AVG	LG	TD
D.Walker	8	6	91	15.2	36	0
H.Douglas	8	3	29	9.7	13	1
A.Fasano	2	2	22	11.0	17	0
K.Wright	7	2	19	9.5	12	0
D.Green-Beckham	5	1	22	22.0	22	0
C.Stevens	2	1	20	20.0	20	1
A.Andrews	2	1	14	14.0	14	0
J.Fowler	1	1	1	1.0	1	1
D.Cobb	1	0	0	0.0	0	0
Total	36	17	218	12.8	36	3

INTERCEPTIONS	NO	YDS	AVG	LG	TD
Total	0	0	0	0	0

PUNTING	NO	YDS	AVG	NET	TB	IN20	LG
B.Kern	6	287	47.8	39.7	0	1	60
Total	6	287	47.8	39.7	0	1	60

PUNT RETURNS	NO	YDS	AVG	FC	LG	TD
H.Douglas	1	5	5.0	1	5	0
[DOWNED]	2	0	0.0	0	0	0
Total	1	5	5.0	1	5	0

KICKOFF RETURNS	NO	YDS	AVG	FC	LG	TD
T.McBride	1	31	31.0	0	31	0
[TOUCHBACK]	4	0	0.0	0	0	0
Total	1	31	31.0	0	31	0

Oakland Raiders

FUMBLES	FUM	LOST	OWN-REC	YDS	TD	FORCED	OPP-REC	YDS	TD	OUT-BDS
D.Carr	2	1	1	-4	0	0	0	0	0	0
J.Ross	1	1	0	0	0	0	0	0	0	0
Total	3	2	1	-4	0	0	0	0	0	0

Tennessee Titans

FUMBLES	FUM	LOST	OWN-REC	YDS	TD	FORCED	OPP-REC	YDS	TD	OUT-BDS
T.McBride	0	0	0	0	0	1	0	0	0	0
D.Jones	0	0	0	0	0	0	1	0	0	0
D.Stafford	0	0	0	0	0	0	1	0	0	0
Total	0	0	0	0	0	1	2	0	0	0

Play By Play

First Quarter

11/29/2015

OAK wins the coin toss and elects to defer. TEN elects to Receive, and OAK elects to defend the north goal.

S.Janikowski kicks 65 yards from OAK 35 to end zone, Touchback.

Tennessee Titans at 15:00

- 1-10-TEN 20 (15:00) M.Mariota pass incomplete short left to H.Douglas (D.Autry).
- 2-10-TEN 20 (14:54) A.Andrews right tackle to TEN 22 for 2 yards (D.Williams).
- 3-8-TEN 22 (14:14) (Shotgun) M.Mariota pass incomplete deep left to K.Wright.
- 4-8-TEN 22 (14:07) (Punt formation) B.Kern punts 60 yards to OAK 18, Center-B.Brinkley. J.Ross pushed ob at OAK 38 for 20 yards (M.Huff).

Oakland Raiders at 13:56

- 1-10-OAK 38 (13:56) (Shotgun) D.Carr pass short left to A.Cooper to OAK 45 for 7 yards (P.Cox).
- 2-3-OAK 45 (13:18) (Shotgun) D.Carr pass incomplete short left to A.Cooper [D.Jones]. OAK-D.Carr was injured during the play. His return is Questionable.
- 3-3-OAK 45 (13:13) (Shotgun) M.McGloin pass incomplete short middle to C.Walford (D.Stafford).
- 4-3-OAK 45 (13:07) (Punt formation) M.King punts 47 yards to TEN 8, Center-J.Condo, downed by OAK-N.Thorpe.

Tennessee Titans at 12:57

- 1-10-TEN 8 (12:57) A.Andrews right guard to TEN 11 for 3 yards (C.Lofton).
- 2-7-TEN 11 (12:18) (Shotgun) M.Mariota pass short right to A.Fasano to TEN 16 for 5 yards (D.Amerson).
- 3-2-TEN 16 (11:39) (Shotgun) M.Mariota pass incomplete short middle to K.Wright (T.Carrie).
- 4-2-TEN 16 (11:34) (Punt formation) B.Kern punts 58 yards to OAK 26, Center-B.Brinkley. J.Ross to OAK 39 for 13 yards (P.Supernaw).

Oakland Raiders at 11:19

- 1-10-OAK 39 (11:19) L.Murray left guard to OAK 44 for 5 yards (J.Casey).
- 2-5-OAK 44 (10:43) L.Murray left end to OAK 41 for -3 yards (B.Orakpo).
- 3-8-OAK 41 (10:05) (Shotgun) PENALTY on TEN-D.Bass, Neutral Zone Infraction, 5 yards, enforced at OAK 41 - No Play.
- 3-3-OAK 46 (9:48) (Shotgun) D.Carr pass short right to A.Holmes to TEN 45 for 9 yards (B.Wreh-Wilson).
- 1-10-TEN 45 (9:20) L.Murray left guard to TEN 44 for 1 yard (A.Williamson).
- 2-9-TEN 44 (8:42) (Shotgun) D.Carr pass incomplete short left to L.Murray.
- 3-9-TEN 44 (8:38) (Shotgun) D.Carr pass incomplete short middle to L.Murray.
- 4-9-TEN 44 (8:31) (Punt formation) M.King punts 32 yards to TEN 12, Center-J.Condo, fair catch by H.Douglas.

P1

Tennessee Titans at 8:23

- 1-10-TEN 12 (8:23) M.Mariota pass deep left to D.Walker pushed ob at TEN 48 for 36 yards (T.Carrie).
- 1-10-TEN 48 (7:51) M.Mariota pass short right to H.Douglas pushed ob at OAK 41 for 11 yards (T.Carrie).
- 1-10-OAK 41 (7:11) M.Mariota pass short left to D.Walker to OAK 35 for 6 yards (M.Smith).
- 2-4-OAK 35 (6:33) A.Andrews right tackle to OAK 35 for no gain (M.Smith).
- PENALTY on OAK-D.Williams, Unnecessary Roughness, 15 yards, enforced at OAK 35.
- 1-10-OAK 20 (5:58) (Shotgun) M.Mariota pass deep middle to C.Stevens for 20 yards, TOUCHDOWN.
- R.Succop extra point is Blocked (D.Autry), Center-B.Brinkley, Holder-B.Kern. DEFENSIVE TWO-POINT ATTEMPT. T.Carrie recovered the blocked kick. ATTEMPT FAILS.
- PENALTY on OAK-T.Carrie, Illegal Forward Pass, 0 yards, enforced between downs.

P1

P2

X3

P4

OAK 0 TEN 6, 5 plays, 88 yards, 1 penalty, 2:30 drive, 9:07 elapsed

R.Succop kicks 67 yards from TEN 35 to OAK -2. J.Ross to OAK 23 for 25 yards (P.Supernaw; S.Johnson).

Oakland Raiders at 5:53, (1st play from scrimmage 5:48)

- 1-10-OAK 23 (5:48) (Shotgun) D.Carr pass short right to A.Cooper ran ob at OAK 28 for 5 yards.
- 2-5-OAK 28 (5:16) (Shotgun) D.Carr pass deep middle to S.Roberts to TEN 34 for 38 yards (M.Griffin).
- 1-10-TEN 34 (4:34) (Shotgun) D.Carr sacked at TEN 41 for -7 yards (A.Williamson).
- 2-17-TEN 41 (3:48) (Shotgun) D.Carr pass short right to L.Murray to TEN 18 for 23 yards (B.Wreh-Wilson).
- 1-10-TEN 18 (3:06) L.Murray right guard to TEN 17 for 1 yard (D.Searcy).
- 2-9-TEN 17 (2:22) (Shotgun) J.Olawale left end to TEN 7 for 10 yards (B.Orakpo; M.Griffin).
- 1-7-TEN 7 (1:40) D.Carr pass short right to M.Crabtree for 7 yards, TOUCHDOWN.
- S.Janikowski extra point is GOOD, Center-J.Condo, Holder-M.King.

P2

P3

R4

P5

OAK 7 TEN 6, 7 plays, 77 yards, 4:19 drive, 13:26 elapsed

S.Janikowski kicks 65 yards from OAK 35 to end zone, Touchback.

Tennessee Titans at 1:34

- 1-10-TEN 20 (1:34) D.Cobb left end to TEN 23 for 3 yards (M.Smith).

Oakland Raiders vs Tennessee Titans at Nissan Stadium

2-7-TEN 23 (:52) (Shotgun) D.Cobb up the middle to TEN 26 for 3 yards (S.McGee).

3-4-TEN 26 (:09) (Shotgun) M.Mariota pass incomplete deep left to H.Douglas.

Penalty on TEN-Q.Spain, Offensive Holding, declined.

4-4-TEN 26 (:01) (Punt formation) B.Kern punts 35 yards to OAK 39, Center-B.Brinkley, downed by TEN-S.Johnson.

END OF QUARTER

	Score	Time Poss	First Downs				Efficiencies	
			R	P	X	T	3 Down	4 Down
Oakland Raiders	7	8:14	1	4	0	5	1/3	0/0
Tennessee Titans	6	6:46	0	3	1	4	0/3	0/0

Play By Play

Second Quarter

11/29/2015

Oakland Raiders continued.

Oakland Raiders at 15:00

1-10-OAK 39	(15:00) D.Carr pass deep right to A.Cooper ran ob at TEN 44 for 17 yards.	P6
<u>1-10-TEN 44</u>	(14:27) (Shotgun) D.Carr pass incomplete short right to M.Crabtree.	
2-10-TEN 44	(14:21) (Shotgun) L.Murray right guard to TEN 36 for 8 yards (M.Griffin).	
3-2-TEN 36	(13:39) (Shotgun) D.Carr pass incomplete short left to M.Crabtree (P.Cox).	
4-2-TEN 36	(13:35) (Shotgun) D.Carr FUMBLES (Aborted) at TEN 41, and recovers at TEN 44. D.Carr pass incomplete deep right to A.Cooper.	

Tennessee Titans at 13:28

1-10-TEN 36	(13:28) M.Mariota pass short middle to K.Wright to TEN 48 for 12 yards (S.McGee; M.Smith).	P5
<u>1-10-TEN 48</u>	(12:46) K.Wright left end to TEN 48 for no gain (M.Edwards).	
2-10-TEN 48	(12:10) (Shotgun) M.Mariota pass short right to D.Walker to OAK 47 for 5 yards (M.Smith).	
	Timeout #1 by TEN at 11:25.	
3-5-OAK 47	(11:25) (Shotgun) M.Mariota pass incomplete short right to H.Douglas (D.Amerson).	
4-5-OAK 47	(11:17) (Punt formation) B.Kern punts 35 yards to OAK 12, Center-B.Brinkley, fair catch by J.Ross.	
	PENALTY on OAK-K.Toomer, Roughing the Kicker, 15 yards, enforced at OAK 47 - No Play.	X6
<u>1-10-OAK 32</u>	(11:10) K.Wright left end to OAK 36 for -4 yards (M.Edwards).	
	Penalty on TEN-D.Walker, Offensive Holding, declined.	
	Penalty on TEN-Q.Spain, Offensive Holding, declined.	
2-14-OAK 36	(10:43) (Shotgun) M.Mariota pass short middle to H.Douglas to OAK 31 for 5 yards (M.Smith).	
3-9-OAK 31	(9:58) (Shotgun) M.Mariota sacked at OAK 37 for -6 yards (K.Mack).	
4-15-OAK 37	(9:19) (Punt formation) B.Kern punts 29 yards to OAK 8, Center-B.Brinkley, fair catch by J.Ross.	
	PENALTY on OAK-N.Thorpe, Offensive Holding, 4 yards, enforced at OAK 8.	

Oakland Raiders at 9:11

1-10-OAK 4	(9:11) L.Murray up the middle to OAK 6 for 2 yards (A.Blackson).	
2-8-OAK 6	(8:34) (Shotgun) D.Carr pass short right to M.Crabtree to OAK 10 for 4 yards (M.Griffin).	
3-4-OAK 10	(7:52) (Shotgun) D.Carr pass deep right to A.Cooper to OAK 40 for 30 yards (B.Wreh-Wilson).	P7
<u>1-10-OAK 40</u>	(7:10) L.Murray right tackle to OAK 43 for 3 yards (W.Woodyard; J.Casey).	
2-7-OAK 43	(6:33) D.Carr scrambles right end to OAK 48 for 5 yards (A.Williamson; M.Griffin).	
	Timeout #1 by OAK at 05:49.	
3-2-OAK 48	(5:49) (Shotgun) L.Murray right guard to TEN 46 for 6 yards (D.Bass).	R8
<u>1-10-TEN 46</u>	(5:09) L.Murray up the middle to TEN 47 for -1 yards (M.Griffin).	
2-11-TEN 47	(4:27) (Shotgun) D.Carr pass short right to C.Walford to TEN 33 for 14 yards (M.Griffin).	P9
<u>1-10-TEN 33</u>	(3:43) (Shotgun) D.Carr pass short left to A.Cooper to TEN 22 for 11 yards (P.Cox).	P10
<u>1-10-TEN 22</u>	(3:03) (Shotgun) L.Murray left tackle to TEN 21 for 1 yard (A.Williamson).	
2-9-TEN 21	(2:22) (Shotgun) D.Carr pass short middle to M.Crabtree to TEN 18 for 3 yards (D.Stafford).	
	Timeout #2 by TEN at 02:11.	
3-6-TEN 18	(2:11) (Shotgun) PENALTY on OAK-D.Carr, False Start, 4 yards, enforced at TEN 18 - No Play.	
3-10-TEN 22	(2:11) (Shotgun) D.Carr pass short middle to S.Roberts to TEN 5 for 17 yards (D.Stafford).	P11

Two-Minute Warning

<u>1-5-TEN 5</u>	(2:00) L.Murray right end to TEN 7 for -2 yards (S.Hill).	
	Timeout #3 by TEN at 01:55.	
2-7-TEN 7	(1:54) D.Carr pass incomplete short right to J.Olawale (D.Bass).	
3-7-TEN 7	(1:49) (Shotgun) D.Carr scrambles up the middle to TEN 6 for 1 yard (J.Casey; D.Stafford).	
4-6-TEN 6	(1:04) (Field Goal formation) S.Janikowski 24 yard field goal is GOOD, Center-J.Condo, Holder-M.King.	

OAK 10 TEN 6, 16 plays, 90 yards, 8:10 drive, 13:59 elapsed

S.Janikowski kicks 70 yards from OAK 35 to TEN -5. T.McBride to TEN 26 for 31 yards (T.Mays).

Tennessee Titans at 1:01, (1st play from scrimmage 0:55)

1-10-TEN 26	(:55) (Shotgun) M.Mariota pass deep right to D.Green-Beckham to TEN 48 for 22 yards (C.Woodson; M.Smith).	P7
<u>1-10-TEN 48</u>	(:33) (No Huddle, Shotgun) M.Mariota pass short right to D.Walker to OAK 43 for 9 yards (T.Mays).	
2-1-OAK 43	(:18) M.Mariota spiked the ball to stop the clock.	
3-1-OAK 43	(:17) (Shotgun) M.Mariota pass incomplete short middle to K.Wright.	

Oakland Raiders vs Tennessee Titans at Nissan Stadium

4-1-OAK 43	(:13) (Shotgun) M.Mariota pass incomplete short right to D.Walker (T.Mays).							
Oakland Raiders at 0:10								
1-10-OAK 44	(:10) (Shotgun) D.Carr pass short middle to M.Rivera to TEN 47 for 9 yards (C.Sensabaugh).							
Timeout #2 by OAK at 00:02.								
2-1-TEN 47	(:02) (Shotgun) D.Carr pass short left to S.Roberts to TEN 42 for 5 yards. Pass back to A.Cooper to OAK 46 for -12 yards. Lateral to D.Carr to OAK 46 for no gain.							
END OF QUARTER			Time	First Downs			Efficiencies	
	Score	Poss	R	P	X	T	3 Down	4 Down
Oakland Raiders	10	9:52	1	5	0	6	3/5	0/1
Tennessee Titans	6	5:08	0	2	1	3	0/3	0/1

11/29/2015 at Nissan Stadium

First Half Summary

TIME OF POSSESSION

Raiders	18:06
Titans	11:54

- Scoring Plays

Team	Qtr	Time	Play Description (Extra Point)	(Drive Info)	Visitor	Home
Titans	1	5:53	C.Stevens 20 yd. pass from M.Mariota (kick blocked)	(5-88, 2:30)	0	6
Raiders	1	1:34	M.Crabtree 7 yd. pass from D.Carr (S.Janikowski kick)	(7-77, 4:19)	7	6
Raiders	2	1:01	S.Janikowski 24 yd. Field Goal	(16-90, 8:10)	10	6

	Oakland Raiders	Tennessee Titans
TOTAL FIRST DOWNS	11	7
First Downs Rushing-Passing-by Penalty	2 - 9 - 0	0 - 5 - 2
THIRD DOWN EFFICIENCY	4-8-50%	0-6-0%
TOTAL NET YARDS	217	132
Total Offensive Plays	38	26
NET YARDS RUSHING	37	7
NET YARDS PASSING	180	125
Gross Yards Passing	187	131
Times thrown-yards lost attempting to pass	1-7	1-6
Pass Attempts-Completions-Had Intercepted	23 - 15 - 0	18 - 10 - 0
Punts-Number and Average	2 - 39.5	4 - 45.5
Penalties-Number and Yards	5 - 38	1 - 5
Fumbles-Number and Lost	1 - 0	0 - 0
Red Zone Efficiency	1-2-50%	0-0-0%
Average Drive Start	OAK 31	TEN 20

Oakland Raiders									Tennessee Titans												
RUSHING			ATT	YDS	AVG	LG	TD		RUSHING			ATT	YDS	AVG	LG	TD					
L.Murray			11	21	1.9	8	0		D.Cobb			2	6	3.0	3	0					
J.Olawale			1	10	10.0	10	0		A.Andrews			3	5	1.7	3	0					
D.Carr			2	6	3.0	5	0		K.Wright			2	-4	-2.0	0	0					
Total			14	37	2.6	10	0		Total			7	7	1.0	3	0					
PASSING			ATT	CMP	YDS	SK/YD	TD	LG	IN	RT	PASSING			ATT	CMP	YDS	SK/YD	TD	LG	IN	RT
D.Carr			22	15	187	1/7	1	38	0	109.5	M.Mariota			18	10	131	1/6	1	36	0	97.2
M.McGloin			1	0	0	0/0	0	0	0	39.6											
Total			23	15	187	1/7	1	38	0	104.8	Total			18	10	131	1/6	1	36	0	97.2
PASS RECEIVING			TAR	REC	YDS	AVG	LG	TD		PASS RECEIVING			TAR	REC	YDS	AVG	LG	TD			
A.Cooper			7	5	58	11.6	30	0		D.Walker			5	4	56	14.0	36	0			
S.Roberts			3	3	60	20.0	38	0		H.Douglas			5	2	16	8.0	11	0			
M.Crabtree			5	3	14	4.7	7	1		D.Green-Beckham			1	1	22	22.0	22	0			
L.Murray			3	1	23	23.0	23	0		C.Stevens			1	1	20	20.0	20	1			
C.Walford			2	1	14	14.0	14	0		K.Wright			4	1	12	12.0	12	0			
A.Holmes			1	1	9	9.0	9	0		A.Fasano			1	1	5	5.0	5	0			
M.Rivera			1	1	9	9.0	9	0													
J.Olawale			1	0	0	0.0	0	0													
D.Carr			0	0	0	0.0	0	0													
Total			23	15	187	12.5	38	1		Total			17	10	131	13.1	36	1			

[illegible]

[illegible]

Play By Play

Third Quarter

11/29/2015

OAK elects to Receive, and TEN elects to defend the South goal.

R.Succop kicks 59 yards from TEN 35 to OAK 6. J.Ross to OAK 31 for 25 yards (J.Staples; D.Bass).

Oakland Raiders at 15:00, (1st play from scrimmage 14:52)

1-10-OAK 31	(14:52) L.Murray left guard to OAK 35 for 4 yards (P.Cox).	
2-6-OAK 35	(14:20) L.Murray right guard to OAK 42 for 7 yards (W.Woodyard).	R12
<u>1-10-OAK 42</u>	(13:41) L.Murray up the middle to OAK 43 for 1 yard (D.Jones).	
2-9-OAK 43	(12:57) L.Murray right end to OAK 47 for 4 yards (A.Williamson).	
3-5-OAK 47	(12:11) (Shotgun) D.Carr pass deep right to A.Cooper pushed ob at TEN 12 for 41 yards (B.Wreh-Wilson).	P13
	Penalty on TEN-B.Wreh-Wilson, Defensive Holding, declined.	
<u>1-10-TEN 12</u>	(11:40) (Shotgun) D.Carr pass incomplete short right to A.Cooper.	
2-10-TEN 12	(11:35) L.Murray left guard to TEN 10 for 2 yards (W.Woodyard; D.Searcy).	
3-8-TEN 10	(10:52) (Shotgun) D.Carr pass short left to S.Roberts for 10 yards, TOUCHDOWN.	P14
	S.Janikowski extra point is GOOD, Center-J.Condo, Holder-M.King.	

OAK 17 TEN 6, 8 plays, 69 yards, 4:15 drive, 4:15 elapsed

S.Janikowski kicks 65 yards from OAK 35 to end zone, Touchback.

Tennessee Titans at 10:45

1-10-TEN 20	(10:45) M.Mariota pass incomplete short right to H.Douglas (D.Amerson).	
2-10-TEN 20	(10:38) (Shotgun) M.Mariota pass incomplete deep right to H.Douglas.	
	PENALTY on OAK-T.Carrie, Defensive Pass Interference, 14 yards, enforced at TEN 20 - No Play.	X8
<u>1-10-TEN 34</u>	(10:34) M.Mariota pass incomplete deep left to K.Wright (D.Amerson) [J.Ellis].	
2-10-TEN 34	(10:26) A.Andrews right tackle to TEN 39 for 5 yards (K.Mack; J.Ellis).	
3-5-TEN 39	(9:42) (Shotgun) M.Mariota pass incomplete short right to A.Fasano [K.Mack].	
	PENALTY on OAK-T.Carrie, Defensive Holding, 5 yards, enforced at TEN 39 - No Play.	X9
<u>1-10-TEN 44</u>	(9:36) A.Andrews left end pushed ob at OAK 45 for 11 yards (C.Woodson).	R10
<u>1-10-OAK 45</u>	(8:55) M.Mariota scrambles right end pushed ob at OAK 38 for 7 yards (K.Mack).	
2-3-OAK 38	(8:16) A.Andrews right end pushed ob at OAK 33 for 5 yards (D.Amerson).	R11
	Timeout #1 by OAK at 07:48.	
<u>1-10-OAK 33</u>	(7:48) M.Mariota pass deep left to A.Fasano to OAK 16 for 17 yards (C.Woodson).	P12
<u>1-10-OAK 16</u>	(7:09) A.Andrews right end to OAK 13 for 3 yards (M.Smith).	
2-7-OAK 13	(6:27) (Shotgun) M.Mariota pass short left to H.Douglas for 13 yards, TOUCHDOWN.	P13
	Penalty on OAK-N.Thorpe, Defensive Pass Interference, declined.	
	(Pass formation) TWO-POINT CONVERSION ATTEMPT. M.Mariota pass to D.Green-Beckham is complete. ATTEMPT SUCCEEDS.	

OAK 17 TEN 14, 9 plays, 80 yards, 2 penalties, 4:23 drive, 8:38 elapsed

R.Succop kicks 64 yards from TEN 35 to OAK 1. J.Ross to OAK 22 for 21 yards (T.McBride). FUMBLES (T.McBride), RECOVERED by TEN-D.Stafford at OAK 18. D.Stafford to OAK 18 for no gain (M.Reece).

Tennessee Titans at 6:13

1-10-OAK 18	(6:13) (Shotgun) M.Mariota sacked at OAK 25 for -7 yards (K.Mack).	
2-17-OAK 25	(5:30) (Shotgun) M.Mariota pass short middle to D.Walker to OAK 17 for 8 yards (T.Mays).	
3-9-OAK 17	(4:51) (Shotgun) M.Mariota pass short left to D.Walker to OAK 5 for 12 yards (T.Mays).	
	PENALTY on TEN-D.Walker, Offensive Pass Interference, 10 yards, enforced at OAK 17 - No Play.	
3-19-OAK 27	(4:21) (Shotgun) M.Mariota pass short right intended for K.Wright INTERCEPTED by D.Amerson at OAK 19. D.Amerson to OAK 21 for 2 yards (K.Wright).	

Oakland Raiders at 4:14

1-10-OAK 21	(4:14) R.Helu right tackle to OAK 23 for 2 yards (W.Woodyard; A.Williamson).	
2-8-OAK 23	(3:36) (Shotgun) D.Carr pass short left to M.Reece to OAK 30 for 7 yards (B.Orakpo).	
3-1-OAK 30	(2:54) R.Helu up the middle to OAK 31 for 1 yard (J.Casey; S.Hill).	R15
<u>1-10-OAK 31</u>	(2:11) L.Murray left tackle to OAK 32 for 1 yard (P.Cox; A.Williamson).	
2-9-OAK 32	(1:28) L.Murray right guard to OAK 34 for 2 yards (W.Woodyard; J.Casey).	
3-7-OAK 34	(:46) (Shotgun) D.Carr pass incomplete short left to S.Roberts.	
4-7-OAK 34	(:42) (Punt formation) M.King punts 59 yards to TEN 7, Center-J.Condo. H.Douglas to TEN 12 for 5 yards (A.Holmes).	

Tennessee Titans at 0:30

1-10-TEN 12	(:30) (Shotgun) M.Mariota pass incomplete deep right to D.Green-Beckham (D.Amerson).	
-------------	--	--

Oakland Raiders vs Tennessee Titans at Nissan Stadium

2-10-TEN 12	(:23) A.Andrews right tackle to TEN 13 for 1 yard (M.Edwards; K.Mack).							
END OF QUARTER		Time	First Downs				Efficiencies	
	Score	Poss	R	P	X	T	3 Down	4 Down
Oakland Raiders	17	8:08	2	2	0	4	3/4	0/0
Tennessee Titans	14	6:52	2	2	2	6	0/1	0/0

Play By Play

Fourth Quarter

11/29/2015

Tennessee Titans continued.

- 3-9-TEN 13 (15:00) M.Mariota pass incomplete short right to D.Green-Beckham.
 4-9-TEN 13 (14:53) (Punt formation) B.Kern punts 60 yards to OAK 27, Center-B.Brinkley. J.Ross to OAK 36 for 9 yards (B.Brinkley).

Oakland Raiders at 14:40

- 1-10-OAK 36 (14:40) L.Murray right end to OAK 35 for -1 yards (Z.Brown).
 2-11-OAK 35 (13:55) (Shotgun) L.Murray right end to OAK 42 for 7 yards (A.Williamson).
 3-4-OAK 42 (13:08) (Shotgun) D.Carr pass incomplete short left to A.Cooper (P.Cox).
 4-4-OAK 42 (13:02) (Punt formation) M.King punts 31 yards to TEN 27, Center-J.Condo, downed by OAK-J.Condo.

Tennessee Titans at 12:51

- 1-10-TEN 27 (12:51) D.Cobb left tackle to TEN 29 for 2 yards (J.Ellis; K.Mack).
 Timeout #1 by TEN at 12:09.
 2-8-TEN 29 (12:09) M.Mariota pass incomplete short right to D.Cobb [D.Williams].
 3-8-TEN 29 (12:02) (Shotgun) M.Mariota pass incomplete short middle to D.Green-Beckham (D.Amerson).
 4-8-TEN 29 (11:56) (Punt formation) B.Kern punts 45 yards to OAK 26, Center-B.Brinkley. J.Ross to OAK 33 for 7 yards (J.Staples; M.Huff).
 PENALTY on OAK-D.Hayden, Offensive Holding, 10 yards, enforced at OAK 33.

Oakland Raiders at 11:43

- 1-10-OAK 23 (11:43) L.Murray up the middle to OAK 29 for 6 yards (B.Orakpo; A.Williamson).
 2-4-OAK 29 (11:03) L.Murray left end to OAK 34 for 5 yards (J.Casey; S.Hill). R16
1-10-OAK 34 (10:17) L.Murray right guard to OAK 34 for no gain (W.Woodyard).
 PENALTY on TEN-J.Casey, Defensive Offside, 5 yards, enforced at OAK 34 - No Play.
 1-5-OAK 39 (9:47) J.Olawale up the middle to OAK 46 for 7 yards (M.Griffin; D.Searcy). R17
1-10-OAK 46 (9:00) D.Carr FUMBLES (Aborted) at OAK 46, RECOVERED by TEN-D.Jones at OAK 42.

Tennessee Titans at 8:54

- 1-10-OAK 42 (8:54) A.Andrews up the middle to OAK 43 for -1 yards (D.Williams).
 2-11-OAK 43 (8:17) (Shotgun) M.Mariota pass incomplete short left to A.Andrews (M.Smith).
 3-11-OAK 43 (8:12) (Shotgun) M.Mariota pass short middle to A.Andrews to OAK 29 for 14 yards (M.Smith). P14
1-10-OAK 29 (7:33) A.Andrews up the middle to OAK 27 for 2 yards (D.Autry; C.Lofton).
 2-8-OAK 27 (6:50) (Shotgun) M.Mariota pass short middle to K.Wright to OAK 20 for 7 yards (B.Heeney).
 3-1-OAK 20 (6:10) J.Fowler up the middle to OAK 19 for 1 yard (M.Smith). TEN-B.Bell was injured during the play. His return is Questionable. R15
 PENALTY on OAK-K.Mack, Unnecessary Roughness, 10 yards, enforced at OAK 19. X16
1-9-OAK 9 (5:43) A.Andrews left tackle to OAK 8 for 1 yard (J.Ellis).
 2-8-OAK 8 (4:59) M.Mariota pass incomplete short right to C.Stevens.
 3-8-OAK 8 (4:51) (Shotgun) M.Mariota pass incomplete short left to H.Douglas.
 PENALTY on OAK-N.Thorpe, Defensive Pass Interference, 7 yards, enforced at OAK 8 - No Play. X17
1-1-OAK 1 (4:46) M.Mariota pass short right to J.Fowler for 1 yard, TOUCHDOWN. P18
 R.Succop extra point is GOOD, Center-B.Brinkley, Holder-B.Kern.

OAK 17 TEN 21, 9 plays, 42 yards, 2 penalties, 4:13 drive, 10:19 elapsed

R.Succop kicks 69 yards from TEN 35 to OAK -4. J.Ross to OAK 31 for 35 yards (P.Supernaw; M.Griffin).

PENALTY on OAK-B.Heeney, Illegal Block Above the Waist, 10 yards, enforced at OAK 20.

Oakland Raiders at 4:41, (1st play from scrimmage 4:34)

- 1-10-OAK 10 (4:34) D.Carr pass short middle to A.Cooper to OAK 26 for 16 yards (P.Cox). P18
1-10-OAK 26 (3:54) (Shotgun) D.Carr pass short middle to M.Crabtree to OAK 31 for 5 yards (A.Williamson).
 2-5-OAK 31 (3:15) (Shotgun) D.Carr pass incomplete deep right to M.Crabtree.
 3-5-OAK 31 (3:08) (Shotgun) D.Carr pass deep middle to S.Roberts to TEN 38 for 31 yards (D.Searcy). P19
1-10-TEN 38 (2:43) (Shotgun) D.Carr pass short right to L.Smith to TEN 36 for 2 yards (A.Williamson).
 2-8-TEN 36 (2:09) (Shotgun) D.Carr pass incomplete deep left to A.Cooper (P.Cox).
 3-8-TEN 36 (2:03) (Shotgun) D.Carr pass incomplete short left to M.Crabtree.

Two-Minute Warning

- 4-8-TEN 36 (1:57) (Shotgun) D.Carr pass incomplete deep left to A.Holmes (M.Griffin).
 PENALTY on TEN-B.Webb, Defensive Holding, 5 yards, enforced at TEN 36 - No Play. X20

Oakland Raiders vs Tennessee Titans at Nissan Stadium

1-10-TEN 31 (1:50) (Shotgun) D.Carr pass deep right to M.Rivera to TEN 12 for 19 yards (D.Searcy). P21

1-10-TEN 12 (1:27) (No Huddle, Shotgun) D.Carr pass short left to S.Roberts for 12 yards, TOUCHDOWN [K.Klug]. P22

S.Janikowski extra point is GOOD, Center-J.Condo, Holder-M.King.

OAK 24 TEN 21, 9 plays, 90 yards, 1 penalty, 3:20 drive, 13:39 elapsed
--

S.Janikowski kicks 65 yards from OAK 35 to end zone, Touchback.

Tennessee Titans at 1:21

1-10-TEN 20 (1:21) (Shotgun) M.Mariota pass incomplete short left to D.Walker (M.Smith).

2-10-TEN 20 (1:15) (Shotgun) M.Mariota pass incomplete short right to H.Douglas.

3-10-TEN 20 (1:10) (Shotgun) M.Mariota pass deep middle to D.Walker to TEN 47 for 27 yards (T.Carrie). P19

1-10-TEN 47 (:50) (No Huddle, Shotgun) M.Mariota pass deep left intended for D.Green-Beckham INTERCEPTED by N.Allen at OAK 31. N.Allen to OAK 36 for 5 yards (D.Green-Beckham).

Oakland Raiders at 0:43

1-10-OAK 36 (:43) D.Carr kneels to OAK 35 for -1 yards.

END OF QUARTER

	Score	Time Poss	First Downs				Efficiencies	
			R	P	X	T	3 Down	4 Down
Oakland Raiders	24	8:41	2	4	1	7	1/3	0/0
Tennessee Titans	21	6:19	1	3	2	6	3/5	0/0

Final Defensive Statistics

Oakland Raiders

Regular Defensive Plays

Special Teams

Misc

	TKL	AST	COMB	SK	/ YDS	TFL	Q	IN	PD	FF	FR	TKL	AST	FF	FR	BL	TKL	AST	FF	FR
M.Smith	8	2	10	0	0	0	0	0	2	0	0	0	0	0	0	0	0	0	0	0
K.Mack	3	3	6	2	13	2	2	0	0	0	0	0	0	0	0	0	0	0	0	0
T.Carrie	3	0	3	0	0	0	0	0	1	0	0	0	0	0	0	0	0	0	0	0
M.Edwards	2	1	3	0	0	1	0	0	0	0	0	0	0	0	0	0	0	0	0	0
C.Woodson	2	1	3	0	0	0	0	0	0	0	0	0	0	0	0	0	0	0	0	0
J.Ellis	1	2	3	0	0	0	1	0	0	0	0	0	0	0	0	0	0	0	0	0
D.Williams	2	0	2	0	0	1	1	0	0	0	0	0	0	0	0	0	0	0	0	0
D.Amerson	2	0	2	0	0	0	0	1	6	0	0	0	0	0	0	0	0	0	0	0
T.Mays	2	0	2	0	0	0	0	0	1	0	0	1	0	0	0	0	0	0	0	0
C.Lofton	1	1	2	0	0	0	0	0	0	0	0	0	0	0	0	0	0	0	0	0
S.McGee	1	1	2	0	0	0	0	0	0	0	0	0	0	0	0	0	0	0	0	0
B.Heeney	1	0	1	0	0	0	0	0	0	0	0	0	0	0	0	0	0	0	0	0
D.Autry	0	1	1	0	0	0	0	0	1	0	0	0	0	0	0	1	0	0	0	0
N.Allen	0	0	0	0	0	0	0	1	1	0	0	0	0	0	0	0	0	0	0	0
M.Reece	0	0	0	0	0	0	0	0	0	0	0	1	0	0	0	0	0	0	0	0
A.Holmes	0	0	0	0	0	0	0	0	0	0	0	1	0	0	0	0	0	0	0	0
D.Carr	0	0	0	0	0	0	0	0	0	0	0	0	0	0	0	0	0	0	0	1
Total	28	12	40	2	13	4	4	2	12	0	0	3	0	0	0	1	0	0	0	1

TKL = Tackle AST = Assist COMB = Combined QH=QB Hit IN = Interception PD = Pass Defense FF = Forced Fumble FR = Fumble Recovery

Tennessee Titans

Regular Defensive Plays

Special Teams

Misc

	TKL	AST	COMB	SK	/ YDS	TFL	QH	IN	PD	FF	FR	TKL	AST	FF	FR	BL	TKL	AST	FF	FR
A.Williamson	7	4	11	1	7	1	1	0	0	0	0	0	0	0	0	0	0	0	0	0
M.Griffin	5	3	8	0	0	1	0	0	0	0	0	0	1	0	0	0	0	0	0	0
J.Casey	1	5	6	0	0	0	0	0	0	0	0	0	0	0	0	0	0	0	0	0
P.Cox	4	1	5	0	0	0	0	0	3	0	0	0	0	0	0	0	0	0	0	0
D.Searcy	3	2	5	0	0	0	0	0	0	0	0	0	0	0	0	0	0	0	0	0
W.Woodyard	1	4	5	0	0	0	0	0	0	0	0	0	0	0	0	0	0	0	0	0
B.Wreh-Wilson	4	0	4	0	0	0	0	0	0	0	0	0	0	0	0	0	0	0	0	0
B.Orakpo	2	2	4	0	0	1	0	0	0	0	0	0	0	0	0	0	0	0	0	0
D.Stafford	2	1	3	0	0	0	0	0	1	0	0	0	0	0	1	0	0	0	0	0
S.Hill	1	2	3	0	0	1	0	0	0	0	0	0	0	0	0	0	0	0	0	0
D.Jones	1	0	1	0	0	0	1	0	0	0	1	0	0	0	0	0	0	0	0	0
D.Bass	1	0	1	0	0	0	0	0	1	0	0	0	1	0	0	0	0	0	0	0
A.Blackson	1	0	1	0	0	0	0	0	0	0	0	0	0	0	0	0	0	0	0	0
C.Sensabaugh	1	0	1	0	0	0	0	0	0	0	0	0	0	0	0	0	0	0	0	0
Z.Brown	1	0	1	0	0	1	0	0	0	0	0	0	0	0	0	0	0	0	0	0
K.Klug	0	0	0	0	0	0	1	0	0	0	0	0	0	0	0	0	0	0	0	0
P.Supernaw	0	0	0	0	0	0	0	0	0	0	0	1	2	0	0	0	0	0	0	0
M.Huff	0	0	0	0	0	0	0	0	0	0	0	1	1	0	0	0	0	0	0	0
T.McBride	0	0	0	0	0	0	0	0	0	0	0	1	0	1	0	0	0	0	0	0
B.Brinkley	0	0	0	0	0	0	0	0	0	0	0	1	0	0	0	0	0	0	0	0
J.Staples	0	0	0	0	0	0	0	0	0	0	0	0	2	0	0	0	0	0	0	0
S.Johnson	0	0	0	0	0	0	0	0	0	0	0	0	1	0	0	0	0	0	0	0
K.Wright	0	0	0	0	0	0	0	0	0	0	0	0	0	0	0	0	1	0	0	0
D.Green-Beckham	0	0	0	0	0	0	0	0	0	0	0	0	0	0	0	0	1	0	0	0
Total	35	24	59	1	7	5	3	0	5	0	1	4	8	1	1	0	2	0	0	0

Ball Possession And Drive Chart

Oakland Raiders

#	Time Recd	Time Lost	Time Poss	How Ball Obtained	Drive Began	# Play	Yds Gain	Yds Pen	Net Yds	1st Down	Last Scrm	How Given Up
1	13:56	12:57	0:59	Punt	OAK 38	3	7	0	7	0	OAK 45	Punt
2	11:19	8:23	2:56	Punt	OAK 39	6	12	5	17	1	TEN 44	Punt
3	5:53	1:34	4:19	Kickoff	OAK 23	7	77	0	77	4	* TEN 7	Touchdown
4	15:00	13:28	1:32	Punt	OAK 39	5	25	0	25	1	TEN 36	Downs
5	9:11	1:01	8:10	Punt	OAK 4	16	94	-4	90	5	* TEN 6	Field Goal
6	0:10	0:00	0:10	Downs	OAK 44	2	2	0	2	0	TEN 47	End of Half
7	15:00	10:45	4:15	Kickoff	OAK 31	8	69	0	69	3	* TEN 10	Touchdown
8	6:22	6:13	0:09	Kickoff		0	0	0	0	0		Fumble
9	4:14	0:30	3:44	Interception	OAK 21	6	13	0	13	1	OAK 34	Punt
10	14:40	12:51	1:49	Punt	OAK 36	3	6	0	6	0	OAK 42	Punt
11	11:43	8:54	2:49	Punt	OAK 23	4	14	5	19	2	OAK 46	Fumble
12	4:41	1:21	3:20	Kickoff	OAK 10	9	85	5	90	5	* TEN 12	Touchdown
13	0:43	0:00	0:43	Interception	OAK 36	1	-1	0	-1	0	OAK 36	End of Game

(344) Average OAK 29

Tennessee Titans

#	Time Recd	Time Lost	Time Poss	How Ball Obtained	Drive Began	# Play	Yds Gain	Yds Pen	Net Yds	1st Down	Last Scrm	How Given Up
1	15:00	13:56	1:04	Kickoff	TEN 20	3	2	0	2	0	TEN 22	Punt
2	12:57	11:19	1:38	Punt	TEN 8	3	8	0	8	0	TEN 16	Punt
3	8:23	5:53	2:30	Punt	TEN 12	5	73	15	88	4	OAK 20	Touchdown
4	1:34	0:00	1:34	Kickoff	TEN 20	3	6	0	6	0	TEN 26	Punt
5	13:28	9:11	4:17	Downs	TEN 36	7	12	15	27	2	OAK 37	Punt
6	1:01	0:10	0:51	Kickoff	TEN 26	5	31	0	31	1	OAK 43	Downs
7	10:45	6:22	4:23	Kickoff	TEN 20	9	61	19	80	6	* OAK 13	Touchdown
8	6:13	4:14	1:59	Fumble	OAK 18	3	1	-10	-9	0	* OAK 27	Interception
9	0:30	14:40	0:50	Punt	TEN 12	3	1	0	1	0	TEN 13	Punt
10	12:51	11:43	1:08	Punt	TEN 27	3	2	0	2	0	TEN 29	Punt
11	8:54	4:41	4:13	Fumble	OAK 42	9	25	17	42	5	* OAK 1	Touchdown
12	1:21	0:43	0:38	Kickoff	TEN 20	4	27	0	27	1	TEN 47	Interception

(341) Average TEN 28

* inside opponent's 20

Time of Possession by Quarter		1st	2nd	3rd	4th	OT	Total
Visitor	Oakland Raiders	8:14	9:52	8:08	8:41		34:55
Home	Tennessee Titans	6:46	5:08	6:52	6:19		25:05

Kickoff Drive No.-Start Average Raiders: 3 - OAK 21 Titans: 5 - TEN 21

Miscellaneous Statistics Report

Oakland Raiders vs Tennessee Titans

11/29/2015 at Nissan Stadium

Ten Longest Plays for Oakland Raiders

Yards	Qtr	Play Start	Play Description
41	3	3-5-OAK 47	(12:11) (Shotgun) D.Carr pass deep right to A.Cooper pushed ob at TEN 12 for 41 yards (B.Wreh-Wilson). Penalty on TEN-B.Wreh-Wilson, Defensive Holding, declined.
38	1	2-5-OAK 28	(5:16) (Shotgun) D.Carr pass deep middle to S.Roberts to TEN 34 for 38 yards (M.Griffin).
31	4	3-5-OAK 31	(3:08) (Shotgun) D.Carr pass deep middle to S.Roberts to TEN 38 for 31 yards (D.Searcy).
30	2	3-4-OAK 10	(7:52) (Shotgun) D.Carr pass deep right to A.Cooper to OAK 40 for 30 yards (B.Wreh-Wilson).
23	1	2-17-TEN 41	(3:48) (Shotgun) D.Carr pass short right to L.Murray to TEN 18 for 23 yards (B.Wreh-Wilson).
19	4	1-10-TEN 31	(1:50) (Shotgun) D.Carr pass deep right to M.Rivera to TEN 12 for 19 yards (D.Searcy).
17	2	1-10-OAK 39	(15:00) D.Carr pass deep right to A.Cooper ran ob at TEN 44 for 17 yards.
17	2	3-10-TEN 22	(2:11) (Shotgun) D.Carr pass short middle to S.Roberts to TEN 5 for 17 yards (D.Stafford).
16	4	1-10-OAK 10	(4:34) D.Carr pass short middle to A.Cooper to OAK 26 for 16 yards (P.Cox).
14	2	2-11-TEN 47	(4:27) (Shotgun) D.Carr pass short right to C.Walford to TEN 33 for 14 yards (M.Griffin).

Ten Longest Plays for Tennessee Titans

Yards	Qtr	Play Start	Play Description
36	1	1-10-TEN 12	(8:23) M.Mariota pass deep left to D.Walker pushed ob at TEN 48 for 36 yards (T.Carrie).
27	4	3-10-TEN 20	(1:10) (Shotgun) M.Mariota pass deep middle to D.Walker to TEN 47 for 27 yards (T.Carrie).
22	2	1-10-TEN 26	(:55) (Shotgun) M.Mariota pass deep right to D.Green-Beckham to TEN 48 for 22 yards (C.Woodson; M.Smith).
20	1	1-10-OAK 20	(5:58) (Shotgun) M.Mariota pass deep middle to C.Stevens for 20 yards, TOUCHDOWN.
17	3	1-10-OAK 33	(7:48) M.Mariota pass deep left to A.Fasano to OAK 16 for 17 yards (C.Woodson).
15	1	2-4-OAK 35	(6:33) A.Andrews right tackle to OAK 35 for no gain (M.Smith).
14	4	3-11-OAK 43	(8:12) (Shotgun) M.Mariota pass short middle to A.Andrews to OAK 29 for 14 yards (M.Smith).
13	3	2-7-OAK 13	(6:27) (Shotgun) M.Mariota pass short left to H.Douglas for 13 yards, TOUCHDOWN.
12	2	1-10-TEN 36	(13:28) M.Mariota pass short middle to K.Wright to TEN 48 for 12 yards (S.McGee; M.Smith).
11	1	1-10-TEN 48	(7:51) M.Mariota pass short right to H.Douglas pushed ob at OAK 41 for 11 yards (T.Carrie).

Touchdown Scoring Information

		Offense	Defense	Special Teams
VISITOR	Oakland Raiders	3	0	0
HOME	Tennessee Titans	3	0	0

Player Scoring Information

Club	Player	TD	Rush TD	Rec TD	KO TD	Punt TD	Int TD	Fum TD	Misc TD	FG	XP	2Pt Rush	2Pt Rec	Sfty	Points
OAK	S.Roberts	0	0	2	0	0	0	0	0	0	0	0	0	0	12
OAK	M.Crabtree	0	0	1	0	0	0	0	0	0	0	0	0	0	6
OAK	S.Janikowski	0	0	0	0	0	0	0	0	1	3	0	0	0	6
TEN	H.Douglas	0	0	1	0	0	0	0	0	0	0	0	0	0	6
TEN	C.Stevens	0	0	1	0	0	0	0	0	0	0	0	0	0	6
TEN	J.Fowler	0	0	1	0	0	0	0	0	0	0	0	0	0	6
TEN	D.Green-Beckham	0	0	0	0	0	0	0	0	0	0	0	1	0	2
TEN	R.Succop	0	0	0	0	0	0	0	0	0	1	0	0	0	1

Possession Detail

	First Half		Second Half		Game	
	Visitor	Home	Visitor	Home	Visitor	Home
Largest Lead	4	6	11	4	11	6
Drives Leading	3	0	6	0	9	0
Time of Possession Leading	9:52	0:00	13:29	0:00	23:21	0:00
Largest Deficit	-6	-4	-4	-11	-6	-11
Drives Trailing	1	3	1	6	2	9
Time of Possession Trailing	4:19	6:42	3:20	13:11	7:39	19:53
Times Score Tied Up		0		0		0
Lead Changes		2		2		4

Playtime Percentage

Percent of playtime per player on offense, defense and special teams

Oakland Raiders						Tennessee Titans					
		Offense	Defense	Special Teams				Offense	Defense	Special Teams	
D Penn	T	71 100%		4	15%	Q Spain	G	62 100%		2	8%
G Jackson	G	71 100%		4	15%	C Warmack	G	62 100%		2	8%
T Bergstrom	C	71 100%		4	15%	T Lewan	T	62 100%			
J Webb	G	71 100%		4	15%	M Mariota	QB	62 100%			
A Howard	T	71 100%		4	15%	A Gallik	C	62 100%			
D Carr	QB	70 99%				B Bell	G	61 98%		2	8%
A Cooper	WR	66 93%				H Douglas	WR	60 97%		4	15%
L Murray	RB	52 73%				D Walker	TE	50 81%			
M Crabtree	WR	49 69%				A Andrews	RB	48 77%		5	19%
L Smith	TE	41 58%		4	15%	D Green-Beckham	WR	39 63%			
C Walford	TE	41 58%				K Wright	WR	34 55%			
S Roberts	WR	32 45%				A Fasano	TE	33 53%			
M Rivera	TE	24 34%		12	46%	C Stevens	TE	24 39%		2	8%
A Holmes	WR	20 28%		13	50%	D Cobb	RB	12 19%			
M Reece	FB	18 25%		4	15%	J Fowler	FB	8 13%		16	62%
J Olawale	FB	10 14%		19	73%	P Supernaw	TE	1 2%		19	73%
R Helu	RB	2 3%		7	27%	J Meredith	T	1 2%		2	8%
M McGloin	QB	1 1%				B Sankey	RB	1 2%			
M Smith	LB		62 100%			A Williamson	LB		71 100%	4	15%
T Carrie	CB		61 98%	1	4%	P Cox	CB		71 100%	1	4%
C Woodson	FS		61 98%			C Sensabaugh	CB		70 99%	10	38%
D Amerson	CB		59 95%			M Griffin	FS		70 99%	5	19%
K Mack	DE		58 94%	3	12%	B Orakpo	LB		70 99%	4	15%
M Edwards	DE		55 89%	3	12%	D Bass	LB		67 94%	12	46%
N Allen	SS		52 84%	3	12%	D Searcy	SS		67 94%	4	15%
D Autry	DT		46 74%	3	12%	J Casey	DT		57 80%	3	12%
B Mayowa	DE		35 56%	9	35%	D Jones	DE		46 65%	6	23%
N Thorpe	CB		32 52%	18	69%	S Hill	NT		35 49%	4	15%
D Williams	DT		32 52%	3	12%	W Woodyard	LB		34 48%	11	42%
C Lofton	LB		31 50%	3	12%	B Wreh-Wilson	CB		30 42%	20	77%
J Ellis	NT		29 47%			K Klug	DT		26 37%	9	35%
T Mays	FS		22 35%	14	54%	D Stafford	SS		25 35%	20	77%
S McGee	NT		16 26%	3	12%	A Blackson	DE		14 20%	4	15%
S Harris	DE		12 19%	6	23%	Z Brown	LB		10 14%	5	19%
B Heeney	LB		11 18%	13	50%	B Webb	CB		7 10%	4	15%
D Hayden	CB		5 8%	6	23%	R Pitoitua	DE		6 8%		
L Asante	FS		3 5%	22	85%	Y Cudjoe-Virgil	LB		5 7%	2	8%
L Alexander	LB			22	85%	M Huff	FS			24	92%
K Toomer	LB			19	73%	J Staples	LB			20	77%
D McDonald	CB			11	42%	S Johnson	LB			20	77%
J Ross	WR			11	42%	T McBride	WR			16	62%
S Janikowski	K			9	35%	B Kern	P			9	35%
J Condo	LS			8	31%	B Brinkley	LS			9	35%
M King	P			8	31%	R Succop	K			6	23%
M McCants	T			4	15%						
J Feliciano	G			4	15%						

2015 TENNESSEE TITANS REGULAR SEASON STATISTICS

Won 2, Lost 9

Date	W-L	Score	OT	Opponent	Attendance
09/13	W	42-14		at Tampa Bay	63,945
09/20	L	14-28		at Cleveland	67,431
09/27	L	33-35		Indianapolis	65,920
10/11	L	13-14		Buffalo	65,670
10/18	L	10-38		Miami	62,342
10/25	L	7-10		Atlanta	63,329
11/01	L	6-20		at Houston	71,630
11/08	W	34-28	OT	at New Orleans	73,075
11/15	L	10-27		Carolina	63,591
11/19	L	13-19		at Jacksonville	60,121
11/29	L	21-24		Oakland	58,075
12/06				Jacksonville	
12/13				at New York Jets	
12/20				at New England	
12/27				Houston	
01/03				at Indianapolis	

Statistic	Tenn.	Opp.
Total First Downs	215	217
Rushing	49	70
Passing	137	126
Penalty	29	21
3rd Down: Made/Att	42/132	54/138
3rd Down Pct.	31.8	39.1
4th Down: Made/Att	4/8	3/10
4th Down Pct.	50.0	30.0
Possession Avg.	30:12	29:48
Total Net Yards	3459	3650
Avg. Per Game	314.5	331.8
Total Plays	669	670
Avg. Per Play	5.2	5.4
Net Yards Rushing	1025	1185
Avg. Per Game	93.2	107.7
Total Rushes	264	307
Net Yards Passing	2434	2465
Avg. Per Game	221.3	224.1
Sacked/Yards Lost	35/231	32/218
Gross Yards	2665	2683
Att./Completions	370/235	331/214
Completion Pct.	63.5	64.7
Had Intercepted	11	10
Punts/Average	59/46.7	53/48.3
Net Punting Avg.	59/38.5	53/43.2
Penalties/Yards	73/589	88/807
Fumbles/Ball Lost	17/11	13/5
Touchdowns	24	32
Rushing	6	9
Passing	17	20
Returns	1	3

Score By Periods	Q1	Q2	Q3	Q4	OT	PTS
Team	53	47	66	31	6	203
Opponents	59	64	41	93	0	257

Scoring	TD	Rush	Rec	Ret	K-PAT	FG	S	PTS
Succop	0	0	0	0	19/20	12/14	0	55
Walker	3	0	3	0			0	20
Wright	3	0	3	0			0	18
Green-Beckham	2	0	2	0			0	14
Andrews	2	2	0	0			0	12
Douglas	2	0	2	0			0	12
Fasano	2	0	2	0			0	12
Fowler	2	1	1	0			0	12
McCluster	2	1	1	0			0	12
Sankey	2	1	1	0			0	12
Hunter	1	0	1	0			0	6
Mariota	1	1	0	0			0	6
Sensabaugh	1	0	0	1			0	6
Stevens	1	0	1	0			0	6
Team	24	6	17	1	19/20	12/14	0	203
Opponents	32	9	20	3	32/32	11/13	0	257

2-Pt Conv: Green-Beckham, Walker 2-3, OPP 0-0

Rushing	No.	Yds	Avg	Long	TD
Andrews	110	408	3.7	38	2
McCluster	51	235	4.6	44	1
Sankey	41	166	4.0	16	1
Mariota	22	137	6.2	23t	1
West TM	16	51	3.2	12	0
Wright	5	17	3.4	13	0
Fowler	6	13	2.2	3	1
Cobb	7	5	0.7	3	0
Mettenberger	5	-1	-2	4	0
Douglas	1	-6	-6.0	-6	0
Team	264	1025	3.9	44	6
Opponents	307	1185	3.9	26	9

Receiving	No.	Yds	Avg	Long	TD
Walker	59	708	12.0	61t	3
Wright	30	362	12.1	52t	3
McCluster	27	222	8.2	35	1
Hunter	22	264	12.0	29	1
Douglas	22	225	10.2	30	2
Fasano	21	247	11.8	33	2
Green-Beckham	16	243	15.2	32	2
Andrews	12	130	10.8	23	0
Stevens	8	97	12.1	27	1
Sankey	8	73	9.1	20	1
Coffman	4	42	10.5	16	0
Fowler	4	36	9.0	19	1
Supernaw	2	16	8.0	8	0
Team	235	2665	11.3	61t	17
Opponents	214	2683	12.5	60t	20

Interceptions	No.	Yds	Avg	Long	TD
Brown	2	45	22.5	45	0
Sensabaugh	2	42	21.0	26t	1
Griffin	1	29	29.0	29	0
Cox	1	27	27.0	27	0
Bass	1	8	8.0	8	0
Mount	1	8	8.0	8	0
Webb	1	0	0.0	0	0
Williamson	1	0	0.0	0	0
Team	10	159	15.9	45	1
Opponents	11	175	15.9	69t	2

Punting	No.	Yds	Avg	Net	TB	In	Lg	B
Kern	59	2754	46.7	38.5	1	22	61	0
Team	59	2754	46.7	38.5	1	22	61	0
Opponents	53	2558	48.3	43.2	2	19	65	0

Punt Returns	Ret	FC	Yds	Avg	Long	TD
McCluster	23	15	215	9.3	37	0
Douglas	3	1	14	4.7	9	0
Team	26	16	229	8.8	37	0
Opponents	29	16	464	16.0	78t	1

Kickoff Returns	No.	Yds	Avg	Long	TD
McCluster	13	285	21.9	32	0
Sankey	9	192	21.3	34	0
McBride	1	31	31.0	31	0
Team	23	508	22.1	34	0
Opponents	17	435	25.6	35	0

Field Goals	1-19	20-29	30-39	40-49	50+
Succop	0/0	3/3	3/3	5/5	1/3
Team	0/0	3/3	3/3	5/5	1/3
Opponents	1/1	4/4	5/5	1/3	0/0

Succop:() () (38G,21G) (21G,41G) (37G) () (35G,44G) (51G,29G,55N) (45G) (47G,49G,53N) ()
 OPP:() () () (30G) (27G,47N) (38G,24G) (46B) (48G,19G) (31G,32G,20G,36G) (24G)

Sacks: Orakpo 7, Casey 5, Woodyard 5, Morgan 4.5, Williamson 3.5, Blackson 2, Klug 2, Griffin 1, Stafford 1, Bass 0.5, Brown 0.5, **TM 32, OPP 35**

FUM/Lost: Mariota 7/4, McCluster 2/2, Mettenberger 2/1, Sankey 2/1, West(TM) 2/2, Gallik 1/0, Supernaw 1/1

Passing	Att	Cmp	Yds	Cmp%	Yds/Att	TD	TD%	Int	Int%	Long	Sack/Lost	Rating
Mariota	296	186	2244	62.8	7.58	16	5.4	8	2.7	61t	26/168	92.8
Mettenberger	74	49	421	66.2	5.69	1	1.4	3	4.1	23	9/63	68.6
Team	370	235	2665	63.5	7.20	17	4.6	11	3.0	61t	35/231	88.0
Opponents	331	214	2683	64.7	8.11	20	6.0	10	3.0	60t	32/218	97.3

TITANS SNAP 11-GAME HOME LOSING STREAK WITH WILD WIN

BY JIM WYATT
TITANS ONLINE
DECEMBER 7, 2015

NASHVILLE, Tenn. — Talk about a game that had it all.

Want points? Sunday's Titans-Jaguars game had plenty of them. The two teams combined for 41 points in the fourth quarter, making it the highest scoring fourth quarter in the NFL this season.

Want big plays? This one had them as well, but none was bigger than quarterback Marcus Mariota's 87-yard touchdown run. It was the third longest run by an NFL quarterback since 1960.

But most important for the Titans — the wild and wacky game ended with a 42-39 win, which snapped an 11-game home losing streak.

"It's draining, I can't lie," tight end Delanie Walker said with a smile. "It went down to the last minute and it was nerve-wracking, but it's football. No one ever said it was going to be easy.

"After all the Ls, to finally get a W in the home stadium, it was big. It was exciting, man. And I'm glad we could do it for the city of Nashville."

The Titans improved to 3-9 with the win, and they topped their win total from last season's 2-14 mark in the process. The team improved to 2-3 under interim head coach Mike Mularkey.

"Proud, I mean, very proud of them," Mularkey said of his emotions afterward. "I think they thought it was important for me to win because of my previous history (as a head coach) with the other team. I told them last night, no, it was important to win for all of us in the room, the coaching staff and the players, because of how hard we work. That's why I want to win. That's why this is so much better of a feel, because I know how important it was to all those guys in that room."

"It's just amazing the resiliency, again, being in the same sort of game we've been in really the last couple of weeks for sure, and a lot of games this year. ... We've talked about finding a way to win and we've found a way, and different ways this week to win the game, but I was very proud of how they stuck together on that sideline. They're an amazing group to coach."

Titans quarterback Marcus Mariota was spectacular in the win. He completed 20-of-29 passes for 268 yards with three touchdowns, and an interception. He also ran for 112 yards, including an 87-yard touchdown run in the fourth quarter.

Mariota became the first player (vets included) in NFL history with 250-plus pass

yards, 100-plus rushing yards & three touchdown passes in a game.

Mariota now has four games with 3-plus touchdown passes, tying him with Peyton Manning for most ever by an NFL rookie.

"Guys just trusted each other," Mariota said afterward. "We had been in these situations before, and we just found a way to win. As the season goes on it will always come down to the fourth quarter, and we are going to have to continue to find a way to do that. Today was a good step forward."

The Jaguars had a late chance to tie or win the game late, but safety Da'Norris Searcy and defensive lineman Karl Klug combined to sack quarterback Blake Bortles with 2:02 left, and the Titans ran out the clock.

Titans linebacker Wesley Woodyard had a three-yard fumble return for a touchdown in the fourth quarter as the team built a 42-32 win. But Bortles kept the Jaguars in it by throwing for 322 yards and five touchdowns.

"It is rewarding, to be able to say we got a win, and we came out fighting no matter what," Woodyard said. "It was a shootout, and we have been on the losing side of too many of these.

"As a defense we have to challenge ourselves because we made some mistakes and allowed ourselves to be in a shootout, and that is something we can't have as a defense. We pride ourselves in being a Top 10 defense and today wasn't our best day, but we were able to win because our offense made some big plays."

The scoring started early in this one.

After the Titans took an early lead on a 10-yard touchdown pass from Mariota to tight end Craig Stevens, the Jaguars cut the lead to 7-6 on a two-yard touchdown pass from Bortles to Rashad Greene.

The two teams traded touchdowns again in the second quarter. After Mariota connected with Walker for a seven-yard touchdown, the Jaguars answered back with a one-yard touchdown run by T.J. Yeldon to make it 14-12. The Jaguars missed the extra point on their first touchdown, and failed on a two-point conversion following their second score.

The Titans turned it an impressive drive at the end of the first half, and included a gutsy call by Mularkey to end it. After taking over at their own 25-yard line with 1:45 left, Mariota drive the Titans to the Jacksonville 1-yard line with completions to Dorial Green-Beckham, Harry Douglas and Walker.

Walker broke tackles and got the ball to the Jacksonville 1-yard line with just five seconds left before halftime.

Instead of kicking the field goal, Mularkey kept the offense on the field, and running back Antonio Andrews bowled in for a score, making it 21-12, with just two seconds left before halftime.

"I loved the call," Mariota said of the decision to go for it. "At first everyone in the huddle thought we were going to kick a field goal. Then they sent out the new personnel, and it sounded good to me. It's awesome because it really set the tone for the game, and it was a huge run by Antonio."

The Jaguars cut the lead to 21-19 with 4:52 left in the third quarter on a one-yard touchdown pass from Bortles to Allen Robinson, which capped a 14-play, 64-yard drive.

The Titans extended the lead to 28-19 on the first play of the fourth quarter when Green-Beckham caught a Mariota pass, escaped would-be tacklers, and then sprinted 47 yards into the end zone.

But the Jaguars cut the lead to 28-25 on another Bortles touchdown pass to Robinson less than three minutes later.

The, disaster struck. Mariota was sacked, and he lost a fumble in the process. Bortles connected with tight end Julius Thomas on the very next play to make it 32-28 Jacksonville with 10:09 remaining.

The Titans scored two touchdowns in a hurry to make it 42-28. Mariota broke free for an 87-yard touchdown run, and then came Woodyard's scoop and score seconds later.

The Jaguars answered back with another Bortles-to-Robinson pass to make it 42-39 with 6:28 left, but the Titans managed to hold on.

And celebrate.

"Obviously, it's nice for us to end that (home loss) streak for the fans. They pay their hard-earned money to come watch us play at home, and if we don't get that win, it's frustrating for everybody," Klug said. "It feels good especially (winning) at home. I saw a sign out there that said over 400 days. It was over 400 days since our last home win. As I said, obviously it's nice for us to get a win, but for the fans. To give them a win."

###

Week 13

National Football League Game Summary

NFL Copyright © 2015 by The National Football League. All rights reserved. This summary and play-by-play is for the express purpose of assisting media in their coverage of the game; any other use of this material is prohibited without the written permission of the National Football League. Updated: 12/11/2015

Date: Sunday, 12/6/2015 Jacksonville Jaguars at Tennessee Titans Start Time: 12:02 PM Central
at Nissan Stadium, Nashville, Tennessee

Game Day Weather

Game Weather: Cloudy Temp: 56° F (13.3° C) Humidity: 50%, Wind: SE 1 mph
Played Outdoors on Turf: Grass Outdoor Weather: Cloudy,

Officials

Referee: Steratore, Gene (114) Umpire: Anderson, Barry (20) Head Linesman: Walker, Ed (123)
Line Judge: Arthur, Gary (108) Side Judge: Waggoner, Bob (25) Field Judge: Weatherford, Mike (116)
Back Judge: Paganelli, Dino () Replay Official: Lewis, Darryll ()

Lineups

Jacksonville Jaguars				Tennessee Titans			
Offense		Defense		Offense		Defense	
WR 15	A.Robinson	LEO 90	A.Branch	WR 83	H.Douglas	DE 90	D.Jones
TE 80	J.Thomas	DT 93	T.Alualu	TE 88	C.Stevens	NT 94	S.Hill
LT 76	L.Joeckel	DT 97	R.Miller	LT 77	T.Lewan	DT 99	J.Casey
LG 68	Z.Beadles	DE 75	J.Odrick	LG 60	Q.Spain	OLB 51	D.Bass
C 61	S.Wisniewski	WLB 50	T.Smith	C 69	A.Gallik	ILB 59	W.Woodyard
RG 60	A.Cann	MLB 51	P.Posluszny	RG 70	C.Warmack	ILB 54	A.Williamson
RT 78	J.Parnell	OTTO 57	T.Armbrister	RT 76	B.Bell	OLB 98	B.Orakpo
TE 89	M.Lewis	LCB 31	D.House	TE 80	A.Fasano	CB 29	P.Cox
WR 11	M.Lee	FS 26	J.Evans	WR 13	K.Wright	SS 21	D.Searcy
QB 5	B.Bortles	SS 37	J.Cyprien	QB 8	M.Mariota	FS 33	M.Griffin
RB 24	T.Yeldon	RCB 27	D.Gratz	RB 26	A.Andrews	CB 24	C.Sensabaugh

Substitutions

K 2 J.Myers, WR 13 R.Greene, RB 16 D.Robinson, P 19 B.Anger, S 20 C.Loston, CB 22 A.Colvin, CB 25 P.Thompson, RB 29 J.Banyard, CB 35 D.McCray, S 38 S.Brown, LS 46 C.Tinker, LB 52 H.Pullard, LB 58 J.Tripp, DE 59 R.Davis, G 69 T.Shatley, OT 74 S.Young, WR 81 B.Walters, TE 85 N.Jacobs, TE 86 C.Harbor, WR 87 N.Sterling, DE 91 C.Clemons, DT 95 A.Jones, DT 96 M.Bennett

Substitutions

K 4 R.Succop, P 6 B.Kern, WR 16 T.McBride, WR 17 D.Green-Beckham, RB 20 B.Sankey, RB 23 D.Cobb, CB 25 B.Wreh-Wilson, DB 28 M.Huff, DB 38 B.Webb, S 39 D.Stafford, LB 40 Y.Cudjoe-Virgil, FB 45 J.Fowler, LS 48 B.Brinkley, LB 52 S.Johnson, LB 55 Z.Brown, DE 57 J.Staples, T 73 J.Poutasi, TE 82 D.Walker, TE 89 P.Supernaw, DE 95 A.Blackson, DL 96 A.Woods, DL 97 K.Klug

Did Not Play

QB 7 C.Henne

Did Not Play

QB 7 Z.Mettenberger, C 78 J.Looney

Not Active

WR 18 R.Lawrence, RB 30 B.Pierce, CB 41 N.Marshall, LB 55 D.Skuta, C 70 L.Bowanko, WR 88 A.Hurns, DE 98 C.Smith

Not Active

RB 22 D.McCluster, CB 37 C.Riggs, T/G 79 J.Meredith, WR 86 A.Turzilli, OLB 91 D.Morgan, DE 92 R.Pitoitua, DL 93 M.Martin

Field Goals (made () & missed)

		1	2	3	4	OT	Total
VISITOR:	Jacksonville Jaguars	0	12	7	20	0	39
HOME:	Tennessee Titans	7	14	0	21	0	42

Scoring Plays

Team	Qtr	Time	Play Description (Extra Point) (Drive Info)	Visitor	Home
Titans	1	4:15	C.Stevens 10 yd. pass from M.Mariota (R.Succop kick) (12-80, 6:38)	0	7
Jaguars	2	14:56	R.Greene 2 yd. pass from B.Bortles (kick failed, wr) (10-75, 4:19)	6	7
Titans	2	8:45	D.Walker 7 yd. pass from M.Mariota (R.Succop kick) (10-90, 6:11)	6	14
Jaguars	2	1:52	T.Yeldon 1 yd. run (pass failed) (8-66, 3:45)	12	14
Titans	2	0:02	A.Andrews 1 yd. run (R.Succop kick) (9-75, 1:50)	12	21
Jaguars	3	4:52	A.Robinson 1 yd. pass from B.Bortles (J.Myers kick) (14-64, 7:33)	19	21
Titans	4	14:49	D.Green-Beckham 47 yd. pass from M.Mariota (R.Succop kick) (9-80, 5:03)	19	28
Jaguars	4	11:52	A.Robinson 8 yd. pass from B.Bortles (kick failed, wl) (6-80, 2:57)	25	28
Jaguars	4	10:09	J.Thomas 9 yd. pass from B.Bortles (J.Myers kick) (1-9, 0:05)	32	28
Titans	4	8:30	M.Mariota 87 yd. run (R.Succop kick) (3-90, 1:39)	32	35

Week 13

National Football League Game Summary

NFL Copyright © 2015 by The National Football League. All rights reserved. This summary and play-by-play is for the express purpose of assisting media in their coverage of the game; any other use of this material is prohibited without the written permission of the National Football League.

Updated: 12/11/2015

Titans	4	7:46	W.Woodyard 3 yd. fumble return (R.Succop kick)	32	42
Jaguars	4	6:28	A.Robinson 7 yd. pass from B.Bortles (J.Myers kick) (4-80, 1:18)	39	42
Paid Attendance: 57,355				Time: 3:03	

Final Team Statistics

	Visitor Jaguars	Home Titans
TOTAL FIRST DOWNS	20	26
By Rushing	3	9
By Passing	17	13
By Penalty	0	4
THIRD DOWN EFFICIENCY	10-14-71%	8-13-62%
FOURTH DOWN EFFICIENCY	0-1-0%	0-0-0%
TOTAL NET YARDS	383	467
Total Offensive Plays (inc. times thrown passing)	59	68
Average gain per offensive play	6.5	6.9
NET YARDS RUSHING	81	210
Total Rushing Plays	21	35
Average gain per rushing play	3.9	6.0
Tackles for a loss-number and yards	0-0	7-12
NET YARDS PASSING	302	257
Times thrown - yards lost attempting to pass	2-20	4-11
Gross yards passing	322	268
PASS ATTEMPTS-COMPLETIONS-HAD INTERCEPTED	36-24-0	29-20-1
Avg gain per pass play (inc.# thrown passing)	7.9	7.8
KICKOFFS Number-In End Zone-Touchbacks	7-6-3	7-6-4
PUNTS Number and Average	3-53.3	3-44.3
Had Blocked	0	0
FGs - PATs Had Blocked	0-0	0-0
Net Punting Average	43.0	38.3
TOTAL RETURN YARDAGE (Not Including Kickoffs)	23	11
No. and Yards Punt Returns	2-18	2-11
No. and Yards Kickoff Returns	3-54	4-80
No. and Yards Interception Returns	1-5	0-0
PENALTIES Number and Yards	6-21	4-38
FUMBLES Number and Lost	1-1	1-1
TOUCHDOWNS	6	6
Rushing	1	2
Passing	5	3
Fumbles	0	1
EXTRA POINTS Made-Attempts	3-6	6-6
Kicking Made-Attempts	3-5	6-6
Passing Made-Attempts	0-1	0-0
FIELD GOALS Made-Attempts	0-0	0-0
RED ZONE EFFICIENCY	6-6-100%	3-4-75%
GOAL TO GO EFFICIENCY	6-6-100%	2-3-67%
SAFETIES	0	0
FINAL SCORE	39	42
TIME OF POSSESSION	26:26	33:34

Final Individual Statistics

Jacksonville Jaguars

RUSHING	ATT	YDS	AVG	LG	TD
T.Yeldon	15	57	3.8	9	1
D.Robinson	3	21	7.0	13	0
M.Lee	1	4	4.0	4	0
B.Bortles	2	-1	-0.5	0	0
Total	21	81	3.9	13	1

PASSING	ATT	CMP	YDS	SK/YD	TD	LG	IN	RT
B.Bortles	36	24	322	2/20	5	67	0	134.5
Total	36	24	322	2/20	5	67	0	134.5

PASS RECEIVING	TAR	REC	YDS	AVG	LG	TD
A.Robinson	15	10	153	15.3	44	3
T.Yeldon	4	4	79	19.8	67	0
B.Walters	2	2	18	9.0	12	0
J.Thomas	5	2	15	7.5	9	1
R.Greene	3	2	15	7.5	13	1
M.Lee	4	1	17	17.0	17	0
T.Alualu	1	1	16	16.0	16	0
M.Lewis	1	1	7	7.0	7	0
D.Robinson	1	1	2	2.0	2	0
Total	36	24	322	13.4	67	5

INTERCEPTIONS	NO	YDS	AVG	LG	TD
D.House	1	5	5.0	5	0
Total	1	5	5.0	5	0

PUNTING	NO	YDS	AVG	NET	TB	IN20	LG
B.Anger	3	160	53.3	43.0	1	0	58
Total	3	160	53.3	43.0	1	0	58

PUNT RETURNS	NO	YDS	AVG	FC	LG	TD
R.Greene	1	14	14.0	0	14	0
B.Walters	1	4	4.0	1	4	0
Total	2	18	9.0	1	14	0

KICKOFF RETURNS	NO	YDS	AVG	FC	LG	TD
D.Robinson	2	54	27.0	0	31	0
A.Jones	1	0	0.0	0	0	0
[TOUCHBACK]	4	0	0.0	0	0	0
Total	3	54	18.0	0	31	0

Tennessee Titans

RUSHING	ATT	YDS	AVG	LG	TD
M.Mariota	9	112	12.4	87	1
A.Andrews	13	58	4.5	22	1
D.Cobb	13	40	3.1	10	0
Total	35	210	6.0	87	2

PASSING	ATT	CMP	YDS	SK/YD	TD	LG	IN	RT
M.Mariota	29	20	268	4/11	3	47	1	118.2
Total	29	20	268	4/11	3	47	1	118.2

PASS RECEIVING	TAR	REC	YDS	AVG	LG	TD
D.Walker	12	8	92	11.5	29	1
D.Green-Beckham	6	5	119	23.8	47	1
K.Wright	4	3	28	9.3	10	0
C.Stevens	2	2	11	5.5	10	1
A.Andrews	1	1	10	10.0	10	0
H.Douglas	3	1	8	8.0	8	0
B.Sankey	1	0	0	0.0	0	0
Total	29	20	268	13.4	47	3

INTERCEPTIONS	NO	YDS	AVG	LG	TD
Total	0	0	0	0	0

PUNTING	NO	YDS	AVG	NET	TB	IN20	LG
B.Kern	3	133	44.3	38.3	0	1	51
Total	3	133	44.3	38.3	0	1	51

PUNT RETURNS	NO	YDS	AVG	FC	LG	TD
P.Cox	2	11	5.5	0	9	0
[TOUCHBACK]	1	0	0.0	0	0	0
Total	2	11	5.5	0	9	0

KICKOFF RETURNS	NO	YDS	AVG	FC	LG	TD
T.McBride	4	80	20.0	0	30	0
[TOUCHBACK]	3	0	0.0	0	0	0
Total	4	80	20.0	0	30	0

Jacksonville Jaguars

FUMBLES	FUM	LOST	OWN-REC	YDS	TD	FORCED	OPP-REC	YDS	TD	OUT-BDS
S.Wisniewski	1	1	0	-23	0	0	0	0	0	0
T.Smith	0	0	0	0	0	1	0	0	0	0
R.Davis	0	0	0	0	0	0	1	0	0	0
Total	1	1	0	-23	0	1	1	0	0	0

Tennessee Titans

FUMBLES	FUM	LOST	OWN-REC	YDS	TD	FORCED	OPP-REC	YDS	TD	OUT-BDS
M.Mariota	1	1	0	0	0	0	0	0	0	0
W.Woodyard	0	0	0	0	0	0	1	3	1	0
Total	1	1	0	0	0	0	1	3	1	0

TEN wins the coin toss and elects to defer. JAX elects to Receive, and TEN elects to defend the south goal.

R.Succop kicks 65 yards from TEN 35 to end zone, Touchback.

Jacksonville Jaguars at 15:00

- 1-10-JAX 20 (15:00) T.Yeldon right guard to JAX 25 for 5 yards (J.Casey; S.Hill).
- 2-5-JAX 25 (14:22) B.Bortles pass incomplete short right to M.Lee (C.Sensabaugh).
- 3-5-JAX 25 (14:16) (Shotgun) B.Bortles pass short middle to A.Robinson to JAX 29 for 4 yards (C.Sensabaugh).
- 4-1-JAX 29 (13:39) (Punt formation) B.Anger punts 50 yards to TEN 21, Center-C.Tinker. P.Cox to TEN 23 for 2 yards (C.Tinker).

Tennessee Titans at 13:27

- 1-10-TEN 23 (13:27) A.Andrews right guard to TEN 25 for 2 yards (J.Cyprien).
- 2-8-TEN 25 (12:51) (Shotgun) M.Mariota pass incomplete deep right to H.Douglas.
- 3-8-TEN 25 (12:46) (Shotgun) PENALTY on TEN-T.Lewan, False Start, 5 yards, enforced at TEN 25 - No Play.
- 3-13-TEN 20 (12:46) (Shotgun) M.Mariota pass incomplete short middle to K.Wright.
- 4-13-TEN 20 (12:42) (Punt formation) B.Kern punts 51 yards to JAX 29, Center-B.Brinkley. R.Greene to JAX 43 for 14 yards (P.Supernaw).

Jacksonville Jaguars at 12:30

- 1-10-JAX 43 (12:30) T.Yeldon left tackle to JAX 45 for 2 yards (W.Woodyard; A.Williamson).
- 2-8-JAX 45 (11:52) T.Yeldon up the middle to JAX 48 for 3 yards (D.Searcy).
- 3-5-JAX 48 (11:08) (Shotgun) B.Bortles pass incomplete deep left to M.Lee (P.Cox).
- 4-5-JAX 48 (11:02) (Punt formation) B.Anger punts 52 yards to end zone, Center-C.Tinker, Touchback.

Tennessee Titans at 10:53

- 1-10-TEN 20 (10:53) M.Mariota pass incomplete short right to D.Walker (D.Gratz).
- 2-10-TEN 20 (10:49) (Shotgun) D.Cobb up the middle to TEN 19 for -1 yards (T.Smith).
- 3-11-TEN 19 (10:11) (Shotgun) M.Mariota pass deep right to D.Green-Beckham to TEN 45 for 26 yards (J.Evans). P1
- 1-10-TEN 45 (9:25) M.Mariota pass incomplete deep left to D.Walker.
- 2-10-TEN 45 (9:21) D.Cobb left guard to JAX 46 for 9 yards (D.Gratz).
- 3-1-JAX 46 (8:39) (Shotgun) M.Mariota pass short left to K.Wright to JAX 37 for 9 yards (P.Posluszny). P2
- 1-10-JAX 37 (8:00) (Shotgun) M.Mariota right end to JAX 30 for 7 yards (P.Posluszny).
- 2-3-JAX 30 (7:20) PENALTY on JAX-J.Odrick, Neutral Zone Infraction, 5 yards, enforced at JAX 30 - No Play. X3
- 1-10-JAX 25 (7:05) D.Cobb right end to JAX 19 for 6 yards (P.Posluszny).
- 2-4-JAX 19 (6:27) D.Cobb left guard to JAX 20 for -1 yards (T.Alualu).
- 3-5-JAX 20 (5:47) (Shotgun) M.Mariota pass short middle to K.Wright to JAX 11 for 9 yards (P.Posluszny). P4
- 1-10-JAX 11 (5:07) D.Cobb right guard to JAX 10 for 1 yard (T.Armbrister).
- 2-9-JAX 10 (4:21) M.Mariota pass short middle to C.Stevens for 10 yards, TOUCHDOWN. P5
- R.Succop extra point is GOOD, Center-B.Brinkley, Holder-B.Kern.

JAX 0 TEN 7, 12 plays, 80 yards, 1 penalty, 6:38 drive, 10:45 elapsed

R.Succop kicks 71 yards from TEN 35 to JAX -6. D.Robinson to JAX 25 for 31 yards (J.Fowler).

Jacksonville Jaguars at 4:15, (1st play from scrimmage 4:10)

- 1-10-JAX 25 (4:10) T.Yeldon right guard to JAX 28 for 3 yards (D.Bass).
- 2-7-JAX 28 (3:30) T.Yeldon right guard to JAX 34 for 6 yards (A.Woods; D.Bass).
- 3-1-JAX 34 (2:42) B.Bortles pass short left to T.Alualu pushed ob at 50 for 16 yards (D.Searcy). P1
- 1-10-50 (2:13) (Shotgun) B.Bortles pass incomplete short right to R.Greene.
- 2-10-50 (2:10) T.Yeldon left guard to TEN 44 for 6 yards (D.Searcy).
- 3-4-TEN 44 (1:30) (Shotgun) B.Bortles pass short middle to M.Lewis to TEN 37 for 7 yards (A.Williamson). P2
- 1-10-TEN 37 (:53) M.Lee right end to TEN 33 for 4 yards (M.Griffin; Z.Brown).
- 2-6-TEN 33 (:11) (Shotgun) B.Bortles pass incomplete short left to J.Thomas.
- 3-6-TEN 33 (:08) (Shotgun) B.Bortles pass deep right to A.Robinson to TEN 2 for 31 yards (B.Wreh-Wilson). P3

END OF QUARTER

	Score	Time Poss	First Downs				Efficiencies	
			R	P	X	T	3 Down	4 Down
Jacksonville Jaguars	0	7:25	0	3	0	3	3/5	0/0
Tennessee Titans	7	7:35	0	4	1	5	3/4	0/0

Second Quarter

12/6/2015

Play By Play

Jacksonville Jaguars continued.

<u>1-2-TEN 2</u>	(15:00) B.Bortles pass short left to R.Greene for 2 yards, TOUCHDOWN. J.Myers extra point is No Good, Wide Right, Center-C.Tinker, Holder-B.Anger.	P4
------------------	---	----

JAX 6 TEN 7, 10 plays, 75 yards, 4:19 drive, 0:04 elapsed

J.Myers kicks 68 yards from JAX 35 to TEN -3. T.McBride to TEN 10 for 13 yards (D.Robinson).

Tennessee Titans at 14:56, (1st play from scrimmage 14:51)

1-10-TEN 10	(14:51) A.Andrews right guard to TEN 32 for 22 yards (S.Brown).	R6
<u>1-10-TEN 32</u>	(14:06) M.Mariota pass short right to D.Walker to TEN 41 for 9 yards (D.Gratz; P.Posluszny).	
2-1-TEN 41	(13:20) A.Andrews right guard to TEN 43 for 2 yards (R.Miller; T.Armbrister).	R7
<u>1-10-TEN 43</u>	(12:39) PENALTY on JAX-R.Miller, Encroachment, 5 yards, enforced at TEN 43 - No Play.	
1-5-TEN 48	(12:24) M.Mariota pass short middle to A.Andrews to JAX 42 for 10 yards (J.Cyprien).	P8
<u>1-10-JAX 42</u>	(11:43) A.Andrews left end to JAX 39 for 3 yards (S.Brown; P.Posluszny).	
2-7-JAX 39	(11:06) (Shotgun) M.Mariota pass incomplete short left to B.Sankey.	
3-7-JAX 39	(11:02) (Shotgun) M.Mariota pass short right to D.Walker pushed ob at JAX 10 for 29 yards (P.Posluszny).	P9
<u>1-10-JAX 10</u>	(10:06) A.Andrews right guard to JAX 6 for 4 yards (D.House).	
2-6-JAX 6	(9:27) (Shotgun) M.Mariota right end pushed ob at JAX 7 for -1 yards (D.House).	
3-7-JAX 7	(8:51) (Shotgun) M.Mariota pass short middle to D.Walker for 7 yards, TOUCHDOWN. R.Succop extra point is GOOD, Center-B.Brinkley, Holder-B.Kern.	P10

JAX 6 TEN 14, 10 plays, 90 yards, 1 penalty, 6:11 drive, 6:15 elapsed

R.Succop kicks 69 yards from TEN 35 to JAX -4. D.Robinson to JAX 19 for 23 yards (P.Supernaw).

Jacksonville Jaguars at 8:45, (1st play from scrimmage 8:40)

1-10-JAX 19	(8:40) B.Bortles pass incomplete short right to A.Robinson (D.Bass).	
2-10-JAX 19	(8:36) T.Yeldon left tackle to JAX 23 for 4 yards (S.Hill; A.Williamson).	
3-6-JAX 23	(7:54) (Shotgun) B.Bortles sacked at JAX 14 for -9 yards (J.Casey).	
4-15-JAX 14	(7:14) (Punt formation) B.Anger punts 58 yards to TEN 28, Center-C.Tinker. P.Cox to TEN 37 for 9 yards (C.Harbor).	

Tennessee Titans at 7:00

1-10-TEN 37	(7:00) M.Mariota pass short right to D.Green-Beckham to TEN 46 for 9 yards (T.Smith).	
2-1-TEN 46	(6:24) D.Cobb left guard to JAX 47 for 7 yards (J.Cyprien).	R11
<u>1-10-JAX 47</u>	(5:46) M.Mariota pass deep right intended for D.Green-Beckham INTERCEPTED by D.House at JAX 29. D.House to JAX 34 for 5 yards (D.Cobb).	

Jacksonville Jaguars at 5:37

1-10-JAX 34	(5:37) B.Bortles pass short right to R.Greene ran ob at JAX 47 for 13 yards.	P5
<u>1-10-JAX 47</u>	(5:10) T.Yeldon left guard to TEN 46 for 7 yards (A.Williamson).	
2-3-TEN 46	(4:34) T.Yeldon right end to TEN 44 for 2 yards (J.Casey; D.Jones).	
3-1-TEN 44	(3:50) (Shotgun) B.Bortles pass short left to A.Robinson to TEN 18 for 26 yards (M.Griffin).	P6
<u>1-10-TEN 18</u>	(3:02) B.Bortles pass short middle to M.Lee to TEN 1 for 17 yards (M.Griffin).	P7
<u>1-1-TEN 1</u>	(2:15) B.Bortles pass incomplete short middle to J.Thomas.	
2-1-TEN 1	(2:10) T.Yeldon left tackle to TEN 1 for no gain (B.Orakpo; W.Woodyard).	

Two-Minute Warning

3-1-TEN 1	(2:00) T.Yeldon right guard for 1 yard, TOUCHDOWN. (Pass formation) TWO-POINT CONVERSION ATTEMPT. B.Bortles pass to J.Thomas is incomplete. ATTEMPT FAILS.	R8
-----------	---	----

JAX 12 TEN 14, 8 plays, 66 yards, 3:45 drive, 13:08 elapsed

J.Myers kicks 70 yards from JAX 35 to TEN -5. T.McBride to TEN 25 for 30 yards (J.Tripp; H.Pullard).

Tennessee Titans at 1:52, (1st play from scrimmage 1:45)

1-10-TEN 25	(1:45) (Shotgun) M.Mariota pass incomplete short right to D.Walker.	
2-10-TEN 25	(1:42) (Shotgun) M.Mariota pass incomplete short right to H.Douglas.	
3-10-TEN 25	(1:37) (Shotgun) M.Mariota pass deep middle to D.Green-Beckham to TEN 45 for 20 yards (D.House). Timeout #1 by TEN at 01:29.	P12
<u>1-10-TEN 45</u>	(1:29) (Shotgun) M.Mariota pass short right to D.Walker to TEN 48 for 3 yards (P.Posluszny; J.Cyprien).	
2-7-TEN 48	(1:08) (No Huddle, Shotgun) M.Mariota pass short left to K.Wright to JAX 42 for 10 yards (P.Posluszny). TEN-K.Wright was injured during the play. His return is Questionable. Timeout #2 by TEN at 00:55. Timeout is charged to TEN due to injury on the previous play.	P13

Jacksonville Jaguars vs Tennessee Titans at Nissan Stadium

<u>1-10-JAX 42</u>	(:55) (Shotgun) M.Mariota pass deep middle to D.Green-Beckham to JAX 25 for 17 yards (J.Cyprien).	P14
<u>1-10-JAX 25</u>	(:36) (No Huddle, Shotgun) M.Mariota pass short right to H.Douglas to JAX 17 for 8 yards (D.House).	
2-2-JAX 17	(:15) (No Huddle, Shotgun) M.Mariota pass short left to D.Walker to JAX 1 for 16 yards (D.Gratz).	P15
	Timeout #3 by TEN at 00:05.	
<u>1-1-JAX 1</u>	(:05) A.Andrews left tackle for 1 yard, TOUCHDOWN.	R16
	R.Succop extra point is GOOD, Center-B.Brinkley, Holder-B.Kern.	

JAX 12 TEN 21, 9 plays, 75 yards, 1:50 drive, 14:58 elapsed

R.Succop kicks 43 yards from TEN 35 to JAX 22. A.Jones (didn't try to advance) to JAX 22 for no gain.

Jacksonville Jaguars at 0:02, (1st play from scrimmage 0:01)

1-10-JAX 22 (:01) B.Bortles kneels to JAX 21 for -1 yards.

END OF QUARTER	Score	Time Poss	First Downs				Efficiencies	
			R	P	X	T	3 Down	4 Down
Jacksonville Jaguars	12	5:36	1	4	0	5	2/3	0/0
Tennessee Titans	21	9:24	4	7	0	11	3/3	0/0

12/6/2015 at Nissan Stadium

TIME

12/6/2015 at Nissan Stadium

[illegible]

Third Quarter

12/6/2015

Play By Play

TEN elects to Receive, and JAX elects to defend the South goal.

J.Myers kicks 65 yards from JAX 35 to end zone, Touchback.

Tennessee Titans at 15:00

1-10-TEN 20	(15:00) A.Andrews left guard to TEN 36 for 16 yards (J.Evans; J.Cyprien).	R17
	PENALTY on TEN-P.Supernaw, Unnecessary Roughness, 15 yards, enforced between downs.	
<u>1-10-TEN 21</u>	(14:38) A.Andrews left end to TEN 23 for 2 yards (P.Posluszny).	
2-8-TEN 23	(13:57) M.Mariota pass short left to C.Stevens to TEN 24 for 1 yard (T.Smith).	
3-7-TEN 24	(13:13) (Shotgun) M.Mariota sacked at TEN 22 for -2 yards (S.Brown).	
4-9-TEN 22	(12:35) (Punt formation) B.Kern punts 46 yards to JAX 32, Center-B.Brinkley. B.Walters to JAX 36 for 4 yards (S.Johnson).	

Jacksonville Jaguars at 12:25

1-10-JAX 36	(12:25) T.Yeldon left tackle to JAX 36 for no gain (P.Cox).	
2-10-JAX 36	(11:49) (Shotgun) B.Bortles pass short left to A.Robinson pushed ob at JAX 45 for 9 yards (M.Griffin).	
3-1-JAX 45	(11:10) B.Bortles pass short right to T.Yeldon ran ob at JAX 48 for 3 yards.	P9
<u>1-10-JAX 48</u>	(10:38) (Shotgun) B.Bortles pass incomplete deep right to A.Robinson.	
2-10-JAX 48	(10:33) T.Yeldon right end to TEN 47 for 5 yards (D.Jones; A.Williamson).	
3-5-TEN 47	(9:52) (Shotgun) B.Bortles pass short left to B.Walters to TEN 35 for 12 yards (P.Cox).	P10
<u>1-10-TEN 35</u>	(9:12) (Shotgun) B.Bortles pass short left to D.Robinson to TEN 33 for 2 yards (B.Orakpo).	
2-8-TEN 33	(8:34) D.Robinson right guard to TEN 32 for 1 yard (K.Klug).	
3-7-TEN 32	(7:52) (Shotgun) B.Bortles pass short middle to A.Robinson to TEN 17 for 15 yards (M.Griffin).	P11
<u>1-10-TEN 17</u>	(7:08) (Shotgun) B.Bortles pass short right to T.Yeldon pushed ob at TEN 14 for 3 yards (D.Bass).	
2-7-TEN 14	(6:30) T.Yeldon left end to TEN 5 for 9 yards (D.Jones; A.Woods).	R12
<u>1-5-TEN 5</u>	(5:46) (Shotgun) B.Bortles pass incomplete short right to M.Lee.	
2-5-TEN 5	(5:41) (Shotgun) T.Yeldon up the middle to TEN 1 for 4 yards (B.Orakpo).	
3-1-TEN 1	(5:01) (Shotgun) B.Bortles pass short right to A.Robinson for 1 yard, TOUCHDOWN.	P13
	J.Myers extra point is GOOD, Center-C.Tinker, Holder-B.Anger.	

JAX 19 TEN 21, 14 plays, 64 yards, 7:33 drive, 10:08 elapsed
--

J.Myers kicks 65 yards from JAX 35 to end zone, Touchback.

Tennessee Titans at 4:52

1-10-TEN 20	(4:52) M.Mariota scrambles right end ran ob at TEN 22 for 2 yards (J.Tripp).	
	PENALTY on JAX-D.House, Defensive Holding, 5 yards, enforced at TEN 22.	X18
<u>1-10-TEN 27</u>	(4:40) D.Cobb left tackle to TEN 27 for no gain (P.Posluszny).	
2-10-TEN 27	(3:56) (Shotgun) M.Mariota left end to TEN 31 for 4 yards (T.Smith).	
3-6-TEN 31	(3:10) (Shotgun) M.Mariota pass incomplete short middle to K.Wright.	
	PENALTY on JAX-J.Cyprien, Defensive Holding, 5 yards, enforced at TEN 31 - No Play.	X19
<u>1-10-TEN 36</u>	(3:05) D.Cobb right guard to TEN 40 for 4 yards (T.Smith; J.Tripp).	
2-6-TEN 40	(2:40) D.Cobb right guard to 50 for 10 yards (S.Brown).	R20
<u>1-10-50</u>	(1:53) M.Mariota sacked at 50 for 0 yards (T.Smith).	
2-10-50	(1:08) (Shotgun) M.Mariota left end pushed ob at JAX 39 for 11 yards (D.Gratz).	R21
<u>1-10-JAX 39</u>	(:27) M.Mariota sacked at JAX 47 for -8 yards (T.Alualu).	

END OF QUARTER

	Score	Time Poss	First Downs				Efficiencies	
			R	P	X	T	3 Down	4 Down
Jacksonville Jaguars	19	7:33	1	4	0	5	4/4	0/0
Tennessee Titans	21	7:27	3	0	2	5	0/1	0/0

Fourth Quarter

12/6/2015

Play By Play

Tennessee Titans continued.

2-18-JAX 47	(15:00) (Shotgun) M.Mariota pass deep middle to D.Green-Beckham for 47 yards, TOUCHDOWN.	P22
R.Succop extra point is GOOD, Center-B.Brinkley, Holder-B.Kern.		

JAX 19 TEN 28, 9 plays, 80 yards, 2 penalties, 5:03 drive, 0:11 elapsed

R.Succop kicks 65 yards from TEN 35 to end zone, Touchback.

Jacksonville Jaguars at 14:49

1-10-JAX 20	(14:49) B.Bortles pass deep right to A.Robinson to TEN 36 for 44 yards (M.Griffin).	P14
<u>1-10-TEN 36</u>	(14:07) (Shotgun) D.Robinson right tackle to TEN 23 for 13 yards (B.Webb).	R15
<u>1-10-TEN 23</u>	(13:24) B.Bortles pass incomplete deep middle to J.Thomas.	
2-10-TEN 23	(13:19) (Shotgun) D.Robinson left guard to TEN 16 for 7 yards (B.Orakpo).	
3-3-TEN 16	(12:38) (Shotgun) B.Bortles pass short middle to A.Robinson to TEN 8 for 8 yards (M.Griffin).	P16
<u>1-8-TEN 8</u>	(11:59) (Shotgun) B.Bortles pass short right to A.Robinson for 8 yards, TOUCHDOWN.	P17
J.Myers extra point is No Good, Wide Left, Center-C.Tinker, Holder-B.Anger.		

JAX 25 TEN 28, 6 plays, 80 yards, 2:57 drive, 3:08 elapsed
--

J.Myers kicks 68 yards from JAX 35 to TEN -3. T.McBride to TEN 20 for 23 yards (S.Brown).

PENALTY on TEN-J.Staples, Offensive Holding, 8 yards, enforced at TEN 16.

Tennessee Titans at 11:52, (1st play from scrimmage 11:46)

1-10-TEN 8	(11:46) A.Andrews right tackle to TEN 11 for 3 yards (J.Cyprien).	
2-7-TEN 11	(11:05) (Shotgun) A.Andrews right guard to TEN 10 for -1 yards (J.Odrick).	
3-8-TEN 10	(10:22) (Shotgun) M.Mariota sacked at TEN 5 for -5 yards (T.Smith). FUMBLES (T.Smith) [T.Smith], RECOVERED by JAX-R.Davis at TEN 9. R.Davis to TEN 9 for no gain (Q.Spain).	

Jacksonville Jaguars at 10:14

1-9-TEN 9	(10:14) B.Bortles pass short middle to J.Thomas for 9 yards, TOUCHDOWN.	P18
J.Myers extra point is GOOD, Center-C.Tinker, Holder-B.Anger.		

JAX 32 TEN 28, 1 plays, 9 yards, 0:05 drive, 4:51 elapsed

J.Myers kicks 63 yards from JAX 35 to TEN 2. T.McBride to TEN 20 for 18 yards (D.Robinson).

PENALTY on TEN-P.Supernaw, Unnecessary Roughness, 10 yards, enforced at TEN 20.

Tennessee Titans at 10:09, (1st play from scrimmage 10:04)

1-10-TEN 10	(10:04) (Shotgun) M.Mariota pass short middle to D.Walker to TEN 15 for 5 yards (T.Smith).	
2-5-TEN 15	(9:28) D.Cobb left end to TEN 13 for -2 yards (P.Posluszny).	
3-7-TEN 13	(8:45) (Shotgun) M.Mariota scrambles left guard for 87 yards, TOUCHDOWN.	R23
R.Succop extra point is GOOD, Center-B.Brinkley, Holder-B.Kern.		

JAX 32 TEN 35, 3 plays, 90 yards, 1:39 drive, 6:30 elapsed
--

R.Succop kicks 65 yards from TEN 35 to end zone, Touchback.

Jacksonville Jaguars at 8:30

1-10-JAX 20	(8:30) B.Bortles pass short right to T.Yeldon to JAX 26 for 6 yards (C.Sensabaugh).	
2-4-JAX 26	(7:54) (Shotgun) B.Bortles Aborted. S.Wisniewski FUMBLES at JAX 26, RECOVERED by TEN-W.Woodyard at JAX 3. W.Woodyard for 3 yards, TOUCHDOWN.	

Tennessee Titans at 7:46

R.Succop extra point is GOOD, Center-B.Brinkley, Holder-B.Kern.		
---	--	--

JAX 32 TEN 42, 0 plays, 3 yards, 0:00 drive , 7:14 elapsed
--

R.Succop kicks 65 yards from TEN 35 to end zone, Touchback.

Jacksonville Jaguars at 7:46

1-10-JAX 20	(7:46) (Shotgun) B.Bortles pass short middle to J.Thomas to JAX 26 for 6 yards (M.Griffin; A.Williamson).	
2-4-JAX 26	(7:23) (No Huddle, Shotgun) B.Bortles pass short middle to T.Yeldon to TEN 7 for 67 yards (M.Griffin).	P19
<u>1-7-TEN 7</u>	(6:36) (No Huddle, Shotgun) B.Bortles pass incomplete short left to A.Robinson.	
2-7-TEN 7	(6:32) (Shotgun) B.Bortles pass short middle to A.Robinson for 7 yards, TOUCHDOWN.	P20
J.Myers extra point is GOOD, Center-C.Tinker, Holder-B.Anger.		

JAX 39 TEN 42, 4 plays, 80 yards, 1:18 drive, 8:32 elapsed
--

J.Myers kicks 65 yards from JAX 35 to end zone, Touchback.

Tennessee Titans at 6:28

1-10-TEN 20	(6:28) M.Mariota scrambles right end to TEN 28 for 8 yards (J.Cyprien).	
-------------	---	--

Jacksonville Jaguars vs Tennessee Titans at Nissan Stadium

2-2-TEN 28	(5:41) D.Cobb right tackle to TEN 36 for 8 yards (J.Tripp; J.Evans).	R24
<u>1-10-TEN 36</u>	(4:55) D.Cobb up the middle to TEN 35 for -1 yards (A.Branch; J.Cyprien).	
2-11-TEN 35	(4:09) (Shotgun) M.Mariota pass incomplete short right to D.Walker.	
3-11-TEN 35	(4:06) (Shotgun) M.Mariota pass short middle to D.Walker to JAX 49 for 16 yards (J.Cyprien; J.Evans).	P25
	Timeout #1 by JAX at 03:54.	
<u>1-10-JAX 49</u>	(3:54) D.Cobb right tackle to JAX 49 for no gain (D.Gratz).	
	Timeout #2 by JAX at 03:50.	
2-10-JAX 49	(3:50) M.Mariota pass short right to D.Walker to JAX 42 for 7 yards (J.Cyprien).	
	Timeout #3 by JAX at 03:43.	
3-3-JAX 42	(3:43) (Shotgun) M.Mariota left end to JAX 47 for -5 yards (P.Posluszny).	
4-8-JAX 47	(2:57) (Punt formation) B.Kern punts 36 yards to JAX 11, Center-B.Brinkley, fair catch by B.Walters.	
Jacksonville Jaguars at 2:50		
1-10-JAX 11	(2:50) (Shotgun) B.Bortles pass incomplete short left to A.Robinson (B.Orakpo).	
2-10-JAX 11	(2:45) (Shotgun) B.Bortles pass short middle to B.Walters to JAX 17 for 6 yards (C.Sensabaugh).	
3-4-JAX 17	(2:14) (No Huddle, Shotgun) B.Bortles pass incomplete short right to A.Robinson (B.Webb).	
4-4-JAX 17	(2:08) (Shotgun) B.Bortles sacked at JAX 6 for -11 yards (sack split by D.Searcy and K.Klug).	
Tennessee Titans at 2:02		
1-6-JAX 6	(2:02) A.Andrews right guard to JAX 2 for 4 yards (D.House; T.Smith).	
Two-Minute Warning		
2-2-JAX 2	(1:56) A.Andrews left tackle to JAX 2 for no gain (J.Evans; T.Armbrister).	
	Timeout #1 by TEN at 01:10.	
3-2-JAX 2	(1:10) PENALTY on JAX-M.Bennett, Encroachment, 1 yard, enforced at JAX 2 - No Play.	
3-1-JAX 1	(1:10) A.Andrews left guard to JAX 1 for no gain (R.Miller).	
	Timeout #2 by TEN at 00:23.	
4-1-JAX 1	(:23) M.Mariota pass incomplete short middle to C.Stevens [J.Cyprien].	
	PENALTY on JAX-A.Branch, Defensive Pass Interference, 0 yards, enforced at JAX 1 - No Play.	X26
<u>1-1-JAX 1</u>	(:19) M.Mariota kneels to JAX 2 for -1 yards.	

END OF QUARTER

	Score	Time Poss	First Downs				Efficiencies	
			R	P	X	T	3 Down	4 Down
Jacksonville Jaguars	39	5:52	1	6	0	7	1/2	0/1
Tennessee Titans	42	9:08	2	2	1	5	2/5	0/0

Final Defensive Statistics

Jacksonville Jaguars	Regular Defensive Plays												Special Teams					Misc			
	TKL	AST	COMB	SK	/ YDS	TFL	Q	IN	PD	FF	FR		TKL	AST	FF	FR	BL	TKL	AST	FF	FR
P.Posluszny	10	3	13	0	0	2	0	0	0	0	0	0	0	0	0	0	0	0	0	0	0
J.Cyprien	7	4	11	0	0	0	0	0	0	0	0	0	0	0	0	0	0	0	0	0	0
T.Smith	7	2	9	2	1	1	2	0	0	1	0	0	0	0	0	0	0	0	0	0	0
D.Gratz	4	1	5	0	0	0	0	0	1	0	0	0	0	0	0	0	0	0	0	0	0
D.House	4	1	5	0	0	1	0	1	1	0	0	0	0	0	0	0	0	0	0	0	0
J.Evans	1	4	5	0	0	0	0	0	0	0	0	0	0	0	0	0	0	0	0	0	0
S.Brown	3	1	4	1	2	1	1	0	0	0	0	0	1	0	0	0	0	0	0	0	0
J.Tripp	1	2	3	0	0	0	0	0	0	0	0	0	0	1	0	0	0	0	0	0	0
T.Armbrister	1	2	3	0	0	0	0	0	0	0	0	0	0	0	0	0	0	0	0	0	0
T.Alualu	2	0	2	1	8	2	1	0	0	0	0	0	0	0	0	0	0	0	0	0	0
R.Miller	1	1	2	0	0	0	0	0	0	0	0	0	0	0	0	0	0	0	0	0	0
J.Odrick	1	0	1	0	0	1	0	0	0	0	0	0	0	0	0	0	0	0	0	0	0
A.Branch	0	1	1	0	0	0	0	0	0	0	0	0	0	0	0	0	0	0	0	0	0
R.Davis	0	0	0	0	0	0	0	0	0	0	1	0	0	0	0	0	0	0	0	0	0
D.Robinson	0	0	0	0	0	0	0	0	0	0	0	0	2	0	0	0	0	0	0	0	0
C.Tinker	0	0	0	0	0	0	0	0	0	0	0	0	1	0	0	0	0	0	0	0	0
C.Harbor	0	0	0	0	0	0	0	0	0	0	0	0	1	0	0	0	0	0	0	0	0
H.Pullard	0	0	0	0	0	0	0	0	0	0	0	0	0	1	0	0	0	0	0	0	0
Total	42	22	64	4	11	8	4	1	2	1	1	5	2	0	0	0	0	0	0	0	0

TKL = Tackle AST = Assist COMB = Combined QH=QB Hit IN = Interception PD = Pass Defense FF = Forced Fumble FR = Fumble Recovery

Tennessee Titans	Regular Defensive Plays												Special Teams					Misc			
	TKL	AST	COMB	SK	/ YDS	TFL	QH	IN	PD	FF	FR		TKL	AST	FF	FR	BL	TKL	AST	FF	FR
M.Griffin	7	2	9	0	0	0	0	0	0	0	0	0	0	0	0	0	0	0	0	0	0
A.Williamson	2	4	6	0	0	0	0	0	0	0	0	0	0	0	0	0	0	0	0	0	0
D.Searcy	3	1	4	0.5	5.5	0	1	0	0	0	0	0	0	0	0	0	0	0	0	0	0
B.Orakpo	3	1	4	0	0	0	0	0	1	0	0	0	0	0	0	0	0	0	0	0	0
C.Sensabaugh	3	0	3	0	0	0	0	0	1	0	0	0	0	0	0	0	0	0	0	0	0
D.Bass	2	1	3	0	0	0	0	0	1	0	0	0	0	0	0	0	0	0	0	0	0
J.Casey	1	2	3	1	9	1	1	0	0	0	0	0	0	0	0	0	0	0	0	0	0
D.Jones	0	3	3	0	0	0	0	0	0	0	0	0	0	0	0	0	0	0	0	0	0
P.Cox	2	0	2	0	0	0	0	0	1	0	0	0	0	0	0	0	0	0	0	0	0
K.Klug	1	1	2	0.5	5.5	0	1	0	0	0	0	0	0	0	0	0	0	0	0	0	0
W.Woodyard	0	2	2	0	0	0	0	0	0	0	1	0	0	0	0	0	0	0	0	0	0
S.Hill	0	2	2	0	0	0	0	0	0	0	0	0	0	0	0	0	0	0	0	0	0
A.Woods	0	2	2	0	0	0	0	0	0	0	0	0	0	0	0	0	0	0	0	0	0
B.Webb	1	0	1	0	0	0	0	0	1	0	0	0	0	0	0	0	0	0	0	0	0
B.Wreh-Wilson	1	0	1	0	0	0	0	0	0	0	0	0	0	0	0	0	0	0	0	0	0
Z.Brown	0	1	1	0	0	0	0	0	0	0	0	0	0	0	0	0	0	0	0	0	0
P.Supernaw	0	0	0	0	0	0	0	0	0	0	0	0	2	0	0	0	0	0	0	0	0
J.Fowler	0	0	0	0	0	0	0	0	0	0	0	0	1	0	0	0	0	0	0	0	0
S.Johnson	0	0	0	0	0	0	0	0	0	0	0	0	1	0	0	0	0	0	0	0	0
D.Cobb	0	0	0	0	0	0	0	0	0	0	0	0	0	0	0	0	0	1	0	0	0
Q.Spain	0	0	0	0	0	0	0	0	0	0	0	0	0	0	0	0	0	1	0	0	0
Total	26	22	48	2	20	1	3	0	5	0	1	4	0	0	0	0	0	2	0	0	0

Ball Possession And Drive Chart

Jacksonville Jaguars

#	Time Recd	Time Lost	Time Poss	How Ball Obtained	Drive Began	# Play	Yds Gain	Yds Pen	Net Yds	1st Down	Last Scrm	How Given Up
1	15:00	13:27	1:33	Kickoff	JAX 20	3	9	0	9	0	JAX 29	Punt
2	12:30	10:53	1:37	Punt	JAX 43	3	5	0	5	0	JAX 48	Punt
3	4:15	14:56	4:19	Kickoff	JAX 25	10	75	0	75	4	* TEN 2	Touchdown
4	8:45	7:00	1:45	Kickoff	JAX 19	3	-5	0	-5	0	JAX 14	Punt
5	5:37	1:52	3:45	Interception	JAX 34	8	66	0	66	4	* TEN 1	Touchdown
6	0:02	0:00	0:02	Kickoff	JAX 22	1	-1	0	-1	0	JAX 22	End of Half
7	12:25	4:52	7:33	Punt	JAX 36	14	64	0	64	5	* TEN 1	Touchdown
8	14:49	11:52	2:57	Kickoff	JAX 20	6	80	0	80	4	* TEN 8	Touchdown
9	10:14	10:09	0:05	Fumble	TEN 9	1	9	0	9	1	* TEN 9	Touchdown
10	8:30	7:46	0:44	Kickoff	JAX 20	2	-17	0	-17	0	JAX 26	Fumble
11	7:46	6:28	1:18	Kickoff	JAX 20	4	80	0	80	2	* TEN 7	Touchdown
12	2:50	2:02	0:48	Punt	JAX 11	4	-5	0	-5	0	JAX 17	Downs

(361) Average JAX 30

Tennessee Titans

#	Time Recd	Time Lost	Time Poss	How Ball Obtained	Drive Began	# Play	Yds Gain	Yds Pen	Net Yds	1st Down	Last Scrm	How Given Up
1	13:27	12:30	0:57	Punt	TEN 23	3	2	-5	-3	0	TEN 20	Punt
2	10:53	4:15	6:38	Punt	TEN 20	12	75	5	80	5	* JAX 10	Touchdown
3	14:56	8:45	6:11	Kickoff	TEN 10	10	85	5	90	5	* JAX 7	Touchdown
4	7:00	5:37	1:23	Punt	TEN 37	3	16	0	16	1	JAX 47	Interception
5	1:52	0:02	1:50	Kickoff	TEN 25	9	75	0	75	5	* JAX 1	Touchdown
6	15:00	12:25	2:35	Kickoff	TEN 20	4	17	-15	2	1	TEN 22	Punt
7	4:52	14:49	5:03	Kickoff	TEN 20	9	70	10	80	5	JAX 47	Touchdown
8	11:52	10:14	1:38	Kickoff	TEN 8	3	1	0	1	0	TEN 10	Fumble
9	10:09	8:30	1:39	Kickoff	TEN 10	3	90	0	90	1	TEN 13	Touchdown
10	6:28	2:50	3:38	Kickoff	TEN 20	8	33	0	33	2	JAX 47	Punt
11	2:02	0:00	2:02	Downs	JAX 6	4	3	1	4	1	* JAX 1	End of Game

(287) Average TEN 26

* inside opponent's 20

Time of Possession by Quarter		1st	2nd	3rd	4th	OT	Total
Visitor	Jacksonville Jaguars	7:25	5:36	7:33	5:52		26:26
Home	Tennessee Titans	7:35	9:24	7:27	9:08		33:34
Kickoff Drive No.-Start Average		Jaguars: 7 - JAX 21		Titans: 7 - TEN 16			

Miscellaneous Statistics Report

Jacksonville Jaguars vs Tennessee Titans

12/6/2015 at Nissan Stadium

Ten Longest Plays for Jacksonville Jaguars

Yards	Qtr	Play Start	Play Description
67	4	2-4-JAX 26	(7:23) (No Huddle, Shotgun) B.Bortles pass short middle to T.Yeldon to TEN 7 for 67 yards (M.Griffin).
44	4	1-10-JAX 20	(14:49) B.Bortles pass deep right to A.Robinson to TEN 36 for 44 yards (M.Griffin).
31	1	3-6-TEN 33	(:08) (Shotgun) B.Bortles pass deep right to A.Robinson to TEN 2 for 31 yards (B.Wreh-Wilson).
26	2	3-1-TEN 44	(3:50) (Shotgun) B.Bortles pass short left to A.Robinson to TEN 18 for 26 yards (M.Griffin).
17	2	1-10-TEN 18	(3:02) B.Bortles pass short middle to M.Lee to TEN 1 for 17 yards (M.Griffin).
16	1	3-1-JAX 34	(2:42) B.Bortles pass short left to T.Alualu pushed ob at 50 for 16 yards (D.Searcy).
15	3	3-7-TEN 32	(7:52) (Shotgun) B.Bortles pass short middle to A.Robinson to TEN 17 for 15 yards (M.Griffin).
13	2	1-10-JAX 34	(5:37) B.Bortles pass short right to R.Greene ran ob at JAX 47 for 13 yards.
13	4	1-10-TEN 36	(14:07) (Shotgun) D.Robinson right tackle to TEN 23 for 13 yards (B.Webb).
12	3	3-5-TEN 47	(9:52) (Shotgun) B.Bortles pass short left to B.Walters to TEN 35 for 12 yards (P.Cox).

Ten Longest Plays for Tennessee Titans

Yards	Qtr	Play Start	Play Description
87	4	3-7-TEN 13	(8:45) (Shotgun) M.Mariota scrambles left guard for 87 yards, TOUCHDOWN.
47	4	2-18-JAX 47	(15:00) (Shotgun) M.Mariota pass deep middle to D.Green-Beckham for 47 yards, TOUCHDOWN.
29	2	3-7-JAX 39	(11:02) (Shotgun) M.Mariota pass short right to D.Walker pushed ob at JAX 10 for 29 yards (P.Posluszny).
26	1	3-11-TEN 19	(10:11) (Shotgun) M.Mariota pass deep right to D.Green-Beckham to TEN 45 for 26 yards (J.Evans).
22	2	1-10-TEN 10	(14:51) A.Andrews right guard to TEN 32 for 22 yards (S.Brown).
20	2	3-10-TEN 25	(1:37) (Shotgun) M.Mariota pass deep middle to D.Green-Beckham to TEN 45 for 20 yards (D.House).
17	2	1-10-JAX 42	(:55) (Shotgun) M.Mariota pass deep middle to D.Green-Beckham to JAX 25 for 17 yards (J.Cyprien).
16	2	2-2-JAX 17	(:15) (No Huddle, Shotgun) M.Mariota pass short left to D.Walker to JAX 1 for 16 yards (D.Gratz).
16	3	1-10-TEN 20	(15:00) A.Andrews left guard to TEN 36 for 16 yards (J.Evans; J.Cyprien).
16	4	3-11-TEN 35	(4:06) (Shotgun) M.Mariota pass short middle to D.Walker to JAX 49 for 16 yards (J.Cyprien; J.Evans).

Touchdown Scoring Information

		Offense	Defense	Special Teams
VISITOR	Jacksonville Jaguars	6	0	0
HOME	Tennessee Titans	5	1	0

Player Scoring Information

Club	Player	TD	Rush TD	Rec TD	KO TD	Punt TD	Int TD	Fum TD	Misc TD	FG	XP	2Pt Rush	2Pt Rec	Sfty	Points
JAX	A.Robinson	0	0	3	0	0	0	0	0	0	0	0	0	0	18
JAX	T.Yeldon	0	1	0	0	0	0	0	0	0	0	0	0	0	6
JAX	R.Greene	0	0	1	0	0	0	0	0	0	0	0	0	0	6
JAX	J.Thomas	0	0	1	0	0	0	0	0	0	0	0	0	0	6
JAX	J.Myers	0	0	0	0	0	0	0	0	0	3	0	0	0	3
TEN	M.Mariota	0	1	0	0	0	0	0	0	0	0	0	0	0	6
TEN	A.Andrews	0	1	0	0	0	0	0	0	0	0	0	0	0	6
TEN	D.Walker	0	0	1	0	0	0	0	0	0	0	0	0	0	6
TEN	D.Green-Beckham	0	0	1	0	0	0	0	0	0	0	0	0	0	6
TEN	C.Stevens	0	0	1	0	0	0	0	0	0	0	0	0	0	6
TEN	R.Succop	0	0	0	0	0	0	0	0	0	6	0	0	0	6

Possession Detail

	First Half		Second Half		Game	
	Visitor	Home	Visitor	Home	Visitor	Home
Largest Lead	0	9	4	10	4	10
Drives Leading	0	3	1	5	1	8
Time of Possession Leading	0:00	9:24	0:05	14:56	0:05	24:20
Largest Deficit	-9	0	-10	-4	-10	-4
Drives Trailing	4	0	5	1	9	1
Time of Possession Trailing	9:51	0:00	13:20	1:39	23:11	1:39
Times Score Tied Up		0		0		0
Lead Changes		1		2		3

Playtime Percentage

Percent of playtime per player on offense, defense and special teams

		Jacksonville Jaguars						Tennessee Titans							
		Offense		Defense		Special Teams			Offense		Defense		Special Teams		
J Parnell	T	60	100%			5	16%	B Bell	G	70	100%		6	19%	
Z Beadles	G	60	100%			5	16%	C Warmack	G	70	100%		6	19%	
S Wisniewski	C	60	100%			5	16%	Q Spain	G	70	100%		6	19%	
L Joeckel	T	60	100%			5	16%	A Gallik	C	70	100%				
A Cann	G	60	100%			5	16%	T Lewan	T	70	100%				
B Bortles	QB	60	100%					M Mariota	QB	70	100%				
A Robinson	WR	56	93%					D Walker	TE	51	73%				
T Yeldon	RB	52	87%					H Douglas	WR	49	70%		1	3%	
M Lee	WR	46	77%					K Wright	WR	41	59%				
J Thomas	TE	43	72%					D Green-Beckham	WR	41	59%				
M Lewis	TE	35	58%					C Stevens	TE	38	54%		6	19%	
C Harbor	TE	19	32%			15	48%	A Andrews	RB	37	53%		7	23%	
B Walters	WR	19	32%			2	6%	A Fasano	TE	35	50%				
R Greene	WR	13	22%			1	3%	D Cobb	RB	29	41%				
D Robinson	RB	9	15%			17	55%	P Supernaw	TE	13	19%		19	61%	
T Alualu	DT	4	7%	43	61%	13	42%	J Fowler	FB	12	17%		17	55%	
N Jacobs	TE	4	7%			18	58%	B Sankey	RB	3	4%				
J Cyprien	SS			70	100%	7	23%	T McBride	WR	1	1%		17	55%	
T Smith	LB			70	100%	6	19%	A Williamson	LB			60	100%	5	16%
D Gratz	CB			66	94%	9	29%	M Griffin	FS			60	100%	5	16%
J Odrick	DE			66	94%	6	19%	D Bass	LB			58	97%	13	42%
D House	CB			66	94%	3	10%	C Sensabaugh	CB			57	95%	9	29%
P Posluszny	LB			65	93%	6	19%	P Cox	CB			57	95%	3	10%
A Branch	DE			46	66%			B Orakpo	LB			55	92%	3	10%
J Evans	SS			44	63%			D Searcy	SS			54	90%	5	16%
R Miller	DT			43	61%			J Casey	DT			49	82%	5	16%
S Brown	FS			35	50%	23	74%	D Jones	DE			39	65%	10	32%
C Clemons	DE			35	50%	6	19%	W Woodyard	LB			27	45%	8	26%
A Colvin	CB			34	49%			B Webb	CB			25	42%	12	39%
A Jones	DT			22	31%	13	42%	D Stafford	SS			22	37%	20	65%
T Armbrister	LB			21	30%	19	61%	K Klug	DT			20	33%	14	45%
J Tripp	LB			20	29%	16	52%	S Hill	NT			19	32%	4	13%
R Davis	DE			12	17%	10	32%	A Woods	NT			17	28%	1	3%
M Bennett	DT			12	17%			Z Brown	LB			16	27%	2	6%
D McCray	CB					26	84%	A Blackson	DE			12	20%	8	26%
C Loston	SS					20	65%	Y Cudjoe-Virgil	LB			7	12%	11	35%
H Pullard	LB					20	65%	B Wreh-Wilson	CB			6	10%	20	65%
P Thompson	CB					13	42%	M Huff	FS					21	68%
J Myers	K					12	39%	J Staples	LB					20	65%
C Tinker	LS					8	26%	S Johnson	LB					20	65%
J Banyard	RB					8	26%	R Succop	K					13	42%
B Anger	P					8	26%	B Kern	P					9	29%
S Young	T					5	16%	B Brinkley	LS					9	29%
T Shatley	G					5	16%	J Poutasi	T					6	19%
N Sterling	WR					1	3%								

2015 TENNESSEE TITANS REGULAR SEASON STATISTICS

Won 3, Lost 9

Date	W-L	Score	OT	Opponent	Attendance
09/13	W	42-14		at Tampa Bay	63,945
09/20	L	14-28		at Cleveland	67,431
09/27	L	33-35		Indianapolis	65,920
10/11	L	13-14		Buffalo	65,670
10/18	L	10-38		Miami	62,342
10/25	L	7-10		Atlanta	63,329
11/01	L	6-20		at Houston	71,630
11/08	W	34-28	OT	at New Orleans	73,075
11/15	L	10-27		Carolina	63,591
11/19	L	13-19		at Jacksonville	60,121
11/29	L	21-24		Oakland	58,075
12/06	W	42-39		Jacksonville	57,355
12/13				at New York Jets	
12/20				at New England	
12/27				Houston	
01/03				at Indianapolis	

Statistic	Tenn.	Opp.
Total First Downs	241	237
Rushing	58	73
Passing	150	143
Penalty	33	21
3rd Down: Made/Att	50/145	64/152
3rd Down Pct.	34.5	42.1
4th Down: Made/Att	4/8	3/11
4th Down Pct.	50.0	27.3
Possession Avg.	30:29	29:31
Total Net Yards	3926	4033
Avg. Per Game	327.2	336.1
Total Plays	737	729
Avg. Per Play	5.3	5.5
Net Yards Rushing	1235	1266
Avg. Per Game	102.9	105.5
Total Rushes	299	328
Net Yards Passing	2691	2767
Avg. Per Game	224.3	230.6
Sacked/Yards Lost	39/242	34/238
Gross Yards	2933	3005
Att./Completions	399/255	367/238
Completion Pct.	63.9	64.9
Had Intercepted	12	10
Punts/Average	62/46.6	56/48.5
Net Punting Avg.	62/38.5	56/43.2
Penalties/Yards	77/627	94/828
Fumbles/Ball Lost	18/12	14/6
Touchdowns	30	38
Rushing	8	10
Passing	20	25
Returns	2	3

Score By Periods	Q1	Q2	Q3	Q4	OT	PTS
Team	60	61	66	52	6	245
Opponents	59	76	48	113	0	296

Scoring	TD	Rush	Rec	Ret	K-PAT	FG	S	PTS
Succop	0	0	0	0	25/26	12/14	0	61
Walker	4	0	4	0			0	26
Green-Beckham	3	0	3	0			0	20
Andrews	3	3	0	0			0	18
Wright	3	0	3	0			0	18
Douglas	2	0	2	0			0	12
Fasano	2	0	2	0			0	12
Fowler	2	1	1	0			0	12
Mariota	2	2	0	0			0	12
McCluster	2	1	1	0			0	12
Sankey	2	1	1	0			0	12
Stevens	2	0	2	0			0	12
Hunter	1	0	1	0			0	6
Sensabaugh	1	0	0	1			0	6
Woodyard	1	0	0	1			0	6
Team	30	8	20	2	25/26	12/14	0	245
Opponents	38	10	25	3	35/37	11/13	0	296

2-Pt Conv: Green-Beckham, Walker, TM 2-3, OPP 0-1

Rushing	No.	Yds	Avg	Long	TD
Andrews	123	466	3.8	38	3
Mariota	31	249	8.0	87t	2
McCluster	51	235	4.6	44	1
Sankey	41	166	4.0	16	1
West TM	16	51	3.2	12	0
Cobb	20	45	2.3	10	0
Wright	5	17	3.4	13	0
Fowler	6	13	2.2	3	1
Mettenberger	5	-1	-2	4	0
Douglas	1	-6	-6.0	-6	0
Team	299	1235	4.1	87t	8
Opponents	328	1266	3.9	26	10

Receiving	No.	Yds	Avg	Long	TD
Walker	67	800	11.9	61t	4
Wright	33	390	11.8	52t	3
McCluster	27	222	8.2	35	1
Douglas	23	233	10.1	30	2
Hunter	22	264	12.0	29	1
Green-Beckham	21	362	17.2	47t	3
Fasano	21	247	11.8	33	2
Andrews	13	140	10.8	23	0
Stevens	10	108	10.8	27	2
Sankey	8	73	9.1	20	1
Coffman TM	4	42	10.5	16	0
Fowler	4	36	9.0	19	1
Supernaw	2	16	8.0	8	0
Team	255	2933	11.5	61t	20
Opponents	238	3005	12.6	67	25

Interceptions	No.	Yds	Avg	Long	TD
Brown	2	45	22.5	45	0
Sensabaugh	2	42	21.0	26t	1
Griffin	1	29	29.0	29	0
Cox	1	27	27.0	27	0
Bass	1	8	8.0	8	0
Mount	1	8	8.0	8	0
Webb	1	0	0.0	0	0
Williamson	1	0	0.0	0	0
Team	10	159	15.9	45	1
Opponents	12	180	15.0	69t	2

Punting	No.	Yds	Avg	Net	TB	In	Lg	B
Kern	62	2887	46.6	38.5	1	23	61	0
Team	62	2887	46.6	38.5	1	23	61	0
Opponents	56	2718	48.5	43.2	3	19	65	0

Punt Returns	Ret	FC	Yds	Avg	Long	TD
McCluster	23	15	215	9.3	37	0
Douglas	3	1	14	4.7	9	0
Cox	2	0	11	5.5	9	0
Team	28	16	240	8.6	37	0
Opponents	31	17	482	15.5	78t	1

Kickoff Returns	No.	Yds	Avg	Long	TD
McCluster	13	285	21.9	32	0
Sankey	9	192	21.3	34	0
McBride	5	111	22.2	31	0
Team	27	588	21.8	34	0
Opponents	20	489	24.5	35	0

Field Goals	1-19	20-29	30-39	40-49	50+
Succop	0/0	3/3	3/3	5/5	1/3
Team	0/0	3/3	3/3	5/5	1/3
Opponents	1/1	4/4	5/5	1/3	0/0

Succop: () () (38G,21G) (21G,41G) (37G) () (35G,44G) (51G,29G,55N) (45G) (47G,49G,53N) () ()
 OPP: () () () (30G) (27G,47N) (38G,24G) (46B) (48G, 19G) (31G,32G,20G,36G) (24G) ()

Sacks: Orakpo 7, Casey 6, Woodyard 5, Morgan 4.5, Williamson 3.5, Klug 2.5, Blackson 2, Griffin 1, Stafford 1, Bass 0.5, Brown 0.5, Searcy 0.5, **TM 34, OPP 39**

FUM/Lost: Mariota 8/5, McCluster 2/2, Mettenberger 2/1, Sankey 2/1, West(TM) 2/2, Gallik 1/0, Supernaw 1/1

Passing	Att	Cmp	Yds	Cmp%	Yds/Att	TD	TD%	Int	Int%	Long	Sack/Lost	Rating
Mariota	325	206	2512	63.4	7.73	19	5.8	9	2.8	61t	30/179	95.1
Mettenberger	74	49	421	66.2	5.69	1	1.4	3	4.1	23	9/63	68.6
Team	399	255	2933	63.9	7.35	20	5.0	12	3.0	61t	39/242	90.1
Opponents	367	238	3005	64.9	8.19	25	6.8	10	2.7	67	34/238	101.6

TITANS START SLOW, FALL 30-8 TO JETS

BY JIM WYATT
TITANS ONLINE
DECEMBER 14, 2015

EAST RUTHERFORD, N.J. – A week after winning a dandy, the Titans turned in a dud here on Sunday.

The offense and defense struggled equally in a 30-8 loss to the Jets. The biggest highlight of the day for the Titans was a 41-yard touchdown catch by quarterback Marcus Mariota.

But big plays were few and far between in this one, as the Titans fell behind early and never really made a game of it while dropping to 3-10 with three games to play. The Jets improved to 8-5.

“Well, that was not good,” Titans interim coach Mike Mularkey said afterward. “The first half was a good example of if you play poorly in all three phases, you’re going to have a hard time against a good football team, let alone anyone in this league. We played poorly in all three phases for one reason or another.

“Give credit to (the Jets). They played a good game, a solid game and didn’t make a lot of mistakes. And we made lots (of mistakes). It has to be corrected.”

Mariota completed 21-of-39 passes for 274 yards in the contest, along with an interception. He was also sacked five times, and was under pressure throughout.

Jets quarterback Ryan Fitzpatrick had plenty of success. He completed 21-of-36 passes for 263 yards and three touchdowns in the game.

This one got ugly early for the Titans, who turned in a thrilling 42-39 win over the Jaguars the previous Sunday and had been competitive every other week under Mularkey. The Titans are now 2-4 since Mularkey replaced Ken Whisenhunt.

“It’s tough, (but) this is the NFL,” Mariota said. “I thought we were going to be able to use the momentum a little bit (from last week), but the Jets played well. They did a good job of holding us as an offense, and making plays.”

The Jets took an early 7-0 lead on a 16-yard touchdown pass from Fitzpatrick to receiver Eric Decker, which capped off a 14-play, 80-yard drive.

The Jets expanded the lead to 13-0 early in the second quarter on a pair of field goals from kicker Randy Bullock.

Then things got really sloppy, as the Jets scored back-to-back touchdowns on defensive lapses from the Titans.

A 16-yard pass from Fitzpatrick to running back Bilal Powell was made possible because of a bunch of missed tackles, and that made it 20-0.

Mularkey called his team’s tackling “questionable” in the game.

When the Jets got the ball back, Fitzpatrick threw the ball to uncovered receiver Brandon Marshall, who caught the pass and beat everyone to the end zone to make it 27-0 at halftime. Mularkey said the team’s headsets went out just prior to the series, and the coaches weren’t able to communicate with the players on the field.

“It’s one of those things where when things get ugly, they get ugly,” linebacker Brian Orakpo said.

The Titans were outgained 324-72 in the first half while managing just four first downs compared to 17 for the Jets. The Titans were outgained 439-292 in the game.

The Titans didn’t cross midfield until the 4:16 mark of the third quarter on a 28-yard pass from Mariota to running back Dexter McCluster, which set up the play of the game for the Titans.

On a 1st and 10 from the New York 41, running back Antonio Andrews threw to Mariota, who caught the pass on the right sideline and raced to the end zone. It’s a play the Titans worked on in practices during the week. A two-point conversion pass from Mariota to McCluster made it 27-8 with 4:09 remaining in the third quarter.

Mariota caught two touchdown passes in college at Oregon. It was his first career catch in the NFL.

“The guys did a great job of selling it, and I just had an opportunity,” Mariota said. “I played receiver growing up, and had experience in high school as a receiver. I was pretty comfortable.”

The Jets added another late field goal from Bullock to account for the final margin.

In the contest, Delanie Walker broke Frank Wycheck’s record for most catches in a season by a tight end.

The Titans travel to face the Patriots next Sunday.

“It’s one game, man,” receiver Harry Douglass said. “We know the team that we are, and what we are capable of. It’s definitely not the team that we are, what we showed today. We are definitely going to come back and work even harder and come ready to play next week.”

###

National Football League Game Summary

NFL Copyright © 2015 by The National Football League. All rights reserved. This summary and play-by-play is for the express purpose of assisting media in their coverage of the game; any other use of this material is prohibited without the written permission of the National Football League. Updated: 12/15/2015

Date: Sunday, 12/13/2015 Tennessee Titans at New York Jets Start Time: 1:02 PM EST
at MetLife Stadium, East Rutherford, N.J.

Game Day Weather

Temp: 67° F (19.4° C) Humidity: 55%, Wind: 5 mph

Played Outdoor on Turf: FieldTurf

Officials

Referee: Boger, Jerome (23) Umpire: Hall, Richard (49) Head Linesman: McGrath, John (5)
Line Judge: Seeman, Jeff (45) Side Judge: Coleman IV, Walt (87) Field Judge: Meslow, David (118)
Back Judge: Steratore, Tony (112) Replay Official: Madsen, Carl ()

Lineups

Tennessee Titans				New York Jets			
Offense		Defense		Offense		Defense	
WR	83 H.Douglas	DE	90 D.Jones	WR	15 B.Marshall	DE	96 M.Wilkerson
TE	82 D.Walker	NT	94 S.Hill	LT	60 D.Ferguson	NT	94 D.Harrison
LT	77 T.Lewan	DT	99 J.Casey	LG	77 J.Carpenter	DE	92 L.Williams
LG	60 Q.Spain	OLB	51 D.Bass	C	74 N.Mangold	DT	91 S.Richardson
C	69 A.Gallik	ILB	59 W.Woodyard	RG	67 B.Winters	ILB	56 D.Davis
RG	70 C.Warmack	ILB	54 A.Williamson	RT	68 B.Giacomini	ILB	52 D.Harris
RT	76 B.Bell	OLB	98 B.Orakpo	TE	47 K.Davis	OLB	97 C.Pace
TE	88 C.Stevens	CB	29 P.Cox	WR	87 E.Decker	CB	31 A.Cromartie
WR	17 D.Green-Beckham	SS	38 B.Webb	QB	14 R.Fitzpatrick	CB	24 D.Revis
QB	8 M.Mariota	FS	33 M.Griffin	WR	19 D.Smith	SS	41 B.Skrine
RB	26 A.Andrews	CB	24 C.Sensabaugh	RB	33 C.Ivory	FS	21 M.Gilchrist

Substitutions

K 4 R.Succop, P 6 B.Kern, WR 16 T.McBride, S 21 D.Searcy, RB 22 D.McCluster, RB 23 D.Cobb, DB 28 M.Huff, CB 37 C.Riggs, S 39 D.Stafford, LB 41 J.Tavai, FB 45 J.Fowler, LS 48 B.Brinkley, LB 52 S.Johnson, LB 55 Z.Brown, LB 57 J.Staples, TE 80 A.Fasano, WR 86 A.Turzilli, TE 89 P.Supernaw, DE 95 A.Blackson, DL 96 A.Woods, DL 97 K.Klug
P 4 R.Quigley, K 8 R.Bullock, WR 11 J.Kerley, RB 22 S.Ridley, CB 23 D.McDougle, SS 25 C.Pryor, CB 26 Dar.Walls, CB 27 D.Milliner, RB 29 B.Powell, FB 40 T.Bohanon, S 42 R.Martin, SS 45 R.Miles, LS 46 T.Purdum, ILB 54 J.Lattimore, OLB 55 L.Mauldin, OLB 57 T.Reilly, ILB 58 E.Henderson, DE 72 S.Bowen, LG 76 W.Johnson, DE 78 L.Douzable, LG 79 B.Qvale, WR 81 Q.Enunwa, TE 85 J.Cumberland

Did Not Play

QB 7 Z.Mettenberger, T 73 J.Poutasi, C 78 J.Looney QB 7 G.Smith

Not Active

WR 13 K.Wright, RB 20 B.Sankey, CB 25 B.Wreh-Wilson, T/G 79 J.Meredith, QB 9 B.Petty, WR 10 K.Thompkins, CB 20 M.Williams, S 34 D.Bailey, RG 70 OLB 91 D.Morgan, DE 92 R.Pitoitua, DL 93 M.Martin D.Dozier, LT 71 B.Ijalana, OLB 95 J.Martin

Field Goals (made () & missed)

		R.Bullock		53WL (47) (27) (42)			Total
		1	2	3	4	OT	
VISITOR:	Tennessee Titans	0	0	8	0	0	8
HOME:	New York Jets	10	17	0	3	0	30

Scoring Plays

Team	Qtr	Time	Play Description (Extra Point) (Drive Info)	Visitor	Home
Jets	1	9:12	E.Decker 16 yd. pass from R.Fitzpatrick (R.Bullock kick) (14-80, 5:48)	0	7
Jets	1	0:47	R.Bullock 47 yd. Field Goal (8-51, 3:06)	0	10
Jets	2	9:22	R.Bullock 27 yd. Field Goal (11-26, 4:11)	0	13
Jets	2	4:18	B.Powell 16 yd. pass from R.Fitzpatrick (R.Bullock kick) (7-72, 3:18)	0	20
Jets	2	1:35	B.Marshall 69 yd. pass from R.Fitzpatrick (R.Bullock kick) (1-69, 0:09)	0	27
Titans	3	4:09	M.Mariota 41 yd. pass from A.Andrews (M.Mariota-D.McCluster pass) (6-86, 4:02)	8	27
Jets	4	2:42	R.Bullock 42 yd. Field Goal (10-46, 5:24)	8	30

Paid Attendance: 78,160

Time: 2:59

Final Team Statistics

	Visitor Titans	Home Jets
TOTAL FIRST DOWNS	15	24
By Rushing	0	11
By Passing	14	13
By Penalty	1	0
THIRD DOWN EFFICIENCY	3-14-21%	7-15-47%
FOURTH DOWN EFFICIENCY	1-3-33%	1-1-100%
TOTAL NET YARDS	292	439
Total Offensive Plays (inc. times thrown passing)	58	71
Average gain per offensive play	5.0	6.2
NET YARDS RUSHING	24	183
Total Rushing Plays	13	34
Average gain per rushing play	1.8	5.4
Tackles for a loss-number and yards	2-4	3-6
NET YARDS PASSING	268	256
Times thrown - yards lost attempting to pass	5-47	1-7
Gross yards passing	315	263
PASS ATTEMPTS-COMPLETIONS-HAD INTERCEPTED	40-22-1	36-21-0
Avg gain per pass play (inc.# thrown passing)	6.0	6.9
KICKOFFS Number-In End Zone-Touchbacks	2-2-2	7-7-4
PUNTS Number and Average	6-48.2	3-46.0
Had Blocked	0	0
FGs - PATs Had Blocked	0-0	0-0
Net Punting Average	42.8	38.7
TOTAL RETURN YARDAGE (Not Including Kickoffs)	2	41
No. and Yards Punt Returns	1-2	4-32
No. and Yards Kickoff Returns	3-47	0-0
No. and Yards Interception Returns	0-0	1-9
PENALTIES Number and Yards	3-20	3-20
FUMBLES Number and Lost	1-0	0-0
TOUCHDOWNS	1	3
Rushing	0	0
Passing	1	3
EXTRA POINTS Made-Attempts	1-1	3-3
Kicking Made-Attempts	0-0	3-3
Passing Made-Attempts	1-1	0-0
FIELD GOALS Made-Attempts	0-0	3-4
RED ZONE EFFICIENCY	0-1-0%	2-3-67%
GOAL TO GO EFFICIENCY	0-0-0%	0-0-0%
SAFETIES	0	0
FINAL SCORE	8	30
TIME OF POSSESSION	24:04	35:56

Final Individual Statistics

Tennessee Titans									New York Jets								
RUSHING						RUSHING						RUSHING					
	ATT	YDS	AVG	LG	TD		ATT	YDS	AVG	LG	TD		ATT	YDS	AVG	LG	TD
D.McCluster	4	12	3.0	8	0	C.Ivory	22	101	4.6	32	0	C.Ivory	22	101	4.6	32	0
A.Andrews	4	8	2.0	4	0	B.Powell	3	36	12.0	24	0	B.Powell	3	36	12.0	24	0
M.Mariota	3	3	1.0	3	0	S.Ridley	6	23	3.8	11	0	S.Ridley	6	23	3.8	11	0
D.Cobb	2	1	0.5	3	0	R.Fitzpatrick	3	23	7.7	19	0	R.Fitzpatrick	3	23	7.7	19	0
Total	13	24	1.8	8	0	Total	34	183	5.4	32	0	Total	34	183	5.4	32	0
PASSING									PASSING								
	ATT	CMP	YDS	SK/YD	TD	LG	IN	RT		ATT	CMP	YDS	SK/YD	TD	LG	IN	RT
M.Mariota	39	21	274	5/47	0	51	1	65.5	R.Fitzpatrick	36	21	263	1/7	3	69	0	108.9
A.Andrews	1	1	41	0/0	1	41	0	158.3									
Total	40	22	315	5/47	1	51	1	78.6	Total	36	21	263	1/7	3	69	0	108.9
PASS RECEIVING									PASS RECEIVING								
	TAR	REC	YDS	AVG	LG	TD				TAR	REC	YDS	AVG	LG	TD		
D.Walker	13	7	71	10.1	16	0	E.Decker	10	7	74	10.6	20	1				
D.McCluster	5	4	38	9.5	28	0	B.Marshall	10	6	125	20.8	69	1				
H.Douglas	7	3	65	21.7	51	0	B.Powell	5	5	46	9.2	16	1				
D.Green-Beckham	7	3	53	17.7	27	0	Q.Enunwa	3	1	10	10.0	10	0				
A.Turzilli	2	2	25	12.5	18	0	C.Ivory	2	1	6	6.0	6	0				
M.Mariota	1	1	41	41.0	41	1	T.Bohanon	2	1	2	2.0	2	0				
P.Supernaw	2	1	16	16.0	16	0	D.Smith	3	0	0	0.0	0	0				
A.Andrews	2	1	6	6.0	6	0	J.Cumberland	1	0	0	0.0	0	0				
A.Fasano	1	0	0	0.0	0	0											
Total	40	22	315	14.3	51	1	Total	36	21	263	12.5	69	3				
INTERCEPTIONS									INTERCEPTIONS								
	NO	YDS	AVG	LG	TD					NO	YDS	AVG	LG	TD			
Total	0	0	0	0	0	B.Skrine	1	9	9.0	9	0						
						Total	1	9	9.0	9	0						
PUNTING									PUNTING								
	NO	YDS	AVG	NET	TB	IN20	LG			NO	YDS	AVG	NET	TB	IN20	LG	
B.Kern	6	289	48.2	42.8	0	1	55	R.Quigley	3	138	46.0	38.7	1	2	51		
Total	6	289	48.2	42.8	0	1	55	Total	3	138	46.0	38.7	1	2	51		
PUNT RETURNS									PUNT RETURNS								
	NO	YDS	AVG	FC	LG	TD				NO	YDS	AVG	FC	LG	TD		
D.McCluster	1	2	2.0	0	2	0	J.Kerley	3	21	7.0	1	12	0				
[OUT OF BOUNDS]	1	0	0.0	0	0	0	E.Decker	1	11	11.0	1	11	0				
[TOUCHBACK]	1	0	0.0	0	0	0											
Total	1	2	2.0	0	2	0	Total	4	32	8.0	2	12	0				
KICKOFF RETURNS									KICKOFF RETURNS								
	NO	YDS	AVG	FC	LG	TD				NO	YDS	AVG	FC	LG	TD		
T.McBride	3	47	15.7	0	18	0	[TOUCHBACK]	2	0	0.0	0	0	0				
[TOUCHBACK]	4	0	0.0	0	0	0											
Total	3	47	15.7	0	18	0	Total	0	0	0.0	0	0	0				

Tennessee Titans

FUMBLES	FUM	LOST	OWN-REC	YDS	TD	FORCED	OPP-REC	YDS	TD	OUT-BDS
M.Mariota	1	0	1	0	0	0	0	0	0	0
Total	1	0	1	0	0	0	0	0	0	0

New York Jets

FUMBLES	FUM	LOST	OWN-REC	YDS	TD	FORCED	OPP-REC	YDS	TD	OUT-BDS
M.Wilkerson	0	0	0	0	0	1	0	0	0	0
Total	0	0	0	0	0	1	0	0	0	0

Play By Play

First Quarter

12/13/2015

TEN wins the coin toss and elects to defer. NYJ elects to Receive, and TEN elects to defend the east goal.

R.Succop kicks 65 yards from TEN 35 to end zone, Touchback.

New York Jets at 15:00

1-10-NYJ 20	(15:00) (Shotgun) R.Fitzpatrick pass short left to B.Marshall to NYJ 24 for 4 yards (W.Woodyard).	
2-6-NYJ 24	(14:25) C.Ivory left end to NYJ 29 for 5 yards (W.Woodyard).	
3-1-NYJ 29	(13:45) C.Ivory left end to NYJ 31 for 2 yards (J.Casey; B.Orakpo).	R1
<u>1-10-NYJ 31</u>	(13:08) C.Ivory right tackle to NYJ 33 for 2 yards (W.Woodyard).	
2-8-NYJ 33	(12:29) (Shotgun) R.Fitzpatrick pass incomplete deep left to D.Smith (P.Cox).	
3-8-NYJ 33	(12:23) (Shotgun) R.Fitzpatrick pass short right to E.Decker pushed ob at NYJ 43 for 10 yards (B.Webb).	P2
<u>1-10-NYJ 43</u>	(11:54) C.Ivory up the middle to NYJ 48 for 5 yards (K.Klug).	
2-5-NYJ 48	(11:21) C.Ivory up the middle to TEN 47 for 5 yards (M.Griffin).	R3
<u>1-10-TEN 47</u>	(10:39) (Shotgun) R.Fitzpatrick pass incomplete deep left to B.Marshall.	
2-10-TEN 47	(10:34) (Shotgun) R.Fitzpatrick scrambles up the middle ran ob at TEN 28 for 19 yards.	R4
<u>1-10-TEN 28</u>	(10:00) (Shotgun) R.Fitzpatrick pass incomplete deep left to B.Marshall.	
2-10-TEN 28	(9:55) R.Fitzpatrick pass incomplete short left to C.Ivory.	
3-10-TEN 28	(9:50) (Shotgun) R.Fitzpatrick pass short left to B.Marshall to TEN 16 for 12 yards (B.Webb).	P5
<u>1-10-TEN 16</u>	(9:17) (Shotgun) R.Fitzpatrick pass deep right to E.Decker for 16 yards, TOUCHDOWN.	P6
R.Bullock extra point is GOOD, Center-T.Purdum, Holder-R.Quigley.		

TEN 0 NYJ 7, 14 plays, 80 yards, 5:48 drive, 5:48 elapsed

R.Bullock kicks 65 yards from NYJ 35 to TEN 0. T.McBride to TEN 18 for 18 yards (Q.Enunwa).

Tennessee Titans at 9:12, (1st play from scrimmage 9:08)

1-10-TEN 18	(9:08) M.Mariota pass incomplete short left to D.Walker [D.Harrison].	
2-10-TEN 18	(9:03) (Shotgun) M.Mariota pass incomplete short right to D.Walker (M.Wilkerson).	
3-10-TEN 18	(9:00) (Shotgun) M.Mariota pass incomplete short left to D.Walker.	
4-10-TEN 18	(8:55) B.Kern punts 55 yards to NYJ 27, Center-B.Brinkley. J.Kerley to NYJ 39 for 12 yards (M.Huff).	

New York Jets at 8:45

1-10-NYJ 39	(8:45) (Shotgun) C.Ivory up the middle to NYJ 41 for 2 yards (A.Williamson; D.Bass).	
2-8-NYJ 41	(8:09) (Shotgun) R.Fitzpatrick pass short right to E.Decker to TEN 39 for 20 yards (P.Cox).	P7
<u>1-10-TEN 39</u>	(7:34) (Shotgun) C.Ivory up the middle to TEN 42 for -3 yards (M.Griffin).	
2-13-TEN 42	(6:57) (Shotgun) R.Fitzpatrick pass short middle to B.Powell to TEN 37 for 5 yards (C.Sensabaugh; M.Griffin) [J.Casey].	
3-8-TEN 37	(6:14) (Shotgun) R.Fitzpatrick scrambles right tackle to TEN 35 for 2 yards (J.Casey; B.Orakpo).	
4-6-TEN 35	(5:35) R.Bullock 53 yard field goal is No Good, Wide Left, Center-T.Purdum, Holder-R.Quigley.	

Tennessee Titans at 5:30

1-10-TEN 43	(5:30) A.Andrews left tackle to TEN 47 for 4 yards (M.Wilkerson).	
2-6-TEN 47	(4:53) A.Andrews right end to TEN 48 for 1 yard (E.Henderson).	
3-5-TEN 48	(4:08) (Shotgun) M.Mariota pass incomplete deep left to H.Douglas.	
4-5-TEN 48	(4:01) B.Kern punts 32 yards to NYJ 20, Center-B.Brinkley, fair catch by J.Kerley.	

New York Jets at 3:53

1-10-NYJ 20	(3:53) S.Ridley left end to NYJ 25 for 5 yards (D.Searcy).	
2-5-NYJ 25	(3:09) S.Ridley left tackle to NYJ 27 for 2 yards (D.Jones).	
	Penalty on NYJ-Q.Enunwa, Chop Block, offsetting, enforced at NYJ 25 - No Play.	
	Penalty on TEN-D.Searcy, Face Mask (15 Yards), offsetting.	
2-5-NYJ 25	(2:44) (Shotgun) R.Fitzpatrick pass short right to E.Decker pushed ob at NYJ 32 for 7 yards (B.Webb).	P8
<u>1-10-NYJ 32</u>	(2:11) (Shotgun) R.Fitzpatrick pass short right to B.Marshall pushed ob at NYJ 47 for 15 yards (B.Webb).	P9
<u>1-10-NYJ 47</u>	(1:34) (Shotgun) B.Powell up the middle pushed ob at TEN 29 for 24 yards (J.Tavai).	R10
<u>1-10-TEN 29</u>	(1:02) (Shotgun) R.Fitzpatrick pass incomplete short right to E.Decker (C.Riggs).	
2-10-TEN 29	(:58) (Shotgun) R.Fitzpatrick pass incomplete short right to Q.Enunwa (J.Staples).	
3-10-TEN 29	(:55) (Shotgun) R.Fitzpatrick pass incomplete deep right to D.Smith.	
4-10-TEN 29	(:51) R.Bullock 47 yard field goal is GOOD, Center-T.Purdum, Holder-R.Quigley.	

TEN 0 NYJ 10, 8 plays, 51 yards, 3:06 drive, 14:13 elapsed
--

R.Bullock kicks 66 yards from NYJ 35 to TEN -1. T.McBride to TEN 14 for 15 yards (D.Smith; R.Miles).

Tennessee Titans vs New York Jets at MetLife Stadium

Tennessee Titans at 0:47, (1st play from scrimmage 0:41)

1-10-TEN 14 (:41) (Shotgun) M.Mariota pass deep right to D.Green-Beckham to TEN 41 for 27 yards (M.Gilchrist).

P1

END OF QUARTER

	Score	Time Poss	First Downs				Efficiencies	
			R	P	X	T	3 Down	4 Down
Tennessee Titans	0	2:51	0	1	0	1	0/2	0/0
New York Jets	10	12:09	4	6	0	10	3/5	0/0

Play By Play

Second Quarter

12/13/2015

Tennessee Titans continued.

- 1-10-TEN 41 (15:00) D.Cobb right end to TEN 39 for -2 yards (D.Harris).
- 2-12-TEN 39 (14:24) (Shotgun) M.Mariota pass short middle to D.Walker to TEN 44 for 5 yards (D.Harris).
- 3-7-TEN 44 (13:44) (Shotgun) M.Mariota pass short middle intended for D.McCluster INTERCEPTED by B.Skrine at TEN 44. B.Skrine to TEN 35 for 9 yards (B.Bell).

New York Jets at 13:33

- 1-10-TEN 35 (13:33) C.Ivory up the middle to TEN 34 for 1 yard (D.Jones; J.Casey).
- 2-9-TEN 34 (12:54) (Shotgun) R.Fitzpatrick pass short right to C.Ivory to TEN 28 for 6 yards (C.Sensabaugh).
- 3-3-TEN 28 (12:10) (Shotgun) R.Fitzpatrick pass short left to E.Decker to TEN 22 for 6 yards (B.Webb; Z.Brown). P11
- 1-10-TEN 22 (11:32) (Shotgun) R.Fitzpatrick pass incomplete deep right to D.Smith.
- 2-10-TEN 22 (11:28) (Shotgun) R.Fitzpatrick pass incomplete short left to B.Marshall.
- 3-10-TEN 22 (11:24) (Shotgun) R.Fitzpatrick pass short left to B.Powell to TEN 13 for 9 yards (C.Sensabaugh; P.Cox).
- 4-1-TEN 13 (10:50) R.Fitzpatrick right guard to TEN 11 for 2 yards (W.Woodyard; D.Bass). R12
- 1-10-TEN 11 (10:12) R.Fitzpatrick pass short right to T.Bohanon to TEN 9 for 2 yards (P.Cox).
- 2-8-TEN 9 (9:34) R.Fitzpatrick pass incomplete short right to B.Marshall (D.Bass).
- 3-8-TEN 9 (9:29) (Shotgun) R.Fitzpatrick pass incomplete short middle to E.Decker.
- 4-8-TEN 9 (9:25) R.Bullock 27 yard field goal is GOOD, Center-T.Purdum, Holder-R.Quigley.

TEN 0 NYJ 13, 11 plays, 26 yards, 4:11 drive, 5:38 elapsed

R.Bullock kicks 65 yards from NYJ 35 to end zone, Touchback.

Tennessee Titans at 9:22

- 1-10-TEN 20 (9:22) D.McCluster right end to TEN 22 for 2 yards (C.Pryor; S.Bowen).
- 2-8-TEN 22 (8:48) (Shotgun) Direct snap to D.McCluster. D.McCluster up the middle to TEN 23 for 1 yard (E.Henderson).
- 3-7-TEN 23 (8:09) (Shotgun) M.Mariota scrambles right end pushed ob at TEN 26 for 3 yards (D.Davis).
- 4-4-TEN 26 (7:47) B.Kern punts 53 yards to NYJ 21, Center-B.Brinkley. J.Kerley to NYJ 28 for 7 yards (M.Huff).

New York Jets at 7:36

- 1-10-NYJ 28 (7:36) (Shotgun) C.Ivory right end pushed ob at TEN 40 for 32 yards (Z.Brown). R13
- 1-10-TEN 40 (6:59) (Shotgun) B.Powell left end ran ob at TEN 29 for 11 yards. R14
- 1-10-TEN 29 (6:30) (Shotgun) S.Ridley left end to TEN 26 for 3 yards (C.Sensabaugh).
- 2-7-TEN 26 (5:52) (Shotgun) S.Ridley up the middle to TEN 15 for 11 yards (C.Sensabaugh). R15
- 1-10-TEN 15 (5:13) S.Ridley left tackle to TEN 16 for -1 yards (J.Casey).
- 2-11-TEN 16 (4:29) (Shotgun) R.Fitzpatrick pass incomplete short middle to E.Decker.
- 3-11-TEN 16 (4:26) (Shotgun) R.Fitzpatrick pass short middle to B.Powell for 16 yards, TOUCHDOWN. P16
- (Kick formation) PENALTY on TEN-D.Searcy, Neutral Zone Infraction, 5 yards, enforced between downs.
- R.Bullock extra point is GOOD, Center-T.Purdum, Holder-R.Quigley.

TEN 0 NYJ 20, 7 plays, 72 yards, 3:18 drive, 10:42 elapsed

R.Bullock kicks 60 yards from NYJ 40 to end zone, Touchback.

Tennessee Titans at 4:18

- 1-10-TEN 20 (4:18) M.Mariota sacked at TEN 13 for -7 yards (M.Wilkerson).
- Penalty on TEN-A.Fasano, Offensive Holding, declined.
- 2-17-TEN 13 (3:57) (Shotgun) M.Mariota pass deep left to A.Turzilli to TEN 31 for 18 yards (A.Cromartie). P2
- 1-10-TEN 31 (3:23) A.Andrews right tackle to TEN 31 for no gain (M.Wilkerson).
- 2-10-TEN 31 (2:41) (Shotgun) M.Mariota left end to TEN 29 for -2 yards (B.Skrine).

Two-Minute Warning

- 3-12-TEN 29 (2:00) (Shotgun) M.Mariota pass incomplete deep right to D.Green-Beckham.
- 4-12-TEN 29 (1:55) B.Kern punts 51 yards to NYJ 20, Center-B.Brinkley. E.Decker to NYJ 31 for 11 yards (C.Riggs).

New York Jets at 1:44

- 1-10-NYJ 31 (1:44) R.Fitzpatrick pass short right to B.Marshall for 69 yards, TOUCHDOWN. P17
- The Replay Official reviewed the runner was in bounds ruling, and the play was Upheld. The ruling on the field was confirmed.
- R.Bullock extra point is GOOD, Center-T.Purdum, Holder-R.Quigley.

TEN 0 NYJ 27, 1 plays, 69 yards, 0:09 drive, 13:25 elapsed

R.Bullock kicks 65 yards from NYJ 35 to TEN 0. T.McBride to TEN 14 for 14 yards (Q.Enunwa). TEN-T.McBride was injured during the play.

Tennessee Titans at 1:35, (1st play from scrimmage 1:30)

Tennessee Titans vs New York Jets at MetLife Stadium

1-10-TEN 14	(1:30) (Shotgun) M.Mariota pass short left to D.Walker to TEN 25 for 11 yards (B.Skrine).	P3
<u>1-10-TEN 25</u>	(1:12) (No Huddle, Shotgun) M.Mariota pass incomplete short left to H.Douglas (A.Cromartie).	
2-10-TEN 25	(1:07) (Shotgun) M.Mariota pass short left to D.McCluster to TEN 26 for 1 yard (C.Pryor).	
3-9-TEN 26	(:42) (No Huddle, Shotgun) M.Mariota pass short left to D.Green-Beckham ran ob at TEN 40 for 14 yards.	P4
<u>1-10-TEN 40</u>	(:37) (Shotgun) M.Mariota sacked at TEN 28 for -12 yards (M.Wilkerson).	
Timeout #1 by TEN at 00:26.		
2-22-TEN 28	(:26) (Shotgun) M.Mariota pass incomplete deep middle to D.Walker.	
3-22-TEN 28	(:20) (Shotgun) D.McCluster up the middle to TEN 36 for 8 yards (S.Richardson; B.Skrine).	

END OF QUARTER

	Score	Time Poss	First Downs				Efficiencies	
			R	P	X	T	3 Down	4 Down
Tennessee Titans	0	7:22	0	3	0	3	1/5	0/0
New York Jets	27	7:38	4	3	0	7	2/4	1/1

12/13/2015 at MetLife Stadium

First Half Summary

TIME OF POSSESSION

Titans	10:13
Jets	19:47

- Scoring Plays

Team	Qtr	Time	Play Description (Extra Point) (Drive Info)	Visitor	Home
Jets	1	9:12	E.Decker 16 yd. pass from R.Fitzpatrick (R.Bullock kick) (14-80, 5:48)	0	7
Jets	1	0:47	R.Bullock 47 yd. Field Goal (8-51, 3:06)	0	10
Jets	2	9:22	R.Bullock 27 yd. Field Goal (11-26, 4:11)	0	13
Jets	2	4:18	B.Powell 16 yd. pass from R.Fitzpatrick (R.Bullock kick) (7-72, 3:18)	0	20
Jets	2	1:35	B.Marshall 69 yd. pass from R.Fitzpatrick (R.Bullock kick) (1-69, 0:09)	0	27

	Tennessee Titans	New York Jets
TOTAL FIRST DOWNS	4	17
First Downs Rushing-Passing-by Penalty	0 - 4 - 0	8 - 9 - 0
THIRD DOWN EFFICIENCY	1-7-14%	5-9-56%
TOTAL NET YARDS	72	324
Total Offensive Plays	25	44
NET YARDS RUSHING	15	127
NET YARDS PASSING	57	197
Gross Yards Passing	76	197
Times thrown-yards lost attempting to pass	2-19	0-0
Pass Attempts-Completions-Had Intercepted	14 - 6 - 1	26 - 14 - 0
Punts-Number and Average	4 - 47.8	0 - 0
Penalties-Number and Yards	1 - 5	0 - 0
Fumbles-Number and Lost	0 - 0	0 - 0
Red Zone Efficiency	0-0-0%	2-3-67%
Average Drive Start	TEN 22	NYJ 34

Tennessee Titans										New York Jets																	
RUSHING						ATT	YDS	AVG	LG	TD	RUSHING						ATT	YDS	AVG	LG	TD						
D.McCluster						3	11	3.7	8	0	C.Ivory						9	51	5.7	32	0						
A.Andrews						3	5	1.7	4	0	B.Powell						2	35	17.5	24	0						
M.Mariota						2	1	0.5	3	0	R.Fitzpatrick						3	23	7.7	19	0						
D.Cobb						1	-2	-2.0	-2	0	S.Ridley						4	18	4.5	11	0						
Total						9	15	1.7	8	0	Total						18	127	7.1	32	0						
PASSING						ATT	CMP	YDS	SK/YD	TD	LG	IN	RT	PASSING						ATT	CMP	YDS	SK/YD	TD	LG	IN	RT
M.Mariota						14	6	76	2/19	0	27	1	30.7	R.Fitzpatrick						26	14	197	0/0	3	69	0	117.0
Total						14	6	76	2/19	0	27	1	30.7	Total						26	14	197	0/0	3	69	0	117.0
PASS RECEIVING						TAR	REC	YDS	AVG	LG	TD	PASS RECEIVING						TAR	REC	YDS	AVG	LG	TD				
D.Green-Beckham						3	2	41	20.5	27	0	E.Decker						8	5	59	11.8	20	1				
D.Walker						6	2	16	8.0	11	0	B.Marshall						8	4	100	25.0	69	1				
A.Turzilli						1	1	18	18.0	18	0	B.Powell						3	3	30	10.0	16	1				
D.McCluster						2	1	1	1.0	1	0	C.Ivory						2	1	6	6.0	6	0				
H.Douglas						2	0	0	0.0	0	0	T.Bohanon						1	1	2	2.0	2	0				
												D.Smith						3	0	0	0.0	0	0				
												Q.Enunwa						1	0	0	0.0	0	0				
Total						14	6	76	12.7	27	0	Total						26	14	197	14.1	69	3				

[illegible]

12/13/2015 at MetLife Stadium

[illegible]

Third Quarter

12/13/2015

Play By Play

TEN elects to Receive, and NYJ elects to defend the East goal.

R.Bullock kicks 65 yards from NYJ 35 to end zone, Touchback.

Tennessee Titans at 15:00

1-10-TEN 20	(15:00) A.Andrews left end to TEN 23 for 3 yards (D.Harrison; C.Pryor).	
2-7-TEN 23	(14:23) (Shotgun) M.Mariota pass short middle to D.McCluster to TEN 31 for 8 yards (B.Skrine).	P5
1-10-TEN 31	(13:45) M.Mariota pass incomplete short middle to D.Green-Beckham (A.Cromartie).	
2-10-TEN 31	(13:40) (Shotgun) M.Mariota pass short right to A.Turzilli pushed ob at TEN 38 for 7 yards (D.Revis).	
3-3-TEN 38	(13:03) (Shotgun) M.Mariota pass incomplete short middle to A.Andrews (D.Harris).	
4-3-TEN 38	(12:53) B.Kern punts 54 yards to NYJ 8, Center-B.Brinkley. J.Kerley to NYJ 10 for 2 yards (C.Riggs).	

New York Jets at 12:45

1-10-NYJ 10	(12:45) (Shotgun) C.Ivory up the middle to NYJ 17 for 7 yards (M.Griffin).	
2-3-NYJ 17	(12:09) C.Ivory right end pushed ob at NYJ 27 for 10 yards (B.Webb).	R18
1-10-NYJ 27	(11:37) R.Fitzpatrick pass incomplete short right to T.Bohanon.	
2-10-NYJ 27	(11:31) C.Ivory right tackle to NYJ 30 for 3 yards (J.Casey; M.Griffin).	
3-7-NYJ 30	(10:52) (Shotgun) R.Fitzpatrick pass short middle to E.Decker to NYJ 40 for 10 yards (M.Huff).	P19
1-10-NYJ 40	(10:15) C.Ivory up the middle to NYJ 40 for no gain (W.Woodyard; A.Blackson).	
2-10-NYJ 40	(9:35) C.Ivory left guard to NYJ 42 for 2 yards (K.Klug).	
3-8-NYJ 42	(8:54) (Shotgun) R.Fitzpatrick pass short left to B.Powell to NYJ 45 for 3 yards (M.Griffin).	
4-5-NYJ 45	(8:21) R.Quigley punts 43 yards to TEN 12, Center-T.Purdum. D.McCluster to TEN 14 for 2 yards (Dar.Walls). NYJ-D.Smith was injured during the play.	

Tennessee Titans at 8:11

1-10-TEN 14	(8:11) M.Mariota sacked at TEN 11 for -3 yards (C.Pace).	
	PENALTY on NYJ-D.Harris, Defensive Holding, 5 yards, enforced at TEN 14 - No Play.	X6
1-10-TEN 19	(7:46) M.Mariota pass short right to D.Walker to TEN 31 for 12 yards (B.Skrine).	P7
1-10-TEN 31	(7:10) D.McCluster left guard to TEN 32 for 1 yard (D.Harrison).	
2-9-TEN 32	(6:30) M.Mariota pass short right to H.Douglas to TEN 40 for 8 yards (B.Skrine).	
3-1-TEN 40	(5:53) M.Mariota pass short left to D.McCluster to TEN 41 for 1 yard (M.Gilchrist).	P8
1-10-TEN 41	(5:09) M.Mariota scrambles left end to TEN 49 for 8 yards (C.Pryor).	
	PENALTY on TEN-A.Gallik, Offensive Holding, 10 yards, enforced at TEN 41 - No Play.	
1-20-TEN 31	(4:38) (Shotgun) M.Mariota pass deep right to D.McCluster to NYJ 41 for 28 yards (D.Revis) [L.Mauldin].	P9
	Timeout #1 by TEN at 04:16.	
1-10-NYJ 41	(4:16) (Shotgun) Direct snap to A.Andrews. A.Andrews pass deep right to M.Mariota for 41 yards, TOUCHDOWN.	P10
	TWO-POINT CONVERSION ATTEMPT. M.Mariota pass to D.McCluster is complete. ATTEMPT SUCCEEDS.	
	PENALTY on NYJ-D.Revis, Defensive Holding, 5 yards, enforced between downs.	

TEN 8 NYJ 27, 6 plays, 86 yards, 1 penalty, 4:02 drive, 10:51 elapsed

R.Succop kicks 60 yards from TEN 40 to end zone, Touchback.

New York Jets at 4:09

1-10-NYJ 20	(4:09) C.Ivory up the middle to NYJ 29 for 9 yards (Z.Brown; D.Stafford). TEN-Z.Brown was injured during the play.	
2-1-NYJ 29	(3:33) (Shotgun) C.Ivory right guard to NYJ 32 for 3 yards (A.Williamson).	R20
1-10-NYJ 32	(2:51) (Shotgun) R.Fitzpatrick pass incomplete short left to Q.Enunwa.	
2-10-NYJ 32	(2:47) (Shotgun) R.Fitzpatrick pass short right to B.Marshall to NYJ 45 for 13 yards (C.Sensabaugh).	P21
1-10-NYJ 45	(2:08) (Shotgun) C.Ivory right tackle to NYJ 48 for 3 yards (J.Casey; D.Bass).	
2-7-NYJ 48	(1:25) (Shotgun) C.Ivory left guard to NYJ 46 for -2 yards (Z.Brown).	
3-9-NYJ 46	(:44) (Shotgun) R.Fitzpatrick sacked at NYJ 39 for -7 yards (K.Klug).	

END OF QUARTER

	Score	Time Poss	First Downs				Efficiencies	
			R	P	X	T	3 Down	4 Down
Tennessee Titans	8	6:17	0	5	1	6	1/2	0/0
New York Jets	27	8:43	2	2	0	4	1/3	0/0

Fourth Quarter

12/13/2015

Play By Play

New York Jets continued.

4-16-NYJ 39	(15:00) R.Quigley punts 51 yards to TEN 10, Center-T.Purdum, out of bounds.	
Tennessee Titans at 14:53		
1-10-TEN 10	(14:53) M.Mariota scrambles left tackle to TEN 12 for 2 yards (D.Harrison).	
2-8-TEN 12	(14:15) D.Cobb right tackle to TEN 15 for 3 yards (C.Pace).	
3-5-TEN 15	(13:34) (Shotgun) M.Mariota pass short left to H.Douglas to NYJ 34 for 51 yards (C.Pryor).	P11
<u>1-10-NYJ 34</u>	(13:07) M.Mariota sacked at NYJ 41 for -7 yards (L.Williams).	
2-17-NYJ 41	(12:27) (Shotgun) PENALTY on TEN-A.Turzilli, False Start, 5 yards, enforced at NYJ 41 - No Play.	
2-22-NYJ 46	(12:06) (Shotgun) M.Mariota sacked at TEN 49 for -5 yards (M.Wilkerson). FUMBLES (M.Wilkerson), and recovers at TEN 41. M.Mariota to TEN 46 for 5 yards (C.Pace).	
3-30-TEN 46	(11:17) (Shotgun) M.Mariota pass short right to P.Supernaw to NYJ 38 for 16 yards (M.Gilchrist).	
	Timeout #2 by TEN at 10:40.	
4-14-NYJ 38	(10:40) (Shotgun) M.Mariota sacked at TEN 49 for -13 yards (D.Davis).	
New York Jets at 10:35		
1-10-TEN 49	(10:35) (Shotgun) S.Ridley right end to TEN 45 for 4 yards (M.Griffin).	
	PENALTY on NYJ-K.Davis, Offensive Holding, 10 yards, enforced at TEN 49 - No Play.	
1-20-NYJ 41	(10:08) (Shotgun) S.Ridley right guard to NYJ 44 for 3 yards (W.Woodyard).	
2-17-NYJ 44	(9:26) (Shotgun) R.Fitzpatrick pass short left to B.Marshall pushed ob at TEN 44 for 12 yards (B.Webb).	
3-5-TEN 44	(8:54) (Shotgun) R.Fitzpatrick pass incomplete deep right to J.Cumberland (M.Huff).	
4-5-TEN 44	(8:47) R.Quigley punts 44 yards to end zone, Center-T.Purdum, Touchback.	
Tennessee Titans at 8:40		
1-10-TEN 20	(8:40) (Shotgun) M.Mariota pass short right to H.Douglas to TEN 26 for 6 yards (M.Gilchrist).	
2-4-TEN 26	(8:20) (No Huddle, Shotgun) M.Mariota pass incomplete short right to H.Douglas.	
3-4-TEN 26	(8:17) (Shotgun) M.Mariota pass incomplete short left to D.Walker [D.Davis].	
	Penalty on TEN, Illegal Shift, declined.	
4-4-TEN 26	(8:13) B.Kern punts 44 yards to NYJ 30, Center-B.Brinkley, fair catch by E.Decker.	
New York Jets at 8:06		
1-10-NYJ 30	(8:06) C.Ivory right guard to NYJ 33 for 3 yards (M.Griffin; A.Williamson).	
2-7-NYJ 33	(7:27) R.Fitzpatrick pass short right to Q.Enunwa to NYJ 43 for 10 yards (C.Sensabaugh).	P22
<u>1-10-NYJ 43</u>	(6:44) C.Ivory right tackle to NYJ 44 for 1 yard (Z.Brown).	
2-9-NYJ 44	(5:59) (Shotgun) B.Powell right tackle to NYJ 45 for 1 yard (A.Blackson; D.Bass).	
3-8-NYJ 45	(5:18) (Shotgun) R.Fitzpatrick pass short left to B.Powell to TEN 42 for 13 yards (J.Casey).	P23
<u>1-10-TEN 42</u>	(4:31) C.Ivory left end pushed ob at TEN 32 for 10 yards (P.Cox).	R24
<u>1-10-TEN 32</u>	(4:25) C.Ivory right tackle to TEN 31 for 1 yard (D.Jones).	
2-9-TEN 31	(3:39) S.Ridley right end pushed ob at TEN 29 for 2 yards (D.Stafford).	
3-7-TEN 29	(3:32) (Shotgun) R.Fitzpatrick pass short right to E.Decker to TEN 24 for 5 yards (B.Webb).	
	Timeout #1 by NYJ at 02:45.	
4-2-TEN 24	(2:45) R.Bullock 42 yard field goal is GOOD, Center-T.Purdum, Holder-R.Quigley.	
TEN 8 NYJ 30, 10 plays, 46 yards, 5:24 drive, 12:18 elapsed		
R.Bullock kicks 65 yards from NYJ 35 to end zone, Touchback.		
Tennessee Titans at 2:42		
1-10-TEN 20	(2:42) (Shotgun) M.Mariota pass incomplete short right to H.Douglas [M.Wilkerson].	
2-10-TEN 20	(2:36) (No Huddle, Shotgun) M.Mariota pass short middle to D.Walker to TEN 36 for 16 yards (B.Skrine).	P12
<u>1-10-TEN 36</u>	(2:16) (No Huddle, Shotgun) M.Mariota pass short left to D.Green-Beckham ran ob at TEN 48 for 12 yards.	P13
<u>1-10-TEN 48</u>	(2:08) (No Huddle, Shotgun) M.Mariota pass short left to D.Walker to NYJ 37 for 15 yards (B.Skrine).	P14
Two-Minute Warning		
<u>1-10-NYJ 37</u>	(2:00) (Shotgun) M.Mariota pass incomplete short left to D.Green-Beckham (A.Cromartie).	
2-10-NYJ 37	(1:57) (Shotgun) M.Mariota pass incomplete deep left to D.Green-Beckham.	
3-10-NYJ 37	(1:52) (Shotgun) M.Mariota pass short right to D.Walker to NYJ 30 for 7 yards (M.Gilchrist).	
4-3-NYJ 30	(1:07) (Shotgun) M.Mariota pass short left to D.Walker to NYJ 25 for 5 yards (M.Gilchrist).	P15
<u>1-10-NYJ 25</u>	(:44) (No Huddle, Shotgun) M.Mariota pass incomplete deep right to A.Fasano.	

Tennessee Titans vs New York Jets at MetLife Stadium

2-10-NYJ 25 (:38) (Shotgun) M.Mariota pass short right to A.Andrews to NYJ 19 for 6 yards (D.Davis; T.Reilly).

3-4-NYJ 19 (:09) (No Huddle, Shotgun) M.Mariota pass incomplete deep right to D.Walker.

4-4-NYJ 19 (:04) (Shotgun) M.Mariota pass incomplete short left to P.Superdaw.

END OF QUARTER

	Score	Time Poss	First Downs				Efficiencies	
			R	P	X	T	3 Down	4 Down
Tennessee Titans	8	7:34	0	5	0	5	1/5	1/3
New York Jets	30	7:26	1	2	0	3	1/3	0/0

Final Defensive Statistics

Tennessee Titans	Regular Defensive Plays												Special Teams					Misc			
	TKL	AST	COMB	SK	/ YDS	TFL	Q	IN	PD	FF	FR		TKL	AST	FF	FR	BL	TKL	AST	FF	FR
B.Webb	7	1	8	0	0	0	0	0	0	0	0		0	0	0	0	0	0	0	0	0
C.Sensabaugh	5	2	7	0	0	0	0	0	0	0	0		0	0	0	0	0	0	0	0	0
M.Griffin	4	3	7	0	0	1	0	0	0	0	0		0	0	0	0	0	0	0	0	0
J.Casey	2	5	7	0	0	1	1	0	0	0	0		0	0	0	0	0	0	0	0	0
W.Woodyard	4	2	6	0	0	0	0	0	0	0	0		0	0	0	0	0	0	0	0	0
Z.Brown	3	2	5	0	0	1	0	0	0	0	0		0	0	0	0	0	0	0	0	0
P.Cox	3	1	4	0	0	0	0	0	1	0	0		0	0	0	0	0	0	0	0	0
D.Bass	0	4	4	0	0	0	0	0	1	0	0		0	0	0	0	0	0	0	0	0
K.Klug	3	0	3	1	7	1	1	0	0	0	0		0	0	0	0	0	0	0	0	0
A.Williamson	1	2	3	0	0	0	0	0	0	0	0		0	0	0	0	0	0	0	0	0
D.Jones	1	1	2	0	0	0	0	0	0	0	0		0	0	0	0	0	0	0	0	0
D.Stafford	1	1	2	0	0	0	0	0	0	0	0		0	0	0	0	0	0	0	0	0
B.Orakpo	0	2	2	0	0	0	0	0	0	0	0		0	0	0	0	0	0	0	0	0
A.Blackson	0	2	2	0	0	0	0	0	0	0	0		0	0	0	0	0	0	0	0	0
M.Huff	1	0	1	0	0	0	0	0	1	0	0		2	0	0	0	0	0	0	0	0
D.Searcy	1	0	1	0	0	0	0	0	0	0	0		0	0	0	0	0	0	0	0	0
J.Tavai	1	0	1	0	0	0	0	0	0	0	0		0	0	0	0	0	0	0	0	0
C.Riggs	0	0	0	0	0	0	0	0	1	0	0		2	0	0	0	0	0	0	0	0
J.Staples	0	0	0	0	0	0	0	0	1	0	0		0	0	0	0	0	0	0	0	0
B.Bell	0	0	0	0	0	0	0	0	0	0	0		0	0	0	0	0	1	0	0	0
M.Mariota	0	0	0	0	0	0	0	0	0	0	0		0	0	0	0	0	0	0	0	1
Total	37	28	65	1	7	4	2	0	5	0	0		4	0	0	0	0	1	0	0	1

TKL = Tackle AST = Assist COMB = Combined QH=QB Hit IN = Interception PD = Pass Defense FF = Forced Fumble FR = Fumble Recovery

New York Jets	Regular Defensive Plays												Special Teams					Misc			
	TKL	AST	COMB	SK	/ YDS	TFL	QH	IN	PD	FF	FR		TKL	AST	FF	FR	BL	TKL	AST	FF	FR
B.Skrine	7	1	8	0	0	1	0	1	1	0	0		0	0	0	0	0	0	0	0	0
M.Gilchrist	6	0	6	0	0	0	0	0	0	0	0		0	0	0	0	0	0	0	0	0
M.Wilkerson	5	0	5	3	27	2	3	0	1	1	0		0	0	0	0	0	0	0	0	0
C.Pryor	2	2	4	0	0	0	0	0	0	0	0		0	0	0	0	0	0	0	0	0
D.Davis	2	1	3	1	13	1	2	0	0	0	0		0	0	0	0	0	0	0	0	0
D.Harrison	2	1	3	0	0	0	1	0	0	0	0		0	0	0	0	0	0	0	0	0
D.Harris	2	0	2	0	0	1	0	0	1	0	0		0	0	0	0	0	0	0	0	0
E.Henderson	2	0	2	0	0	0	0	0	0	0	0		0	0	0	0	0	0	0	0	0
D.Revis	2	0	2	0	0	0	0	0	0	0	0		0	0	0	0	0	0	0	0	0
C.Pace	2	0	2	0	0	1	0	0	0	0	0		0	0	0	0	0	0	0	0	0
L.Williams	1	0	1	1	7	1	1	0	0	0	0		0	0	0	0	0	0	0	0	0
A.Cromartie	1	0	1	0	0	0	0	0	3	0	0		0	0	0	0	0	0	0	0	0
S.Bowen	0	1	1	0	0	0	0	0	0	0	0		0	0	0	0	0	0	0	0	0
S.Richardson	0	1	1	0	0	0	0	0	0	0	0		0	0	0	0	0	0	0	0	0
T.Reilly	0	1	1	0	0	0	0	0	0	0	0		0	0	0	0	0	0	0	0	0
L.Mauldin	0	0	0	0	0	0	1	0	0	0	0		0	0	0	0	0	0	0	0	0
Q.Enunwa	0	0	0	0	0	0	0	0	0	0	0		2	0	0	0	0	0	0	0	0
Dar.Walls	0	0	0	0	0	0	0	0	0	0	0		1	0	0	0	0	0	0	0	0
D.Smith	0	0	0	0	0	0	0	0	0	0	0		0	1	0	0	0	0	0	0	0
R.Miles	0	0	0	0	0	0	0	0	0	0	0		0	1	0	0	0	0	0	0	0
Total	34	8	42	5	47	7	8	1	6	1	0		3	2	0	0	0	0	0	0	0

Ball Possession And Drive Chart

Tennessee Titans

#	Time Recd	Time Lost	Time Poss	How Ball Obtained	Drive Began	# Play	Yds Gain	Yds Pen	Net Yds	1st Down	Last Scrm	How Given Up
1	9:12	8:45	0:27	Kickoff	TEN 18	3	0	0	0	0	TEN 18	Punt
2	5:30	3:53	1:37	Missed FG	TEN 43	3	5	0	5	0	TEN 48	Punt
3	0:47	13:33	2:14	Kickoff	TEN 14	4	30	0	30	1	TEN 44	Interception
4	9:22	7:36	1:46	Kickoff	TEN 20	3	6	0	6	0	TEN 26	Punt
5	4:18	1:44	2:34	Kickoff	TEN 20	5	9	0	9	1	TEN 29	Punt
6	1:35	0:00	1:35	Kickoff	TEN 14	7	22	0	22	2	TEN 28	End of Half
7	15:00	12:45	2:15	Kickoff	TEN 20	5	18	0	18	1	TEN 38	Punt
8	8:11	4:09	4:02	Punt	TEN 14	6	91	-5	86	5	NYJ 41	Touchdown
9	14:53	10:35	4:18	Punt	TEN 10	7	44	-5	39	1	NYJ 38	Downs
10	8:40	8:06	0:34	Punt	TEN 20	3	6	0	6	0	TEN 26	Punt
11	2:42	0:00	2:42	Kickoff	TEN 20	12	61	0	61	4	* NYJ 19	Downs

(213) Average TEN 19

New York Jets

#	Time Recd	Time Lost	Time Poss	How Ball Obtained	Drive Began	# Play	Yds Gain	Yds Pen	Net Yds	1st Down	Last Scrm	How Given Up
1	15:00	9:12	5:48	Kickoff	NYJ 20	14	80	0	80	6	* TEN 16	Touchdown
2	8:45	5:30	3:15	Punt	NYJ 39	6	26	0	26	1	TEN 35	Missed FG
3	3:53	0:47	3:06	Punt	NYJ 20	8	51	0	51	3	TEN 29	Field Goal
4	13:33	9:22	4:11	Interception	TEN 35	11	26	0	26	2	* TEN 9	Field Goal
5	7:36	4:18	3:18	Punt	NYJ 28	7	72	0	72	4	* TEN 16	Touchdown
6	1:44	1:35	0:09	Punt	NYJ 31	1	69	0	69	1	NYJ 31	Touchdown
7	12:45	8:11	4:34	Punt	NYJ 10	8	35	0	35	2	NYJ 45	Punt
8	4:09	14:53	4:16	Kickoff	NYJ 20	7	19	0	19	2	NYJ 39	Punt
9	10:35	8:40	1:55	Downs	TEN 49	3	15	-10	5	0	TEN 44	Punt
10	8:06	2:42	5:24	Punt	NYJ 30	10	46	0	46	3	TEN 24	Field Goal

(314) Average NYJ 31

* inside opponent's 20

Time of Possession by Quarter		1st	2nd	3rd	4th	OT	Total
Visitor	Tennessee Titans	2:51	7:22	6:17	7:34		24:04
Home	New York Jets	12:09	7:38	8:43	7:26		35:56

Kickoff Drive No.-Start Average Titans: 7 - TEN 18 Jets: 2 - NYJ 20

Miscellaneous Statistics Report

Tennessee Titans vs New York Jets
12/13/2015 at MetLife Stadium

Ten Longest Plays for Tennessee Titans

Yards	Qtr	Play Start	Play Description
51	4	3-5-TEN 15	(13:34) (Shotgun) M.Mariota pass short left to H.Douglas to NYJ 34 for 51 yards (C.Pryor).
41	3	1-10-NYJ 41	(4:16) (Shotgun) Direct snap to A.Andrews. A.Andrews pass deep right to M.Mariota for 41 yards, TOUCHDOWN.
28	3	1-20-TEN 31	(4:38) (Shotgun) M.Mariota pass deep right to D.McCluster to NYJ 41 for 28 yards (D.Revis) [L.Mauldin].
27	1	1-10-TEN 14	(:41) (Shotgun) M.Mariota pass deep right to D.Green-Beckham to TEN 41 for 27 yards (M.Gilchrist).
18	2	2-17-TEN 13	(3:57) (Shotgun) M.Mariota pass deep left to A.Turzilli to TEN 31 for 18 yards (A.Cromartie).
16	4	3-30-TEN 46	(11:17) (Shotgun) M.Mariota pass short right to P.Supernaw to NYJ 38 for 16 yards (M.Gilchrist).
16	4	2-10-TEN 20	(2:36) (No Huddle, Shotgun) M.Mariota pass short middle to D.Walker to TEN 36 for 16 yards (B.Skrine).
15	4	1-10-TEN 48	(2:08) (No Huddle, Shotgun) M.Mariota pass short left to D.Walker to NYJ 37 for 15 yards (B.Skrine).
14	2	3-9-TEN 26	(:42) (No Huddle, Shotgun) M.Mariota pass short left to D.Green-Beckham ran ob at TEN 40 for 14 yards.
12	3	1-10-TEN 19	(7:46) M.Mariota pass short right to D.Walker to TEN 31 for 12 yards (B.Skrine).

Ten Longest Plays for New York Jets

Yards	Qtr	Play Start	Play Description
69	2	1-10-NYJ 31	(1:44) R.Fitzpatrick pass short right to B.Marshall for 69 yards, TOUCHDOWN.
32	2	1-10-NYJ 28	(7:36) (Shotgun) C.Ivory right end pushed ob at TEN 40 for 32 yards (Z.Brown).
24	1	1-10-NYJ 47	(1:34) (Shotgun) B.Powell up the middle pushed ob at TEN 29 for 24 yards (J.Tavai).
20	1	2-8-NYJ 41	(8:09) (Shotgun) R.Fitzpatrick pass short right to E.Decker to TEN 39 for 20 yards (P.Cox).
19	1	2-10-TEN 47	(10:34) (Shotgun) R.Fitzpatrick scrambles up the middle ran ob at TEN 28 for 19 yards.
16	1	1-10-TEN 16	(9:17) (Shotgun) R.Fitzpatrick pass deep right to E.Decker for 16 yards, TOUCHDOWN.
16	2	3-11-TEN 16	(4:26) (Shotgun) R.Fitzpatrick pass short middle to B.Powell for 16 yards, TOUCHDOWN.
15	1	1-10-NYJ 32	(2:11) (Shotgun) R.Fitzpatrick pass short right to B.Marshall pushed ob at NYJ 47 for 15 yards (B.Webb).
13	3	2-10-NYJ 32	(2:47) (Shotgun) R.Fitzpatrick pass short right to B.Marshall to NYJ 45 for 13 yards (C.Sensabaugh).
13	4	3-8-NYJ 45	(5:18) (Shotgun) R.Fitzpatrick pass short left to B.Powell to TEN 42 for 13 yards (J.Casey).

Touchdown Scoring Information

		Offense	Defense	Special Teams
VISITOR	Tennessee Titans	1	0	0
HOME	New York Jets	3	0	0

Player Scoring Information

Club	Player	TD	Rush TD	Rec TD	KO TD	Punt TD	Int TD	Fum TD	Misc TD	FG	XP	2Pt Rush	2Pt Rec	Sfty	Points
TEN	M.Mariota	0	0	1	0	0	0	0	0	0	0	0	0	0	6
TEN	D.McCluster	0	0	0	0	0	0	0	0	0	0	0	1	0	2
NYJ	R.Bullock	0	0	0	0	0	0	0	0	3	3	0	0	0	12
NYJ	B.Powell	0	0	1	0	0	0	0	0	0	0	0	0	0	6
NYJ	B.Marshall	0	0	1	0	0	0	0	0	0	0	0	0	0	6
NYJ	E.Decker	0	0	1	0	0	0	0	0	0	0	0	0	0	6

Possession Detail

	First Half		Second Half		Game	
	Visitor	Home	Visitor	Home	Visitor	Home
Largest Lead	0	27	0	22	0	27
Drives Leading	0	5	0	4	0	9
Time of Possession Leading	0:00	13:59	0:00	16:09	0:00	30:08
Largest Deficit	-27	0	-22	0	-27	0
Drives Trailing	6	0	5	0	11	0
Time of Possession Trailing	10:13	0:00	13:51	0:00	24:04	0:00
Times Score Tied Up		0		0		0
Lead Changes		1		0		1

Playtime Percentage

Percent of playtime per player on offense, defense and special teams

Tennessee Titans					New York Jets				
		Offense	Defense	Special Teams		Offense	Defense	Special Teams	
A Gallik	C	61 100%			D Ferguson	T	73 100%	7	28%
Q Spain	G	61 100%			B Giacomini	T	73 100%	7	28%
M Mariota	QB	61 100%			J Carpenter	G	73 100%	7	28%
T Lewan	T	61 100%			B Winters	G	73 100%	7	28%
C Warmack	G	61 100%			R Fitzpatrick	QB	73 100%		
B Bell	G	61 100%			N Mangold	C	73 100%		
D Green-Beckham	WR	54 89%			B Marshall	WR	70 96%	1	4%
H Douglas	WR	53 87%		1 4%	E Decker	WR	60 82%	3	12%
D Walker	TE	48 79%			Q Enunwa	WR	48 66%	8	32%
A Fasano	TE	42 69%			C Ivory	RB	37 51%		
A Andrews	RB	32 52%		7 28%	K Davis	TE	36 49%	2	8%
D McCluster	RB	22 36%		2 8%	D Smith	WR	35 48%	7	28%
C Stevens	TE	17 28%			T Bohanon	FB	27 37%	7	28%
T McBride	WR	11 18%		15 60%	B Powell	RB	23 32%	4	16%
A Turzilli	WR	10 16%		7 28%	J Cumberland	TE	14 19%	22	88%
D Cobb	RB	7 11%			S Ridley	RB	13 18%		
J Fowler	FB	5 8%		15 60%	J Kerley	WR	2 3%	4	16%
P Supernaw	TE	4 7%		18 72%	D Harris	LB		61 100%	2 8%
C Sensabaugh	CB		73 100%	10 40%	M Gilchrist	FS		61 100%	1 4%
M Griffin	FS		73 100%	7 28%	D Revis	CB		61 100%	
P Cox	CB		71 97%		A Cromartie	CB		57 93%	2 8%
D Bass	LB		69 95%	7 28%	C Pryor	SS		56 92%	1 4%
A Williamson	LB		66 90%	7 28%	M Wilkerson	DE		54 89%	1 4%
B Orakpo	LB		66 90%		B Skrine	CB		48 79%	6 24%
J Casey	DT		60 82%	3 12%	D Davis	LB		46 75%	5 20%
B Webb	CB		59 81%	11 44%	S Richardson	DT		46 75%	1 4%
D Searcy	SS		46 63%	6 24%	L Mauldin	LB		40 66%	7 28%
D Jones	DE		42 58%	6 24%	L Williams	DE		30 49%	1 4%
Z Brown	LB		34 47%	9 36%	J Lattimore	LB		28 46%	14 56%
D Stafford	SS		28 38%	18 72%	C Pace	LB		24 39%	
W Woodyard	LB		26 36%	12 48%	D Harrison	NT		18 30%	1 4%
K Klug	DT		24 33%	10 40%	E Henderson	LB		15 25%	8 32%
A Blackson	DE		16 22%	2 8%	T Reilly	LB		10 16%	18 72%
S Hill	NT		13 18%	4 16%	L Douzable	DE		7 11%	7 28%
C Riggs	CB		11 15%	11 44%	S Bowen	DE		4 7%	
M Huff	FS		8 11%	20 80%	R Miles	DB		3 5%	16 64%
J Tavai	LB		7 10%	10 40%	D Walls	CB		2 3%	10 40%
A Woods	NT		7 10%	3 12%	D McDougale	CB			15 60%
J Staples	LB		4 5%	22 88%	R Bullock	K			14 56%
S Johnson	LB			18 72%	D Milliner	CB			13 52%
B Brinkley	LS			6 24%	R Martin	SS			12 48%
B Kern	P			6 24%	R Quigley	P			10 40%
R Succop	K			2 8%	T Purdum	LS			10 40%
					W Johnson	T			7 28%
					B Qvale	T			7 28%

2015 TENNESSEE TITANS REGULAR SEASON STATISTICS

Won 3, Lost 10

Date	W-L	Score	OT	Opponent	Attendance
09/13	W	42-14		at Tampa Bay	63,945
09/20	L	14-28		at Cleveland	67,431
09/27	L	33-35		Indianapolis	65,920
10/11	L	13-14		Buffalo	65,670
10/18	L	10-38		Miami	62,342
10/25	L	7-10		Atlanta	63,329
11/01	L	6-20		at Houston	71,630
11/08	W	34-28	OT	at New Orleans	73,075
11/15	L	10-27		Carolina	63,591
11/19	L	13-19		at Jacksonville	60,121
11/29	L	21-24		Oakland	58,075
12/06	W	42-39		Jacksonville	57,355
12/13	L	8-30		at New York Jets	78,160
12/20				at New England	
12/27				Houston	
01/03				at Indianapolis	

Statistic	Tenn.	Opp.
Total First Downs	256	261
Rushing	58	84
Passing	164	156
Penalty	34	21
3rd Down: Made/Att	53/159	71/167
3rd Down Pct.	33.3	42.5
4th Down: Made/Att	5/11	4/12
4th Down Pct.	45.5	33.3
Possession Avg.	29:59	30:01
Total Net Yards	4218	4472
Avg. Per Game	324.5	344.0
Total Plays	795	800
Avg. Per Play	5.3	5.6
Net Yards Rushing	1259	1449
Avg. Per Game	96.8	111.5
Total Rushes	312	362
Net Yards Passing	2959	3023
Avg. Per Game	227.6	232.5
Sacked/Yards Lost	44/289	35/245
Gross Yards	3248	3268
Att./Completions	439/277	403/259
Completion Pct.	63.1	64.3
Had Intercepted	13	10
Punts/Average	68/46.7	59/48.4
Net Punting Avg.	68/38.9	59/42.9
Penalties/Yards	80/647	97/848
Fumbles/Ball Lost	19/12	14/6
Touchdowns	31	41
Rushing	8	10
Passing	21	28
Returns	2	3

Score By Periods	Q1	Q2	Q3	Q4	OT	PTS
Team	60	61	74	52	6	253
Opponents	69	93	48	116	0	326

Scoring	TD	Rush	Rec	Ret	K-PAT	FG	S	PTS
Succop	0	0	0	0	25/26	12/14	0	61
Walker	4	0	4	0			0	26
Green-Beckham	3	0	3	0			0	20
Andrews	3	3	0	0			0	18
Mariota	3	2	1	0			0	18
Wright	3	0	3	0			0	18
McCluster	2	1	1	0			0	14
Douglas	2	0	2	0			0	12
Fasano	2	0	2	0			0	12
Fowler	2	1	1	0			0	12
Sankey	2	1	1	0			0	12
Stevens	2	0	2	0			0	12
Hunter	1	0	1	0			0	6
Sensabaugh	1	0	0	1			0	6
Woodyard	1	0	0	1			0	6
Team	31	8	21	2	25/26	12/14	0	253
Opponents	41	10	28	3	38/40	14/17	0	326

2-Pt Conv: Green-Beckham, McCluster, Walker, TM 3-4, OPP 0-1

Rushing	No.	Yds	Avg	Long	TD
Andrews	127	474	3.7	38	3
Mariota	34	252	7.4	87t	2
McCluster	55	247	4.5	44	1
Sankey	41	166	4.0	16	1
West TM	16	51	3.2	12	0
Cobb	22	46	2.1	10	0
Wright	5	17	3.4	13	0
Fowler	6	13	2.2	3	1
Mettenberger	5	-1	-2	4	0
Douglas	1	-6	-6.0	-6	0
Team	312	1259	4.0	87t	8
Opponents	362	1449	4.0	32	10

Receiving	No.	Yds	Avg	Long	TD
Walker	74	871	11.8	61t	4
Wright	33	390	11.8	52t	3
McCluster	31	260	8.4	35	1
Douglas	26	298	11.5	51	2
Green-Beckham	24	415	17.3	47t	3
Hunter	22	264	12.0	29	1
Fasano	21	247	11.8	33	2
Andrews	14	146	10.4	23	0
Stevens	10	108	10.8	27	2
Sankey	8	73	9.1	20	1
Coffman TM	4	42	10.5	16	0
Fowler	4	36	9.0	19	1
Supernaw	3	32	10.7	16	0
Turzilli LG	2	25	12.5	18	0
Turzilli TM	2	25	12.5	18	0
Mariota	1	41	41.0	41t	1
Team	277	3248	11.7	61t	21
Opponents	259	3268	12.6	69t	28

Interceptions	No.	Yds	Avg	Long	TD
Brown	2	45	22.5	45	0
Sensabaugh	2	42	21.0	26t	1
Griffin	1	29	29.0	29	0
Cox	1	27	27.0	27	0
Bass	1	8	8.0	8	0
Mount	1	8	8.0	8	0
Webb	1	0	0.0	0	0
Williamson	1	0	0.0	0	0
Team	10	159	15.9	45	1
Opponents	13	189	14.5	69t	2

Punting	No.	Yds	Avg	Net	TB	In	Lg	B
Kern	68	3176	46.7	38.9	1	24	61	0
Team	68	3176	46.7	38.9	1	24	61	0
Opponents	59	2856	48.4	42.9	4	21	65	0

Punt Returns	Ret	FC	Yds	Avg	Long	TD
McCluster	24	15	217	9.0	37	0
Douglas	3	1	14	4.7	9	0
Cox	2	0	11	5.5	9	0
Team	29	16	242	8.3	37	0
Opponents	35	19	514	14.7	78t	1

Kickoff Returns	No.	Yds	Avg	Long	TD
McCluster	13	285	21.9	32	0
Sankey	9	192	21.3	34	0
McBride	8	158	19.8	31	0
Team	30	635	21.2	34	0
Opponents	20	489	24.5	35	0

Field Goals	1-19	20-29	30-39	40-49	50+
Succop	0/0	3/3	3/3	5/5	1/3
Team	0/0	3/3	3/3	5/5	1/3
Opponents	1/1	5/5	5/5	3/5	0/1

Succop:()()(38G,21G)(21G,41G)(37G)()(35G,44G)(51G,29G,55N)(45G)
(47G,49G,53N) () ()
OPP:() () () (30G) (27G,47N) (38G,24G) (46B) (48G, 19G) (31G,32G,20G,36G)
(24G) () (53N,47G,27G,42G)

Sacks: Orakpo 7, Casey 6, Woodyard 5, Morgan 4.5, Klug 3.5, Williamson 3.5, Blackson 2, Griffin 1, Stafford 1, Bass 0.5, Brown 0.5, Searcy 0.5, **TM 35, OPP 44**
FUM/Lost: Mariota 9/5, McCluster 2/2, Mettenberger 2/1, Sankey 2/1, West(TM) 2/2, Gallik 1/0, Spenaw 1/1

Passing	Att	Cmp	Yds	Cmp%	Yds/Att	TD	TD%	Int	Int%	Long	Sack/Lost	Rating
Mariota	364	227	2786	62.4	7.65	19	5.2	10	2.7	61t	35/226	91.9
Mettenberger	74	49	421	66.2	5.69	1	1.4	3	4.1	23	9/63	68.6
Andrews	1	1	41	100.0	41.00	1	100.0	0	0.0	41t	0/0	158.3
Team	439	277	3248	63.1	7.40	21	4.8	13	3.0	61t	44/289	89.1
Opponents	403	259	3268	64.3	8.11	28	6.9	10	2.5	69t	35/245	102.2

PATRIOTS TOP TITANS 33-16 AT GILLETTE STADIUM

BY JIM WYATT
TITANS ONLINE
DECEMBER 21, 2015

FOXBOROUGH, Mass. — The Titans didn't have any snow to dig out of here on Sunday -- only points.

And for the second week in a row, the early deficit was way too much to overcome.

"The opponents we're playing, you really have to play error free, and you have to be playing at a high level, everybody," Titans interim coach Mike Mularkey said following the team's 33-16 loss to the Patriots. "You can't make mistakes like we made, some very unacceptable, against anybody.

"Against a good team, the defending Super Bowl champs, you're really not giving yourself a chance to compete in the game. We settled down in the second half. It is my job to get them to come out and play the first half... I'll find a way to do that the last two games."

The Titans not only lost a football game, they also lost their starting quarterback.

Marcus Mariota was injured in the second quarter of the contest, and did not return. He injured his right knee on a third down play when he was sacked by Patriots linebacker Jamie Collins.

Zach Mettenberger replaced Mariota on the next series, and finished the game. Mariota missed two games earlier this season after suffering a left knee injury in the team's October 18 game against the Dolphins.

Mularkey said the team doesn't believe Mariota's injury is serious, and he's expected to be evaluated further on Monday. The team held him out of the second half for precautionary reasons, Mularkey said.

Mettenberger was 20-of-28 for 242 yards and two touchdowns and two interceptions in the contest. He was sacked twice. Mariota finished the day 3-of-6 for 34 yards, and he was sacked three times in the contest. Mariota was sacked five times in last week's 30-8 loss to the Jets, a game the Titans fell behind in 27-0 by halftime.

The Titans trailed 24-3 at halftime on Sunday.

"You have to be ready," Mettenberger said. "I felt like I did a lot of good today, but at the same time I made too many mistakes for us to get back in the game."

After falling behind big early, the Titans (3-11) made some late noise in this one, but couldn't survive another slow start against the high-flying Patriots (12-2).

The Patriots took a 7-0 lead early on a five-yard touchdown pass from quarterback Tom Brady to tight end Rob Gronkowski midway through the first quarter.

It became 14-0 after Mariota was sacked by defensive end Chandler Jones — Mariota lost the ball and defensive lineman Akiem Hicks recovered it in the end zone for a touchdown.

A 49-yard field goal by kicker Ryan Succop made it 14-3 with 9:44 left in the first half, but the Patriots responded with a 30-yard touchdown pass from Brady to running back James White, and added a field goal from kicker Stephen Gostkowski to make it 24-3 at the half.

The Titans showed some fight in the second half in this one.

Led by Mettenberger, the Titans scored on their opening series of the second half. Mettenberger guided the Titans on a seven-play, 59-yard drive that was capped off with a seven-yard touchdown pass to tight end Delanie Walker, which made it 24-10.

After another Gostkowski field goal, Walker scored on a 57-yard touchdown catch to cut the lead to 27-16. Walker bowled over Patriots safety Patrick Chung after making the catch, and he used a stiff-arm to get past defensive back Jordan Richards on the way to the end zone.

The Patriots added another field goal from Gostkowski to make it 30-16. Brady completed 23-of-35 passes for 267 yards and two touchdowns in the game.

Walker had two catches for 64 yards in the contest, with two touchdowns. In the process, he also set a single-season record for tight end receiving yards in a season. Walker now has 935 yards on the season.

"We've got fight — that's the positive side," Walker said. "The negative side is we hurt ourselves, week after week we hurt ourselves. And we have to stop that."

The Titans have two games left, including the home-finale against Texans next Sunday.

Titans linebacker Brian Orakpo said it's important to end the season on a high note.

"It's growing pains, man," Orakpo said. "You live and you learn.

"(The message now) is fight for your job, because you never know, Everything might be at stake when the season is over with, so fight for your job and fight for your family. This is your job, this is how you put food on the table, and that's how we have to approach it the last few weeks."

###

National Football League Game Summary

NFL Copyright © 2015 by The National Football League. All rights reserved. This summary and play-by-play is for the express purpose of assisting media in their coverage of the game; any other use of this material is prohibited without the written permission of the National Football League. Updated: 12/30/2015

Date: Sunday, 12/20/2015

Tennessee Titans at New England Patriots

Start Time: 1:02 PM EST

at Gillette Stadium, Foxborough, Ma

Game Day Weather

Game Weather: SunnyTemp: 40° F (4.4° C) Humidity: 41%, Wind: West 12 mph

Played Outdoor on Turf: Field TurfWind Chill: 33

Officials

Referee: Coleman, Walt (65)Umpire: Schuster, Bill (129)Head Linesman: Bergman, Jerry (91)

Line Judge: Codey, Kevin (16)Side Judge: Lucivansky, Jon (89)Field Judge: Cheek, Boris (41)

Back Judge: Martinez, Rich (39)Replay Official: Nazzaro, Louis ()

Tennessee Titans				New England Patriots			
Offense		Defense		Offense		Defense	
WR	83 H.Douglas	DE	90 D.Jones	WR	19 B.LaFell	LE	50 R.Ninkovich
TE	82 D.Walker	NT	96 A.Woods	LT	76 S.Vollmer	DT	97 A.Branch
LT	77 T.Lewan	DT	99 J.Casey	LG	69 S.Mason	DT	90 M.Brown
LG	60 Q.Spain	OLB	51 D.Bass	C	60 D.Andrews	RE	95 C.Jones
C	69 A.Gallik	ILB	59 W.Woodyard	RG	63 T.Jackson	LB	91 J.Collins
RG	70 C.Warmack	ILB	54 A.Williamson	RT	61 M.Cannon	LB	54 D.Hightower
RT	76 B.Bell	OLB	98 B.Orakpo	TE	87 R.Gronkowski	LCB	21 M.Butler
TE	80 A.Fasano	CB	29 P.Cox	WR	82 K.Martin	RCB	26 L.Ryan
TE	89 P.Supernaw	SS	39 D.Stafford	QB	12 T.Brady	S	30 D.Harmon
QB	8 M.Mariota	FS	33 M.Griffin	TE	85 M.Williams	S	23 P.Chung
RB	26 A.Andrews	CB	24 C.Sensabaugh	RB	38 B.Bolden	DB	37 J.Richards

Substitutions

K 4 R.Succop, P 6 B.Kern, QB 7 Z.Mettenberger, WR 16 T.McBride, WR 17 D.Green-Beckham, RB 20 B.Sankey, RB 23 D.Cobb, DB 28 M.Huff, DB 31 J.Aubrey, CB 37 C.Riggs, DB 38 B.Webb, LB 41 J.Tavai, RB 45 J.Fowler, LS 48 B.Brinkley, LB 52 S.Johnson, LB 55 Z.Brown, DE 57 J.Staples, T 73 J.Poutasi, G 78 J.Looney, WR 86 A.Turzilli, TE 88 C.Stevens, DT 94 S.Hill, DE 95 A.Blackson, DT 97 K.Klug

Substitutions

K 3 S.Gostkowski, P 6 R.Allen, WR 15 L.Hankerson, WR 18 M.Slater, DB 22 J.Coleman, DB 27 T.Wilson, RB 28 J.White, DB 34 L.Johnson, DB 36 B.King, DB 43 N.Ebner, TE 44 A.Cleveland, RB 47 J.Iosefa, LS 49 J.Cardona, LB 51 J.Mayo, LB 53 D.Fleming, LB 58 J.Bostic, OL 67 J.Kline, OL 71 C.Fleming, DL 72 A.Hicks, WR 80 D.Amendola, DL 92 G.Grissom, DL 93 J.Sheard, DL 96 S.Siliga

Did Not Play

QB 10 J.Garoppolo

Did Not Play

Not Active

WR 13 K.Wright, WR 14 D.Johnson, DB 21 D.Searcy, DB 25 B.Wreh-Wilson, T 79 J.Meredith, NT 92 R.Pitoitua, DT 93 M.Martin

Not Active

WR 11 J.Edelman, DB 32 D.McCourty, LB 55 J.Freeny, C 66 B.Stork, T 68 L.Waddle, NT 70 I.Kitchen, TE 88 S.Chandler

Field Goals (made () & missed)							
R.Succop	(49)	S.Gostkowski	(43)	48WR (38)	(42)	(32)	
		1	2	3	4	OT	Total
VISITOR:	Tennessee Titans	0	3	7	6	0	16
HOME:	New England Patriots	7	17	3	6	0	33

Scoring Plays						Visitor	Home
Team	Qtr	Time	Play Description (Extra Point) (Drive Info)				
Patriots	1	7:10	R.Gronkowski 5 yd. pass from T.Brady (S.Gostkowski kick) (11-79, 6:27)			0	7
Patriots	2	13:48	A.Hicks fumble recovery in end zone (S.Gostkowski kick)			0	14
Titans	2	9:44	R.Succop 49 yd. Field Goal (4--5, 1:40)			3	14
Patriots	2	9:23	J.White 30 yd. pass from T.Brady (S.Gostkowski kick) (2-30, 0:21)			3	21
Patriots	2	1:44	S.Gostkowski 43 yd. Field Goal (8-37, 3:16)			3	24
Titans	3	10:05	D.Walker 7 yd. pass from Z.Mettenberger (R.Succop kick) (7-59, 3:58)			10	24
Patriots	3	5:09	S.Gostkowski 38 yd. Field Goal (11-60, 4:56)			10	27
Titans	4	6:52	D.Walker 57 yd. pass from Z.Mettenberger (kick failed, wr) (1-57, 0:12)			16	27
Patriots	4	3:30	S.Gostkowski 42 yd. Field Goal (9-57, 3:22)			16	30

National Football League Game Summary

NFL Copyright © 2015 by The National Football League. All rights reserved. This summary and play-by-play is for the express purpose of assisting media in their coverage of the game; any other use of this material is prohibited without the written permission of the National Football League.

Updated: 12/30/2015

Patriots	4	1:06	S.Gostkowski 32 yd. Field Goal (4-2, 1:08)	16	33
Paid Attendance: 66,829				Time: 3:06	

Final Team Statistics

	Visitor Titans	Home Patriots
TOTAL FIRST DOWNS	15	17
By Rushing	3	4
By Passing	11	12
By Penalty	1	1
THIRD DOWN EFFICIENCY	3-12-25%	7-16-44%
FOURTH DOWN EFFICIENCY	0-1-0%	0-0-0%
TOTAL NET YARDS	282	346
Total Offensive Plays (inc. times thrown passing)	60	63
Average gain per offensive play	4.7	5.5
NET YARDS RUSHING	59	93
Total Rushing Plays	21	26
Average gain per rushing play	2.8	3.6
Tackles for a loss-number and yards	0-0	4-4
NET YARDS PASSING	223	253
Times thrown - yards lost attempting to pass	5-51	2-14
Gross yards passing	274	267
PASS ATTEMPTS-COMPLETIONS-HAD INTERCEPTED	34-23-2	35-23-0
Avg gain per pass play (inc.# thrown passing)	5.7	6.8
KICKOFFS Number-In End Zone-Touchbacks	4-4-3	8-7-6
PUNTS Number and Average	5-54.4	4-45.5
Had Blocked	0	0
FGs - PATs Had Blocked	0-0	0-0
Net Punting Average	47.2	39.5
TOTAL RETURN YARDAGE (Not Including Kickoffs)	24	87
No. and Yards Punt Returns	2-24	4-36
No. and Yards Kickoff Returns	2-24	1-75
No. and Yards Interception Returns	0-0	2-51
PENALTIES Number and Yards	3-29	5-35
FUMBLES Number and Lost	2-1	1-1
TOUCHDOWNS	2	3
Rushing	0	0
Passing	2	2
Fumbles	0	1
EXTRA POINTS Made-Attempts	1-2	3-3
Kicking Made-Attempts	1-2	3-3
FIELD GOALS Made-Attempts	1-1	4-5
RED ZONE EFFICIENCY	1-1-100%	1-3-33%
GOAL TO GO EFFICIENCY	0-0-0%	0-0-0%
SAFETIES	0	0
FINAL SCORE	16	33
TIME OF POSSESSION	30:23	29:37

Final Individual Statistics

Tennessee Titans									New England Patriots																		
RUSHING						ATT	YDS	AVG	LG	TD	RUSHING						ATT	YDS	AVG	LG	TD						
A.Andrews						14	45	3.2	8	0	J.Iosefa						14	51	3.6	15	0						
D.Cobb						4	9	2.3	4	0	B.Bolden						10	36	3.6	10	0						
Z.Mettenberger						2	5	2.5	5	0	J.White						1	6	6.0	6	0						
J.Fowler						1	0	0.0	0	0	B.LaFell						1	0	0.0	0	0						
Total						21	59	2.8	8	0	Total						26	93	3.6	15	0						
PASSING						ATT	CMP	YDS	SK/YD	TD	LG	IN	RT	PASSING						ATT	CMP	YDS	SK/YD	TD	LG	IN	RT
Z.Mettenberger						28	20	242	2/19	2	57	2	91.7	T.Brady						35	23	267	2/14	2	31	0	107.7
M.Mariota						6	3	32	3/32	0	19	0	66.0														
Total						34	23	274	5/51	2	57	2	87.1	Total						35	23	267	2/14	2	31	0	107.7
PASS RECEIVING						TAR	REC	YDS	AVG	LG	TD	PASS RECEIVING						TAR	REC	YDS	AVG	LG	TD				
D.Green-Beckham						9	6	113	18.8	30	0	J.White						8	7	71	10.1	30	1				
A.Andrews						6	5	25	5.0	9	0	R.Gronkowski						11	5	54	10.8	15	1				
B.Sankey						3	3	23	7.7	15	0	B.LaFell						5	4	88	22.0	31	0				
A.Fasano						4	3	21	7.0	8	0	K.Martin						4	3	26	8.7	11	0				
D.Walker						5	2	64	32.0	57	2	B.Bolden						3	2	18	9.0	12	0				
H.Douglas						4	2	15	7.5	10	0	M.Williams						1	1	7	7.0	7	0				
J.Fowler						1	1	8	8.0	8	0	D.Amendola						2	1	3	3.0	3	0				
C.Stevens						1	1	5	5.0	5	0																
Total						33	23	274	11.9	57	2	Total						34	23	267	11.6	31	2				
INTERCEPTIONS						NO	YDS	AVG	LG	TD	INTERCEPTIONS						NO	YDS	AVG	LG	TD						
											J.Collins						1	51	51.0	51	0						
											M.Butler						1	0	0.0	0	0						
Total						0	0	0	0	0	Total						2	51	25.5	51	0						
PUNTING						NO	YDS	AVG	NET	TB	IN20	LG	PUNTING						NO	YDS	AVG	NET	TB	IN20	LG		
B.Kern						5	272	54.4	47.2	0	1	61	R.Allen						4	182	45.5	39.5	0	0	56		
Total						5	272	54.4	47.2	0	1	61	Total						4	182	45.5	39.5	0	0	56		
PUNT RETURNS						NO	YDS	AVG	FC	LG	TD	PUNT RETURNS						NO	YDS	AVG	FC	LG	TD				
H.Douglas						1	18	18.0	0	18	0	D.Amendola						4	36	9.0	0	22	0				
P.Cox						1	6	6.0	0	6	0	[OUT OF BOUNDS]						1	0	0.0	0	0	0				
[OUT OF BOUNDS]						2	0	0.0	0	0	0																
Total						2	24	12.0	0	18	0	Total						4	36	9.0	0	22	0				
KICKOFF RETURNS						NO	YDS	AVG	FC	LG	TD	KICKOFF RETURNS						NO	YDS	AVG	FC	LG	TD				
A.Andrews						1	13	13.0	0	13	0	K.Martin						1	75	75.0	0	75	0				
T.McBride						1	11	11.0	0	11	0	[TOUCHBACK]						3	0	0.0	0	0	0				
[TOUCHBACK]						6	0	0.0	0	0	0																
Total						2	24	12.0	0	13	0	Total						1	75	75.0	0	75	0				

Play By Play

First Quarter

12/20/2015

NE wins the coin toss and elects to defer. TEN elects to Receive, and NE elects to defend the north goal.

S.Gostkowski kicks 65 yards from NE 35 to end zone, Touchback.

Tennessee Titans at 15:00

- 1-10-TEN 20 (15:00) A.Andrews right guard to TEN 25 for 5 yards (P.Chung; J.Collins).
- 2-5-TEN 25 (14:28) (Shotgun) A.Andrews up the middle to TEN 28 for 3 yards (A.Branch).
- 3-2-TEN 28 (13:49) (Shotgun) M.Mariota pass incomplete short right to D.Green-Beckham.
- 4-2-TEN 28 (13:45) B.Kern punts 51 yards to NE 21, Center-B.Brinkley. D.Amendola pushed ob at NE 21 for no gain (C.Riggs).

New England Patriots at 13:37

- 1-10-NE 21 (13:37) (Shotgun) B.Bolden right guard to NE 30 for 9 yards (M.Griffin).
- 2-1-NE 30 (13:04) C.Fleming reported in as eligible. B.Bolden up the middle to NE 31 for 1 yard (D.Jones; W.Woodyard).
PENALTY on NE-S.Mason, Offensive Holding, 10 yards, enforced at NE 30 - No Play.
- 2-11-NE 20 (12:38) T.Brady pass short right to B.Bolden to NE 26 for 6 yards (W.Woodyard; C.Sensabaugh).
- 3-5-NE 26 (11:54) (Shotgun) T.Brady pass short middle to B.LaFell pushed ob at TEN 45 for 29 yards (M.Huff). P1
- 1-10-TEN 45 (11:26) (Shotgun) B.Bolden right end to TEN 46 for -1 yards (D.Bass).
- 2-11-TEN 46 (10:54) (Shotgun) T.Brady pass short left to B.LaFell to TEN 36 for 10 yards (C.Sensabaugh; M.Griffin).
- 3-1-TEN 36 (10:22) B.Bolden right tackle to TEN 26 for 10 yards (D.Stafford). R2
- 1-10-TEN 26 (9:49) (Shotgun) B.Bolden left tackle to TEN 25 for 1 yard (W.Woodyard; D.Jones).
- 2-9-TEN 25 (9:12) (Shotgun) T.Brady pass short right to R.Gronkowski pushed ob at TEN 12 for 13 yards (D.Stafford). P3
- 1-10-TEN 12 (8:27) T.Brady pass short left to D.Amendola to TEN 9 for 3 yards (W.Woodyard).
- 2-7-TEN 9 (7:46) (Shotgun) T.Brady pass short left to J.White pushed ob at TEN 5 for 4 yards (B.Orakpo).
- 3-3-TEN 5 (7:14) (Shotgun) T.Brady pass short left to R.Gronkowski for 5 yards, TOUCHDOWN. P4
S.Gostkowski extra point is GOOD, Center-J.Cardona, Holder-R.Allen.

TEN 0 NE 7, 11 plays, 79 yards, 6:27 drive, 7:50 elapsed

S.Gostkowski kicks 65 yards from NE 35 to end zone, Touchback.

Tennessee Titans at 7:10

- 1-10-TEN 20 (7:10) M.Mariota pass short left to J.Fowler to TEN 28 for 8 yards (M.Butler).
- 2-2-TEN 28 (6:29) (Shotgun) A.Andrews right guard to TEN 33 for 5 yards (A.Hicks). R1
- 1-10-TEN 33 (5:48) M.Mariota pass deep right to D.Green-Beckham pushed ob at NE 48 for 19 yards (L.Ryan). P2
- 1-10-NE 48 (5:20) A.Andrews up the middle to NE 47 for 1 yard (A.Hicks; J.Sheard).
- 2-9-NE 47 (4:33) (Shotgun) M.Mariota sacked at TEN 48 for -5 yards (A.Hicks).
- 3-14-TEN 48 (3:47) (Shotgun) M.Mariota pass short left to A.Fasano to NE 37 for 15 yards (M.Butler).
PENALTY on TEN-C.Warmack, Offensive Holding, 10 yards, enforced at TEN 48 - No Play.
Penalty on TEN, Illegal Shift, declined.
- 3-24-TEN 38 (3:30) (Shotgun) M.Mariota pass incomplete short right. thrown away from outside the pocket
- 4-24-TEN 38 (3:21) B.Kern punts 48 yards to NE 14, Center-B.Brinkley. D.Amendola to NE 23 for 9 yards (T.McBride).

New England Patriots at 3:11

- 1-10-NE 23 (3:11) (Shotgun) T.Brady pass short left to K.Martin to NE 32 for 9 yards (M.Griffin).
- 2-1-NE 32 (2:38) C.Fleming reported in as eligible. J.Iosefa up the middle to NE 37 for 5 yards (A.Williamson; D.Bass). R5
- 1-10-NE 37 (2:02) T.Brady pass incomplete short right. thrown away from outside the pocket
- 2-10-NE 37 (1:52) (Shotgun) J.White right guard to NE 41 for 4 yards (M.Griffin; B.Webb).
PENALTY on NE, Illegal Formation, 5 yards, enforced at NE 37 - No Play.
- 2-15-NE 32 (1:30) (Shotgun) T.Brady pass incomplete short right to R.Gronkowski.
- 3-15-NE 32 (1:25) (Shotgun) T.Brady sacked at NE 25 for -7 yards (J.Casey).
- 4-22-NE 25 (:55) R.Allen punts 56 yards to TEN 19, Center-J.Cardona. P.Cox to TEN 25 for 6 yards (M.Slater).

Tennessee Titans at 0:45

- 1-10-TEN 25 (:45) A.Andrews right guard to TEN 29 for 4 yards (J.Collins; P.Chung).

END OF QUARTER

	Score	Time Poss	First Downs				Efficiencies	
			R	P	X	T	3 Down	4 Down
Tennessee Titans	0	6:07	1	1	0	2	0/2	0/0
New England Patriots	7	8:53	2	3	0	5	3/4	0/0

Second Quarter

12/20/2015

Play By Play

Tennessee Titans continued.

- 2-6-TEN 29 (15:00) A.Andrews up the middle to TEN 31 for 2 yards (J.Sheard).
- 3-4-TEN 31 (14:22) (Shotgun) PENALTY on TEN-T.Lewan, False Start, 5 yards, enforced at TEN 31 - No Play.
- 3-9-TEN 26 (14:00) (Shotgun) M.Mariota sacked at TEN 17 for -9 yards (C.Jones). FUMBLES (C.Jones), touched at TEN 7, RECOVERED by NE-A.Hicks at TEN 0. TOUCHDOWN. TEN-M.Mariota was injured during the play. His return is Questionable. Penalty on TEN-T.Lewan, Illegal Use of Hands, declined. NE 95-Jones 11.5 sacks for season, ties career high.

New England Patriots at 13:48

S.Gostkowski extra point is GOOD, Center-J.Cardona, Holder-R.Allen.

TEN 0 NE 14, 0 plays, 0 yards, 0:00 drive , 1:12 elapsed
--

S.Gostkowski kicks 67 yards from NE 35 to TEN -2. T.McBride MUFFS catch, and recovers at TEN -1. T.McBride to TEN 10 for 11 yards (T.Wilson; B.King).

Tennessee Titans at 13:48, (1st play from scrimmage 13:45)

- 1-10-TEN 10 (13:45) D.Cobb right guard to TEN 14 for 4 yards (J.Mayo).
- 2-6-TEN 14 (13:06) (Shotgun) M.Mariota pass short left to A.Fasano pushed ob at TEN 19 for 5 yards (P.Chung).
Timeout #1 by NE at 12:18.
- 3-1-TEN 19 (12:18) J.Fowler up the middle to TEN 19 for no gain (J.Sheard).
- 4-1-TEN 19 (11:35) B.Kern punts 61 yards to NE 20, Center-B.Brinkley. D.Amendola to NE 25 for 5 yards (P.Supernaw). FUMBLES (P.Supernaw), RECOVERED by TEN-C.Riggs at NE 26. C.Riggs to NE 26 for no gain (J.Richards).
Penalty on NE-L.Ryan, Illegal Block Above the Waist, declined.

Tennessee Titans at 11:24

- 1-10-NE 26 (11:24) M.Mariota pass incomplete deep middle to D.Walker (D.Hightower).
- 2-10-NE 26 (11:17) (Shotgun) D.Cobb left tackle to NE 23 for 3 yards (J.Collins; C.Jones).
- 3-7-NE 23 (10:32) (Shotgun) M.Mariota sacked at NE 31 for -8 yards (J.Collins).
- 4-15-NE 31 (9:49) R.Succop 49 yard field goal is GOOD, Center-B.Brinkley, Holder-B.Kern.

TEN 3 NE 14, 4 plays, -5 yards, 1:40 drive, 5:16 elapsed
--

R.Succop kicks 70 yards from TEN 35 to NE -5. K.Martin pushed ob at TEN 30 for 75 yards (C.Riggs).

New England Patriots at 9:44, (1st play from scrimmage 9:35)

- 1-10-TEN 30 (9:35) (Shotgun) T.Brady pass incomplete short right to D.Amendola [D.Jones].
- 2-10-TEN 30 (9:31) (Shotgun) T.Brady pass short left to J.White for 30 yards, TOUCHDOWN. NE 12-Brady 35th TD pass of season, 4th career season with 35+ TD passes, ties NFL record (Peyton Manning).
S.Gostkowski extra point is GOOD, Center-J.Cardona, Holder-R.Allen.

TEN 3 NE 21, 2 plays, 30 yards, 0:21 drive, 5:37 elapsed
--

S.Gostkowski kicks 56 yards from NE 35 to TEN 9. A.Andrews to TEN 22 for 13 yards (N.Ebner).

Tennessee Titans at 9:23, (1st play from scrimmage 9:19)

- 1-10-TEN 22 (9:19) TEN 7-Mettenberger now at QB. Z.Mettenberger FUMBLES (Aborted) at TEN 18, recovered by TEN-D.Cobb at TEN 22. D.Cobb to TEN 22 for no gain (A.Hicks; J.Mayo).
- 2-10-TEN 22 (8:41) Z.Mettenberger pass short left to A.Andrews to TEN 24 for 2 yards (P.Chung).
- 3-8-TEN 24 (7:56) (Shotgun) Z.Mettenberger pass deep right to D.Green-Beckham to NE 47 for 29 yards (L.Ryan; M.Butler).
- 1-10-NE 47 (7:16) A.Andrews up the middle to NE 45 for 2 yards (S.Siliga; J.Mayo).
- 2-8-NE 45 (6:42) Z.Mettenberger pass short right to C.Stevens to NE 40 for 5 yards (R.Ninkovich).
- 3-3-NE 40 (6:03) (Shotgun) Z.Mettenberger pass short left to A.Andrews to NE 38 for 2 yards (M.Butler; L.Johnson).
- 4-1-NE 38 (5:16) A.Andrews left guard to NE 38 for no gain (P.Chung). measurement

New England Patriots at 5:00

- 1-10-NE 38 (5:00) B.Bolden left tackle to NE 46 for 8 yards (D.Stafford).
- 2-2-NE 46 (4:24) J.Iosefa right guard to NE 45 for -1 yards (J.Casey).
- 3-3-NE 45 (3:47) (Shotgun) PENALTY on NE-J.Kline, False Start, 5 yards, enforced at NE 45 - No Play.
- 3-8-NE 40 (3:32) (Shotgun) T.Brady pass short right to J.White to TEN 48 for 12 yards (K.Klug; M.Huff). TEN-M.Huff was injured during the play.
- 1-10-TEN 48 (3:03) C.Fleming reported in as eligible. J.Iosefa right tackle to TEN 33 for 15 yards (W.Woodyard).
- 1-10-TEN 33 (2:28) C.Fleming reported in as eligible. J.Iosefa right guard to TEN 31 for 2 yards (M.Griffin; A.Williamson).

Two-Minute Warning

- 2-8-TEN 31 (2:00) (Shotgun) T.Brady pass incomplete short left to J.White.
- 3-8-TEN 31 (1:56) (Shotgun) J.White left end to TEN 25 for 6 yards (A.Williamson).
Timeout #1 by TEN at 01:49.
- 4-2-TEN 25 (1:49) S.Gostkowski 43 yard field goal is GOOD, Center-J.Cardona, Holder-R.Allen.

Tennessee Titans vs New England Patriots at Gillette Stadium

TEN 3 NE 24, 8 plays, 37 yards, 3:16 drive, 13:16 elapsed

S.Gostkowski kicks 65 yards from NE 35 to end zone, Touchback.

Tennessee Titans at 1:44

1-10-TEN 20 (1:44) (Shotgun) Z.Mettenberger pass incomplete short middle to A.Andrews (R.Ninkovich).

2-10-TEN 20 (1:38) (Shotgun) Z.Mettenberger pass incomplete deep left to D.Walker.

3-10-TEN 20 (1:33) (Shotgun) A.Andrews left guard to TEN 21 for 1 yard (J.Collins).

Timeout #2 by NE at 01:28.

4-9-TEN 21 (1:28) B.Kern punts 56 yards to NE 23, Center-B.Brinkley. D.Amendola ran ob at NE 45 for 22 yards. NE-D.Amendola was injured during the play. He is Out.

New England Patriots at 1:13

1-10-NE 45 (1:13) (Shotgun) T.Brady pass short left to J.White pushed ob at TEN 49 for 6 yards (C.Sensabaugh).

2-4-TEN 49 (1:08) (Shotgun) T.Brady pass short right to J.White pushed ob at TEN 31 for 18 yards (A.Williamson).

1-10-TEN 31 (1:01) (Shotgun) T.Brady pass short right to J.White to TEN 33 for -2 yards (D.Bass).

2-12-TEN 33 (:37) (No Huddle, Shotgun) T.Brady pass short left to J.White to TEN 30 for 3 yards (A.Williamson).

Timeout #3 by NE at 00:28.

3-9-TEN 30 (:28) (Shotgun) T.Brady pass incomplete short right to K.Martin.

4-9-TEN 30 (:25) S.Gostkowski 48 yard field goal is No Good, Wide Right, Center-J.Cardona, Holder-R.Allen.

Tennessee Titans at 0:20

1-10-TEN 38 (:20) (Shotgun) Z.Mettenberger sacked at TEN 28 for -10 yards (J.Sheard).

END OF QUARTER

	Score	Time Poss	First Downs				Efficiencies	
			R	P	X	T	3 Down	4 Down
Tennessee Titans	3	10:30	0	1	0	1	1/6	0/1
New England Patriots	24	4:30	1	3	0	4	1/3	0/0

12/20/2015 at Gillette Stadium

PERIOD SCORES

TIME OF POSSESSION

- Scoring Plays

	Tennessee Titans	New England Patriots
TOTAL FIRST DOWNS	3	9
First Downs Rushing-Passing-by Penalty	1 - 2 - 0	3 - 6 - 0
THIRD DOWN EFFICIENCY	1-8-13%	4-7-57%
TOTAL NET YARDS	58	193
Total Offensive Plays	29	30
NET YARDS RUSHING	30	54
NET YARDS PASSING	28	139
Gross Yards Passing	70	146
Times thrown-yards lost attempting to pass	4-42	1-7
Pass Attempts-Completions-Had Intercepted	12 - 7 - 0	19 - 14 - 0
Punts-Number and Average	4 - 54	1 - 56
Penalties-Number and Yards	2 - 15	3 - 20
Fumbles-Number and Lost	2 - 1	1 - 1
Red Zone Efficiency	0-0-0%	1-1-100%
Average Drive Start	TEN 29	NE 39

[illegible]

Play By Play

Third Quarter

12/20/2015

NE elects to Receive, and TEN elects to defend the North goal.

R.Succop kicks 65 yards from TEN 35 to end zone, Touchback.

New England Patriots at 15:00

- 1-10-NE 20 (15:00) (Shotgun) B.Bolden left end to NE 26 for 6 yards (W.Woodyard; A.Woods).
- 2-4-NE 26 (14:22) T.Brady pass incomplete short middle to R.Gronkowski.
- 3-4-NE 26 (14:18) (Shotgun) T.Brady pass incomplete short middle to B.LaFell.
- 4-4-NE 26 (14:14) R.Allen punts 51 yards to TEN 23, Center-J.Cardona. H.Douglas to TEN 41 for 18 yards (T.Wilson).

Tennessee Titans at 14:03

- 1-10-TEN 41 (14:03) A.Andrews left end to TEN 44 for 3 yards (J.Collins).
- 2-7-TEN 44 (13:22) (Shotgun) Z.Mettenberger pass deep left to D.Green-Beckham to NE 26 for 30 yards (L.Ryan). P4
- 1-10-NE 26 (12:43) A.Andrews up the middle to NE 21 for 5 yards (M.Brown; J.Mayo).
- 2-5-NE 21 (12:04) Z.Mettenberger pass short left to A.Andrews pushed ob at NE 12 for 9 yards (J.Mayo). P5
- 1-10-NE 12 (11:38) A.Andrews right tackle to NE 12 for no gain (A.Branch; R.Ninkovich).
- 2-10-NE 12 (10:56) (Shotgun) Z.Mettenberger scrambles right guard to NE 7 for 5 yards (C.Jones; D.Hightower).
- 3-5-NE 7 (10:12) (Shotgun) Z.Mettenberger pass short middle to D.Walker for 7 yards, TOUCHDOWN. P6
- R.Succop extra point is GOOD, Center-B.Brinkley, Holder-B.Kern.

TEN 10 NE 24, 7 plays, 59 yards, 3:58 drive, 4:55 elapsed

R.Succop kicks 65 yards from TEN 35 to end zone, Touchback.

New England Patriots at 10:05

- 1-10-NE 20 (10:05) T.Brady pass incomplete short middle to R.Gronkowski.
- 2-10-NE 20 (10:01) T.Brady pass incomplete deep left to R.Gronkowski (D.Stafford).
- 3-10-NE 20 (9:55) (Shotgun) T.Brady pass short left to R.Gronkowski to NE 30 for 10 yards (M.Huff). P10
- 1-10-NE 30 (9:14) J.Iosefa right tackle to NE 34 for 4 yards (C.Sensabaugh).
- 2-6-NE 34 (8:34) J.Iosefa up the middle to NE 39 for 5 yards (D.Bass).
- 3-1-NE 39 (8:02) B.Bolden right tackle to NE 41 for 2 yards (D.Jones; D.Stafford). measurement R11
- 1-10-NE 41 (7:26) (Shotgun) T.Brady pass deep left to B.LaFell pushed ob at TEN 41 for 18 yards (D.Stafford). P12
- PENALTY on TEN-D.Stafford, Unnecessary Roughness, 14 yards, enforced at TEN 41. X13
- 1-10-TEN 27 (7:11) (Shotgun) J.Iosefa left guard to TEN 22 for 5 yards (K.Klug).
- 2-5-TEN 22 (6:37) (Shotgun) J.Iosefa up the middle to TEN 19 for 3 yards (K.Klug; Z.Brown).
- 3-2-TEN 19 (5:53) B.Bolden left end to TEN 20 for -1 yards (B.Orakpo).
- 4-3-TEN 20 (5:13) S.Gostkowski 38 yard field goal is GOOD, Center-J.Cardona, Holder-R.Allen.

TEN 10 NE 27, 11 plays, 60 yards, 1 penalty, 4:56 drive, 9:51 elapsed

S.Gostkowski kicks 65 yards from NE 35 to end zone, Touchback.

Tennessee Titans at 5:09

- 1-10-TEN 20 (5:09) Z.Mettenberger pass incomplete deep left to H.Douglas.
- Penalty on TEN-D.Green-Beckham, Illegal Formation, declined.
- 2-10-TEN 20 (5:03) D.Cobb right tackle to TEN 22 for 2 yards (A.Branch).
- 3-8-TEN 22 (4:24) (Shotgun) Z.Mettenberger pass short left intended for T.McBride INTERCEPTED by M.Butler [D.Hightower] at TEN 32. M.Butler to TEN 32 for no gain (T.McBride).
- PENALTY on NE-L.Johnson, Defensive Holding, 5 yards, enforced at TEN 22 - No Play. X7
- 1-10-TEN 27 (4:12) D.Cobb left tackle to TEN 27 for no gain (M.Brown).
- 2-10-TEN 27 (3:31) (Shotgun) Z.Mettenberger pass short right to A.Fasano to TEN 35 for 8 yards (P.Chung).
- 3-2-TEN 35 (3:00) (Shotgun) Z.Mettenberger pass short right to A.Fasano pushed ob at TEN 43 for 8 yards (J.Richards). P8
- 1-10-TEN 43 (2:33) Z.Mettenberger sacked at TEN 34 for -9 yards (C.Jones). NE 95-Jones 12.5 sacks for season, ties 3rd best season in franchise history.
- Timeout #1 by TEN at 01:47.
- 2-19-TEN 34 (1:47) (Shotgun) Z.Mettenberger pass incomplete deep right to D.Green-Beckham (J.Richards) [R.Ninkovich].
- 3-19-TEN 34 (1:42) (Shotgun) Z.Mettenberger pass short middle to A.Andrews to TEN 38 for 4 yards (J.Mayo; L.Johnson).
- 4-15-TEN 38 (1:06) B.Kern punts 56 yards to NE 6, Center-B.Brinkley, out of bounds.

New England Patriots at 0:58

- 1-10-NE 6 (:58) (Shotgun) B.Bolden right guard to NE 8 for 2 yards (Z.Brown).
- 2-8-NE 8 (:21) (Shotgun) T.Brady pass short middle to K.Martin to NE 19 for 11 yards (A.Williamson). P14

Tennessee Titans vs New England Patriots at Gillette Stadium								
END OF QUARTER	Score	Time	First Downs				Efficiencies	
		Poss	R	P	X	T	3 Down	4 Down
Tennessee Titans	10	8:09	0	4	1	5	2/3	0/0
New England Patriots	27	6:51	1	3	1	5	2/4	0/0

Play By Play

Fourth Quarter

12/20/2015

New England Patriots continued.

<u>1-10-NE 19</u>	(15:00) (Shotgun) T.Brady pass short left to B.Bolden pushed ob at NE 31 for 12 yards (P.Cox).	P15
<u>1-10-NE 31</u>	(14:36) J.Iosefa left guard to NE 34 for 3 yards (A.Williamson; J.Casey).	
2-7-NE 34	(13:56) (Shotgun) T.Brady sacked at NE 27 for -7 yards (sack split by K.Klug and A.Blackson).	
3-14-NE 27	(13:11) (Shotgun) T.Brady pass short left to R.Gronkowski to NE 38 for 11 yards (K.Klug).	
4-3-NE 38	(12:36) R.Allen punts 38 yards to TEN 24, Center-J.Cardona, out of bounds.	

Tennessee Titans at 12:28

1-10-TEN 24	(12:28) Z.Mettenberger pass short right to D.Green-Beckham to TEN 32 for 8 yards (P.Chung).	
2-2-TEN 32	(11:51) A.Andrews up the middle to TEN 40 for 8 yards (A.Branch; J.Collins).	R9
<u>1-10-TEN 40</u>	(11:12) Z.Mettenberger pass short left to H.Douglas pushed ob at 50 for 10 yards (M.Butler).	P10
<u>1-10-50</u>	(10:55) (Shotgun) Z.Mettenberger pass short right to A.Andrews to NE 42 for 8 yards (L.Ryan).	
2-2-NE 42	(10:12) A.Andrews left guard to NE 36 for 6 yards (M.Butler).	R11
<u>1-10-NE 36</u>	(9:34) (Shotgun) Z.Mettenberger pass deep right intended for H.Douglas INTERCEPTED by M.Butler at NE -2. Touchback.	

New England Patriots at 9:25

1-10-NE 20	(9:25) J.Iosefa left guard to NE 24 for 4 yards (B.Orakpo).	
2-6-NE 24	(8:52) B.LaFell right end pushed ob at NE 24 for no gain (C.Sensabaugh). end-around	
3-6-NE 24	(8:24) (Shotgun) T.Brady pass short left to J.White to TEN 6 for 70 yards (B.Webb).	
	PENALTY on NE-K.Martin, Offensive Pass Interference, 10 yards, enforced at NE 24 - No Play.	
3-16-NE 14	(7:49) (Shotgun) T.Brady pass short left to K.Martin to NE 20 for 6 yards (B.Orakpo).	
4-10-NE 20	(7:11) R.Allen punts 37 yards to TEN 43, Center-J.Cardona, out of bounds.	

Tennessee Titans at 7:04

1-10-TEN 43	(7:04) (Shotgun) Z.Mettenberger pass short middle to D.Walker for 57 yards, TOUCHDOWN. NE-P.Chung was injured during the play.	P12
	R.Succop extra point is No Good, Wide Right, Center-B.Brinkley, Holder-B.Kern.	

TEN 16 NE 27, 1 plays, 57 yards, 0:12 drive, 8:08 elapsed

R.Succop kicks 65 yards from TEN 35 to end zone, Touchback.

New England Patriots at 6:52

1-10-NE 20	(6:52) (Shotgun) T.Brady pass incomplete short right to B.Bolden.	
2-10-NE 20	(6:48) (Shotgun) T.Brady pass short left to R.Gronkowski to NE 35 for 15 yards (M.Griffin).	P16
<u>1-10-NE 35</u>	(6:17) B.Bolden right tackle to NE 35 for no gain (D.Jones; A.Williamson).	
2-10-NE 35	(5:42) (Shotgun) T.Brady pass short right to M.Williams ran ob at NE 42 for 7 yards.	
3-3-NE 42	(5:09) (Shotgun) T.Brady pass deep right to B.LaFell to TEN 27 for 31 yards (B.Webb) [D.Bass].	P17
<u>1-10-TEN 27</u>	(4:27) C.Fleming reported in as eligible. J.Iosefa left guard to TEN 23 for 4 yards (A.Williamson).	
2-6-TEN 23	(3:45) (Shotgun) T.Brady pass incomplete deep left to R.Gronkowski (M.Griffin).	
	Timeout #2 by TEN at 03:39.	
3-6-TEN 23	(3:39) (Shotgun) T.Brady pass incomplete deep left to R.Gronkowski.	
4-6-TEN 23	(3:35) S.Gostkowski 42 yard field goal is GOOD, Center-J.Cardona, Holder-R.Allen. kicked bounced off right upright and through	

TEN 16 NE 30, 9 plays, 57 yards, 3:22 drive, 11:30 elapsed

S.Gostkowski kicks 65 yards from NE 35 to end zone, Touchback.

Tennessee Titans at 3:30

1-10-TEN 20	(3:30) (Shotgun) Z.Mettenberger pass short right to H.Douglas to TEN 25 for 5 yards (T.Wilson).	
2-5-TEN 25	(3:03) (No Huddle, Shotgun) Z.Mettenberger pass short right to D.Green-Beckham ran ob at TEN 37 for 12 yards.	P13
<u>1-10-TEN 37</u>	(2:59) (Shotgun) Z.Mettenberger pass short middle to D.Green-Beckham to NE 48 for 15 yards (L.Ryan).	P14
<u>1-10-NE 48</u>	(2:36) (No Huddle, Shotgun) Z.Mettenberger pass incomplete short middle to A.Fasano (T.Wilson).	
2-10-NE 48	(2:33) (Shotgun) Z.Mettenberger pass incomplete deep left to D.Green-Beckham.	
3-10-NE 48	(2:28) (Shotgun) Z.Mettenberger pass short right intended for D.Walker INTERCEPTED by J.Collins at NE 33. J.Collins to TEN 16 for 51 yards (B.Sankey). TEN-C.Warmack was injured during the play.	

New England Patriots at 2:14

1-10-TEN 16	(2:14) C.Fleming reported in as eligible. J.Iosefa right guard to TEN 14 for 2 yards (M.Griffin).	
-------------	---	--

Two-Minute Warning

2-8-TEN 14	(2:00) J.Iosefa right end to TEN 13 for 1 yard (D.Bass).	
	Timeout #3 by TEN at 01:54.	

Tennessee Titans vs New England Patriots at Gillette Stadium

- 3-7-TEN 13 (1:54) J.Iosefa up the middle to TEN 14 for -1 yards (D.Jones).
- 4-8-TEN 14 (1:09) S.Gostkowski 32 yard field goal is GOOD, Center-J.Cardona, Holder-R.Allen.

TEN 16 NE 33, 4 plays, 2 yards, 1:08 drive, 13:54 elapsed

S.Gostkowski kicks 65 yards from NE 35 to end zone, Touchback.

Tennessee Titans at 1:06

- 1-10-TEN 20 (1:06) (Shotgun) Z.Mettenberger pass short right to B.Sankey to TEN 21 for 1 yard (L.Ryan).
- 2-9-TEN 21 (:41) (No Huddle, Shotgun) Z.Mettenberger pass short right to B.Sankey to TEN 36 for 15 yards (J.Richards).
- 1-10-TEN 36 (:21) (No Huddle, Shotgun) Z.Mettenberger pass short right to B.Sankey to TEN 43 for 7 yards (R.Ninkovich).

P15

END OF QUARTER	Score	Time	First Downs				Efficiencies	
		Poss	R	P	X	T	3 Down	4 Down
Tennessee Titans	16	5:37	2	5	0	7	0/1	0/0
New England Patriots	33	9:23	0	3	0	3	1/5	0/0

Tennessee Titans vs New England Patriots
12/20/2015 at Gillette Stadium

Final Defensive Statistics

Tennessee Titans	Regular Defensive Plays												Special Teams					Misc			
	TKL	AST	COMB	SK	/ YDS	TFL	Q	IN	PD	FF	FR		TKL	AST	FF	FR	BL	TKL	AST	FF	FR
A.Williamson	5	4	9	0	0	0	0	0	0	0	0		0	0	0	0	0	0	0	0	0
M.Griffin	4	2	6	0	0	0	0	0	1	0	0		0	0	0	0	0	0	0	0	0
D.Bass	4	1	5	0	0	2	1	0	0	0	0		0	0	0	0	0	0	0	0	0
D.Stafford	4	1	5	0	0	0	0	0	1	0	0		0	0	0	0	0	0	0	0	0
C.Sensabaugh	3	2	5	0	0	0	0	0	0	0	0		0	0	0	0	0	0	0	0	0
K.Klug	2	3	5	0.5	3.5	0	1	0	0	0	0		0	0	0	0	0	0	0	0	0
W.Woodyard	2	3	5	0	0	0	0	0	0	0	0		0	0	0	0	0	0	0	0	0
B.Orakpo	4	0	4	0	0	1	0	0	0	0	0		0	0	0	0	0	0	0	0	0
D.Jones	1	3	4	0	0	1	1	0	0	0	0		0	0	0	0	0	0	0	0	0
J.Casey	2	1	3	1	7	2	1	0	0	0	0		0	0	0	0	0	0	0	0	0
M.Huff	2	1	3	0	0	0	0	0	0	0	0		0	0	0	0	0	0	0	0	0
Z.Brown	1	1	2	0	0	0	0	0	0	0	0		0	0	0	0	0	0	0	0	0
P.Cox	1	0	1	0	0	0	0	0	0	0	0		0	0	0	0	0	0	0	0	0
B.Webb	1	0	1	0	0	0	0	0	0	0	0		0	0	0	0	0	0	0	0	0
A.Blackson	0	1	1	0.5	3.5	0	1	0	0	0	0		0	0	0	0	0	0	0	0	0
A.Woods	0	1	1	0	0	0	0	0	0	0	0		0	0	0	0	0	0	0	0	0
C.Riggs	0	0	0	0	0	0	0	0	0	0	0		2	0	0	1	0	0	0	0	0
P.Supernaw	0	0	0	0	0	0	0	0	0	0	0		1	0	1	0	0	0	0	0	0
T.McBride	0	0	0	0	0	0	0	0	0	0	0		1	0	0	0	0	0	0	0	0
B.Sankey	0	0	0	0	0	0	0	0	0	0	0		0	0	0	0	0	1	0	0	0
D.Cobb	0	0	0	0	0	0	0	0	0	0	0		0	0	0	0	0	0	0	0	1
Total	36	24	60	2	14	6	5	0	2	0	0		4	0	1	1	0	1	0	0	1

TKL = Tackle AST = Assist COMB = Combined QH=QB Hit IN = Interception PD = Pass Defense FF = Forced Fumble FR = Fumble Recovery

New England Patriots	Regular Defensive Plays												Special Teams					Misc			
	TKL	AST	COMB	SK	/ YDS	TFL	QH	IN	PD	FF	FR		TKL	AST	FF	FR	BL	TKL	AST	FF	FR
P.Chung	5	2	7	0	0	0	0	0	0	0	0		0	0	0	0	0	0	0	0	0
J.Collins	3	4	7	1	8	1	1	1	1	0	0		0	0	0	0	0	0	0	0	0
L.Ryan	5	1	6	0	0	0	0	0	0	0	0		0	0	0	0	0	0	0	0	0
J.Mayo	2	4	6	0	0	0	0	0	0	0	0		0	0	0	0	0	0	0	0	0
M.Butler	3	2	5	0	0	0	0	1	1	0	0		0	0	0	0	0	0	0	0	0
J.Sheard	3	1	4	1	10	1	1	0	0	0	0		0	0	0	0	0	0	0	0	0
C.Jones	2	2	4	2	28	1	1	0	0	1	0		0	0	0	0	0	0	0	0	0
A.Hicks	2	2	4	1	5	1	1	0	0	0	1		0	0	0	0	0	0	0	0	0
A.Branch	2	2	4	0	0	0	0	0	0	0	0		0	0	0	0	0	0	0	0	0
R.Ninkovich	2	1	3	0	0	0	1	0	1	0	0		0	0	0	0	0	0	0	0	0
J.Richards	2	0	2	0	0	0	0	0	1	0	0		1	0	0	0	0	0	0	0	0
M.Brown	1	1	2	0	0	0	0	0	0	0	0		0	0	0	0	0	0	0	0	0
L.Johnson	0	2	2	0	0	0	0	0	0	0	0		0	0	0	0	0	0	0	0	0
T.Wilson	1	0	1	0	0	0	0	0	1	0	0		1	1	0	0	0	0	0	0	0
D.Hightower	0	1	1	0	0	0	0	0	1	0	0		0	0	0	0	0	0	0	0	0
S.Siliga	0	1	1	0	0	0	0	0	0	0	0		0	0	0	0	0	0	0	0	0
M.Slater	0	0	0	0	0	0	0	0	0	0	0		1	0	0	0	0	0	0	0	0
N.Ebner	0	0	0	0	0	0	0	0	0	0	0		1	0	0	0	0	0	0	0	0
B.King	0	0	0	0	0	0	0	0	0	0	0		0	1	0	0	0	0	0	0	0
Total	33	26	59	5	51	4	5	2	6	1	1		4	2	0	0	0	0	0	0	0

Ball Possession And Drive Chart

Tennessee Titans

#	Time Recd	Time Lost	Time Poss	How Ball Obtained	Drive Began	# Play	Yds Gain	Yds Pen	Net Yds	1st Down	Last Scrm	How Given Up
1	15:00	13:37	1:23	Kickoff	TEN 20	3	8	0	8	0	TEN 28	Punt
2	7:10	3:11	3:59	Kickoff	TEN 20	6	28	-10	18	2	TEN 38	Punt
3	0:45	13:48	1:57	Punt	TEN 25	3	-13	-5	-18	0	TEN 26	Fumble
4	13:48	11:24	2:24	Kickoff	TEN 10	3	9	0	9	0	TEN 19	Punt
5	11:24	9:44	1:40	Fumble	NE 26	4	-5	0	-5	0	NE 31	Field Goal
6	9:23	5:00	4:23	Kickoff	TEN 22	7	40	0	40	1	NE 38	Downs
7	1:44	1:13	0:31	Kickoff	TEN 20	3	1	0	1	0	TEN 21	Punt
8	0:20	0:00	0:20	Missed FG	TEN 38	1	-10	0	-10	0	TEN 38	End of Half
9	14:03	10:05	3:58	Punt	TEN 41	7	59	0	59	3	* NE 7	Touchdown
10	5:09	0:58	4:11	Kickoff	TEN 20	8	13	5	18	2	TEN 38	Punt
11	12:28	9:25	3:03	Punt	TEN 24	6	40	0	40	3	NE 36	Interception
12	7:04	6:52	0:12	Punt	TEN 43	1	57	0	57	1	TEN 43	Touchdown
13	3:30	2:14	1:16	Kickoff	TEN 20	6	32	0	32	2	NE 48	Interception
14	1:06	0:00	1:06	Kickoff	TEN 20	3	23	0	23	1	TEN 36	End of Game

(397) Average TEN 28

New England Patriots

#	Time Recd	Time Lost	Time Poss	How Ball Obtained	Drive Began	# Play	Yds Gain	Yds Pen	Net Yds	1st Down	Last Scrm	How Given Up
1	13:37	7:10	6:27	Punt	NE 21	11	89	-10	79	4	* TEN 5	Touchdown
2	3:11	0:45	2:26	Punt	NE 23	5	7	-5	2	1	NE 25	Punt
3	9:44	9:23	0:21	Kickoff	TEN 30	2	30	0	30	1	TEN 30	Touchdown
4	5:00	1:44	3:16	Downs	NE 38	8	42	-5	37	2	TEN 25	Field Goal
5	1:13	0:20	0:53	Punt	NE 45	6	25	0	25	1	TEN 30	Missed FG
6	15:00	14:03	0:57	Kickoff	NE 20	3	6	0	6	0	NE 26	Punt
7	10:05	5:09	4:56	Kickoff	NE 20	11	46	14	60	4	* TEN 20	Field Goal
8	0:58	12:28	3:30	Punt	NE 6	6	32	0	32	2	NE 38	Punt
9	9:25	7:04	2:21	Interception	NE 20	3	10	-10	0	0	NE 20	Punt
10	6:52	3:30	3:22	Kickoff	NE 20	9	57	0	57	2	TEN 23	Field Goal
11	2:14	1:06	1:08	Interception	TEN 16	4	2	0	2	0	* TEN 14	Field Goal

(367) Average NE 33

* inside opponent's 20

Time of Possession by Quarter

	1st	2nd	3rd	4th	OT	Total
Visitor Tennessee Titans	6:07	10:30	8:09	5:37		30:23
Home New England Patriots	8:53	4:30	6:51	9:23		29:37

Kickoff Drive No.-Start Average

Titans: 8 - TEN 19

Patriots: 4 - NE 32

Miscellaneous Statistics Report

Tennessee Titans vs New England Patriots
12/20/2015 at Gillette Stadium

Ten Longest Plays for Tennessee Titans

Yards	Qtr	Play Start	Play Description
57	4	1-10-TEN 43	(7:04) (Shotgun) Z.Mettenberger pass short middle to D.Walker for 57 yards, TOUCHDOWN. NE-P.Chung was injured during the play.
30	3	2-7-TEN 44	(13:22) (Shotgun) Z.Mettenberger pass deep left to D.Green-Beckham to NE 26 for 30 yards (L.Ryan).
29	2	3-8-TEN 24	(7:56) (Shotgun) Z.Mettenberger pass deep right to D.Green-Beckham to NE 47 for 29 yards (L.Ryan; M.Butler).
19	1	1-10-TEN 33	(5:48) M.Mariota pass deep right to D.Green-Beckham pushed ob at NE 48 for 19 yards (L.Ryan).
15	4	1-10-TEN 37	(2:59) (Shotgun) Z.Mettenberger pass short middle to D.Green-Beckham to NE 48 for 15 yards (L.Ryan).
15	4	2-9-TEN 21	(:41) (No Huddle, Shotgun) Z.Mettenberger pass short right to B.Sankey to TEN 36 for 15 yards (J.Richards).
12	4	2-5-TEN 25	(3:03) (No Huddle, Shotgun) Z.Mettenberger pass short right to D.Green-Beckham ran ob at TEN 37 for 12 yards.
10	4	1-10-TEN 40	(11:12) Z.Mettenberger pass short left to H.Douglas pushed ob at 50 for 10 yards (M.Butler).
9	3	2-5-NE 21	(12:04) Z.Mettenberger pass short left to A.Andrews pushed ob at NE 12 for 9 yards (J.Mayo).
8	1	1-10-TEN 20	(7:10) M.Mariota pass short left to J.Fowler to TEN 28 for 8 yards (M.Butler).

Ten Longest Plays for New England Patriots

Yards	Qtr	Play Start	Play Description
32	3	1-10-NE 41	(7:26) (Shotgun) T.Brady pass deep left to B.LaFell pushed ob at TEN 41 for 18 yards (D.Stafford).
31	4	3-3-NE 42	(5:09) (Shotgun) T.Brady pass deep right to B.LaFell to TEN 27 for 31 yards (B.Webb) [D.Bass].
30	2	2-10-TEN 30	(9:31) (Shotgun) T.Brady pass short left to J.White for 30 yards, TOUCHDOWN. NE 12-Brady 35th TD pass of season, 4th
29	1	3-5-NE 26	(11:54) (Shotgun) T.Brady pass short middle to B.LaFell pushed ob at TEN 45 for 29 yards (M.Huff).
18	2	2-4-TEN 49	(1:08) (Shotgun) T.Brady pass short right to J.White pushed ob at TEN 31 for 18 yards (A.Williamson).
15	2	1-10-TEN 48	(3:03) C.Fleming reported in as eligible. J.Iosefa right tackle to TEN 33 for 15 yards (W.Woodyard).
15	4	2-10-NE 20	(6:48) (Shotgun) T.Brady pass short left to R.Gronkowski to NE 35 for 15 yards (M.Griffin).
13	1	2-9-TEN 25	(9:12) (Shotgun) T.Brady pass short right to R.Gronkowski pushed ob at TEN 12 for 13 yards (D.Stafford).
12	2	3-8-NE 40	(3:32) (Shotgun) T.Brady pass short right to J.White to TEN 48 for 12 yards (K.Klug; M.Huff). TEN-M.Huff was injured during
12	4	1-10-NE 19	(15:00) (Shotgun) T.Brady pass short left to B.Bolden pushed ob at NE 31 for 12 yards (P.Cox).

Touchdown Scoring Information

		Offense	Defense	Special Teams
VISITOR	Tennessee Titans	2	0	0
HOME	New England Patriots	2	1	0

Player Scoring Information

Club	Player	TD	Rush TD	Rec TD	KO TD	Punt TD	Int TD	Fum TD	Misc TD	FG	XP	2Pt Rush	2Pt Rec	Sfty	Points
TEN	D.Walker	0	0	2	0	0	0	0	0	0	0	0	0	0	12
TEN	R.Succop	0	0	0	0	0	0	0	0	1	1	0	0	0	4
NE	S.Gostkowski	0	0	0	0	0	0	0	0	4	3	0	0	0	15
NE	R.Gronkowski	0	0	1	0	0	0	0	0	0	0	0	0	0	6
NE	J.White	0	0	1	0	0	0	0	0	0	0	0	0	0	6

Possession Detail

	First Half		Second Half		Game	
	Visitor	Home	Visitor	Home	Visitor	Home
Largest Lead	0	21	0	17	0	21
Drives Leading	0	4	0	6	0	10
Time of Possession Leading	0:00	6:56	0:00	16:14	0:00	23:10
Largest Deficit	-21	0	-17	0	-21	0
Drives Trailing	7	0	6	0	13	0
Time of Possession Trailing	15:14	0:00	13:46	0:00	29:00	0:00
Times Score Tied Up		0		0		0
Lead Changes		1		0		1

Playtime Percentage

Percent of playtime per player on offense, defense and special teams

Tennessee Titans							New England Patriots								
		Offense		Defense		Special Teams			Offense		Defense		Special Teams		
B Bell	G	62	100%			3	9%	S Vollmer	T	66	100%		8	25%	
C Warmack	G	62	100%			3	9%	M Cannon	T	66	100%		8	25%	
Q Spain	G	62	100%			3	9%	T Brady	QB	66	100%				
T Lewan	T	62	100%					D Andrews	C	66	100%				
H Douglas	WR	52	84%			3	9%	R Gronkowski	TE	62	94%				
D Walker	TE	50	81%					B LaFell	WR	62	94%				
D Green-Beckham	WR	49	79%					T Jackson	G	61	92%				
Z Mettenberger	QB	43	69%					K Martin	WR	55	83%		5	16%	
A Andrews	RB	36	58%			8	25%	S Mason	G	51	77%		8	25%	
A Fasano	TE	34	55%					M Williams	TE	50	76%		16	50%	
J Looney	C	32	52%					B Bolden	RB	28	42%				
A Gallik	C	30	48%					J White	RB	22	33%				
C Stevens	TE	25	40%			3	9%	J Iosefa	RB	20	30%		4	12%	
M Mariota	QB	19	31%					J Kline	G	20	30%				
B Sankey	RB	16	26%					D Amendola	WR	12	18%		4	12%	
A Turzilli	WR	12	19%			8	25%	L Hankerson	WR	10	15%				
T McBride	WR	11	18%			17	53%	C Fleming	T	8	12%				
J Fowler	FB	11	18%			17	53%	M Slater	WR	1	2%		20	62%	
D Cobb	RB	11	18%					J Collins	LB			62	100%	4	12%
P Supernaw	TE	3	5%			21	66%	L Ryan	CB			62	100%	4	12%
D Stafford	SS			66	100%	13	41%	D Harmon	FS			62	100%	3	9%
A Williamson	LB			66	100%	8	25%	M Butler	CB			59	95%	14	44%
M Griffin	FS			66	100%	8	25%	P Chung	SS			53	85%	10	31%
P Cox	CB			65	98%	1	3%	R Ninkovich	DE			42	68%	8	25%
D Bass	LB			64	97%	4	12%	J Sheard	DE			41	66%	1	3%
B Orakpo	LB			64	97%			C Jones	DE			37	60%	12	38%
C Sensabaugh	CB			63	95%	12	38%	M Brown	DT			36	58%	3	9%
J Casey	DT			49	74%	8	25%	J Mayo	LB			35	56%	1	3%
D Jones	DE			44	67%	11	34%	A Hicks	DE			33	53%	3	9%
W Woodyard	LB			34	52%	13	41%	D Hightower	LB			31	50%	3	9%
A Woods	NT			28	42%	4	12%	J Richards	DB			30	48%	19	59%
B Webb	CB			26	39%	11	34%	A Branch	DT			29	47%	12	38%
K Klug	DT			22	33%	11	34%	N Ebner	FS			18	29%	24	75%
M Huff	FS			21	32%	26	81%	L Johnson	CB			17	27%	6	19%
A Blackson	DE			17	26%	3	9%	G Grissom	DE			14	23%	8	25%
Z Brown	LB			14	21%	4	12%	T Wilson	SS			6	10%	20	62%
S Hill	NT			12	18%	4	12%	S Siliga	DT			6	10%	8	25%
J Staples	LB			2	3%	28	88%	D Fleming	LB			4	6%	20	62%
J Tavai	LB			2	3%	13	41%	J Coleman	DB			3	5%	4	12%
C Riggs	CB			1	2%	21	66%	J Bostic	LB			2	3%	20	62%
S Johnson	LB					21	66%	B King	LB					20	62%
J Aubrey	SS					16	50%	S Gostkowski	K					16	50%
B Brinkley	LS					8	25%	R Allen	P					12	38%
B Kern	P					8	25%	A Cleveland	TE					12	38%
R Succop	K					7	22%	J Cardona	LS					12	38%
J Poutasi	T					3									

2015 TENNESSEE TITANS REGULAR SEASON STATISTICS

Won 3, Lost 11

Date	W-L	Score	OT	Opponent	Attendance
09/13	W	42-14		at Tampa Bay	63,945
09/20	L	14-28		at Cleveland	67,431
09/27	L	33-35		Indianapolis	65,920
10/11	L	13-14		Buffalo	65,670
10/18	L	10-38		Miami	62,342
10/25	L	7-10		Atlanta	63,329
11/01	L	6-20		at Houston	71,630
11/08	W	34-28	OT	at New Orleans	73,075
11/15	L	10-27		Carolina	63,591
11/19	L	13-19		at Jacksonville	60,121
11/29	L	21-24		Oakland	58,075
12/06	W	42-39		Jacksonville	57,355
12/13	L	8-30		at New York Jets	78,160
12/20	L	16-33		at New England	66,829
12/27				Houston	
01/03				at Indianapolis	

Statistic	Tenn.	Opp.
Total First Downs	271	278
Rushing	61	88
Passing	175	168
Penalty	35	22
3rd Down: Made/Att	56/171	78/183
3rd Down Pct.	32.7	42.6
4th Down: Made/Att	5/12	4/12
4th Down Pct.	41.7	33.3
Possession Avg.	30:01	29:59
Total Net Yards	4500	4818
Avg. Per Game	321.4	344.1
Total Plays	855	863
Avg. Per Play	5.3	5.6
Net Yards Rushing	1318	1542
Avg. Per Game	94.1	110.1
Total Rushes	333	388
Net Yards Passing	3182	3276
Avg. Per Game	227.3	234.0
Sacked/Yards Lost	49/340	37/259
Gross Yards	3522	3535
Att./Completions	473/300	438/282
Completion Pct.	63.4	64.4
Had Intercepted	15	10
Punts/Average	73/47.2	63/48.2
Net Punting Avg.	73/39.4	63/42.7
Penalties/Yards	83/676	102/883
Fumbles/Ball Lost	21/13	15/7
Touchdowns	33	44
Rushing	8	10
Passing	23	30
Returns	2	4

Score By Periods	Q1	Q2	Q3	Q4	OT	PTS
Team	60	64	81	58	6	269
Opponents	76	110	51	122	0	359

Scoring	TD	Rush	Rec	Ret	K-PAT	FG	S	PTS
Succop	0	0	0	0	26/28	13/15	0	65
Walker	6	0	6	0			0	38
Green-Beckham	3	0	3	0			0	20
Andrews	3	3	0	0			0	18
Mariota	3	2	1	0			0	18
Wright	3	0	3	0			0	18
McCluster	2	1	1	0			0	14
Douglas	2	0	2	0			0	12
Fasano	2	0	2	0			0	12
Fowler	2	1	1	0			0	12
Sankey	2	1	1	0			0	12
Stevens	2	0	2	0			0	12
Hunter	1	0	1	0			0	6
Sensabaugh	1	0	0	1			0	6
Woodyard	1	0	0	1			0	6
Team	33	8	23	2	26/28	13/15	0	269
Opponents	44	10	30	4	41/43	18/22	0	359

2-Pt Conv: Green-Beckham, McCluster, Walker, **TM 3-4, OPP 0-1**

Rushing	No.	Yds	Avg	Long	TD
Andrews	141	519	3.7	38	3
Mariota	34	252	7.4	87t	2
McCluster	55	247	4.5	44	1
Sankey	41	166	4.0	16	1
Cobb	26	55	2.1	10	0
West TM	16	51	3.2	12	0
Wright	5	17	3.4	13	0
Fowler	7	13	1.9	3	1
D. Johnson LG	1	6	6.0	6	0
Mettenberger	7	4	0.6	5	0
Douglas	1	-6	-6.0	-6	0
Team	333	1318	4.0	87t	8
Opponents	388	1542	4.0	32	10

Receiving	No.	Yds	Avg	Long	TD
Walker	76	935	12.3	61t	6
Wright	33	390	11.8	52t	3
McCluster	31	260	8.4	35	1
Green-Beckham	30	528	17.6	47t	3
Douglas	28	313	11.2	51	2
Fasano	24	268	11.2	33	2
Hunter	22	264	12.0	29	1
Andrews	19	171	9.0	23	0
Stevens	11	113	10.3	27	2
Sankey	11	96	8.7	20	1
Fowler	5	44	8.8	19	1
Coffman TM	4	42	10.5	16	0
Supernaw	3	32	10.7	16	0
Turzilli LG	2	25	12.5	18	0
Turzilli TM	2	25	12.5	18	0
Mariota	1	41	41.0	41t	1
Team	300	3522	11.7	61t	23
Opponents	282	3535	12.5	69t	30

Interceptions	No.	Yds	Avg	Long	TD
Brown	2	45	22.5	45	0
Sensabaugh	2	42	21.0	26t	1
Griffin	1	29	29.0	29	0
Cox	1	27	27.0	27	0
Bass	1	8	8.0	8	0
Mount	1	8	8.0	8	0
Webb	1	0	0.0	0	0
Williamson	1	0	0.0	0	0
Team	10	159	15.9	45	1
Opponents	15	240	16.0	69t	2

Punting	No.	Yds	Avg	Net	TB	In	Lg	B
Kern	73	3448	47.2	39.4	1	25	61	0
Team	73	3448	47.2	39.4	1	25	61	0
Opponents	63	3038	48.2	42.7	4	21	65	0

Punt Returns	Ret	FC	Yds	Avg	Long	TD
McCluster	24	15	217	9.0	37	0
Douglas	4	1	32	8.0	18	0
Cox	3	0	17	5.7	9	0
D. Johnson LG	2	0	3	1.5	3	0
Team	31	16	266	8.6	37	0
Opponents	39	19	550	14.1	78t	1

Kickoff Returns	No.	Yds	Avg	Long	TD
McCluster	13	285	21.9	32	0
McBride	9	169	18.8	31	0
Sankey	9	192	21.3	34	0
Andrews	1	13	13.0	13	0
Team	32	659	20.6	34	0
Opponents	21	564	26.9	75	0

Field Goals	1-19	20-29	30-39	40-49	50+
Succop	0/0	3/3	3/3	6/6	1/3
Team	0/0	3/3	3/3	6/6	1/3
Opponents	1/1	5/5	7/7	5/8	0/1

Succop: () () (38G,21G) (21G,41G) (37G) () (35G,44G) (51G,29G,55N) (45G) (47G,49G,53N) () () () (49G)
 OPP: () () () () (30G) (27G,47N) (38G,24G) (46B) (48G, 19G) (31G,32G,20G,36G) (24G) () (53N,47G,27G,42G) (43G,48N,38G,42G,32G)

Sacks: Casey 7, Orakpo 7, Woodyard 5, Klug 4.5, Morgan 4.5, Williamson 3.5, Blackson 2, Griffin 1, Stafford 1, Bass 0.5, Brown 0.5, Searcy 0.5, **TM 37, OPP 49**
FUM/Lost: Mariota 10/6, Mettenberger 3/1, McCluster 2/2, Sankey 2/1, West(TM) 2/2, Gallik 1/0, Supernaw 1/1

Passing	Att	Cmp	Yds	Cmp%	Yds/Att	TD	TD%	Int	Int%	Long	Sack/Lost	Rating
Mariota	370	230	2818	62.2	7.62	19	5.1	10	2.7	61t	38/258	91.5
Mettenberger	102	69	663	67.6	6.50	3	2.9	5	4.9	57t	11/82	74.9
Andrews	1	1	41	100.0	41.00	1	100.0	0	0.0	41t	0/0	158.3
Team	473	300	3522	63.4	7.45	23	4.9	15	3.2	61t	49/340	89.0
Opponents	438	282	3535	64.4	8.07	30	6.8	10	2.3	69t	37/259	102.7

TEXANS TOP TITANS 34-6 AT NISSAN STADIUM

**BY JIM WYATT
TITANS ONLINE
DECEMBER 28, 2015**

NASHVILLE, Tenn. — It was an ugly ending for the Titans at Nissan Stadium on Sunday.

In the team's home-finale against Texans, the Titans turned the ball over four times, and struggled to get anything going on offense with back-up quarterback Zach Mettenberger. The defense, meanwhile, failed to make plays against Texans quarterback Brandon Weeden.

It all added up to a 34-6 loss for the Titans.

"Losing, man, I'm just tired of losing," tight end Delanie Walker said afterward. "Yeah, I like some of the positive stuff I see in games, but we lost the game again. And there's nothing you can take from an L."

"I can't knock Houston, and I'm not going to. They came to play today and they were the better team. But we have to play better than this."

The Titans dropped to 3-12 on a day when the Texans (8-7) took a big step towards winning another AFC South crown.

Titans tackle Byron Bell said the game seemed like a dream that turned into a nightmare with mistakes.

Titans interim coach Mike Mularkey said he felt the team was ready to play, only to see things unravel early. But Mularkey said the team didn't quit.

"I thought they were prepared and ready to play," Mularkey said. "I mean we had a good week, a very good Friday. I liked what I saw in the locker room prior."

"... I'm disappointed. I really thought we were prepared. I thought we had a good plan, and felt good about it. I felt like, to be honest, it

would be a really close game ... to come down to the wire, not this time of game."

It was a disastrous start for the Titans, and on this day, things wouldn't get any better.

Running back Antonio Andrews fumbled on the team's opening possession, and Texans safety Quintin Demps picked the ball up and returned it for a touchdown.

Later in the quarter, Harry Douglas fumbled a punt that was recovered by Houston. A 22-yard field goal by kicker Nick Novak made it 10-0.

"We have to eliminate the mistakes -- you can't spot them 10 points," Douglas said. "We just have to play better."

Weeden scored on a seven-yard touchdown run to make it 17-0 at halftime.

Making matters worse for the Titans -- the team lost receiver Kendall Wright (knee) and left tackle Taylor Lewan (concussion) to injuries in the first half, and neither returned.

The second half didn't start much better for the Titans, as the Texans drove the ball 80 yards on eight plays to make it 24-0 on a 15-yard touchdown pass from Weeden to receiver DeAndre Hopkins.

On the next series, Andrews had the ball ripped out of his hands by Texans safety Eddie Pleasant on a ball thrown by Mettenberger. It was ruled an interception.

The Texans scored again a few minutes later on a 13-yard touchdown pass from Weeden to receiver Nate Washington to make it 31-0. A 36-yard field goal by Novak at the end of the third quarter stretched the lead to 34-0.

The Titans scored their only points on a one-yard touchdown pass from Mettenberger to rookie receiver Tre McBride with 1:31 left to make it 34-6.

Mettenberger completed 27-of-51 passes for 234 yards with a touchdown and an interception in the contest. Weeden completed 15-of-24 passes for 200 yards and two touchdowns in the game.

"We have to look forward to tomorrow, watch film, see what we need to work on. It's pathetic. We say the same things each and every week," Titans safety Michael Griffin said. "You've always got to look at yourself in the mirror, and ask yourself, 'Did you play 100 percent? Did you do everything right?'"

"Nobody ever plays a perfect game, so I would never point a finger. Because if you point a finger, someone can always point it back at you."

The Titans wrap up the season next week at Indianapolis.

Mettenberger, who started in place of injured quarterback Marcus Mariota, said he expected to be start against the Colts as well.

"I think I am definitely the guy to do that, and I am looking forward to playing Indy next week," he said. "We just have to keep our heads up and go into Indy and try and get a win. ... We are going to work hard next week to try and get that fourth win of the year."

###

Week 16

National Football League Game Summary

NFL Copyright © 2015 by The National Football League. All rights reserved. This summary and play-by-play is for the express purpose of assisting media in their coverage of the game; any other use of this material is prohibited without the written permission of the National Football League. Updated: 1/6/2016

Date: Sunday, 12/27/2015 Houston Texans at Tennessee Titans Start Time: 12:02 PM Central
at Nissan Stadium, Nashville, TN

Game Day Weather

Game Weather: Cloudy Temp: 73° F (22.8° C) Humidity: 75%, Wind: S 15 mph
Played Outdoors on Turf: Grass Outdoor Weather: Cloudy,

Officials

Referee: Allen, Brad (122) Umpire: Bryan, Fred (11) Head Linesman: Mello, Jim (48)
Line Judge: Symonette, Thomas (100) Side Judge: Hill, Tom (97) Field Judge: Banks, Michael (72)
Back Judge: Hochuli, Shawn (83) Replay Official: Lapetina, Jim ()

Lineups

Houston Texans				Tennessee Titans			
Offense		Defense		Offense		Defense	
WR	10 D.Hopkins	RDE	99 J.Watt	WR	17 D.Green-Beckham	DE	90 D.Jones
LT	76 D.Brown	NT	75 V.Wilfork	TE	88 C.Stevens	NT	94 S.Hill
LG	71 X.Su'a-Filo	LDE	93 J.Crick	LT	77 T.Lewan	DT	99 J.Casey
C	60 B.Jones	SAM	51 J.Simon	LG	60 Q.Spain	OLB	51 D.Bass
RG	79 B.Brooks	MIKE	56 B.Cushing	C	78 J.Looney	ILB	59 W.Woodyard
RT	72 D.Newton	WILL	55 B.McKinney	RG	70 C.Warmack	ILB	54 A.Williamson
TE	87 C.Fiedorowicz	JACK	90 J.Clowney	RT	76 B.Bell	OLB	98 B.Orakpo
WR	85 N.Washington	LCB	25 K.Jackson	TE	80 A.Fasano	CB	29 P.Cox
QB	5 B.Weeden	RCB	24 J.Joseph	WR	13 K.Wright	SS	21 D.Searcy
TE	84 R.Griffin	FS	29 A.Hal	QB	7 Z.Mettenberger	FS	33 M.Griffin
RB	28 A.Blue	SS	27 Q.Demps	RB	26 A.Andrews	CB	24 C.Sensabaugh

Substitutions

QB 2 B.Daniels, K 8 N.Novak, P 9 S.Lechler, WR 11 J.Strong, WR 12 K.Mumphery, RB 22 C.Polk, CB 30 K.Johnson, CB 31 C.James, RB 33 A.Hunt, CB 34 A.Bouye, SS 35 E.Pleasant, S 40 K.Drummond, RB 41 J.Grimes, FB 45 J.Prosch, LS 46 J.Weeks, ILB 50 A.Dent, ILB 52 B.Peters, ILB 53 M.Bullough, OLB 59 W.Mercilus, T 63 K.Lamm, T 74 C.Clark, DT 92 B.Dunn, NT 95 C.Covington, DE 97 J.Pagan

Substitutions

K 4 R.Succop, P 6 B.Kern, WR 16 T.McBride, RB 20 B.Sankey, RB 23 D.Cobb, DB 28 M.Huff, CB 37 C.Riggs, DB 38 B.Webb, DB 39 D.Stafford, LB 41 J.Tavai, RB 45 J.Fowler, LS 48 B.Brinkley, LB 52 S.Johnson, LB 55 Z.Brown, DE 57 J.Staples, C 69 A.Gallik, T 79 J.Meredith, TE 82 D.Walker, WR 83 H.Douglas, TE 89 P.Supernaw, DE 95 A.Blackson, DT 96 A.Woods, DT 97 K.Klug

Did Not Play

Did Not Play

QB 11 A.Tanney

Not Active

Not Active

QB 7 B.Hoyer, WR 18 C.Shorts III, CB 21 D.Morris, FS 26 R.Moore, ILB 57 J.Tuggle, G 78 O.Aboushi, TE 88 G.Graham

QB 8 M.Mariota, WR 14 D.Johnson, DB 25 B.Wreh-Wilson, DB 31 J.Aubrey, T 73 J.Poutasi, WR 86 A.Turzilli, NT 92 R.Pitoitua

Field Goals (made () & missed)

N.Novak		(22) (36)					
			1	2	3	4	OT
VISITOR:	Houston Texans		10	7	17	0	0
HOME:	Tennessee Titans		0	0	0	6	0

Scoring Plays

Team	Qtr	Time	Play Description (Extra Point) (Drive Info)	Visitor	Home
Texans	1	13:01	Q.Demps 33 yd. fumble return (N.Novak kick)	7	0
Texans	1	3:19	N.Novak 22 yd. Field Goal (4-7, 2:05)	10	0
Texans	2	2:32	B.Weeden 7 yd. run (N.Novak kick) (6-65, 2:58)	17	0
Texans	3	11:33	D.Hopkins 15 yd. pass from B.Weeden (N.Novak kick) (8-80, 3:27)	24	0
Texans	3	6:12	N.Washington 13 yd. pass from B.Weeden (N.Novak kick) (6-34, 2:49)	31	0
Texans	3	0:54	N.Novak 36 yd. Field Goal (9-48, 4:44)	34	0
Titans	4	1:31	T.McBride 1 yd. pass from Z.Mettenberger (pass failed) (10-70, 2:08)	34	6

Paid Attendance: 62,153

Time: 3:03

Final Team Statistics

	Visitor Texans	Home Titans
TOTAL FIRST DOWNS	19	13
By Rushing	5	1
By Passing	13	12
By Penalty	1	0
THIRD DOWN EFFICIENCY	7-16-44%	4-16-25%
FOURTH DOWN EFFICIENCY	0-0-0%	1-1-100%
TOTAL NET YARDS	330	257
Total Offensive Plays (inc. times thrown passing)	69	63
Average gain per offensive play	4.8	4.1
NET YARDS RUSHING	128	30
Total Rushing Plays	42	11
Average gain per rushing play	3.0	2.7
Tackles for a loss-number and yards	2-4	2-2
NET YARDS PASSING	202	227
Times thrown - yards lost attempting to pass	1-5	1-7
Gross yards passing	207	234
PASS ATTEMPTS-COMPLETIONS-HAD INTERCEPTED	26-16-0	51-27-1
Avg gain per pass play (inc.# thrown passing)	7.5	4.4
KICKOFFS Number-In End Zone-Touchbacks	7-7-6	2-2-2
PUNTS Number and Average	6-52.3	9-47.4
Had Blocked	0	0
FGs - PATs Had Blocked	0-0	0-0
Net Punting Average	47.0	43.3
TOTAL RETURN YARDAGE (Not Including Kickoffs)	37	32
No. and Yards Punt Returns	4-37	5-32
No. and Yards Kickoff Returns	0-0	1-21
No. and Yards Interception Returns	1-0	0-0
PENALTIES Number and Yards	4-28	4-43
FUMBLES Number and Lost	1-1	3-3
TOUCHDOWNS	4	1
Rushing	1	0
Passing	2	1
Fumbles	1	0
EXTRA POINTS Made-Attempts	4-4	0-1
Kicking Made-Attempts	4-4	0-0
Passing Made-Attempts	0-0	0-1
FIELD GOALS Made-Attempts	2-2	0-0
RED ZONE EFFICIENCY	3-5-60%	1-2-50%
GOAL TO GO EFFICIENCY	1-1-100%	1-2-50%
SAFETIES	0	0
FINAL SCORE	34	6
TIME OF POSSESSION	36:13	23:47

Final Individual Statistics

Houston Texans									Tennessee Titans												
RUSHING			ATT	YDS	AVG	LG	TD		RUSHING			ATT	YDS	AVG	LG	TD					
A.Blue			15	45	3.0	7	0		D.Cobb			7	18	2.6	9	0					
C.Polk			11	38	3.5	17	0		B.Sankey			2	11	5.5	7	0					
J.Grimes			6	25	4.2	5	0		A.Andrews			2	1	0.5	1	0					
B.Weeden			2	11	5.5	7	1														
B.Daniels			6	6	1.0	6	0														
A.Hunt			2	3	1.5	3	0														
Total			42	128	3.0	17	1		Total			11	30	2.7	9	0					
PASSING			ATT	CMP	YDS	SK/YD	TD	LG	IN	RT	PASSING			ATT	CMP	YDS	SK/YD	TD	LG	IN	RT
B.Weeden			24	15	200	1/5	2	44	0	116.7	Z.Mettenberger			51	27	234	1/7	1	31	1	63.7
B.Daniels			2	1	7	0/0	0	7	0	58.3											
Total			26	16	207	1/5	2	44	0	112.2	Total			51	27	234	1/7	1	31	1	63.7
PASS RECEIVING			TAR	REC	YDS	AVG	LG	TD		PASS RECEIVING			TAR	REC	YDS	AVG	LG	TD			
D.Hopkins			11	7	117	16.7	44	1		D.Walker			15	9	59	6.6	21	0			
N.Washington			5	3	42	14.0	21	1		H.Douglas			12	6	79	13.2	31	0			
J.Strong			5	2	18	9.0	11	0		B.Sankey			4	3	43	14.3	30	0			
R.Griffin			1	1	13	13.0	13	0		K.Wright			3	3	18	6.0	7	0			
A.Hunt			2	1	6	6.0	6	0		A.Fasano			7	2	21	10.5	12	0			
C.Fiedorowicz			1	1	6	6.0	6	0		T.McBride			3	2	8	4.0	7	1			
A.Blue			1	1	5	5.0	5	0		C.Stevens			1	1	8	8.0	8	0			
										D.Cobb			1	1	-2	-2.0	-2	0			
										D.Green-Beckham			3	0	0	0.0	0	0			
										A.Andrews			2	0	0	0.0	0	0			
Total			26	16	207	12.9	44	2		Total			51	27	234	8.7	31	1			
INTERCEPTIONS			NO	YDS	AVG	LG	TD		INTERCEPTIONS			NO	YDS	AVG	LG	TD					
E.Pleasant			1	0	0.0	0	0														
Total			1	0	0.0	0	0		Total			0	0	0	0	0					
PUNTING			NO	YDS	AVG	NET	TB	IN20	LG	PUNTING			NO	YDS	AVG	NET	TB	IN20	LG		
S.Lechler			6	314	52.3	47.0	0	1	56	B.Kern			9	427	47.4	43.3	0	7	60		
Total			6	314	52.3	47.0	0	1	56	Total			9	427	47.4	43.3	0	7	60		
PUNT RETURNS			NO	YDS	AVG	FC	LG	TD	PUNT RETURNS			NO	YDS	AVG	FC	LG	TD				
K.Mumphery			4	37	9.3	2	20	0	H.Douglas			5	32	6.4	1	18	0				
[OUT OF BOUNDS]			3	0	0.0	0	0	0													
Total			4	37	9.3	2	20	0	Total			5	32	6.4	1	18	0				
KICKOFF RETURNS			NO	YDS	AVG	FC	LG	TD	KICKOFF RETURNS			NO	YDS	AVG	FC	LG	TD				
[TOUCHBACK]			2	0	0.0	0	0	0	T.McBride			1	21	21.0	0	21	0				
									[TOUCHBACK]			6	0	0.0	0	0	0				
Total			0	0	0.0	0	0	0	Total			1	21	21.0	0	21	0				

Houston Texans

FUMBLES	FUM	LOST	OWN-REC	YDS	TD	FORCED	OPP-REC	YDS	TD	OUT-BDS
B.Weeden	1	1	0	0	0	0	0	0	0	0
A.Blue	0	0	0	0	0	1	0	0	0	0
K.Jackson	0	0	0	0	0	1	0	0	0	0
J.Watt	0	0	0	0	0	1	0	0	0	0
J.Crick	0	0	0	0	0	0	1	0	0	0
Q.Demps	0	0	0	0	0	0	1	33	1	0
J.Weeks	0	0	0	0	0	0	1	0	0	0
Total	1	1	0	0	0	3	3	33	1	0

Tennessee Titans

FUMBLES	FUM	LOST	OWN-REC	YDS	TD	FORCED	OPP-REC	YDS	TD	OUT-BDS
A.Andrews	1	1	0	0	0	0	0	0	0	0

Houston Texans vs Tennessee Titans

12/27/2015 at Nissan Stadium

Final Individual Statistics

H.Douglas	1	1	0	0	0	0	0	0	0	0
Z.Mettenberger	1	1	0	0	0	0	0	0	0	0
J.Tavai	0	0	0	0	0	1	0	0	0	0
D.Bass	0	0	0	0	0	0	1	0	0	0
Total	3	3	0	0	0	1	1	0	0	0

Play By Play

First Quarter

12/27/2015

HST wins the coin toss and elects to defer. TEN elects to Receive, and HST elects to defend the south goal.

N.Novak kicks 65 yards from HST 35 to end zone, Touchback.

Tennessee Titans at 15:00

1-10-TEN 20	(15:00) (Shotgun) A.Andrews up the middle to TEN 21 for 1 yard (J.Simon).	
2-9-TEN 21	(14:28) (Shotgun) Z.Mettenberger pass short left to K.Wright to TEN 26 for 5 yards (Q.Demps).	
3-4-TEN 26	(13:49) (Shotgun) Z.Mettenberger pass short right to D.Walker to TEN 32 for 6 yards (K.Jackson).	P1
<u>1-10-TEN 32</u>	(13:16) Z.Mettenberger pass incomplete short right to D.Green-Beckham.	
2-10-TEN 32	(13:10) A.Andrews left end to TEN 32 for no gain (K.Jackson). FUMBLES (K.Jackson), RECOVERED by HST-Q.Demps at TEN 33. Q.Demps for 33 yards, TOUCHDOWN. Penalty on TEN-A.Fasano, Offensive Holding, declined.	

Houston Texans at 13:01

N.Novak extra point is GOOD, Center-J.Weeks, Holder-S.Lechler.

HST 7 TEN 0, 0 plays, 33 yards, 0:00 drive , 1:59 elapsed

N.Novak kicks 69 yards from HST 35 to TEN -4. T.McBride to TEN 17 for 21 yards (B.Peters).

Tennessee Titans at 13:01, (1st play from scrimmage 12:55)

1-10-TEN 17	(12:55) (Shotgun) Z.Mettenberger pass short left to K.Wright to TEN 24 for 7 yards (K.Johnson).	
2-3-TEN 24	(12:12) D.Cobb right guard to TEN 33 for 9 yards (Q.Demps).	R2
<u>1-10-TEN 33</u>	(11:35) D.Cobb up the middle to TEN 32 for -1 yards (J.Watt).	
2-11-TEN 32	(10:59) (Shotgun) Z.Mettenberger pass short right to D.Cobb to TEN 30 for -2 yards (B.McKinney).	
3-13-TEN 30	(10:20) (Shotgun) Z.Mettenberger pass short left to K.Wright to TEN 36 for 6 yards (K.Johnson).	
4-7-TEN 36	(9:38) (Punt formation) B.Kern punts 58 yards to HST 6, Center-B.Brinkley. K.Mumphery pushed ob at HST 13 for 7 yards (D.Stafford).	

Houston Texans at 9:28

1-10-HST 13	(9:28) (Shotgun) A.Blue left guard to HST 18 for 5 yards (A.Williamson).	
2-5-HST 18	(8:57) B.Weeden pass short right to N.Washington pushed ob at HST 26 for 8 yards (P.Cox).	P1
<u>1-10-HST 26</u>	(8:33) A.Blue up the middle to HST 28 for 2 yards (D.Searcy).	
2-8-HST 28	(7:58) (Shotgun) B.Daniels pass short right to J.Strong to HST 35 for 7 yards (Z.Brown).	
3-1-HST 35	(7:19) A.Blue right tackle to HST 37 for 2 yards (W.Woodyard; A.Williamson).	R2
<u>1-10-HST 37</u>	(6:39) PENALTY on HST-D.Brown, False Start, 5 yards, enforced at HST 37 - No Play.	
1-15-HST 32	(6:18) (Shotgun) A.Blue right guard to HST 38 for 6 yards (D.Jones; M.Griffin).	
2-9-HST 38	(5:41) (Shotgun) B.Weeden pass incomplete short left to J.Strong.	
3-9-HST 38	(5:38) (Shotgun) B.Weeden pass incomplete short right to D.Hopkins.	
4-9-HST 38	(5:35) (Punt formation) S.Lechler punts 56 yards to TEN 6, Center-J.Weeks. H.Douglas to TEN 9 for 3 yards (A.Blue). FUMBLES (A.Blue), RECOVERED by HST-J.Weeks at TEN 11. J.Weeks to TEN 11 for no gain (J.Staples).	

Houston Texans at 5:24

1-10-TEN 11	(5:24) (Shotgun) B.Daniels left guard to TEN 9 for 2 yards (M.Griffin).	
2-8-TEN 9	(4:51) (Shotgun) A.Blue left guard to TEN 8 for 1 yard (A.Blackson).	
3-7-TEN 8	(4:09) (Shotgun) B.Weeden scrambles right end to TEN 4 for 4 yards (J.Casey; B.Orakpo).	
4-3-TEN 4	(3:23) (Field Goal formation) N.Novak 22 yard field goal is GOOD, Center-J.Weeks, Holder-S.Lechler.	

HST 10 TEN 0, 4 plays, 7 yards, 2:05 drive, 11:41 elapsed

N.Novak kicks 65 yards from HST 35 to end zone, Touchback.

Tennessee Titans at 3:19

1-10-TEN 20	(3:19) Z.Mettenberger pass short right to C.Stevens to TEN 28 for 8 yards (W.Mercilus; B.Dunn).	
2-2-TEN 28	(2:41) (Shotgun) Z.Mettenberger pass short right to H.Douglas to TEN 33 for 5 yards (J.Joseph).	P3
<u>1-10-TEN 33</u>	(1:56) D.Cobb left guard to TEN 33 for no gain (Q.Demps).	
2-10-TEN 33	(1:18) B.Sankey right tackle to TEN 40 for 7 yards (J.Clowney).	
3-3-TEN 40	(:39) (Shotgun) Z.Mettenberger pass incomplete short right to A.Andrews. Penalty on TEN-B.Bell, Offensive Holding, declined.	
4-3-TEN 40	(:32) (Punt formation) B.Kern punts 45 yards to HST 15, Center-B.Brinkley, out of bounds. PENALTY on HST-A.Bouye, Offensive Holding, 7 yards, enforced at HST 15.	

Houston Texans at 0:26

1-10-HST 8	(:26) C.Polk right tackle to HST 9 for 1 yard (D.Jones).	
------------	--	--

Houston Texans vs Tennessee Titans at Nissan Stadium

END OF QUARTER

	Score	Time Poss	First Downs				Efficiencies	
			R	P	X	T	3 Down	4 Down
Houston Texans	10	6:35	1	1	0	2	1/3	0/0
Tennessee Titans	0	8:25	1	2	0	3	1/3	0/0

Houston Texans continued.

2-9-HST 9	(15:00) (Shotgun) Direct snap to J.Grimes. J.Grimes up the middle to HST 12 for 3 yards (D.Jones; A.Woods).	
3-6-HST 12	(14:21) (Shotgun) B.Weeden pass short right to D.Hopkins ran ob at HST 19 for 7 yards.	P3
<u>1-10-HST 19</u>	(13:56) C.Polk up the middle to HST 25 for 6 yards (B.Orakpo).	
2-4-HST 25	(13:20) (Shotgun) Direct snap to J.Grimes. J.Grimes right tackle to HST 30 for 5 yards (D.Bass).	R4
<u>1-10-HST 30</u>	(12:41) (Shotgun) B.Weeden sacked at HST 24 for -6 yards (J.Tavai). FUMBLES (J.Tavai), RECOVERED by TEN-D.Bass at HST 25. D.Bass to HST 25 for no gain (D.Brown).	

Tennessee Titans at 12:33

1-10-HST 25	(12:33) D.Cobb right guard to HST 17 for 8 yards (J.Crick). TEN-T.Lewan was injured during the play. His return is Questionable. PENALTY on TEN-B.Bell, Offensive Holding, 10 yards, enforced at HST 25 - No Play.	
1-20-HST 35	(12:10) (Shotgun) Z.Mettenberger pass incomplete short right to A.Fasano (J.Watt).	
2-20-HST 35	(12:06) (Shotgun) D.Cobb up the middle to HST 31 for 4 yards (J.Crick).	
3-16-HST 31	(11:26) (Shotgun) Z.Mettenberger pass incomplete deep left to D.Walker [J.Watt].	
4-16-HST 31	(11:26) (Field Goal formation) PENALTY on TEN-J.Looney, Illegal Substitution, 5 yards, enforced at HST 31 - No Play.	
4-21-HST 36	(11:21) (Punt formation) B.Kern punts 31 yards to HST 5, Center-B.Brinkley, out of bounds.	

Houston Texans at 11:14

1-10-HST 5	(11:14) (Shotgun) A.Blue up the middle to HST 7 for 2 yards (D.Jones).	
2-8-HST 7	(10:31) (Shotgun) B.Weeden pass short right to D.Hopkins ran ob at HST 16 for 9 yards.	P5
<u>1-10-HST 16</u>	(10:04) A.Blue right tackle to HST 16 for no gain (J.Casey).	
2-10-HST 16	(9:28) (Shotgun) A.Blue left tackle to HST 21 for 5 yards (D.Bass; A.Williamson).	
3-5-HST 21	(8:46) (Shotgun) B.Weeden pass short left to J.Strong to HST 32 for 11 yards (C.Sensabaugh).	P6
<u>1-10-HST 32</u>	(8:03) A.Blue left tackle to HST 32 for no gain (M.Griffin).	
2-10-HST 32	(7:22) (Shotgun) B.Weeden pass incomplete short left to D.Hopkins.	
3-10-HST 32	(7:19) (Shotgun) B.Weeden pass incomplete short middle to A.Hunt.	
4-10-HST 32	(7:16) (Punt formation) S.Lechler punts 49 yards to TEN 19, Center-J.Weeks. H.Douglas to TEN 21 for 2 yards (J.Prosch).	

Tennessee Titans at 7:05

1-10-TEN 21	(7:05) Z.Mettenberger pass short left to D.Walker to TEN 23 for 2 yards (K.Jackson).	
2-8-TEN 23	(6:28) (Shotgun) Z.Mettenberger pass short left to D.Walker to TEN 25 for 2 yards (Q.Demps).	
3-6-TEN 25	(5:47) (Shotgun) Z.Mettenberger pass incomplete short left to D.Walker.	
4-6-TEN 25	(5:44) (Punt formation) B.Kern punts 60 yards to HST 15, Center-B.Brinkley. K.Mumphery pushed ob at HST 35 for 20 yards (W.Woodyard).	

Houston Texans at 5:30

1-10-HST 35	(5:30) (Shotgun) B.Weeden pass deep right to D.Hopkins ran ob at TEN 21 for 44 yards.	P7
<u>1-10-TEN 21</u>	(5:07) B.Weeden pass short middle to A.Blue to TEN 16 for 5 yards (D.Bass).	
2-5-TEN 16	(4:36) (Shotgun) A.Blue up the middle to TEN 9 for 7 yards (D.Bass).	R8
<u>1-9-TEN 9</u>	(3:58) A.Hunt up the middle to TEN 9 for no gain (A.Williamson).	
2-9-TEN 9	(3:25) (Shotgun) B.Daniels pass short left to A.Hunt to TEN 6 for 3 yards (M.Griffin). PENALTY on HST-R.Griffin, Offensive Pass Interference, 10 yards, enforced at TEN 9 - No Play. Timeout #1 by TEN at 03:12.	
2-19-TEN 19	(3:12) (Shotgun) B.Weeden pass short left to D.Hopkins ran ob at TEN 7 for 12 yards.	
3-7-TEN 7	(2:42) (Shotgun) B.Weeden scrambles right end for 7 yards, TOUCHDOWN. N.Novak extra point is GOOD, Center-J.Weeks, Holder-S.Lechler.	R9

HST 17 TEN 0, 6 plays, 65 yards, 2:58 drive, 12:28 elapsed

N.Novak kicks 65 yards from HST 35 to end zone, Touchback.

Tennessee Titans at 2:32

1-10-TEN 20	(2:32) (Shotgun) Z.Mettenberger pass short middle to A.Fasano to TEN 32 for 12 yards (A.Hal) [J.Simon].	P4
<u>1-10-TEN 32</u>	(2:09) (No Huddle, Shotgun) Z.Mettenberger pass incomplete short middle to A.Fasano (A.Hal).	
2-10-TEN 32	(2:05) (Shotgun) Z.Mettenberger pass incomplete short middle to A.Fasano (A.Hal).	
3-10-TEN 32	(2:02) (Shotgun) Z.Mettenberger pass short left to H.Douglas to TEN 45 for 13 yards (K.Johnson).	P5

Two-Minute Warning

<u>1-10-TEN 45</u>	(1:55) (Shotgun) Z.Mettenberger pass incomplete short left to D.Green-Beckham.	
2-10-TEN 45	(1:52) (Shotgun) Z.Mettenberger pass incomplete short middle to D.Walker (K.Jackson) [J.Simon].	

Houston Texans vs Tennessee Titans at Nissan Stadium

3-10-TEN 45 (1:48) (Shotgun) Z.Mettenberger pass incomplete short middle to H.Douglas (J.Joseph).

4-10-TEN 45 (1:43) (Punt formation) B.Kern punts 45 yards to HST 10, Center-B.Brinkley. K.Mumphery pushed ob at HST 13 for 3 yards (C.Riggs).

Houston Texans at 1:36

1-10-HST 13 (1:36) (Shotgun) B.Weeden pass incomplete short right to N.Washington (D.Stafford).

2-10-HST 13 (1:32) (Shotgun) J.Grimes up the middle to HST 19 for 6 yards (K.Klug).

PENALTY on HST-D.Newton, Offensive Holding, 6 yards, enforced at HST 13 - No Play.

2-16-HST 7 (1:27) (Shotgun) J.Grimes up the middle to HST 11 for 4 yards (J.Casey).

Timeout #2 by TEN at 01:21.

3-12-HST 11 (1:21) (Shotgun) B.Weeden pass incomplete short right to J.Strong (B.Orakpo).

4-12-HST 11 (1:18) (Punt formation) S.Lechler punts 47 yards to TEN 42, Center-J.Weeks. H.Douglas pushed ob at HST 40 for 18 yards (A.Blue).

Tennessee Titans at 1:06

1-10-HST 40 (1:06) (Shotgun) Z.Mettenberger pass incomplete deep left to H.Douglas.

2-10-HST 40 (1:01) (Shotgun) Z.Mettenberger pass incomplete short left to A.Fasano (J.Clowney).

3-10-HST 40 (:58) (Shotgun) Z.Mettenberger pass incomplete short left to D.Walker.

4-10-HST 40 (:53) (Punt formation) B.Kern punts 29 yards to HST 11, Center-B.Brinkley, fair catch by K.Mumphery.

Houston Texans at 0:46

1-10-HST 11 (:46) (Shotgun) J.Grimes left guard to HST 16 for 5 yards (K.Klug).

END OF QUARTER

	Score	Time Poss	First Downs				Efficiencies	
			R	P	X	T	3 Down	4 Down
Houston Texans	17	10:50	3	4	0	7	3/5	0/0
Tennessee Titans	0	4:10	0	2	0	2	1/5	0/0

First Half Summary

PERIOD SCORES			TIME OF POSSESSION		
Texans	10	7 = 17	Texans	17:25	
Titans	0	0 = 0	Titans	12:35	

Scoring Plays					
Team	Qtr	Time	Play Description (Extra Point) (Drive Info)	Visitor	Home
Texans	1	13:01	Q.Demps 33 yd. fumble return (N.Novak kick)	7	0
Texans	1	3:19	N.Novak 22 yd. Field Goal (4-7, 2:05)	10	0
Texans	2	2:32	B.Weeden 7 yd. run (N.Novak kick) (6-65, 2:58)	17	0

	Houston Texans	Tennessee Titans
TOTAL FIRST DOWNS	9	5
First Downs Rushing-Passing-by Penalty	4 - 5 - 0	1 - 4 - 0
THIRD DOWN EFFICIENCY	4-8-50%	2-8-25%
TOTAL NET YARDS	165	84
Total Offensive Plays	35	31
NET YARDS RUSHING	67	20
NET YARDS PASSING	98	64
Gross Yards Passing	103	64
Times thrown-yards lost attempting to pass	1-5	0-0
Pass Attempts-Completions-Had Intercepted	14 - 8 - 0	24 - 11 - 0
Punts-Number and Average	3 - 50.7	6 - 44.7
Penalties-Number and Yards	4 - 28	2 - 15
Fumbles-Number and Lost	1 - 1	2 - 2
Red Zone Efficiency	1-2-50%	0-0-0%
Average Drive Start	HST 25	TEN 33

Houston Texans										Tennessee Titans									
RUSHING										RUSHING									
	ATT	YDS	AVG	LG	TD						ATT	YDS	AVG	LG	TD				
A.Blue	10	30	3.0	7	0	D.Cobb				4	12	3.0	9	0					
J.Grimes	4	17	4.3	5	0	B.Sankey				1	7	7.0	7	0					
B.Weeden	2	11	5.5	7	1	A.Andrews				2	1	0.5	1	0					
C.Polk	2	7	3.5	6	0														
B.Daniels	1	2	2.0	2	0														
A.Hunt	1	0	0.0	0	0														
Total	20	67	3.4	7	1	Total				7	20	2.9	9	0					
PASSING										PASSING									
	ATT	CMP	YDS	SK/YD	TD	LG	IN	RT			ATT	CMP	YDS	SK/YD	TD	LG	IN	RT	
B.Weeden	13	7	96	1/5	0	44	0	77.7	Z.Mettenberger		24	11	64	0/0	0	13	0	52.8	
B.Daniels	1	1	7	0/0	0	7	0	95.8											
Total	14	8	103	1/5	0	44	0	80.4	Total		24	11	64	0/0	0	13	0	52.8	
PASS RECEIVING										PASS RECEIVING									
	TAR	REC	YDS	AVG	LG	TD					TAR	REC	YDS	AVG	LG	TD			
D.Hopkins	6	4	72	18.0	44	0	K.Wright			3	3	18	6.0	7	0				
J.Strong	4	2	18	9.0	11	0	D.Walker			7	3	10	3.3	6	0				
N.Washington	2	1	8	8.0	8	0	H.Douglas			4	2	18	9.0	13	0				
A.Blue	1	1	5	5.0	5	0	A.Fasano			5	1	12	12.0	12	0				
A.Hunt	1	0	0	0.0	0	0	C.Stevens			1	1	8	8.0	8	0				
							D.Cobb			1	1	-2	-2.0	-2	0				
							D.Green-Beckham			2	0	0	0.0	0	0				
							A.Andrews			1	0	0	0.0	0	0				
Total	14	8	103	12.9	44	0	Total			24	11	64	5.8	13	0				

Houston Texans	Regular	Defensive Plays	Special Teams	Misc
----------------	---------	-----------------	---------------	------

Play By Play

Third Quarter

12/27/2015

HST elects to Receive, and TEN elects to defend the South goal.

R.Succop kicks 65 yards from TEN 35 to end zone, Touchback.

Houston Texans at 15:00

1-10-HST 20	(15:00) B.Weeden pass deep right to N.Washington pushed ob at HST 41 for 21 yards (P.Cox).	P10
<u>1-10-HST 41</u>	(14:24) (Shotgun) B.Weeden pass short middle to D.Hopkins to TEN 48 for 11 yards (M.Griffin).	P11
	Penalty on TEN-C.Sensabaugh, Defensive Holding, declined.	
<u>1-10-TEN 48</u>	(14:09) A.Blue right end to TEN 42 for 6 yards (A.Williamson).	
2-4-TEN 42	(13:31) B.Weeden pass short right to C.Fiedorowicz to TEN 36 for 6 yards (M.Griffin).	P12
<u>1-10-TEN 36</u>	(12:54) (Shotgun) A.Blue up the middle to TEN 34 for 2 yards (M.Griffin).	
2-8-TEN 34	(12:18) (Shotgun) B.Weeden pass short right to D.Hopkins pushed ob at TEN 15 for 19 yards (M.Griffin).	P13
<u>1-10-TEN 15</u>	(11:43) (Shotgun) B.Weeden pass incomplete short left to D.Hopkins (C.Sensabaugh).	
2-10-TEN 15	(11:38) (Shotgun) B.Weeden pass short left to D.Hopkins for 15 yards, TOUCHDOWN.	P14
	N.Novak extra point is GOOD, Center-J.Weeks, Holder-S.Lechler.	

HST 24 TEN 0, 8 plays, 80 yards, 3:27 drive, 3:27 elapsed

N.Novak kicks 65 yards from HST 35 to end zone, Touchback.

Tennessee Titans at 11:33

1-10-TEN 20	(11:33) (Shotgun) Z.Mettenberger pass short middle to H.Douglas to TEN 35 for 15 yards (K.Jackson).	P6
<u>1-10-TEN 35</u>	(10:59) D.Cobb right guard to TEN 39 for 4 yards (K.Jackson).	
2-6-TEN 39	(10:21) D.Cobb up the middle to TEN 42 for 3 yards (B.Cushing).	
3-3-TEN 42	(9:48) (Shotgun) Z.Mettenberger pass short middle to D.Green-Beckham to HST 45 for 13 yards (B.Cushing).	
	PENALTY on TEN-T.McBride, Offensive Pass Interference, 10 yards, enforced at TEN 42 - No Play.	
3-13-TEN 32	(9:17) (Shotgun) Z.Mettenberger pass short middle intended for A.Andrews INTERCEPTED by E.Pleasant at TEN 34. E.Pleasant to TEN 34 for no gain (A.Andrews).	

Houston Texans at 9:01

1-10-TEN 34	(9:01) (Shotgun) B.Weeden pass incomplete deep left to N.Washington.	
2-10-TEN 34	(8:56) (Shotgun) A.Blue right guard to TEN 32 for 2 yards (Z.Brown).	
3-8-TEN 32	(8:17) (Shotgun) B.Weeden pass short left to R.Griffin to TEN 19 for 13 yards (D.Searcy).	P15
<u>1-10-TEN 19</u>	(7:39) (Shotgun) A.Blue up the middle to TEN 16 for 3 yards (B.Orakpo).	
2-7-TEN 16	(6:57) (Shotgun) Direct snap to J.Grimes. J.Grimes left end to TEN 13 for 3 yards (M.Griffin).	
3-4-TEN 13	(6:17) (Shotgun) B.Weeden pass short right to N.Washington for 13 yards, TOUCHDOWN [K.Klug].	P16
	N.Novak extra point is GOOD, Center-J.Weeks, Holder-S.Lechler.	

HST 31 TEN 0, 6 plays, 34 yards, 2:49 drive, 8:48 elapsed

N.Novak kicks 65 yards from HST 35 to end zone, Touchback.

Tennessee Titans at 6:12

1-10-TEN 20	(6:12) D.Cobb left end to TEN 19 for -1 yards (B.McKinney). TEN-B.Bell was injured during the play. His return is Questionable.	
2-11-TEN 19	(5:54) (Shotgun) Z.Mettenberger pass incomplete short middle to H.Douglas.	
3-11-TEN 19	(5:50) (Shotgun) Z.Mettenberger pass incomplete deep right to T.McBride.	
4-11-TEN 19	(5:45) (Punt formation) B.Kern punts 47 yards to HST 34, Center-B.Brinkley, out of bounds.	

Houston Texans at 5:38

1-10-HST 34	(5:38) C.Polk right tackle to HST 31 for -3 yards (Z.Brown).	
2-13-HST 31	(5:03) C.Polk left tackle to HST 48 for 17 yards (Z.Brown).	R17
<u>1-10-HST 48</u>	(4:24) B.Weeden pass incomplete short left to D.Hopkins. TEN-B.Orakpo was injured during the play. His return is Questionable.	
	PENALTY on TEN-C.Sensabaugh, Defensive Pass Interference, 18 yards, enforced at HST 48 - No Play.	X18
<u>1-10-TEN 34</u>	(4:19) C.Polk left end to TEN 30 for 4 yards (A.Williamson).	
2-6-TEN 30	(3:43) C.Polk left end to TEN 28 for 2 yards (A.Blackson).	
3-4-TEN 28	(3:02) (Shotgun) B.Weeden pass short left to A.Hunt to TEN 22 for 6 yards (D.Searcy).	P19
<u>1-10-TEN 22</u>	(2:22) (Shotgun) A.Hunt left end to TEN 19 for 3 yards (D.Bass).	
2-7-TEN 19	(1:44) (Shotgun) B.Daniels up the middle to TEN 18 for 1 yard (M.Griffin).	
3-6-TEN 18	(1:04) (Shotgun) B.Weeden pass incomplete deep left to D.Hopkins.	
4-6-TEN 18	(:59) (Field Goal formation) N.Novak 36 yard field goal is GOOD, Center-J.Weeks, Holder-S.Lechler.	

HST 34 TEN 0, 9 plays, 48 yards, 1 penalty, 4:44 drive, 14:06 elapsed

Houston Texans vs Tennessee Titans at Nissan Stadium

N.Novak kicks 65 yards from HST 35 to end zone, Touchback.

Tennessee Titans at 0:54

1-10-TEN 20	(:54) (Shotgun) Z.Mettenberger pass short right to D.Walker to TEN 25 for 5 yards (M.Bullough).	
2-5-TEN 25	(:34) (No Huddle, Shotgun) Z.Mettenberger pass short middle to D.Walker to TEN 32 for 7 yards (M.Bullough; C.James).	P7
<u>1-10-TEN 32</u>	(:13) (No Huddle, Shotgun) Z.Mettenberger pass incomplete deep right to H.Douglas. Tennessee challenged the incomplete pass ruling, and the play was REVERSED. (No Huddle, Shotgun) Z.Mettenberger pass deep right to H.Douglas ran ob at HST 37 for 31 yards.	P8

END OF QUARTER

	Score	Time	First Downs				Efficiencies	
		Poss	R	P	X	T	3 Down	4 Down
Houston Texans	34	11:00	1	8	1	10	3/4	0/0
Tennessee Titans	0	4:00	0	3	0	3	0/2	0/0

Tennessee Titans continued.

<u>1-10-HST 37</u>	(15:00) (Shotgun) Z.Mettenberger pass incomplete deep left to H.Douglas.	
2-10-HST 37	(14:54) (Shotgun) Z.Mettenberger pass short left to T.McBride to HST 30 for 7 yards (A.Bouye).	
3-3-HST 30	(14:14) (Shotgun) Z.Mettenberger pass short left to D.Walker to HST 9 for 21 yards (A.Bouye). HST-J.Clowney was injured during the play. His return is Questionable.	P9
<u>1-9-HST 9</u>	(13:36) (Shotgun) Z.Mettenberger pass short left to H.Douglas to HST 5 for 4 yards (M.Bullough).	
2-5-HST 5	(12:57) (Shotgun) B.Sankey up the middle to HST 1 for 4 yards (E.Pleasant).	
3-1-HST 1	(12:15) (Shotgun) Z.Mettenberger sacked at HST 9 for -8 yards (J.Watt). FUMBLES (J.Watt) [J.Watt], RECOVERED by HST-J.Crick at HST 8. J.Crick to HST 8 for no gain (B.Bell).	

Houston Texans at 12:07

1-10-HST 8	(12:07) C.Polk right tackle to HST 10 for 2 yards (D.Jones).	
2-8-HST 10	(11:28) C.Polk right tackle to HST 16 for 6 yards (J.Casey).	
3-2-HST 16	(10:48) C.Polk up the middle to HST 17 for 1 yard (W.Woodyard; D.Searcy).	
4-1-HST 17	(10:02) (Punt formation) S.Lechler punts 56 yards to TEN 27, Center-J.Weeks. H.Douglas to TEN 28 for 1 yard (K.Drummond).	

Tennessee Titans at 9:49

1-10-TEN 28	(9:49) (Shotgun) Z.Mettenberger pass short left to D.Walker to TEN 33 for 5 yards (C.James; A.Dent).	
2-5-TEN 33	(9:28) (No Huddle, Shotgun) Z.Mettenberger pass incomplete short left to A.Fasano [C.Covington].	
3-5-TEN 33	(9:22) (Shotgun) Z.Mettenberger pass short middle to B.Sankey to TEN 35 for 2 yards (K.Drummond).	
4-3-TEN 35	(8:43) (Punt formation) B.Kern punts 59 yards to HST 6, Center-B.Brinkley. K.Mumphery pushed ob at HST 13 for 7 yards (T.McBride).	

Houston Texans at 8:33

1-10-HST 13	(8:33) (Shotgun) A.Blue up the middle to HST 15 for 2 yards (J.Casey).	
2-8-HST 15	(7:56) (Shotgun) B.Daniels pass incomplete deep left to J.Strong. Timeout #1 by HST at 07:49.	
3-8-HST 15	(7:49) (Shotgun) J.Grimes right guard to HST 20 for 5 yards (M.Griffin).	
4-3-HST 20	(7:07) (Punt formation) S.Lechler punts 53 yards to TEN 27, Center-J.Weeks, fair catch by H.Douglas.	

Tennessee Titans at 6:59

1-10-TEN 27	(6:59) (Shotgun) Z.Mettenberger pass short right to D.Walker pushed ob at TEN 30 for 3 yards (E.Pleasant).	
2-7-TEN 30	(6:21) (Shotgun) Z.Mettenberger pass incomplete short left to D.Walker.	
3-7-TEN 30	(6:17) (Shotgun) Z.Mettenberger pass incomplete short right to B.Sankey [J.Simon].	
4-7-TEN 30	(6:12) (Punt formation) B.Kern punts 53 yards to HST 17, Center-B.Brinkley, fair catch by K.Mumphery.	

Houston Texans at 6:04

1-10-HST 17	(6:04) C.Polk right tackle to HST 16 for -1 yards (S.Hill; M.Griffin).	
2-11-HST 16	(5:22) C.Polk left guard to HST 19 for 3 yards (A.Williamson). TEN-A.Williamson was injured during the play. His return is Questionable.	
3-8-HST 19	(4:37) (Shotgun) B.Daniels up the middle to HST 25 for 6 yards (B.Orakpo; J.Casey).	
4-2-HST 25	(3:51) (Punt formation) S.Lechler punts 53 yards to TEN 22, Center-J.Weeks. H.Douglas to TEN 30 for 8 yards (J.Weeks).	

Tennessee Titans at 3:39

1-10-TEN 30	(3:39) (Shotgun) Z.Mettenberger pass short middle to B.Sankey to TEN 41 for 11 yards (M.Bullough) [W.Mercilus].	P10
<u>1-10-TEN 41</u>	(3:15) (No Huddle, Shotgun) Z.Mettenberger pass short right to A.Fasano to 50 for 9 yards (M.Bullough).	
2-1-50	(2:56) (No Huddle, Shotgun) Z.Mettenberger pass short middle to B.Sankey to HST 20 for 30 yards (K.Drummond).	P11
<u>1-10-HST 20</u>	(2:27) (No Huddle, Shotgun) Z.Mettenberger pass incomplete deep left to H.Douglas [A.Dent].	
2-10-HST 20	(2:22) (Shotgun) Z.Mettenberger pass short right to D.Walker to HST 12 for 8 yards (E.Pleasant).	

Two-Minute Warning

3-2-HST 12	(2:00) (Shotgun) Z.Mettenberger pass short right to H.Douglas to HST 1 for 11 yards (A.Dent). Timeout #1 by TEN at 01:51.	P12
<u>1-1-HST 1</u>	(1:51) Z.Mettenberger pass incomplete short right to D.Walker.	
2-1-HST 1	(1:45) (Shotgun) Z.Mettenberger pass incomplete short right to D.Green-Beckham.	
3-1-HST 1	(1:40) (Shotgun) Z.Mettenberger pass incomplete short middle to H.Douglas. Timeout #2 by TEN at 01:35.	
4-1-HST 1	(1:35) (Shotgun) Z.Mettenberger pass short left to T.McBride for 1 yard, TOUCHDOWN. TWO-POINT CONVERSION ATTEMPT. Z.Mettenberger pass to A.Fasano is incomplete. ATTEMPT FAILS.	P13

HST 34 TEN 6, 10 plays, 70 yards, 2:08 drive, 13:29 elapsed

R.Succop kicks 65 yards from TEN 35 to end zone, Touchback.

Houston Texans vs Tennessee Titans at Nissan Stadium

Houston Texans at 1:31

- 1-10-HST 20 (1:31) B.Daniels kneels to HST 19 for -1 yards.
- 2-11-HST 19 (:49) B.Daniels kneels to HST 18 for -1 yards.
- 3-12-HST 18 (:21) B.Daniels kneels to HST 17 for -1 yards.

END OF QUARTER

	Score	Time Poss	First Downs				Efficiencies	
			R	P	X	T	3 Down	4 Down
Houston Texans	34	7:48	0	0	0	0	0/4	0/0
Tennessee Titans	6	7:12	0	5	0	5	2/6	1/1

Final Defensive Statistics

Houston Texans	Regular Defensive Plays												Special Teams					Misc			
	TKL	AST	COMB	SK	/ YDS	TFL	Q	IN	PD	FF	FR		TKL	AST	FF	FR	BL	TKL	AST	FF	FR
K.Jackson	5	0	5	0	0	0	0	0	1	1	0		0	0	0	0	0	0	0	0	0
M.Bullough	4	1	5	0	0	0	0	0	0	0	0		0	0	0	0	0	0	0	0	0
Q.Demps	4	0	4	0	0	0	0	0	0	0	1		0	0	0	0	0	0	0	0	0
E.Pleasant	3	0	3	0	0	0	0	1	1	0	0		0	0	0	0	0	0	0	0	0
K.Johnson	3	0	3	0	0	0	0	0	0	0	0		0	0	0	0	0	0	0	0	0
J.Watt	2	0	2	1	7	1	2	0	1	1	0		0	0	0	0	0	0	0	0	0
K.Drummond	2	0	2	0	0	0	0	0	0	0	0		1	0	0	0	0	0	0	0	0
B.McKinney	2	0	2	0	0	2	0	0	0	0	0		0	0	0	0	0	0	0	0	0
A.Bouye	2	0	2	0	0	0	0	0	0	0	0		0	0	0	0	0	0	0	0	0
A.Dent	1	1	2	0	0	0	1	0	0	0	0		0	0	0	0	0	0	0	0	0
C.James	0	2	2	0	0	0	0	0	0	0	0		0	0	0	0	0	0	0	0	0
J.Simon	1	0	1	0	0	0	3	0	0	0	0		0	0	0	0	0	0	0	0	0
A.Hal	1	0	1	0	0	0	0	0	2	0	0		0	0	0	0	0	0	0	0	0
J.Joseph	1	0	1	0	0	0	0	0	1	0	0		0	0	0	0	0	0	0	0	0
J.Clowney	1	0	1	0	0	0	0	0	1	0	0		0	0	0	0	0	0	0	0	0
J.Crick	1	0	1	0	0	0	0	0	0	0	1		0	0	0	0	0	0	0	0	0
B.Cushing	1	0	1	0	0	0	0	0	0	0	0		0	0	0	0	0	0	0	0	0
W.Mercilus	0	1	1	0	0	0	1	0	0	0	0		0	0	0	0	0	0	0	0	0
B.Dunn	0	1	1	0	0	0	0	0	0	0	0		0	0	0	0	0	0	0	0	0
C.Covington	0	0	0	0	0	0	1	0	0	0	0		0	0	0	0	0	0	0	0	0
A.Blue	0	0	0	0	0	0	0	0	0	0	0		2	0	1	0	0	0	0	0	0
J.Weeks	0	0	0	0	0	0	0	0	0	0	0		1	0	0	1	0	0	0	0	0
B.Peters	0	0	0	0	0	0	0	0	0	0	0		1	0	0	0	0	0	0	0	0
J.Prosch	0	0	0	0	0	0	0	0	0	0	0		1	0	0	0	0	0	0	0	0
D.Brown	0	0	0	0	0	0	0	0	0	0	0		0	0	0	0	0	1	0	0	0
Total	34	6	40	1	7	3	8	1	7	2	2		6	0	1	1	0	1	0	0	0

TKL = Tackle AST = Assist COMB = Combined QH=QB Hit IN = Interception PD = Pass Defense FF = Forced Fumble FR = Fumble Recovery

Final Defensive Statistics

Tennessee Titans	Regular Defensive Plays											Special Teams					Misc			
	TKL	AST	COMB	SK	/ YDS	TFL	QH	IN	PD	FF	FR	TKL	AST	FF	FR	BL	TKL	AST	FF	FR
M.Griffin	9	2	11	0	0	0	0	0	0	0	0	0	0	0	0	0	0	0	0	0
A.Williamson	5	2	7	0	0	0	0	0	0	0	0	0	0	0	0	0	0	0	0	0
J.Casey	4	2	6	0	0	0	0	0	0	0	0	0	0	0	0	0	0	0	0	0
D.Bass	4	1	5	0	0	0	0	0	0	0	0	0	0	0	0	0	0	0	0	0
D.Jones	3	2	5	0	0	0	0	0	0	0	0	0	0	0	0	0	0	0	0	0
Z.Brown	4	0	4	0	0	1	0	0	0	0	0	0	0	0	0	0	0	0	0	0
D.Searcy	3	1	4	0	0	0	0	0	0	0	0	0	0	0	0	0	0	0	0	0
B.Orakpo	2	2	4	0	0	0	0	0	1	0	0	0	0	0	0	0	0	0	0	0
P.Cox	2	0	2	0	0	0	0	0	0	0	0	0	0	0	0	0	0	0	0	0
A.Blackson	2	0	2	0	0	0	0	0	0	0	0	0	0	0	0	0	0	0	0	0
W.Woodyard	0	2	2	0	0	0	0	0	0	0	0	1	0	0	0	0	0	0	0	0
J.Tavai	1	0	1	1	5	0	0	0	0	1	0	0	0	0	0	0	0	0	0	0
K.Klug	1	0	1	0	0	0	1	0	0	0	0	0	0	0	0	0	0	0	0	0
C.Sensabaugh	1	0	1	0	0	0	0	0	1	0	0	0	0	0	0	0	0	0	0	0
A.Woods	0	1	1	0	0	0	0	0	0	0	0	0	0	0	0	0	0	0	0	0
S.Hill	0	1	1	0	0	0	0	0	0	0	0	0	0	0	0	0	0	0	0	0
D.Stafford	0	0	0	0	0	0	0	0	1	0	0	1	0	0	0	0	0	0	0	0
J.Staples	0	0	0	0	0	0	0	0	0	0	0	1	0	0	0	0	0	0	0	0
C.Riggs	0	0	0	0	0	0	0	0	0	0	0	1	0	0	0	0	0	0	0	0
T.McBride	0	0	0	0	0	0	0	0	0	0	0	1	0	0	0	0	0	0	0	0
A.Andrews	0	0	0	0	0	0	0	0	0	0	0	0	0	0	0	0	1	0	0	0
B.Bell	0	0	0	0	0	0	0	0	0	0	0	0	0	0	0	0	1	0	0	0
Total	41	16	57	1	5	1	1	0	3	1	1	5	0	0	0	0	2	0	0	0

Ball Possession And Drive Chart

Houston Texans

#	Time Recd	Time Lost	Time Poss	How Ball Obtained	Drive Began	# Play	Yds Gain	Yds Pen	Net Yds	1st Down	Last Scrm	How Given Up
1	9:28	5:24	4:04	Punt	HST 13	8	30	-5	25	2	HST 38	Punt
2	5:24	3:19	2:05	Fumble	TEN 11	4	7	0	7	0	* TEN 4	Field Goal
3	0:26	12:33	2:53	Punt	HST 8	6	17	0	17	2	HST 30	Fumble
4	11:14	7:05	4:09	Punt	HST 5	8	27	0	27	2	HST 32	Punt
5	5:30	2:32	2:58	Punt	HST 35	6	75	-10	65	3	* TEN 7	Touchdown
6	1:36	1:06	0:30	Punt	HST 13	3	4	-6	-2	0	HST 11	Punt
7	0:46	0:00	0:46	Punt	HST 11	1	5	0	5	0	HST 11	End of Half
8	15:00	11:33	3:27	Kickoff	HST 20	8	80	0	80	5	* TEN 15	Touchdown
9	9:01	6:12	2:49	Interception	TEN 34	6	34	0	34	2	* TEN 13	Touchdown
10	5:38	0:54	4:44	Punt	HST 34	9	30	18	48	3	* TEN 18	Field Goal
11	12:07	9:49	2:18	Fumble	HST 8	3	9	0	9	0	HST 17	Punt
12	8:33	6:59	1:34	Punt	HST 13	3	7	0	7	0	HST 20	Punt
13	6:04	3:39	2:25	Punt	HST 17	3	8	0	8	0	HST 25	Punt
14	1:31	0:00	1:31	Kickoff	HST 20	3	-3	0	-3	0	HST 18	End of Game

(352) Average HST 25

Tennessee Titans

#	Time Recd	Time Lost	Time Poss	How Ball Obtained	Drive Began	# Play	Yds Gain	Yds Pen	Net Yds	1st Down	Last Scrm	How Given Up
1	15:00	13:01	1:59	Kickoff	TEN 20	5	12	0	12	1	TEN 32	Fumble
2	13:01	9:28	3:33	Kickoff	TEN 17	5	19	0	19	1	TEN 36	Punt
3	3:19	0:26	2:53	Kickoff	TEN 20	5	20	0	20	1	TEN 40	Punt
4	12:33	11:14	1:19	Fumble	HST 25	3	4	-15	-11	0	HST 36	Punt
5	7:05	5:30	1:35	Punt	TEN 21	3	4	0	4	0	TEN 25	Punt
6	2:32	1:36	0:56	Kickoff	TEN 20	7	25	0	25	2	TEN 45	Punt
7	1:06	0:46	0:20	Punt	HST 40	3	0	0	0	0	HST 40	Punt
8	11:33	9:01	2:32	Kickoff	TEN 20	4	22	-10	12	1	TEN 32	Interception
9	6:12	5:38	0:34	Kickoff	TEN 20	3	-1	0	-1	0	TEN 19	Punt
10	0:54	12:07	3:47	Kickoff	TEN 20	9	72	0	72	3	* HST 1	Fumble
11	9:49	8:33	1:16	Punt	TEN 28	3	7	0	7	0	TEN 35	Punt
12	6:59	6:04	0:55	Punt	TEN 27	3	3	0	3	0	TEN 30	Punt
13	3:39	1:31	2:08	Punt	TEN 30	10	70	0	70	4	* HST 1	Touchdown

(378) Average TEN 29

* inside opponent's 20

Time of Possession by Quarter		1st	2nd	3rd	4th	OT	Total
Visitor	Houston Texans	6:35	10:50	11:00	7:48		36:13
Home	Tennessee Titans	8:25	4:10	4:00	7:12		23:47
Kickoff Drive No.-Start Average		Texans: 2 - HST 20		Titans: 7 - TEN 20			

Miscellaneous Statistics Report

Houston Texans vs Tennessee Titans
12/27/2015 at Nissan Stadium

Ten Longest Plays for Houston Texans

Yards	Qtr	Play Start	Play Description
44	2	1-10-HST 35	(5:30) (Shotgun) B.Weeden pass deep right to D.Hopkins ran ob at TEN 21 for 44 yards.
21	3	1-10-HST 20	(15:00) B.Weeden pass deep right to N.Washington pushed ob at HST 41 for 21 yards (P.Cox).
19	3	2-8-TEN 34	(12:18) (Shotgun) B.Weeden pass short right to D.Hopkins pushed ob at TEN 15 for 19 yards (M.Griffin).
17	3	2-13-HST 31	(5:03) C.Polk left tackle to HST 48 for 17 yards (Z.Brown).
15	3	2-10-TEN 15	(11:38) (Shotgun) B.Weeden pass short left to D.Hopkins for 15 yards, TOUCHDOWN.
13	3	3-8-TEN 32	(8:17) (Shotgun) B.Weeden pass short left to R.Griffin to TEN 19 for 13 yards (D.Searcy).
13	3	3-4-TEN 13	(6:17) (Shotgun) B.Weeden pass short right to N.Washington for 13 yards, TOUCHDOWN [K.Klug].
12	2	2-19-TEN 19	(3:12) (Shotgun) B.Weeden pass short left to D.Hopkins ran ob at TEN 7 for 12 yards.
11	2	3-5-HST 21	(8:46) (Shotgun) B.Weeden pass short left to J.Strong to HST 32 for 11 yards (C.Sensabaugh).
11	3	1-10-HST 41	(14:24) (Shotgun) B.Weeden pass short middle to D.Hopkins to TEN 48 for 11 yards (M.Griffin). Penalty on TEN-C.Sensabaugh, Defensive Holding, declined.

Ten Longest Plays for Tennessee Titans

Yards	Qtr	Play Start	Play Description
31	3	1-10-TEN 32	(:13) (No Huddle, Shotgun) Z.Mettenberger pass incomplete deep right to H.Douglas.
30	4	2-1-50	(2:56) (No Huddle, Shotgun) Z.Mettenberger pass short middle to B.Sankey to HST 20 for 30 yards (K.Drummond).
21	4	3-3-HST 30	(14:14) (Shotgun) Z.Mettenberger pass short left to D.Walker to HST 9 for 21 yards (A.Bouye). HST-J.Clowney was injured
15	3	1-10-TEN 20	(11:33) (Shotgun) Z.Mettenberger pass short middle to H.Douglas to TEN 35 for 15 yards (K.Jackson).
13	2	3-10-TEN 32	(2:02) (Shotgun) Z.Mettenberger pass short left to H.Douglas to TEN 45 for 13 yards (K.Johnson).
12	2	1-10-TEN 20	(2:32) (Shotgun) Z.Mettenberger pass short middle to A.Fasano to TEN 32 for 12 yards (A.Hal) [J.Simon].
11	4	1-10-TEN 30	(3:39) (Shotgun) Z.Mettenberger pass short middle to B.Sankey to TEN 41 for 11 yards (M.Bullough) [W.Mercilus].
11	4	3-2-HST 12	(2:00) (Shotgun) Z.Mettenberger pass short right to H.Douglas to HST 1 for 11 yards (A.Dent).
9	1	2-3-TEN 24	(12:12) D.Cobb right guard to TEN 33 for 9 yards (Q.Demps).
9	4	1-10-TEN 41	(3:15) (No Huddle, Shotgun) Z.Mettenberger pass short right to A.Fasano to 50 for 9 yards (M.Bullough).

Touchdown Scoring Information

		Offense	Defense	Special Teams
VISITOR	Houston Texans	3	1	0
HOME	Tennessee Titans	1	0	0

Player Scoring Information

Club	Player	TD	Rush TD	Rec TD	KO TD	Punt TD	Int TD	Fum TD	Misc TD	FG	XP	2Pt Rush	2Pt Rec	Sfty	Points
HST	N.Novak	0	0	0	0	0	0	0	0	2	4	0	0	0	10
HST	B.Weeden	0	1	0	0	0	0	0	0	0	0	0	0	0	6
HST	D.Hopkins	0	0	1	0	0	0	0	0	0	0	0	0	0	6
HST	N.Washington	0	0	1	0	0	0	0	0	0	0	0	0	0	6
TEN	T.McBride	0	0	1	0	0	0	0	0	0	0	0	0	0	6

Possession Detail

	First Half		Second Half		Game	
	Visitor	Home	Visitor	Home	Visitor	Home
Largest Lead	17	0	34	0	34	0
Drives Leading	7	0	7	0	14	0
Time of Possession Leading	17:25	0:00	18:48	0:00	36:13	0:00
Largest Deficit	0	-17	0	-34	0	-34
Drives Trailing	0	6	0	6	0	12
Time of Possession Trailing	0:00	10:36	0:00	11:12	0:00	21:48
Times Score Tied Up		0		0		0
Lead Changes		1		0		1

Playtime Percentage

Percent of playtime per player on offense, defense and special teams

Houston Texans						Tennessee Titans					
		Offense	Defense	Special Teams				Offense	Defense	Special Teams	
B Brooks	G	72 100%		6	20%	J Looney	C	66 100%			
B Jones	C	72 100%		6	20%	C Warmack	G	66 100%			
X Su'a-Filo	G	72 100%		6	20%	Z Mettenberger	QB	66 100%			
D Brown	T	66 92%		6	20%	Q Spain	G	66 100%			
D Newton	T	65 90%		6	20%	B Bell	G	65 98%			
D Hopkins	WR	60 83%				H Douglas	WR	59 89%		6	20%
B Weeden	QB	57 79%				D Walker	TE	59 89%			
N Washington	WR	56 78%				D Green-Beckham	WR	59 89%			
J Strong	WR	51 71%		8	27%	J Meredith	T	50 76%			
R Griffin	TE	50 69%		3	10%	A Fasano	TE	47 71%			
C Fiedorowicz	TE	38 53%		8	27%	B Sankey	RB	30 45%			
A Blue	RB	28 39%		7	23%	A Andrews	RB	18 27%		7	23%
K Lamm	T	18 25%		6	20%	T McBride	WR	16 24%		18	60%
J Grimes	RB	17 24%		17	57%	T Lewan	T	16 24%			
C Polk	RB	16 22%		4	13%	D Cobb	RB	15 23%			
J Prosch	FB	15 21%		15	50%	C Stevens	TE	14 21%			
B Daniels	WR	15 21%				K Wright	WR	9 14%			
A Hunt	RB	11 15%		8	27%	P Supernaw	TE	2 3%		24	80%
C Clark	T	7 10%		6	20%	J Fowler	FB	2 3%		17	57%
K Mumphery	WR	6 8%		18	60%	A Gallik	C	1 2%			
A Hal	SS		60 91%			C Sensabaugh	CB		72 100%	10	33%
K Johnson	CB		55 83%	7	23%	M Griffin	FS		72 100%	6	20%
W Mercilus	LB		51 77%	10	33%	A Williamson	LB		71 99%	6	20%
K Jackson	CB		51 77%	1	3%	D Bass	LB		69 96%	1	3%
J Watt	DE		49 74%	2	7%	D Searcy	SS		67 93%	6	20%
J Simon	LB		46 70%	10	33%	B Orakpo	LB		66 92%	1	3%
E Pleasant	FS		44 67%	16	53%	P Cox	CB		64 89%		
Q Demps	FS		40 61%	2	7%	J Casey	DT		58 81%	4	13%
J Clowney	LB		39 59%	1	3%	B Webb	CB		39 54%	10	33%
J Joseph	CB		38 58%			D Jones	DE		36 50%	5	17%
B Cushing	LB		37 56%	2	7%	W Woodyard	LB		30 42%	15	50%
M Bullough	LB		32 48%	22	73%	K Klug	DT		30 42%	10	33%
K Drummond	S		26 39%	14	47%	Z Brown	LB		27 38%	14	47%
J Crick	DE		25 38%	1	3%	D Stafford	SS		24 33%	24	80%
B McKinney	LB		23 35%	7	23%	S Hill	NT		21 29%	3	10%
V Wilfork	NT		19 29%	1	3%	A Blackson	DE		20 28%		
C Covington	NT		18 27%			A Woods	NT		17 24%	3	10%
A Bouye	CB		17 26%	14	47%	J Tavai	LB		5 7%	13	43%
A Dent	LB		16 24%	22	73%	J Staples	LB		4 6%	29	97%
J Pagan	DE		14 21%			M Huff	FS			30	100%
B Dunn	DT		14 21%			S Johnson	LB			24	80%
C James	DB		12 18%	19	63%	C Riggs	CB			24	80%
N Novak	K			13	43%	B Brinkley	LS			9	30%
S Lechler	P			12	40%	B Kern	P			9	30%
J Weeks	LS			12	40%	R Succop	K			2	7%
B Peters	LB			11							

2015 TENNESSEE TITANS REGULAR SEASON STATISTICS

Won 3, Lost 12

Date	W-L	Score	OT	Opponent	Attendance
09/13	W	42-14		at Tampa Bay	63,945
09/20	L	14-28		at Cleveland	67,431
09/27	L	33-35		Indianapolis	65,920
10/11	L	13-14		Buffalo	65,670
10/18	L	10-38		Miami	62,342
10/25	L	7-10		Atlanta	63,329
11/01	L	6-20		at Houston	71,630
11/08	W	34-28	OT	at New Orleans	73,075
11/15	L	10-27		Carolina	63,591
11/19	L	13-19		at Jacksonville	60,121
11/29	L	21-24		Oakland	58,075
12/06	W	42-39		Jacksonville	57,355
12/13	L	8-30		at New York Jets	78,160
12/20	L	16-33		at New England	66,829
12/27	L	6-34		Houston	62,153
01/03				at Indianapolis	

Statistic	Tenn.	Opp.
Total First Downs	284	297
Rushing	62	93
Passing	187	181
Penalty	35	23
3rd Down: Made/Att	60/187	85/199
3rd Down Pct.	32.1	42.7
4th Down: Made/Att	6/13	4/12
4th Down Pct.	46.2	33.3
Possession Avg.	29:36	30:24
Total Net Yards	4757	5148
Avg. Per Game	317.1	343.2
Total Plays	918	932
Avg. Per Play	5.2	5.5
Net Yards Rushing	1348	1670
Avg. Per Game	89.9	111.3
Total Rushes	344	430
Net Yards Passing	3409	3478
Avg. Per Game	227.3	231.9
Sacked/Yards Lost	50/347	38/264
Gross Yards	3756	3742
Att./Completions	524/327	464/298
Completion Pct.	62.4	64.2
Had Intercepted	16	10
Punts/Average	82/47.3	69/48.6
Net Punting Avg.	82/39.9	69/43.1
Penalties/Yards	87/719	106/911
Fumbles/Ball Lost	24/16	16/8
Touchdowns	34	48
Rushing	8	11
Passing	24	32
Returns	2	5

Score By Periods	Q1	Q2	Q3	Q4	OT	PTS
Team	60	64	81	64	6	275
Opponents	86	117	68	122	0	393

Scoring	TD	Rush	Rec	Ret	K-PAT	FG	S	PTS
Succop	0	0	0	0	26/28	13/15	0	65
Walker	6	0	6	0			0	38
Green-Beckham	3	0	3	0			0	20
Andrews	3	3	0	0			0	18
Mariota	3	2	1	0			0	18
Wright	3	0	3	0			0	18
McCluster	2	1	1	0			0	14
Douglas	2	0	2	0			0	12
Fasano	2	0	2	0			0	12
Fowler	2	1	1	0			0	12
Sankey	2	1	1	0			0	12
Stevens	2	0	2	0			0	12
Hunter	1	0	1	0			0	6
McBride	1	0	1	0			0	6
Sensabaugh	1	0	0	1			0	6
Woodyard	1	0	0	1			0	6
Team	34	8	24	2	26/28	13/15	0	275
Opponents	48	11	32	5	45/47	20/24	0	393

2-Pt Conv: Green-Beckham, McCluster, Walker, TM 3-5, OPP 0-1

Sacks: Casey 7, Orakpo 7, Woodyard 5, Morgan 4.5, Klug 4, Williamson 3.5, Blackson 2.5, Griffin 1, Stafford 1, Tavai 1, Bass 0.5, Brown 0.5, Searcy 0.5, TM 38, OPP 50

Rushing	No.	Yds	Avg	Long	TD
Andrews	143	520	3.6	38	3
Mariota	34	252	7.4	87t	2
McCluster	55	247	4.5	44	1
Sankey	43	177	4.1	16	1
Cobb	33	73	2.2	10	0
West TM	16	51	3.2	12	0
Wright	5	17	3.4	13	0
Fowler	7	13	1.9	3	1
D. Johnson LG	1	6	6.0	6	0
Mettenberger	7	4	0.6	5	0
Douglas	1	-6	-6.0	-6	0
Team	344	1348	3.9	87t	8
Opponents	430	1670	3.9	32	11

Receiving	No.	Yds	Avg	Long	TD
Walker	85	994	11.7	61t	6
Wright	36	408	11.3	52t	3
Douglas	34	392	11.5	51	2
McCluster	31	260	8.4	35	1
Green-Beckham	30	528	17.6	47t	3
Fasano	26	289	11.1	33	2
Hunter	22	264	12.0	29	1
Andrews	19	171	9.0	23	0
Sankey	14	139	9.9	30	1
Stevens	12	121	10.1	27	2
Fowler	5	44	8.8	19	1
Coffman TM	4	42	10.5	16	0
Supernaw	3	32	10.7	16	0
Turzilli LG	2	25	12.5	18	0
Turzilli TM	2	25	12.5	18	0
McBride	2	8	4.0	7	1
Mariota	1	41	41.0	41t	1
Cobb	1	-2	-2.0	-2	0
Team	327	3756	11.5	61t	24
Opponents	298	3742	12.6	69t	32

Interceptions	No.	Yds	Avg	Long	TD
Brown	2	45	22.5	45	0
Sensabaugh	2	42	21.0	26t	1
Griffin	1	29	29.0	29	0
Cox	1	27	27.0	27	0
Bass	1	8	8.0	8	0
Mount	1	8	8.0	8	0
Webb	1	0	0.0	0	0
Williamson	1	0	0.0	0	0
Team	10	159	15.9	45	1
Opponents	16	240	15.0	69t	2

Punting	No.	Yds	Avg	Net	TB	In	Lg	B
Kern	82	3875	47.3	39.9	1	32	61	0
Team	82	3875	47.3	39.9	1	32	61	0
Opponents	69	3352	48.6	43.1	4	22	65	0

Punt Returns	Ret	FC	Yds	Avg	Long	TD
McCluster	24	15	217	9.0	37	0
Douglas	9	2	64	7.1	18	0
Cox	3	0	17	5.7	9	0
D. Johnson LG	2	0	3	1.5	3	0
Team	36	17	298	8.3	37	0
Opponents	43	21	587	13.7	78t	1

Kickoff Returns	No.	Yds	Avg	Long	TD
McCluster	13	285	21.9	32	0
McBride	10	190	19.0	31	0
Sankey	9	192	21.3	34	0
Andrews	1	13	13.0	13	0
Team	33	680	20.6	34	0
Opponents	21	564	26.9	75	0

Field Goals	1-19	20-29	30-39	40-49	50+
Succop	0/0	3/3	3/3	6/6	1/3
Team	0/0	3/3	3/3	6/6	1/3
Opponents	1/1	6/6	8/8	5/8	0/1

Succop: () () (38G,21G) (21G,41G) (37G) () (35G,44G) (51G,29G,55N) (45G) (47G,49G,53N) () () (49G) ()

OPP: () () () (30G) (27G,47N) (38G,24G) (46B) (48G, 19G) (31G,32G,20G,36G) (24G) () (53N,47G,27G,42G) (43G,48N,38G,42G,32G) (22G,36G)

FUM/Lost: Mariota 10/6, Mettenberger 4/2, McCluster 2/2, Sankey 2/1, West(TM) 2/2, Andrews 1/1, Douglas 1/1, Gallik 1/0, Supernaw 1/1

Passing	Att	Cmp	Yds	Cmp%	Yds/Att	TD	TD%	Int	Int%	Long	Sack/Lost	Rating
Mariota	370	230	2818	62.2	7.62	19	5.1	10	2.7	61t	38/258	91.5
Mettenberger	153	96	897	62.7	5.86	4	2.6	6	3.9	57t	12/89	71.2
Andrews	1	1	41	100.0	41.00	1	100.0	0	0.0	41t	0/0	158.3
Team	524	327	3756	62.4	7.17	24	4.6	16	3.1	61t	50/347	86.5
Opponents	464	298	3742	64.2	8.06	32	6.9	10	2.2	69t	38/264	103.2

TITANS FALL SHORT AT INDY IN SEASON FINALE

BY JIM WYATT
TITANS ONLINE
JANUARY 4, 2016

INDIANAPOLIS, Ind. — A disappointing season came to a close here on Sunday.

Now, some big questions need to be answered heading into an offseason with plenty of uncertainty.

In the final game of the season, the Titans lost 30-24 to the Colts at Lucas Oil Stadium, as quarterback Alex Tanney finished the year behind center.

The loss dropped the Titans to 3-13 on the year.

The team will have the first overall pick in the upcoming NFL Draft.

"I told them to keep their head up high," Titans interim coach Mike Mularkey said afterward. "I (told) them I am very proud of them, they have a lot to be proud of. They've done a lot of good things (and) the record may not reflect it. But I thought today was a good description of how they've been all year, they played all the way to the last whistle, the last play to see if we had a chance to win the game.

"They have a lot to be proud of, regardless of what the record was."

Mularkey, who replaced Ken Whisenhunt after seven games this season, said after the game he hopes to be considered for the job on a permanent basis.

Meanwhile, players expressed mixed feelings following a season that ended with four straight losses.

"It probably sounds crazy, but I feel like we left on a positive note," tackle Byron Bell said. "A lot of people are going to sit there and look at the record -- that is just the society we live in. They look at the record and they see 3-13. And they say, 'This is not a good football team.' But that's not true.

"You look at our games and we were in a lot of games. We just have to clean up mistakes and get over the hump. It's a process, and once we trust the process the sky is the limit for the team. Just because we finished 3-13 doesn't mean we are a bad football team."

Titans linebacker Brian Orakpo said a part of him is "sad" it's over.

"It has been very memorable and forgettable at the same time," Orakpo said of the season. "We want to make sure we don't have a season like this again."

With Marcus Mariota ruled out earlier in the week, Zach Mettenberger started Sunday's game for the Titans, but he left early in the third quarter with a forearm injury, and was replaced by Tanney.

Tanney turned in a respectable performance, nearly guiding the Titans to a second half comeback, but it wasn't enough. A last-minute drive was stopped, and the Colts held on.

Mettenberger finished the game 5-of-13 for 38 yards, with an interception.

Tanney finished the game 10-of-14 for 99 yards, with a touchdown pass.

The Titans took the lead in the first quarter on a five-yard touchdown run by Mettenberger, which made it 7-3.

The touchdown was set by an interception from safety Da'Norris Searcy, who picked off Colts quarterback Josh Freeman.

The Colts got on the scoreboard first on a 49-yard field goal by Adam Vinatieri, and they scored again on a 57-yard touchdown pass from Freeman to tight end Colby Fleener, who got behind Titans safety Michael Griffin, to make it 10-7.

The Titans answered back with an impressive drive on their next possession, however, as Mettenberger drove the team 80

yards on 11 plays. The drive was capped off with a one-yard touchdown run by running back David Cobb, which made it 14-10.

The Colts ended the first half with momentum, however, as Vinatieri kicked a 52-yard field goal before quarterback Ryan Lindley connected with receiver Andre Johnson on an 18-yard touchdown pass with just 13 seconds left to give Indianapolis a 20-14 lead at the break.

The Colts kept it going at the start of the third quarter, as linebacker Jerrell Freeman intercepted a batted pass thrown by Mettenberger and returned it for a touchdown to make it 27-14.

Tanney replaced Mettenberger, who suffered a forearm injury, in the third quarter. Tanney guided the team on an 11-play drive capped off by a 49-yard field goal by Ryan Succop to make it 27-17 midway through the third quarter.

Tanney later connected with receiver Dorial Green-Beckham on a five-yard touchdown pass to make it 27-24 with 11:07 left in the contest. Tanney completed his first seven passes to start the contest.

Another Vinatieri field goal made it 30-24 with 2:25 remaining. The Titans got the ball back, but turned the ball over on downs.

Titans tight end Delanie Walker reached two milestones in the contest.

Walker became the first tight end in franchise history to reach 1,000 receiving yards in a season. With five catches in the first half, he also became just the ninth tight end in NFL history to record 90 catches in a season.

But he said he'd rather end the year with a win.

"There was a lot of fight, but we just couldn't get it done," Walker said. "We showed a lot of fight. I am pretty sure the organization is going

to figure out what to do and find
some more guys to help us out.

“I think we are just a few pieces off
and we just have to find out how to
solve the puzzle to get on the right
track.”

#

National Football League Game Summary

NFL Copyright © 2015 by The National Football League. All rights reserved. This summary and play-by-play is for the express purpose of assisting media in their coverage of the game; any other use of this material is prohibited without the written permission of the National Football League. Updated: 1/8/2016

Date: Sunday, 1/3/2016 Tennessee Titans at Indianapolis Colts Start Time: 1:02 PM EST
at Lucas Oil Stadium, Indianapolis, Ind.

Game Day Weather
Game Weather: Cloudy Temp: 30° F (-1.1° C) Humidity: 79%, Wind: W 9 mph
Played Retr. Roof-Closed on Turf: Artificial Outdoor Weather: Cloudy, 30 degr. Wind W at 11 mph, Wind Chill: 22

Officials
Referee: Blakeman, Clete (34) Umpire: Rice, Jeff (44) Head Linesman: Cruz, Hugo (94)
Line Judge: Johnson, Carl (101) Side Judge: Larrew, Joe (73) Field Judge: Brown, Terry (43)
Back Judge: Patrick, Steve (17) Replay Official: Reels, Richard ()

Lineups

Tennessee Titans				Indianapolis Colts			
Offense		Defense		Offense		Defense	
WR	83 H.Douglas	DE	90 D.Jones	WR	81 A.Johnson	DE	90 K.Langford
TE	82 D.Walker	CB	38 B.Webb	LT	74 A.Castonzo	NT	54 D.Parry
LT	76 B.Bell	DT	99 J.Casey	LG	75 J.Mewhort	DT	94 Z.Kerr
LG	60 Q.Spain	OLB	51 D.Bass	C	72 J.Harrison	SLB	93 E.Walden
C	78 J.Looney	ILB	55 Z.Brown	RG	76 J.Reitz	MIKE	52 D.Jackson
RG	70 C.Warmack	ILB	54 A.Williamson	RT	71 D.Good	WILL	50 J.Freeman
RT	79 J.Meredith	OLB	98 B.Orakpo	TE	84 J.Doyle	RUSH	98 R.Mathis
TE	80 A.Fasano	CB	29 P.Cox	WR	13 T.Hilton	LCB	28 G.Toler
WR	17 D.Green-Beckham	SS	21 D.Searcy	QB	5 Jo.Freeman	SS	29 M.Adams
QB	7 Z.Mettenberger	FS	33 M.Griffin	WR	10 D.Moncrief	FS	33 D.Lowery
RB	23 D.Cobb	CB	24 C.Sensabaugh	RB	23 F.Gore	RCB	21 V.Davis

Substitutions Substitutions
K 4 R.Succop, P 6 B.Kern, QB 11 A.Tanney, WR 16 T.McBride, RB 20 B.Sankey, P 1 P.McAfee, QB 3 R.Lindley, K 4 A.Vinatieri, WR 11 Q.Bray, WR 15 P.Dorsett, RB 26 A.Andrews, DB 28 M.Huff, CB 37 C.Riggs, S 39 D.Stafford, OLB 41 CB 20 D.Butler, CB 31 J.Brown, S 32 C.Anderson, S 35 A.Davis, RB 36 J.Tavaí, FB 45 J.Fowler, LS 48 B.Brinkley, LB 52 S.Johnson, LB 57 J.Staples, LB D.Herron, CB 39 T.Glover-Wright, RB 40 T.Williams, S 42 C.Geathers, LS 45 59 W.Woodyard, G/T 73 J.Poutasi, WR 86 A.Turzilli, TE 88 C.Stevens, TE 89 M.Overton, ILB 49 A.Herrera, OLB 59 A.Studebaker, G 60 L.Louis, C/G 62 P.Supernaw, NT 94 S.Hill, DE 95 A.Blackson, DL 96 A.Woods, DL 97 K.Klug K.Holmes, DT 67 T.McGill, TE 80 C.Fleener, TE 86 E.Swoope, OLB 91 J.Newsome, OLB 92 B.Werner, DE 95 E.Okine

Did Not Play Did Not Play
C/G 69 A.Gallik

Not Active Not Active
QB 8 M.Mariota, WR 13 K.Wright, WR 14 D.Johnson, CB 25 B.Wreh-Wilson, S QB 7 S.Morris, QB 8 M.Hasselbeck, QB 12 A.Luck, S 27 W.Guy, ILB 51 31 J.Aubrey, T 77 T.Lewan, DE 92 R.Pitoitua S.Moore, OLB 58 T.Cole, DT 64 K.Quarles

Field Goals (made () & missed)							
R.Succop		(49)	A.Vinatieri		(49) (52) (35)		
			1	2	3	4	OT
VISITOR:	Tennessee Titans		7	7	3	7	0
HOME:	Indianapolis Colts		10	10	7	3	0

Scoring Plays						Visitor	Home
Team	Qtr	Time	Play Description (Extra Point) (Drive Info)				
Colts	1	8:57	A.Vinatieri 49 yd. Field Goal (13-49, 6:03)			0	3
Titans	1	2:21	Z.Mettenberger 5 yd. run (R.Succop kick) (1-5, 0:04)			7	3
Colts	1	0:12	C.Fleener 57 yd. pass from Jo.Freeman (A.Vinatieri kick) (4-69, 2:09)			7	10
Titans	2	10:25	D.Cobb 1 yd. run (R.Succop kick) (11-80, 4:47)			14	10
Colts	2	6:29	A.Vinatieri 52 yd. Field Goal (7-46, 3:56)			14	13
Colts	2	0:13	A.Johnson 18 yd. pass from R.Lindley (A.Vinatieri kick) (8-58, 1:26)			14	20
Colts	3	14:19	J.Freeman 23 yd. interception return (A.Vinatieri kick)			14	27
Titans	3	7:30	R.Succop 49 yd. Field Goal (11-49, 6:49)			17	27
Titans	4	11:07	D.Green-Beckham 5 yd. pass from A.Tanney (R.Succop kick) (6-59, 3:05)			24	27

National Football League Game Summary

NFL Copyright © 2015 by The National Football League. All rights reserved. This summary and play-by-play is for the express purpose of assisting media in their coverage of the game; any other use of this material is prohibited without the written permission of the National Football League.

Updated: 1/8/2016

Colts	4	2:25	A.Vinatieri 35 yd. Field Goal (13-33, 6:02)	24	30
Paid Attendance: 65,733				Time: 3:08	

Final Team Statistics

	Visitor Titans	Home Colts
TOTAL FIRST DOWNS	14	20
By Rushing	4	8
By Passing	8	11
By Penalty	2	1
THIRD DOWN EFFICIENCY	4-14-29%	7-17-41%
FOURTH DOWN EFFICIENCY	1-2-50%	0-0-0%
TOTAL NET YARDS	231	327
Total Offensive Plays (inc. times thrown passing)	58	71
Average gain per offensive play	4.0	4.6
NET YARDS RUSHING	137	127
Total Rushing Plays	27	32
Average gain per rushing play	5.1	4.0
Tackles for a loss-number and yards	1-1	1-1
NET YARDS PASSING	94	200
Times thrown - yards lost attempting to pass	4-43	1-7
Gross yards passing	137	207
PASS ATTEMPTS-COMPLETIONS-HAD INTERCEPTED	27-15-1	38-21-1
Avg gain per pass play (inc.# thrown passing)	3.0	5.1
KICKOFFS Number-In End Zone-Touchbacks	5-5-4	7-7-7
PUNTS Number and Average	6-50.0	5-43.2
Had Blocked	0	0
FGs - PATs Had Blocked	0-0	0-0
Net Punting Average	47.0	41.4
TOTAL RETURN YARDAGE (Not Including Kickoffs)	14	41
No. and Yards Punt Returns	2-9	4-18
No. and Yards Kickoff Returns	0-0	1-35
No. and Yards Interception Returns	1-5	1-23
PENALTIES Number and Yards	6-60	6-71
FUMBLES Number and Lost	1-0	0-0
TOUCHDOWNS	3	3
Rushing	2	0
Passing	1	2
Interceptions	0	1
EXTRA POINTS Made-Attempts	3-3	3-3
Kicking Made-Attempts	3-3	3-3
FIELD GOALS Made-Attempts	1-1	3-3
RED ZONE EFFICIENCY	3-3-100%	1-2-50%
GOAL TO GO EFFICIENCY	3-3-100%	0-0-0%
SAFETIES	0	0
FINAL SCORE	24	30
TIME OF POSSESSION	26:43	33:17

1/3/2016 at Lucas Oil Stadium

Tennessee Titans

Indianapolis Colts

[illegible]

First Quarter

TEN wins the coin toss and elects to defer. IND elects to Receive, and TEN elects to defend the south goal.

R.Succop kicks 65 yards from TEN 35 to end zone, Touchback.

Indianapolis Colts at 15:00

1-10-IND 20	(15:00) (Shotgun) Jo.Freeman pass incomplete deep left to T.Hilton.	
2-10-IND 20	(14:55) (Shotgun) Jo.Freeman pass short right to P.Dorsett pushed ob at IND 26 for 6 yards (A.Williamson).	
3-4-IND 26	(14:20) (Shotgun) Jo.Freeman pass short left to C.Fleener to IND 30 for 4 yards (D.Stafford).	P1
<u>1-10-IND 30</u>	(13:36) (Run formation) F.Gore up the middle to IND 38 for 8 yards (B.Orakpo; A.Williamson).	
2-2-IND 38	(13:03) (Shotgun) Direct snap to F.Gore. F.Gore right tackle to IND 42 for 4 yards (D.Jones).	R2
<u>1-10-IND 42</u>	(12:26) (Run formation) Jo.Freeman pass incomplete short right.	
2-10-IND 42	(12:20) (Shotgun) D.Herron up the middle to IND 45 for 3 yards (D.Bass).	
3-7-IND 45	(11:43) (Shotgun) Jo.Freeman pass short middle to P.Dorsett to TEN 46 for 9 yards (C.Sensabaugh).	P3
<u>1-10-TEN 46</u>	(11:00) P.Dorsett right end ran ob at TEN 35 for 11 yards (Z.Brown).	R4
<u>1-10-TEN 35</u>	(10:28) (Shotgun) F.Gore up the middle to TEN 35 for no gain (A.Blackson; D.Bass).	
2-10-TEN 35	(9:50) (Shotgun) Jo.Freeman pass short right to C.Fleener to TEN 31 for 4 yards (Z.Brown).	
3-6-TEN 31	(9:06) (Shotgun) Jo.Freeman pass incomplete short middle to P.Dorsett [Z.Brown].	
4-6-TEN 31	(9:02) A.Vinatieri 49 yard field goal is GOOD, Center-M.Overton, Holder-P.McAfee.	

TEN 0 IND 3, 13 plays, 49 yards, 6:03 drive, 6:03 elapsed

P.McAfee kicks 65 yards from IND 35 to end zone, Touchback.

Tennessee Titans at 8:57

1-10-TEN 20	(8:57) Z.Mettenberger pass incomplete short right [D.Lowery].	
	PENALTY on TEN-Z.Mettenberger, Intentional Grounding, 15 yards, enforced at TEN 20.	
2-25-TEN 5	(8:51) (Run formation) D.Cobb up the middle to TEN 12 for 7 yards (J.Freeman; M.Adams).	
3-18-TEN 12	(8:11) (Shotgun) Z.Mettenberger pass short left to D.Walker to TEN 25 for 13 yards (V.Davis).	
4-5-TEN 25	(7:33) B.Kern punts 51 yards to IND 24, Center-B.Brinkley. Q.Bray to IND 27 for 3 yards (T.McBride).	
	PENALTY on IND-J.Brown, Defensive Holding, 11 yards, enforced at IND 24.	

Indianapolis Colts at 7:22

1-10-IND 13	(7:22) (Run formation) L.Louis reported in as eligible. Jo.Freeman pass short left to J.Doyle to IND 16 for 3 yards (W.Woodyard).	
2-7-IND 16	(6:50) (Run formation) L.Louis reported in as eligible. F.Gore left tackle to IND 18 for 2 yards (D.Jones; W.Woodyard).	
3-5-IND 18	(6:07) (Shotgun) Jo.Freeman pass short middle to P.Dorsett to IND 20 for 2 yards (Z.Brown) [K.Klug].	
4-3-IND 20	(5:28) P.McAfee punts 35 yards to TEN 45, Center-M.Overton, downed by IND-C.Anderson.	

Tennessee Titans at 5:18

1-10-TEN 45	(5:18) D.Cobb right end to TEN 49 for 4 yards (D.Jackson).	
2-6-TEN 49	(4:41) Z.Mettenberger pass incomplete short right to D.Green-Beckham.	
3-6-TEN 49	(4:37) (Shotgun) Z.Mettenberger sacked at TEN 40 for -9 yards (T.McGill).	
4-15-TEN 40	(3:56) B.Kern punts 51 yards to IND 9, Center-B.Brinkley. Q.Bray to IND 8 for -1 yards (T.McBride).	

Indianapolis Colts at 3:43

1-10-IND 8	(3:43) (Run formation) L.Louis reported in as eligible. F.Gore right tackle to IND 10 for 2 yards (A.Williamson).	
2-8-IND 10	(3:10) (Shotgun) F.Gore up the middle to IND 9 for -1 yards (B.Orakpo).	
3-9-IND 9	(2:31) (Shotgun) Jo.Freeman pass short right intended for D.Herron INTERCEPTED by D.Searcy at IND 10. D.Searcy to IND 5 for 5 yards (D.Herron).	

Tennessee Titans at 2:25

1-5-IND 5	(2:25) (Shotgun) Z.Mettenberger up the middle for 5 yards, TOUCHDOWN.	R1
	R.Succop extra point is GOOD, Center-B.Brinkley, Holder-B.Kern.	

TEN 7 IND 3, 1 plays, 5 yards, 0:04 drive, 12:39 elapsed

R.Succop kicks 69 yards from TEN 35 to IND -4. Q.Bray to IND 31 for 35 yards (J.Tavai).

Indianapolis Colts at 2:21, (1st play from scrimmage 2:14)

1-10-IND 31	(2:14) (Shotgun) Jo.Freeman pass short right to D.Moncrief to IND 29 for -2 yards (B.Webb).	
2-12-IND 29	(1:41) (Shotgun) F.Gore up the middle to IND 32 for 3 yards (Z.Brown; D.Bass).	
3-9-IND 32	(1:05) (Shotgun) Jo.Freeman pass short middle to P.Dorsett to IND 43 for 11 yards (Z.Brown).	P5
<u>1-10-IND 43</u>	(:21) (Run formation) L.Louis reported in as eligible. Jo.Freeman pass deep middle to C.Fleener for 57 yards, TOUCHDOWN.	P6
	A.Vinatieri extra point is GOOD, Center-M.Overton, Holder-P.McAfee.	

Tennessee Titans vs Indianapolis Colts at Lucas Oil Stadium
PENALTY on TEN-W.Woodyard, Unnecessary Roughness, 15 yards, enforced between downs.

TEN 7 IND 10, 4 plays, 69 yards, 2:09 drive, 14:48 elapsed

P.McAfee kicks 50 yards from 50 to end zone, Touchback.

Tennessee Titans at 0:12

1-10-TEN 20 (:12) (Run formation) D.Cobb left tackle to TEN 20 for no gain (M.Adams).

END OF QUARTER	Score	Time Poss	First Downs				Efficiencies	
			R	P	X	T	3 Down	4 Down
Tennessee Titans	7	3:26	1	0	0	1	0/2	0/0
Indianapolis Colts	10	11:34	2	4	0	6	3/6	0/0

Play By Play

Second Quarter

1/3/2016

Tennessee Titans continued.

2-10-TEN 20	(15:00) (Run formation) D.Cobb right guard to TEN 19 for -1 yards (E.Okine).	
3-11-TEN 19	(14:23) (Shotgun) Z.Mettenberger pass short left to D.Walker to TEN 24 for 5 yards (D.Butler; E.Walden).	
	PENALTY on IND-E.Walden, Face Mask (15 Yards), 15 yards, enforced at TEN 24.	X2
<u>1-10-TEN 39</u>	(13:53) (Run formation) Z.Mettenberger pass short left to D.Walker to TEN 42 for 3 yards (D.Jackson).	
2-7-TEN 42	(13:19) (Run formation) Z.Mettenberger pass incomplete short right to J.Fowler.	
3-7-TEN 42	(13:14) (Shotgun) Z.Mettenberger pass short middle to D.Walker to IND 41 for 17 yards (D.Butler).	P3
<u>1-10-IND 41</u>	(12:35) (Shotgun) D.Walker right end to IND 5 for 36 yards (J.Newsome).	R4
<u>1-5-IND 5</u>	(11:55) D.Cobb right tackle to IND 1 for 4 yards (D.Lowery).	
2-1-IND 1	(11:17) (Run formation) Z.Mettenberger pass incomplete short right to D.Green-Beckham.	
3-1-IND 1	(11:12) (Shotgun) Z.Mettenberger pass short middle to D.Walker to IND 1 for no gain (E.Walden; D.Butler).	
4-1-IND 1	(10:28) (Run formation) D.Cobb up the middle for 1 yard, TOUCHDOWN.	R5
	R.Succop extra point is GOOD, Center-B.Brinkley, Holder-B.Kern.	

TEN 14 IND 10, 11 plays, 80 yards, 1 penalty, 4:47 drive, 4:35 elapsed

R.Succop kicks 65 yards from TEN 35 to end zone, Touchback.

Indianapolis Colts at 10:25

1-10-IND 20	(10:25) Jo.Freeman scrambles up the middle to IND 29 for 9 yards (A.Williamson).	
2-1-IND 29	(9:42) (Run formation) F.Gore up the middle to IND 26 for -3 yards (A.Woods).	
	PENALTY on TEN-J.Casey, Illegal Use of Hands, 5 yards, enforced at IND 29 - No Play.	X7
<u>1-10-IND 34</u>	(9:13) (Shotgun) F.Gore right guard to IND 49 for 15 yards (D.Searcy; D.Bass).	R8
<u>1-10-IND 49</u>	(8:38) (Shotgun) F.Gore left end ran ob at TEN 41 for 10 yards (D.Searcy).	R9
<u>1-10-TEN 41</u>	(8:05) D.Herron up the middle to TEN 40 for 1 yard (C.Sensabaugh).	
2-9-TEN 40	(7:26) (Run formation) Jo.Freeman pass incomplete short right to T.Hilton.	
3-9-TEN 40	(7:20) (Shotgun) Jo.Freeman scrambles left end to TEN 34 for 6 yards (M.Griffin).	
4-3-TEN 34	(6:35) A.Vinatieri 52 yard field goal is GOOD, Center-M.Overton, Holder-P.McAfee.	

TEN 14 IND 13, 7 plays, 46 yards, 1 penalty, 3:56 drive, 8:31 elapsed

P.McAfee kicks 65 yards from IND 35 to end zone, Touchback.

Tennessee Titans at 6:29

1-10-TEN 20	(6:29) (Run formation) B.Sankey right tackle to TEN 24 for 4 yards (E.Okine; Z.Kerr).	
2-6-TEN 24	(5:52) (Run formation) B.Sankey left tackle to TEN 29 for 5 yards (Z.Kerr; D.Jackson).	
3-1-TEN 29	(5:12) (Shotgun) Z.Mettenberger pass incomplete short right to D.Walker (K.Langford).	
4-1-TEN 29	(5:07) B.Kern punts 44 yards to IND 27, Center-B.Brinkley, fair catch by Q.Bray.	
	PENALTY on IND-J.Brown, Offensive Holding, 10 yards, enforced at IND 27.	

Indianapolis Colts at 4:59

1-10-IND 17	(4:59) (Shotgun) Jo.Freeman pass short left to A.Johnson pushed ob at IND 31 for 14 yards (W.Woodyard).	P10
<u>1-10-IND 31</u>	(4:28) (Shotgun) F.Gore right tackle to IND 36 for 5 yards (Z.Brown).	
2-5-IND 36	(3:48) T.Williams right end pushed ob at IND 48 for 12 yards (Z.Brown).	R11
<u>1-10-IND 48</u>	(3:08) (Shotgun) Jo.Freeman pass incomplete short right to F.Gore.	
2-10-IND 48	(3:02) (Shotgun) Jo.Freeman pass incomplete short middle to F.Gore.	
	Penalty on IND-J.Mewhort, Ineligible Downfield Pass, declined.	
3-10-IND 48	(2:57) (Shotgun) Jo.Freeman pass incomplete deep middle to D.Moncrief.	
4-10-IND 48	(2:52) P.McAfee punts 50 yards to TEN 2, Center-M.Overton, downed by IND-C.Anderson.	

Tennessee Titans at 2:42

1-10-TEN 2	(2:42) (Run formation) D.Cobb left tackle to TEN 5 for 3 yards (Z.Kerr).	
------------	--	--

Two-Minute Warning

2-7-TEN 5	(2:00) (Run formation) D.Cobb up the middle to TEN 9 for 4 yards (D.Jackson; M.Adams).	
	Timeout #1 by IND at 01:54.	
3-3-TEN 9	(1:54) (Shotgun) Z.Mettenberger pass incomplete short right to D.Walker.	
4-3-TEN 9	(1:51) B.Kern punts 51 yards to IND 40, Center-B.Brinkley. Q.Bray to IND 42 for 2 yards (S.Johnson).	

Indianapolis Colts at 1:39

Tennessee Titans vs Indianapolis Colts at Lucas Oil Stadium

1-10-IND 42	(1:39) (Shotgun) R.Lindley pass short middle to C.Fleener to IND 48 for 6 yards (M.Griffin).	
2-4-IND 48	(1:22) (No Huddle, Shotgun) R.Lindley pass short right to A.Johnson to TEN 47 for 5 yards (B.Webb).	P12
<u>1-10-TEN 47</u>	(1:05) (No Huddle, Shotgun) R.Lindley pass short middle to C.Fleener to TEN 38 for 9 yards (D.Searcy; M.Griffin). Timeout #2 by IND at 00:58.	
2-1-TEN 38	(:58) (Shotgun) R.Lindley pass short right to C.Fleener to TEN 36 for 2 yards (C.Sensabaugh).	P13
<u>1-10-TEN 36</u>	(:36) (No Huddle, Shotgun) R.Lindley pass incomplete short right to F.Gore (J.Staples).	
2-10-TEN 36	(:31) (Shotgun) R.Lindley pass short middle to T.Hilton pushed ob at TEN 18 for 18 yards (P.Cox).	P14
<u>1-10-TEN 18</u>	(:23) (Shotgun) R.Lindley pass incomplete deep middle to P.Dorsett.	
2-10-TEN 18	(:19) (Shotgun) R.Lindley pass deep right to A.Johnson for 18 yards, TOUCHDOWN [B.Orakpo]. A.Vinatieri extra point is GOOD, Center-M.Overton, Holder-P.McAfee.	P15

TEN 14 IND 20, 8 plays, 58 yards, 1:26 drive, 14:47 elapsed

P.McAfee kicks 65 yards from IND 35 to end zone, Touchback.

Tennessee Titans at 0:13

1-10-TEN 20 (:13) Z.Mettenberger kneels to TEN 19 for -1 yards.

END OF QUARTER

	Score	Time Poss	First Downs				Efficiencies	
			R	P	X	T	3 Down	4 Down
Tennessee Titans	14	7:21	2	1	1	4	1/5	1/1
Indianapolis Colts	20	7:39	3	5	1	9	0/2	0/0

First Half Summary

PERIOD SCORES

Titans	7	7 = 14
Colts	10	10 = 20

TIME OF POSSESSION

Titans	10:47
Colts	19:13

Scoring Plays

Team	Qtr	Time	Play Description (Extra Point) (Drive Info)	Visitor	Home
Colts	1	8:57	A.Vinatieri 49 yd. Field Goal (13-49, 6:03)	0	3
Titans	1	2:21	Z.Mettenberger 5 yd. run (R.Succop kick) (1-5, 0:04)	7	3
Colts	1	0:12	C.Fleener 57 yd. pass from Jo.Freeman (A.Vinatieri kick) (4-69, 2:09)	7	10
Titans	2	10:25	D.Cobb 1 yd. run (R.Succop kick) (11-80, 4:47)	14	10
Colts	2	6:29	A.Vinatieri 52 yd. Field Goal (7-46, 3:56)	14	13
Colts	2	0:13	A.Johnson 18 yd. pass from R.Lindley (A.Vinatieri kick) (8-58, 1:26)	14	20

	Tennessee Titans	Indianapolis Colts
TOTAL FIRST DOWNS	5	15
First Downs Rushing-Passing-by Penalty	3 - 1 - 1	5 - 9 - 1
THIRD DOWN EFFICIENCY	1-7-14%	3-8-38%
TOTAL NET YARDS	100	256
Total Offensive Plays	25	42
NET YARDS RUSHING	71	90
NET YARDS PASSING	29	166
Gross Yards Passing	38	166
Times thrown-yards lost attempting to pass	1-9	0-0
Pass Attempts-Completions-Had Intercepted	11 - 5 - 0	26 - 16 - 1
Punts-Number and Average	4 - 49.3	2 - 42.5
Penalties-Number and Yards	3 - 35	3 - 36
Fumbles-Number and Lost	0 - 0	0 - 0
Red Zone Efficiency	2-2-100%	1-1-100%
Average Drive Start	TEN 32	IND 22

Tennessee Titans

Indianapolis Colts

RUSHING						ATT	YDS	AVG	LG	TD							
D.Walker	1	36	36.0	36	0	F.Gore	10	48	4.8	15	0						
D.Cobb	8	22	2.8	7	1	Jo.Freeman	2	15	7.5	9	0						
B.Sankey	2	9	4.5	5	0	T.Williams	1	12	12.0	12	0						
Z.Mettenberger	2	4	2.0	5	1	P.Dorsett	1	11	11.0	11	0						
						D.Herron	2	4	2.0	3	0						
Total	13	71	5.5	36	2	Total	16	90	5.6	15	0						
PASSING						ATT	CMP	YDS	SK/YD	TD	LG	IN	RT				
Z.Mettenberger	11	5	38	1/9	0	17	0	54.4	Jo.Freeman	18	10	108	0/0	1	57	1	68.8
									R.Lindley	8	6	58	0/0	1	18	0	134.4
Total	11	5	38	1/9	0	17	0	54.4	Total	26	16	166	0/0	2	57	1	89.6
PASS RECEIVING						TAR	REC	YDS	AVG	LG	TD						
D.Walker	7	5	38	7.6	17	0	C.Fleener	6	6	82	13.7	57	1				
D.Green-Beckham	2	0	0	0.0	0	0	P.Dorsett	6	4	28	7.0	11	0				
J.Fowler	1	0	0	0.0	0	0	A.Johnson	3	3	37	12.3	18	1				
							T.Hilton	3	1	18	18.0	18	0				
							J.Doyle	1	1	3	3.0	3	0				
							D.Moncrief	2	1	-2	-2.0	-2	0				
							F.Gore	3	0	0	0.0	0	0				
							D.Herron	1	0	0	0.0	0	0				
Total	10	5	38	7.6	17	0	Total	25	16	166	10.4	57	2				

Tennessee Titans

Regular Defensive Plays

Special Teams

Misc

1/3/2016 at Lucas Oil Stadium

TKL	AST	COMB	SK	/YDS	TFL	Q	IN	PD	FF	FR		TKL	AST	FF	FR	BL	TKL	AST	FF	FR
6	1	7	0	0	0	1	0	0	0	0		0	0	0	0	0	0	0	0	0
3	1	4	0	0	0	0	0	0	0	0		0	0	0	0	0	0	0	0	0
1	3	4	0	0	0	0	0	0	0	0		0	0	0	0	0	0	0	0	0
3	0	3	0	0	0	0	0	0	0	0		0	0	0	0	0	0	0	0	0
13	5	18	0	0	0	1	0	0	0	0		0	0	0	0	0	0	0	0	0

[illegible]

Third Quarter

1/3/2016

Play By Play

TEN elects to Receive, and IND elects to defend the North goal.

P.McAfee kicks 65 yards from IND 35 to end zone, Touchback.

PENALTY on IND-J.Newsome, Unnecessary Roughness, 15 yards, enforced at TEN 20.

Tennessee Titans at 15:00

1-10-TEN 35 (15:00) (Run formation) Z.Mettenberger pass incomplete short left to D.Walker.

2-10-TEN 35 (14:57) (Run formation) D.Cobb left end pushed ob at IND 39 for 26 yards (V.Davis).

PENALTY on TEN-B.Bell, Offensive Holding, 10 yards, enforced at TEN 40.

2-15-TEN 30 (14:29) (Shotgun) Z.Mettenberger pass short left INTERCEPTED by J.Freeman (D.Lowery) at TEN 23. J.Freeman for 23 yards, TOUCHDOWN.

Indianapolis Colts at 14:19

A.Vinatieri extra point is GOOD, Center-M.Overton, Holder-P.McAfee.

TEN 14 IND 27, 0 plays, 23 yards, 0:00 drive , 0:41 elapsed

P.McAfee kicks 65 yards from IND 35 to end zone, Touchback.

Tennessee Titans at 14:19

1-10-TEN 20 (14:19) (Run formation) D.Cobb up the middle to TEN 25 for 5 yards (E.Okine). TEN - A. Tanney in at QB.

2-5-TEN 25 (13:45) (Shotgun) A.Tanney pass short right to D.Walker to TEN 32 for 7 yards (G.Toler).

P6

1-10-TEN 32 (13:09) (Run formation) B.Sankey left end to TEN 34 for 2 yards (D.Jackson).

2-8-TEN 34 (12:28) (Run formation) D.Cobb left end to TEN 46 for 12 yards (V.Davis).

R7

1-10-TEN 46 (11:47) (Run formation) J.Poutasi reported in as eligible. D.Cobb up the middle to TEN 49 for 3 yards (K.Langford).

2-7-TEN 49 (11:08) (Run formation) D.Cobb right end to IND 45 for 6 yards (J.Freeman).

3-1-IND 45 (10:27) (Shotgun) A.Tanney pass short middle to D.Walker to IND 34 for 11 yards (D.Lowery).

P8

1-10-IND 34 (9:48) (Run formation) A.Tanney sacked at IND 45 for -11 yards (J.Freeman).

2-21-IND 45 (9:02) (Run formation) D.Cobb right end to IND 37 for 8 yards (J.Freeman).

3-13-IND 37 (8:19) (Shotgun) A.Tanney pass short middle to A.Andrews to IND 31 for 6 yards (D.Butler).

4-7-IND 31 (7:36) R.Succop 49 yard field goal is GOOD, Center-B.Brinkley, Holder-B.Kern.

TEN 17 IND 27, 11 plays, 49 yards, 6:49 drive, 7:30 elapsed

R.Succop kicks 65 yards from TEN 35 to end zone, Touchback.

Indianapolis Colts at 7:30

1-10-IND 20 (7:30) (Shotgun) F.Gore up the middle to IND 21 for 1 yard (D.Jones). IND-J.Reitz was injured during the play. IND - Jo. Freeman returns at QB.

2-9-IND 21 (7:10) (Shotgun) Jo.Freeman pass short left to T.Hilton to IND 37 for 16 yards (C.Sensabaugh).

P16

1-10-IND 37 (6:38) (Run formation) F.Gore right tackle to IND 39 for 2 yards (Z.Brown). IND-D.Good was injured during the play.

2-8-IND 39 (6:00) (Shotgun) Jo.Freeman pass short middle to C.Fleener to IND 45 for 6 yards (A.Williamson) [W.Woodyard].

3-2-IND 45 (5:16) (Shotgun) Jo.Freeman scrambles right end to TEN 49 for 6 yards (C.Sensabaugh; K.Klug).

R17

1-10-TEN 49 (4:35) (Run formation) PENALTY on TEN-S.Hill, Encroachment, 5 yards, enforced at TEN 49 - No Play.

1-5-TEN 44 (4:18) (Run formation) K.Holmes reported in as eligible. Jo.Freeman pass incomplete short middle to F.Gore.

2-5-TEN 44 (4:11) (Run formation) Jo.Freeman pass incomplete short right to T.Hilton.

3-5-TEN 44 (4:08) (Shotgun) Jo.Freeman pass incomplete short right to P.Dorsett.

4-5-TEN 44 (4:04) P.McAfee punts 29 yards to TEN 15, Center-M.Overton, downed by IND-A.Davis.

Tennessee Titans at 3:55

1-10-TEN 15 (3:55) (Run formation) A.Tanney pass deep left to D.Green-Beckham pushed ob at TEN 31 for 16 yards (G.Toler).

P9

1-10-TEN 31 (3:21) (Run formation) J.Poutasi reported in as eligible. D.Cobb up the middle to TEN 35 for 4 yards (D.Lowery; J.Newsome).

2-6-TEN 35 (2:40) (Run formation) D.Cobb left tackle to TEN 40 for 5 yards (J.Freeman).

3-1-TEN 40 (2:00) (Run formation) D.Cobb up the middle to TEN 40 for no gain (Z.Kerr).

4-1-TEN 40 (1:19) B.Kern punts 52 yards to IND 8, Center-B.Brinkley, fair catch by Q.Bray.

Indianapolis Colts at 1:11

1-10-IND 8 (1:11) K.Holmes reported in as eligible. F.Gore right guard to IND 11 for 3 yards (M.Griffin).

2-7-IND 11 (:30) (Shotgun) Jo.Freeman pass short right to T.Hilton to IND 17 for 6 yards (D.Bass).

END OF QUARTER

	Score	Time Poss	First Downs				Efficiencies	
			R	P	X	T	3 Down	4 Down
Tennessee Titans	17	10:14	1	3	0	4	1/3	0/0
Indianapolis Colts	27	4:46	1	1	0	2	1/2	0/0

Indianapolis Colts continued.

- 3-1-IND 17 (15:00) (Shotgun) Jo.Freeman sacked at IND 10 for -7 yards (D.Bass).
- 4-8-IND 10 (14:22) P.McAfee punts 58 yards to TEN 32, Center-M.Overton. H.Douglas pushed ob at TEN 41 for 9 yards (D.Herron).

Tennessee Titans at 14:12

- 1-10-TEN 41 (14:12) (Run formation) A.Tanney pass short middle to H.Douglas to IND 43 for 16 yards (G.Toler). IND-G.Toler was injured during the play. P10
- 1-10-IND 43 (13:45) (Run formation) T.McBride left end to IND 35 for 8 yards (J.Freeman).
- PENALTY on IND-B.Werner, Face Mask (15 Yards), 15 yards, enforced at IND 35. X11
- 1-10-IND 20 (13:15) (Run formation) D.Cobb left end to IND 19 for 1 yard (D.Jackson; J.Freeman). TEN-B.Bell was injured during the play.
- 2-9-IND 19 (12:36) (Run formation) B.Sankey left end to IND 14 for 5 yards (M.Adams; R.Mathis).
- 3-4-IND 14 (11:50) (Shotgun) A.Tanney pass short middle to D.Walker to IND 5 for 9 yards (D.Jackson; D.Butler). P12
- 1-5-IND 5 (11:12) (Run formation) A.Tanney pass short left to D.Green-Beckham for 5 yards, TOUCHDOWN. P13
- R.Succop extra point is GOOD, Center-B.Brinkley, Holder-B.Kern.

TEN 24 IND 27, 6 plays, 59 yards, 1 penalty, 3:05 drive, 3:53 elapsed

R.Succop kicks 65 yards from TEN 35 to end zone, Touchback.

Indianapolis Colts at 11:07

- 1-10-IND 20 (11:07) (Run formation) R.Lindley pass incomplete deep right to A.Johnson.
- 2-10-IND 20 (11:02) (Shotgun) F.Gore right tackle to IND 24 for 4 yards (J.Casey).
- 3-6-IND 24 (10:21) (Shotgun) R.Lindley pass incomplete short right to P.Dorsett.
- 4-6-IND 24 (10:16) P.McAfee punts 44 yards to TEN 32, Center-M.Overton. H.Douglas MUFFS catch, and recovers at TEN 33. H.Douglas to TEN 33 for no gain (C.Anderson). TEN-H.Douglas was injured during the play.
- PENALTY on TEN-J.Staples, Offensive Holding, 10 yards, enforced at TEN 33.

Tennessee Titans at 10:04

- 1-10-TEN 23 (10:04) (Run formation) A.Tanney pass incomplete short right to T.McBride.
- 2-10-TEN 23 (10:00) (Run formation) D.Cobb left tackle to TEN 25 for 2 yards (Z.Kerr).
- 3-8-TEN 25 (9:22) (Shotgun) A.Tanney sacked at TEN 16 for -9 yards (K.Langford).
- 4-17-TEN 16 (8:40) B.Kern punts 51 yards to IND 33, Center-B.Brinkley. Q.Bray ran ob at 50 for 17 yards (B.Brinkley).

Indianapolis Colts at 8:27

- 1-10-50 (8:27) T.Williams right end to 50 for no gain (C.Sensabaugh; B.Orakpo). IND - Jo. Freeman returns at QB.
- 2-10-50 (7:41) (Shotgun) Jo.Freeman pass short right to A.Johnson to TEN 41 for 9 yards (B.Webb).
- Timeout #1 by TEN at 07:13.
- 3-1-TEN 41 (7:13) Jo.Freeman up the middle to TEN 39 for 2 yards (A.Williamson). R18
- 1-10-TEN 39 (6:37) (Shotgun) Direct snap to F.Gore. F.Gore up the middle to TEN 34 for 5 yards (A.Williamson).
- 2-5-TEN 34 (5:54) (Shotgun) F.Gore right guard to TEN 33 for 1 yard (J.Casey; W.Woodyard).
- 3-4-TEN 33 (5:08) (Shotgun) Jo.Freeman pass short right to T.Hilton to TEN 29 for 4 yards (C.Sensabaugh). P19
- 1-10-TEN 29 (4:22) (Run formation) Jo.Freeman pass incomplete short right to P.Dorsett.
- 2-10-TEN 29 (4:17) (Run formation) F.Gore right tackle to TEN 22 for 7 yards (A.Williamson).
- Timeout #1 by IND at 03:29.
- 3-3-TEN 22 (3:29) (Shotgun) Jo.Freeman right guard to TEN 17 for 5 yards (M.Huff). R20
- Timeout #2 by TEN at 03:22.
- 1-10-TEN 17 (3:22) (Run formation) K.Holmes reported in as eligible. F.Gore right guard to TEN 15 for 2 yards (A.Woods).
- 2-8-TEN 15 (2:40) (Run formation) K.Holmes reported in as eligible. F.Gore up the middle to TEN 12 for 3 yards (A.Williamson).
- PENALTY on IND-F.Gore, Delay of Game, 5 yards, enforced between downs.
- 3-10-TEN 17 (2:34) (Shotgun) Jo.Freeman pass incomplete deep left to A.Johnson.
- 4-10-TEN 17 (2:29) A.Vinatieri 35 yard field goal is GOOD, Center-M.Overton, Holder-P.McAfee.

TEN 24 IND 30, 13 plays, 33 yards, 6:02 drive, 12:35 elapsed

P.McAfee kicks 65 yards from IND 35 to end zone, Touchback.

Tennessee Titans at 2:25

- 1-10-TEN 20 (2:25) (Shotgun) A.Tanney pass short left to A.Andrews to TEN 17 for -3 yards (D.Butler).
- 2-13-TEN 17 (2:02) (No Huddle, Shotgun) A.Tanney pass incomplete short left to D.Green-Beckham.

Two-Minute Warning

- 3-13-TEN 17 (1:58) (Shotgun) A.Tanney pass deep right to D.Walker pushed ob at TEN 46 for 29 yards (D.Butler). P14

Tennessee Titans vs Indianapolis Colts at Lucas Oil Stadium

1-10-TEN 46 (1:49) (Shotgun) A.Tanney pass short left to H.Douglas pushed ob at TEN 49 for 3 yards (J.Brown).
2-7-TEN 49 (1:44) (Shotgun) A.Tanney pass short left to D.Walker to IND 44 for 7 yards (J.Brown).
The Replay Official reviewed the pass completion ruling, and the play was REVERSED.
(Shotgun) A.Tanney pass incomplete short left to D.Walker (J.Brown).
3-7-TEN 49 (1:41) (Shotgun) A.Tanney sacked at TEN 35 for -14 yards (J.Freeman).
Timeout #3 by TEN at 01:31.
4-21-TEN 35 (1:31) (Shotgun) A.Tanney pass incomplete deep middle to D.Walker (G.Toler).

Indianapolis Colts at 1:25

1-10-TEN 34 (1:25) Jo.Freeman kneels to TEN 36 for -2 yards.
2-12-TEN 36 (:50) Jo.Freeman kneels to TEN 37 for -1 yards.
3-13-TEN 37 (:31) Jo.Freeman kneels to TEN 38 for -1 yards.

END OF QUARTER

	Score	Time Poss	First Downs				Efficiencies	
			R	P	X	T	3 Down	4 Down
Tennessee Titans	24	5:42	0	4	1	5	2/4	0/1
Indianapolis Colts	30	9:18	2	1	0	3	3/7	0/0

Final Defensive Statistics

Tennessee Titans													Regular Defensive Plays					Special Teams					Misc			
	TKL	AST	COMB	SK	/ YDS	TFL	Q	IN	PD	FF	FR		TKL	AST	FF	FR	BL	TKL	AST	FF	FR		TKL	AST	FF	FR
A.Williamson	8	1	9	0	0	0	0	0	0	0	0		0	0	0	0	0	0	0	0	0		0	0	0	0
Z.Brown	7	1	8	0	0	0	1	0	0	0	0		0	0	0	0	0	0	0	0	0		0	0	0	0
C.Sensabaugh	5	2	7	0	0	0	0	0	0	0	0		0	0	0	0	0	0	0	0	0		0	0	0	0
D.Bass	3	3	6	1	7	1	1	0	0	0	0		0	0	0	0	0	0	0	0	0		0	0	0	0
M.Griffin	3	1	4	0	0	0	0	0	0	0	0		0	0	0	0	0	0	0	0	0		0	0	0	0
W.Woodyard	2	2	4	0	0	0	1	0	0	0	0		0	0	0	0	0	0	0	0	0		0	0	0	0
B.Webb	3	0	3	0	0	1	0	0	0	0	0		0	0	0	0	0	0	0	0	0		0	0	0	0
D.Jones	2	1	3	0	0	0	0	0	0	0	0		0	0	0	0	0	0	0	0	0		0	0	0	0
B.Orakpo	1	2	3	0	0	1	1	0	0	0	0		0	0	0	0	0	0	0	0	0		0	0	0	0
D.Searcy	1	2	3	0	0	0	0	1	1	0	0		0	0	0	0	0	0	0	0	0		0	0	0	0
J.Casey	1	1	2	0	0	0	0	0	0	0	0		0	0	0	0	0	0	0	0	0		0	0	0	0
D.Stafford	1	0	1	0	0	0	0	0	0	0	0		0	0	0	0	0	0	0	0	0		0	0	0	0
P.Cox	1	0	1	0	0	0	0	0	0	0	0		0	0	0	0	0	0	0	0	0		0	0	0	0
M.Huff	1	0	1	0	0	0	0	0	0	0	0		0	0	0	0	0	0	0	0	0		0	0	0	0
A.Woods	1	0	1	0	0	0	0	0	0	0	0		0	0	0	0	0	0	0	0	0		0	0	0	0
K.Klug	0	1	1	0	0	0	1	0	0	0	0		0	0	0	0	0	0	0	0	0		0	0	0	0
A.Blackson	0	1	1	0	0	0	0	0	0	0	0		0	0	0	0	0	0	0	0	0		0	0	0	0
J.Staples	0	0	0	0	0	0	0	0	1	0	0		0	0	0	0	0	0	0	0	0		0	0	0	0
T.McBride	0	0	0	0	0	0	0	0	0	0	0		2	0	0	0	0	0	0	0	0		0	0	0	0
J.Tavai	0	0	0	0	0	0	0	0	0	0	0		1	0	0	0	0	0	0	0	0		0	0	0	0
S.Johnson	0	0	0	0	0	0	0	0	0	0	0		1	0	0	0	0	0	0	0	0		0	0	0	0
B.Brinkley	0	0	0	0	0	0	0	0	0	0	0		1	0	0	0	0	0	0	0	0		0	0	0	0
H.Douglas	0	0	0	0	0	0	0	0	0	0	0		0	0	0	1	0	0	0	0	0		0	0	0	0
Total	40	18	58	1	7	3	5	1	2	0	0		5	0	0	1	0	0	0	0	0		0	0	0	0

TKL = Tackle AST = Assist COMB = Combined QH=QB Hit IN = Interception PD = Pass Defense FF = Forced Fumble FR = Fumble Recovery

Indianapolis Colts													Regular Defensive Plays					Special Teams					Misc			
	TKL	AST	COMB	SK	/ YDS	TFL	QH	IN	PD	FF	FR		TKL	AST	FF	FR	BL	TKL	AST	FF	FR		TKL	AST	FF	FR
J.Freeman	6	2	8	2	25	2	2	1	1	0	0		0	0	0	0	0	0	0	0	0		0	0	0	0
D.Butler	4	3	7	0	0	1	0	0	0	0	0		0	0	0	0	0	0	0	0	0		0	0	0	0
D.Jackson	3	4	7	0	0	0	0	0	0	0	0		0	0	0	0	0	0	0	0	0		0	0	0	0
Z.Kerr	3	2	5	0	0	0	0	0	0	0	0		0	0	0	0	0	0	0	0	0		0	0	0	0
M.Adams	1	3	4	0	0	0	0	0	0	0	0		0	0	0	0	0	0	0	0	0		0	0	0	0
G.Toler	3	0	3	0	0	0	0	0	1	0	0		0	0	0	0	0	0	0	0	0		0	0	0	0
V.Davis	3	0	3	0	0	0	0	0	0	0	0		0	0	0	0	0	0	0	0	0		0	0	0	0
D.Lowery	2	1	3	0	0	0	1	0	1	0	0		0	0	0	0	0	0	0	0	0		0	0	0	0
E.Okine	2	1	3	0	0	1	0	0	0	0	0		0	0	0	0	0	0	0	0	0		0	0	0	0
K.Langford	2	0	2	1	9	1	1	0	1	0	0		0	0	0	0	0	0	0	0	0		0	0	0	0
J.Newsome	1	1	2	0	0	0	0	0	0	0	0		0	0	0	0	0	0	0	0	0		0	0	0	0
E.Walden	0	2	2	0	0	0	0	0	0	0	0		0	0	0	0	0	0	0	0	0		0	0	0	0
T.McGill	1	0	1	1	9	1	1	0	0	0	0		0	0	0	0	0	0	0	0	0		0	0	0	0
J.Brown	1	0	1	0	0	0	0	0	1	0	0		0	0	0	0	0	0	0	0	0		0	0	0	0
R.Mathis	0	1	1	0	0	0	0	0	0	0	0		0	0	0	0	0	0	0	0	0		0	0	0	0
D.Herron	0	0	0	0	0	0	0	0	0	0	0		1	0	0	0	0	0	0	0	0		1	0	0	0
C.Anderson	0	0	0	0	0	0	0	0	0	0	0		1	0	0	0	0	0	0	0	0		0	0	0	0
Total	32	20	52	4	43	6	5	1	5	0	0		2	0	0	0	0	0	0	0	0		1	0	0	0

Ball Possession And Drive Chart

Tennessee Titans

#	Time Recd	Time Lost	Time Poss	How Ball Obtained	Drive Began	# Play	Yds Gain	Yds Pen	Net Yds	1st Down	Last Scrm	How Given Up
1	8:57	7:22	1:35	Kickoff	TEN 20	3	20	-15	5	0	TEN 25	Punt
2	5:18	3:43	1:35	Punt	TEN 45	3	-5	0	-5	0	TEN 40	Punt
3	2:25	2:21	0:04	Interception	IND 5	1	5	0	5	1	* IND 5	Touchdown
4	0:12	10:25	4:47	Kickoff	TEN 20	11	65	15	80	4	* IND 1	Touchdown
5	6:29	4:59	1:30	Kickoff	TEN 20	3	9	0	9	0	TEN 29	Punt
6	2:42	1:39	1:03	Punt	TEN 2	3	7	0	7	0	TEN 9	Punt
7	0:13	0:00	0:13	Kickoff	TEN 20	1	-1	0	-1	0	TEN 20	End of Half
8	15:00	14:19	0:41	Kickoff	TEN 35	3	5	-10	-5	0	TEN 30	Interception
9	14:19	7:30	6:49	Kickoff	TEN 20	11	49	0	49	3	IND 31	Field Goal
10	3:55	1:11	2:44	Punt	TEN 15	4	25	0	25	1	TEN 40	Punt
11	14:12	11:07	3:05	Punt	TEN 41	6	44	15	59	4	* IND 5	Touchdown
12	10:04	8:27	1:37	Punt	TEN 23	3	-7	0	-7	0	TEN 16	Punt
13	2:25	1:25	1:00	Kickoff	TEN 20	7	15	0	15	1	TEN 35	Downs

(376) Average TEN 29

Indianapolis Colts

#	Time Recd	Time Lost	Time Poss	How Ball Obtained	Drive Began	# Play	Yds Gain	Yds Pen	Net Yds	1st Down	Last Scrm	How Given Up
1	15:00	8:57	6:03	Kickoff	IND 20	13	49	0	49	4	TEN 31	Field Goal
2	7:22	5:18	2:04	Punt	IND 13	3	7	0	7	0	IND 20	Punt
3	3:43	2:25	1:18	Punt	IND 8	3	1	0	1	0	IND 9	Interception
4	2:21	0:12	2:09	Kickoff	IND 31	4	69	0	69	2	IND 43	Touchdown
5	10:25	6:29	3:56	Kickoff	IND 20	7	41	5	46	3	TEN 34	Field Goal
6	4:59	2:42	2:17	Punt	IND 17	6	31	0	31	2	IND 48	Punt
7	1:39	0:13	1:26	Punt	IND 42	8	58	0	58	4	* TEN 18	Touchdown
8	7:30	3:55	3:35	Kickoff	IND 20	8	31	5	36	2	TEN 44	Punt
9	1:11	14:12	1:59	Punt	IND 8	3	2	0	2	0	IND 10	Punt
10	11:07	10:04	1:03	Kickoff	IND 20	3	4	0	4	0	IND 24	Punt
11	8:27	2:25	6:02	Punt	50	13	38	-5	33	3	* TEN 17	Field Goal
12	1:25	0:00	1:25	Downs	TEN 34	3	-4	0	-4	0	TEN 37	End of Game

(315) Average IND 26

* inside opponent's 20

Time of Possession by Quarter		1st	2nd	3rd	4th	OT	Total
Visitor	Tennessee Titans	3:26	7:21	10:14	5:42		26:43
Home	Indianapolis Colts	11:34	7:39	4:46	9:18		33:17
Kickoff Drive No.-Start Average		Titans: 7 - TEN 22			Colts: 5 - IND 22		

Miscellaneous Statistics Report

Tennessee Titans vs Indianapolis Colts
1/3/2016 at Lucas Oil Stadium

Ten Longest Plays for Tennessee Titans

Yards	Qtr	Play Start	Play Description
36	2	1-10-IND 41	(12:35) (Shotgun) D.Walker right end to IND 5 for 36 yards (J.Newsme).
29	4	3-13-TEN 17	(1:58) (Shotgun) A.Tanney pass deep right to D.Walker pushed ob at TEN 46 for 29 yards (D.Butler).
23	4	1-10-IND 43	(13:45) (Run formation) T.McBride left end to IND 35 for 8 yards (J.Freeman). PENALTY on IND-B.Werner, Face Mask (15 Yards), 15 yards, enforced at IND 35.
20	2	3-11-TEN 19	(14:23) (Shotgun) Z.Mettenberger pass short left to D.Walker to TEN 24 for 5 yards (D.Butler; E.Walden). PENALTY on IND-E.Walden, Face Mask (15 Yards), 15 yards, enforced at TEN 24.
17	2	3-7-TEN 42	(13:14) (Shotgun) Z.Mettenberger pass short middle to D.Walker to IND 41 for 17 yards (D.Butler).
16	3	1-10-TEN 15	(3:55) (Run formation) A.Tanney pass deep left to D.Green-Beckham pushed ob at TEN 31 for 16 yards (G.Toler).
16	4	1-10-TEN 41	(14:12) (Run formation) A.Tanney pass short middle to H.Douglas to IND 43 for 16 yards (G.Toler). IND-G.Toler was injured during the play.
13	1	3-18-TEN 12	(8:11) (Shotgun) Z.Mettenberger pass short left to D.Walker to TEN 25 for 13 yards (V.Davis).
12	3	2-8-TEN 34	(12:28) (Run formation) D.Cobb left end to TEN 46 for 12 yards (V.Davis).
11	3	3-1-IND 45	(10:27) (Shotgun) A.Tanney pass short middle to D.Walker to IND 34 for 11 yards (D.Lowery).

Ten Longest Plays for Indianapolis Colts

Yards	Qtr	Play Start	Play Description
57	1	1-10-IND 43	(:21) (Run formation) L.Louis reported in as eligible. Jo.Freeman pass deep middle to C.Fleener for 57 yards, TOUCHDOWN.
18	2	2-10-TEN 36	(:31) (Shotgun) R.Lindley pass short middle to T.Hilton pushed ob at TEN 18 for 18 yards (P.Cox).
18	2	2-10-TEN 18	(:19) (Shotgun) R.Lindley pass deep right to A.Johnson for 18 yards, TOUCHDOWN [B.Orakpo].
16	3	2-9-IND 21	(7:10) (Shotgun) Jo.Freeman pass short left to T.Hilton to IND 37 for 16 yards (C.Sensabaugh).
15	2	1-10-IND 34	(9:13) (Shotgun) F.Gore right guard to IND 49 for 15 yards (D.Searcy; D.Bass).
14	2	1-10-IND 17	(4:59) (Shotgun) Jo.Freeman pass short left to A.Johnson pushed ob at IND 31 for 14 yards (W.Woodyard).
12	2	2-5-IND 36	(3:48) T.Williams right end pushed ob at IND 48 for 12 yards (Z.Brown).
11	1	1-10-TEN 46	(11:00) P.Dorsett right end ran ob at TEN 35 for 11 yards (Z.Brown).
11	1	3-9-IND 32	(1:05) (Shotgun) Jo.Freeman pass short middle to P.Dorsett to IND 43 for 11 yards (Z.Brown).
10	2	1-10-IND 49	(8:38) (Shotgun) F.Gore left end ran ob at TEN 41 for 10 yards (D.Searcy).

Touchdown Scoring Information

		Offense	Defense	Special Teams
VISITOR	Tennessee Titans	3	0	0
HOME	Indianapolis Colts	2	1	0

Player Scoring Information

Club	Player	TD	Rush TD	Rec TD	KO TD	Punt TD	Int TD	Fum TD	Misc TD	FG	XP	2Pt Rush	2Pt Rec	Sfty	Points
TEN	Z.Mettenberger	0	1	0	0	0	0	0	0	0	0	0	0	0	6
TEN	D.Cobb	0	1	0	0	0	0	0	0	0	0	0	0	0	6
TEN	D.Green-Beckham	0	0	1	0	0	0	0	0	0	0	0	0	0	6
TEN	R.Succop	0	0	0	0	0	0	0	0	1	3	0	0	0	6
IND	A.Vinatieri	0	0	0	0	0	0	0	0	3	3	0	0	0	12
IND	A.Johnson	0	0	1	0	0	0	0	0	0	0	0	0	0	6
IND	C.Fleener	0	0	1	0	0	0	0	0	0	0	0	0	0	6
IND	J.Freeman	0	0	0	0	0	1	0	0	0	0	0	0	0	6

Possession Detail

	First Half		Second Half		Game	
	Visitor	Home	Visitor	Home	Visitor	Home
Largest Lead	4	6	0	13	4	13
Drives Leading	3	2	0	5	3	7
Time of Possession Leading	2:37	3:22	0:00	14:04	2:37	17:26
Largest Deficit	-6	-4	-13	0	-13	-4
Drives Trailing	4	4	6	0	10	4
Time of Possession Trailing	8:10	9:48	15:56	0:00	24:06	9:48
Times Score Tied Up		0		0		0
Lead Changes		5		0		5

Playtime Percentage

Percent of playtime per player on offense, defense and special teams

Tennessee Titans						Indianapolis Colts									
		Offense		Defense		Special Teams				Offense		Defense		Special Teams	
J Meredith	T	58	100%			4	12%	J Mewhort	G	71	100%			6	18%
C Warmack	G	58	100%			4	12%	J Harrison	C	71	100%			6	18%
Q Spain	G	58	100%			4	12%	A Castonzo	T	71	100%				
J Looney	C	58	100%					D Good	T	70	99%			6	18%
B Bell	G	56	97%			4	12%	J Freeman	QB	60	85%				
H Douglas	WR	47	81%			5	15%	T Hilton	WR	59	83%				
D Green-Beckham	WR	47	81%					P Dorsett	WR	52	73%				
D Walker	TE	41	71%					F Gore	RB	50	70%				
C Stevens	TE	35	60%			4	12%	J Doyle	TE	48	68%			17	52%
D Cobb	RB	33	57%			7	21%	C Fleener	TE	48	68%				
A Fasano	TE	33	57%					J Reitz	T	44	62%			5	15%
A Tanney	QB	30	52%					A Johnson	WR	44	62%				
Z Mettenberger	QB	28	48%					L Louis	G	31	44%			6	18%
A Andrews	RB	16	28%			18	55%	D Moncrief	WR	24	34%				
T McBride	WR	16	28%			18	55%	D Herron	RB	13	18%			17	52%
J Fowler	FB	9	16%			16	48%	R Lindley	QB	12	17%				
B Sankey	RB	9	16%					E Swoope	TE	6	8%			15	45%
J Poutasi	T	4	7%					K Holmes	C	4	6%			1	3%
P Supernaw	TE	1	2%			2	6%	T Williams	RB	2	3%				
A Turzilli	WR	1	2%					Q Bray	WR	1	1%			12	36%
A Williamson	LB			71	100%	6	18%	M Adams	SS			58	100%	4	12%
M Griffin	FS			71	100%	6	18%	D Jackson	LB			58	100%	4	12%
D Bass	LB			70	99%	6	18%	D Lowery	FS			57	98%		
C Sensabaugh	CB			67	94%	10	30%	J Freeman	LB			55	95%	4	12%
D Searcy	SS			66	93%	6	18%	G Toler	CB			53	91%		
P Cox	CB			66	93%	1	3%	K Langford	DE			46	79%	4	12%
B Orakpo	LB			66	93%			E Walden	LB			44	76%		
J Casey	DT			59	83%	6	18%	R Mathis	LB			40	69%		
B Webb	CB			48	68%	17	52%	D Parry	NT			39	67%	4	12%
D Jones	DE			46	65%	9	27%	Z Kerr	NT			34	59%	13	39%
Z Brown	LB			34	48%	15	45%	V Davis	CB			32	55%		
W Woodyard	LB			28	39%	21	64%	J Brown	CB			26	45%	23	70%
K Klug	DT			25	35%	17	52%	T McGill	DT			25	43%	10	30%
M Huff	FS			17	24%	29	88%	D Butler	CB			25	43%	5	15%
S Hill	NT			14	20%	4	12%	J Newsome	LB			17	29%	21	64%
A Woods	NT			14	20%	2	6%	B Werner	LB			15	26%	6	18%
A Blackson	DE			13	18%	9	27%	E Okine	DE			12	21%	6	18%
J Staples	LB			5	7%	29	88%	A Herrera	LB			1	2%	21	64%
D Stafford	SS			1	1%	1	3%	T Glover-Wright	DB			1	2%	14	42%
S Johnson	LB					23	70%	A Studebaker	LB					29	88%
C Riggs	CB					23	70%	C Geathers	FS					27	82%
B Brinkley	LS					10	30%	C Anderson	SS					23	70%
B Kern	P					10	30%	P McAfee	P					18	55%
R Succop	K					9	27%	A Davis	S					18	55%
J Tavai	LB					8	24%	M Overton	LS					11	33%
								A Vinatieri	K					6	18%

2015 TENNESSEE TITANS REGULAR SEASON STATISTICS

Won 3, Lost 13

Date	W-L	Score	OT	Opponent	Attendance
09/13	W	42-14		at Tampa Bay	63,945
09/20	L	14-28		at Cleveland	67,431
09/27	L	33-35		Indianapolis	65,920
10/11	L	13-14		Buffalo	65,670
10/18	L	10-38		Miami	62,342
10/25	L	7-10		Atlanta	63,329
11/01	L	6-20		at Houston	71,630
11/08	W	34-28	OT	at New Orleans	73,075
11/15	L	10-27		Carolina	63,591
11/19	L	13-19		at Jacksonville	60,121
11/29	L	21-24		Oakland	58,075
12/06	W	42-39		Jacksonville	57,355
12/13	L	8-30		at New York Jets	78,160
12/20	L	16-33		at New England	66,829
12/27	L	6-34		Houston	62,153
01/03	L	24-30		at Indianapolis	65,733

Statistic	Tenn.	Opp.
Total First Downs	298	317
Rushing	66	101
Passing	195	192
Penalty	37	24
3rd Down: Made/Att	64/201	92/216
3rd Down Pct.	31.8	42.6
4th Down: Made/Att	7/15	4/12
4th Down Pct.	46.7	33.3
Possession Avg.	29:25	30:35
Total Net Yards	4988	5475
Avg. Per Game	311.8	342.2
Total Plays	976	1003
Avg. Per Play	5.1	5.5
Net Yards Rushing	1485	1797
Avg. Per Game	92.8	112.3
Total Rushes	371	462
Net Yards Passing	3503	3678
Avg. Per Game	218.9	229.9
Sacked/Yards Lost	54/390	39/271
Gross Yards	3893	3949
Att./Completions	551/342	502/319
Completion Pct.	62.1	63.5
Had Intercepted	17	11
Punts/Average	88/47.4	74/48.2
Net Punting Avg.	88/40.3	74/43.0
Penalties/Yards	93/779	112/982
Fumbles/Ball Lost	25/16	16/8
Touchdowns	37	51
Rushing	10	11
Passing	25	34
Returns	2	6

Score By Periods	Q1	Q2	Q3	Q4	OT	PTS
Team	67	71	84	71	6	299
Opponents	96	127	75	125	0	423

Scoring	TD	Rush	Rec	Ret	K-PAT	FG	S	PTS
Succop	0	0	0	0	29/31	14/16	0	71
Walker	6	0	6	0			0	38
Green-Beckham	4	0	4	0			0	26
Andrews	3	3	0	0			0	18
Mariota	3	2	1	0			0	18
Wright	3	0	3	0			0	18
McCluster	2	1	1	0			0	14
Douglas	2	0	2	0			0	12
Fasano	2	0	2	0			0	12
Fowler	2	1	1	0			0	12
Sankey	2	1	1	0			0	12
Stevens	2	0	2	0			0	12
Cobb	1	1	0	0			0	6
Hunter	1	0	1	0			0	6
McBride	1	0	1	0			0	6
Mettenberger	1	1	0	0			0	6
Sensabaugh	1	0	0	1a			0	6
Woodyard	1	0	0	1b			0	6
Team	37	10	25	2	29/31	14/16	0	299
Opponents	51	11	34	6	48/50	23/27	0	423

a - 26-yard interception return at TB, 9/13; b - 3-yard fumble return vs. Jax, 12/6

2-Pt Conv: Green-Beckham, McCluster, Walker, **TM 3-5, OPP 0-1**

Sacks: Casey 7, Orakpo 7, Woodyard 5, Morgan 4.5, Klug 4, Williamson 3.5, Blackson 2.5, Bass 1.5, Griffin 1, Stafford 1, Tavai 1, Brown 0.5, Searcy 0.5, **TM 39, OPP 54**

FUM/Lost: Mariota 10/6, Mettenberger 4/2, Douglas 2/1, McCluster 2/2, Sankey 2/1, West(TM) 2/2, Andrews 1/1, Gallik 1/0, Supernaw 1/1

Passing	Att	Cmp	Yds	Cmp%	Yds/Att	TD	TD%	Int	Int%	Long	Sack/Lost	Rating
Mariota	370	230	2818	62.2	7.62	19	5.1	10	2.7	61t	38/258	91.5
Mettenberger	166	101	935	60.8	5.63	4	2.4	7	4.2	57t	13/98	66.7
Tanneb LG	14	10	99	71.4	7.07	1	7.1	0	0.0	29	3/34	114.9
Tanneb TM	14	10	99	71.4	7.07	1	7.1	0	0.0	29	3/34	114.9
Andrews	1	1	41	100.0	41.00	1	100.0	0	0.0	41t	0/0	158.3
Team	551	342	3893	62.1	7.07	25	4.5	17	3.1	61t	54/390	85.5
Opponents	502	319	3949	63.5	7.87	34	6.8	11	2.2	69t	39/271	101.3

Rushing	No.	Yds	Avg	Long	TD
Andrews	143	520	3.6	38	3
Mariota	34	252	7.4	87t	2
McCluster	55	247	4.5	44	1
Sankey	47	193	4.1	16	1
Cobb	52	146	2.8	12	1
West TM	16	51	3.2	12	0
Walker	1	36	36.0	36	0
Wright	5	17	3.4	13	0
Fowler	7	13	1.9	3	1
McBride	1	8	8.0	8	0
Mettenberger	9	8	0.9	5t	1
D. Johnson LG	1	6	6.0	6	0
Douglas	1	-6	-6.0	-6	0
Team	371	1485	4.0	87t	10
Opponents	462	1797	3.9	32	11

Receiving	No.	Yds	Avg	Long	TD
Walker	94	1088	11.6	61t	6
Douglas	36	411	11.4	51	2
Wright	36	408	11.3	52t	3
Green-Beckham	32	549	17.2	47t	4
McCluster	31	260	8.4	35	1
Fasano	26	289	11.1	33	2
Hunter	22	264	12.0	29	1
Andrews	21	174	8.3	23	0
Sankey	14	139	9.9	30	1
Stevens	12	121	10.1	27	2
Fowler	5	44	8.8	19	1
Coffman TM	4	42	10.5	16	0
Supernaw	3	32	10.7	16	0
Turzilli LG	2	25	12.5	18	0
Turzilli TM	2	25	12.5	18	0
McBride	2	8	4.0	7	1
Mariota	1	41	41.0	41t	1
Cobb	1	-2	-2.0	-2	0
Team	342	3893	11.4	61t	25
Opponents	319	3949	12.4	69t	34

Interceptions	No.	Yds	Avg	Long	TD
Brown	2	45	22.5	45	0
Sensabaugh	2	42	21.0	26t	1
Griffin	1	29	29.0	29	0
Cox	1	27	27.0	27	0
Bass	1	8	8.0	8	0
Mount	1	8	8.0	8	0
Searcy	1	5	5.0	5	0
Webb	1	0	0.0	0	0
Williamson	1	0	0.0	0	0
Team	11	164	14.9	45	1
Opponents	17	263	15.5	69t	3

Punting	No.	Yds	Avg	Net	TB	In	Lg	B
Kern	88	4175	47.4	40.3	1	34	61	0
Team	88	4175	47.4	40.3	1	34	61	0
Opponents	74	3568	48.2	43.0	4	24	65	0

Punt Returns	Ret	FC	Yds	Avg	Long	TD
McCluster	24	15	217	9.0	37	0
Douglas	11	2	73	6.6	18	0
Cox	3	0	17	5.7	9	0
D. Johnson LG	2	0	3	1.5	3	0
Team	38	17	307	8.1	37	0
Opponents	47	23	605	12.9	78t	1

Kickoff Returns	No.	Yds	Avg	Long	TD
McCluster	13	285	21.9	32	0
McBride	10	190	19.0	31	0
Sankey	9	192	21.3	34	0
Andrews	1	13	13.0	13	0
Team	33	680	20.6	34	0
Opponents	22	599	27.2	75	0

Field Goals	1-19	20-29	30-39	40-49	50+
Succop	0/0	3/3	3/3	7/7	1/3
Team	0/0	3/3	3/3	7/7	1/3
Opponents	1/1	6/6	9/9	6/9	1/2

TEAM/Succop: () () (38G,21G) (21G,41G) (37G) () (35G,44G) (51G,29G,55N) (45G) (47G,49G,53N) () () (49G) () (49G)

OPP: () () () (30G) (27G,47N) (38G,24G) (46B) (48G, 19G) (31G,32G,20G,36G) (24G) () (53N,47G,27G,42G) (43G,48N,38G,42G,32G) (22G,36G) (49G,52G,35G)



TENNESSEE
TITANS

ABRIDGED HISTORY

*Complete history appears in the
2015 Titans Media Guide.*

Updated through Jan. 3, 2016

2015 SEASON (3-13 REGULAR SEASON, 0-0 PLAYOFFS) • 4TH PLACE AFC SOUTH

DATE	OPPONENT	SCORE	W/L	ATT
09/13	at Tampa Bay	W 42-14		63,945
09/20	at Cleveland	L 14-28		67,431
09/27	Indianapolis	L 33-35		65,920
10/11	Buffalo	L 13-14		65,670
10/18	Miami	L 10-38		62,342
10/25	Atlanta	L 7-10		63,329
11/01	at Houston	L 6-20		71,630
11/08	at New Orleans	W 34-28*		73,075
11/15	Carolina	L 10-27		63,591
11/19	at Jacksonville	L 13-19		60,121
11/29	Oakland	L 21-24		58,075
12/06	Jacksonville	W 42-39		57,355
12/13	at New York Jets	L 8-30		78,160
12/20	at New England	L 16-33		66,829
12/27	Houston	L 6-34		62,153
01/03	at Indianapolis	L 24-30		65,733

	TITANS	OPP
Total First Downs	298	317
Rushing	66	101
Passing	195	192
Penalty	37	24
3rd Down: Made/Att	64/201	92/216
3rd Down Pct.	31.8	42.6
4th Down: Made/Att	7/15	4/12
4th Down Pct.	46.7	33.3
Possession Avg.	29:25	30:35
Total Net Yards	4988	5475
Avg. Per Game	311.8	342.2
Total Plays	976	1003
Avg. Per Play	5.1	5.5
Net Yards Rushing	1485	1797
Avg. Per Game	92.8	112.3
Total Rushes	371	462
Net Yards Passing	3503	3678
Avg. Per Game	218.9	229.9
Sacked/Yards Lost	54/390	39/271
Gross Yards	3893	3949
Att./Completions	551/342	502/319
Completion Pct.	62.1	63.5
Had Intercepted	17	11
Punts/Average	88/47.4	74/48.2
Net Punting Avg.	88/40.3	74/43.0
Penalties/Yards	93/779	112/982
Fumbles/Ball Lost	25/16	16/8
Touchdowns	37	51
Rushing	10	11
Passing	25	34
Returns	2	6

BY PERIODS	1	2	3	4	OT	PTS
Team	67	71	84	71	6	299
Opponents	96	127	75	125	0	423

SCORING	TD	RU	PA	RT	PAT	FG	S	TP
Succop	0	0	0	0	29/31	14/16	0	71
Walker	6	0	6	0			0	38
Green-Beckham	4	0	4	0			0	26
Andrews	3	3	0	0			0	18
Mariota	3	2	1	0			0	18
Wright	3	0	3	0			0	18
McCluster	2	1	1	0			0	14
Douglas	2	0	2	0			0	12
Fasano	2	0	2	0			0	12
Fowler	2	1	1	0			0	12
Sankey	2	1	1	0			0	12
Stevens	2	0	2	0			0	12
Cobb	1	1	0	0			0	6
Hunter	1	0	1	0			0	6
McBride	1	0	1	0			0	6
Mettenberger	1	1	0	0			0	6
Sensabaugh	1	0	0	1a			0	6
Woodyard	1	0	0	1b			0	6
Team	37	10	25	2	29/31	14/16	0	299
Opponents	51	11	34	6	48/50	23/27	0	423

2-Pt Conversions: Green-Beckham, McCluster, Walker, TM
3-5, OPP 0-1

FUM/Lost: Mariota 10/6, Mettenberger 4/2, Douglas 2/1,
McCluster 2/2, Sankey 2/1, West(TM) 2/2, Andrews 1/1, Gallik
1/0, Supernaw 1/1

RUSHING	No	Yds	Avg	Lg	TD
Andrews	143	520	3.6	38	3
Mariota	34	252	7.4	87t	2
McCluster	55	247	4.5	44	1
Sankey	47	193	4.1	16	1
Cobb	52	146	2.8	12	1

PASSING	Att	Cmp	Pct	Yards	Yds/Att	TD	Int	Lg	Sk/Yds	Rating
Mariota	370	230	62.2	2818	7.62	19	10	61t	38/258	91.5
Mettenberger	166	101	60.8	935	5.63	4	7	57t	13/98	66.7
Tanneh	14	10	71.4	99	7.07	1	0	29	3/34	114.9
Andrews	1	1	100.0	41	41.00	1	0	41t	0/0	158.3
Team	551	342	62.1	3893	7.07	25	17	61t	54/390	85.5
Opponents	502	319	63.5	3949	7.87	34	11	69t	39/271	101.3

West	16	51	3.2	12	0
Walker	1	36	36.0	36	0
Wright	5	17	3.4	13	0
Fowler	7	13	1.9	3	1
McBride	1	8	8.0	8	0
Mettenberger	9	8	0.9	5t	1
Douglas	1	-6	-6.0	-6	0
Team	371	1485	4.0	87t	10
Opponents	462	1797	3.9	32	11

RECEIVING	No	Yds	Avg	Lg	TD
Walker	94	1088	11.6	61t	6
Douglas	36	411	11.4	51	2
Wright	36	408	11.3	52t	3
Green-Beckham	32	549	17.2	47t	4
McCluster	31	260	8.4	35	1
Fasano	26	289	11.1	33	2
Hunter	22	264	12.0	29	1
Andrews	21	174	8.3	23	0
Sankey	14	139	9.9	30	1
Stevens	12	121	10.1	27	2
Fowler	5	44	8.8	19	1
Coffman	4	42	10.5	16	0
Supernaw	3	32	10.7	16	0
Turzilli	2	25	12.5	18	0
McBride	2	8	4.0	7	1
Mariota	1	41	41.0	41t	1
Cobb	1	-2	-2.0	-2	0
Team	342	3893	11.4	61t	25
Opponents	319	3949	12.4	69t	34

INTERCEPTIONS	No	Yds	Avg	Lg	TD
Brown	2	45	22.5	45	0
Sensabaugh	2	42	21.0	26t	1
Griffin	1	29	29.0	29	0
Cox	1	27	27.0	27	0
Bass	1	8	8.0	8	0
Mount	1	8	8.0	8	0
Searcy	1	5	5.0	5	0
Webb	1	0	0.0	0	0
Williamson	1	0	0.0	0	0
Team	11	164	14.9	45	1
Opponents	17	263	15.5	69t	3

PUNTING	No	Yds	Avg	Net	TB	In	Lg	B
Kern	88	4175	47.4	40.3	1	34	61	0
Team	88	4175	47.4	40.3	1	34	61	0
Opponents	74	3568	48.2	43.0	4	24	65	0

PUNT RETURNS	No	FC	Yds	Avg	Lg	TD
McCluster	24	15	217	9.0	37	0
Douglas	11	2	73	6.6	18	0
Cox	3	0	17	5.7	9	0
Team	38	17	307	8.1	37	0
Opponents	47	23	605	12.9	78t	1

KICKOFF RETURNS	No	Yds	Avg	Lg	TD
McCluster	13	285	21.9	32	0
McBride	10	190	19.0	31	0
Sankey	9	192	21.3	34	0
Andrews	1	13	13.0	13	0
Team	33	680	20.6	34	0
Opponents	22	599	27.2	75	0

FIELD GOALS	1-19	20-29	30-39	40-49	50+
Succop	0/0	3/3	3/3	7/7	1/3
Team	0/0	3/3	3/3	7/7	1/3
Opponents	1/1	6/6	9/9	6/9	1/2

TEAM/Succop: () () (38G,21G) (21G,41G) (37G) () (35G,44G)
(51G,29G,55N) (45G) (47G,49G,53N) () () (49G) () (49G)
OPP: () () () (30G) (27G,47N) (38G,24G) (46B) (48G,
19G) (31G,32G,20G,36G) (24G) () (53N,47G,27G,42G)
(43G,48N,38G,42G,32G) (22G,36G) (49G,52G,35G)

SACKS
Casey 7, Orakpo 7, Woodyard 5, Morgan 4.5, Klug 4, Williamson
3.5, Blackson 2.5, Bass 1.5, Griffin 1, Stafford 1, Tavai 1, Brown
0.5, Searcy 0.5
Titans 39, Opponents 54

TACKLES (Solo-Assists-Total)
Williamson 79-58-137, Woodyard 70-40-110, Griffin 67-34-101,
Brown 65-33-98, Casey 48-38-86, Jones 45-22-67, Orakpo 44-
20-64, Sensabaugh 42-16-58, Searcy 41-13-54, Bass 23-19-42,
Morgan 20-14-34, Cox 26-5-31, Woods 14-17-31, Klug 13-13-26,
Webb 20-2-22, Stafford 16-4-20, Blackson 10-9-19, Hill 7-12-19,
Wreh-Wilson 16-1-17, McCourty 10-6-16, Riggs 6-0-6, Huff 5-1-6,
Pitouta 2-2-4, Tavai 2-1-3, Martin 1-2-3, Johnson 1-1-2, Mount
0-1-1
Team Totals: 692-382-1,074

USUAL STARTING LINEUP	
OFFENSE	
WR	Harry Douglas (83)
TE	Delanie Walker (82)
LT	Taylor Lewan (77)
LG	Byron Bell (76)/Quinton Spain (60)
C	Brian Schwenke (62)/Andy Gallik (69)
RG	Chance Warmack (70)
RT	Jeremiah Poutasi (73)/Byron Bell (76)
TE	Craig Stevens (88)/Anthony Fasano (80)
WR	Kendall Wright (13)
QB	Marcus Mariota (8)
RB	Antonio Andrews (26)
DEFENSE	
DE	DaQuan Jones (90)
NT	Al Woods (96)/Sammie Hill (94)
DT	Jurrell Casey (99)
OLB	Derrick Morgan (91)/David Bass (51)
ILB	Wesley Woodyard (59)
ILB	Avery Williamson (54)
OLB	Brian Orakpo (98)
CB	Perrish Cox (29)
SS	Da'Norris Searcy (21)
FS	Michael Griffin (33)
CB	Coty Sensabaugh (24)
SPECIALISTS	
K	Ryan Succop (8)
P	Brett Kern (6)
KR/PR	Dexter McCluster (22)

Pro Bowl All-Pro

GM: Ruston Webster; Head Coach: Ken Whisenhunt (first
seven games), Mike Mularkey (final nine games)
Asst. Coaches: Dick LeBeau (asst. HC/def.), Ray Horton
(def. coord.), Jason Michael (off. coord.), Steve Watterson
(strength and cond.), Bob Bostad (OL), Steve Brown (asst.
secondary), Louie Cioffi (secondary), Sylvester Croom (RB),
Nick Eason (asst. DL), Steve Hoffman (ST asst.), Shawn
Jefferson (WR), Nate Kaczor (ST), Cannon Matthews (qual.
ctl. coord. - def.), John McNulty (QB), Mike Mularkey (TE*),
Arthur Smith (asst. TE*), Giff Smith (DL), Lou Spanos (LB),
Luke Steckel (off. asst.), Mike Sullivan (asst. OL), Jason
Tucker (asst. WR)
* Mularkey - tight ends coach first seven games, head coach
final nine games; Smith - assistant tight ends coach first
seven games, tight ends coach final nine games

AMERICAN FOOTBALL CONFERENCE STANDINGS				
AFC EAST	W	L	T	Pct
New England	12	4	0	.750
New York Jets	10	6	0	.625
Buffalo	8	8	0	.500
Miami	6	10	0	.375
AFC NORTH	W	L	T	Pct
Cincinnati	12	4	0	.750
* Pittsburgh	10	6	0	.625
Baltimore	5	11	0	.313
Cleveland	3	13	0	.188
AFC SOUTH	W	L	T	Pct
Houston	9	7	0	.563
Indianapolis	8	8	0	.500
Jacksonville	5	11	0	.313
Tennessee	3	13	0	.188
AFC WEST	W	L	T	Pct
Denver	12	4	0	.750
* Kansas City	11	5	0	.688
Oakland	7	9	0	.438
San Diego	4	12	0	.250

NATIONAL FOOTBALL CONFERENCE STANDINGS				
NFC EAST	W	L	T	PCT.
Washington	9	7	0	.563
Philadelphia	7	9	0	.438
New York Giants	6	10	0	.375
Dallas	4	12	0	.250
NFC NORTH	W	L	T	Pct
Minnesota	11	5	0	.688
* Green Bay	10	6	0	.625
Detroit	7	9	0	.438
Chicago	6	10	0	.375
NFC SOUTH	W	L	T	Pct
Carolina	15	1	0	.938
Atlanta	8	8	0	.500
New Orleans	7	9	0	.438
Tampa Bay	6	10	0	.375
NFC WEST	W	L	T	Pct
Arizona	13	3	0	.813
* Seattle	10	6	0	.625
St. Louis	7	9	0	.438
San Francisco	5	11	0	.313

* Wild Card for Playoffs

2014 SEASON (2-14 REGULAR SEASON, 0-0 PLAYOFFS) • 4TH PLACE AFC SOUTH

DATE	OPPONENT	SCORE	W/L	ATT
09/07	at Kansas City	26-10	W	73,569
09/14	DALLAS	10-26	L	69,143
09/21	at Cincinnati	7-33	L	56,743
09/28	at Indianapolis	17-41	L	64,757
10/05	CLEVELAND	28-29	L	69,143
10/12	JACKSONVILLE	16-14	W	69,143
10/19	at Washington	17-19	L	75,227
10/26	HOUSTON	16-30	L	69,143
11/09	at Baltimore	7-21	L	70,914
11/17	PITTSBURGH	24-27	L	69,143
11/23	at Philadelphia	24-43	L	69,596
11/30	at Houston	21-45	L	71,714
12/07	NEW YORK GIANTS	7-36	L	69,143
12/14	NEW YORK JETS	11-16	L	69,143
12/18	at Jacksonville	13-21	L	61,202
12/28	INDIANAPOLIS	10-27	L	69,143

	TITANS	OPP
Total First Downs	258	357
Rushing	75	119
Passing	159	211
Penalty	24	27
3rd Down: Made/Att	59/196	94/227
3rd Down Pct.	30.1	41.4
4th Down: Made/Att	6/17	5/11
4th Down Pct.	35.3	45.5
Possession Avg.	27:31	32:29
Total Net Yards	4859	5968
Avg. Per Game	303.7	373.0
Total Plays	919	1099
Avg. Per Play	5.3	5.4
Net Yards Rushing	1447	2195
Avg. Per Game	90.4	137.2
Total Rushes	356	515
Net Yards Passing	3412	3773
Avg. Per Game	213.3	235.8
Sacked/Yards Lost	50/326	39/222
Gross Yards	3738	3995
Att./Completions	513/299	545/347
Completion Pct.	58.3	63.7
Had Intercepted	16	12
Punts/Average	89/46.3	73/46.0
Net Punting Avg.	89/40.8	73/41.2
Penalties/Yards	111/961	93/731
Fumbles/Ball Lost	23/10	7/4
Touchdowns	28	48
Rushing	6	17
Passing	20	28
Returns	2	3

BY PERIODS	1	2	3	4	OT	PTS
Team	40	94	73	47	0	254
Opponents	105	110	97	126	0	438

SCORING	TD	RU	PA	RT	PAT	FG	S	TP
Succop	0	0	0	0	27/27	19/22	0	84
Wright	6	0	6	0			0	36
Walker	4	0	4	0			0	24
Hunter	3	0	3	0			0	18
Greene	2	2	0	0			0	12
Sankey	2	2	0	0			0	12
L. Washington	2	0	2	0			0	12
N. Washington	2	0	2	0			0	12
Battle	1	1	0	0			0	6
Coffman	1	0	1	0			0	6
Hagan	1	0	1	0			0	6
Huff	1	0	0	1b			0	6
Locker	1	1	0	0			0	6
McCluster	1	0	1	0			0	6
McCourtly	1	0	0	1a			0	6
Team	28	6	20	2	27/27	19/22	1	254
Opponents	48	17	28	3	47/47	33/39	2	438

2-Pt Conversions: TM 0-1, OPP 0-1

FUM/Lost: Mettenberger 4/2, Locker 3/1, L. Washington 3/1, Whitehurst 3/0, Sankey 2/2, Spencer 2/0, Walker 2/0, Greene 1/1, McCluster 1/1, Schwenke 1/1, Wright 1/1

RUSHING	No	Yds	Avg	Lg	TD
Sankey	152	569	3.7	22	2
Greene	94	392	4.2	52	2
Locker	22	142	6.5	29	1
McCluster	40	131	3.3	16	0
Whitehurst	20	90	4.5	23	0
L. Washington	13	57	4.4	16	0
Wright	4	54	13.5	38	0
Battle	5	9	1.8	5	1
Mettenberger	5	4	0.8	8	0

PASSING	Att	Cmp	Pct	Yards	Yds/Att	TD	Int	Lg	Sk/Yds	Rating
Whitehurst	185	105	56.8	1,236	7.17	7	2	75t	18/103	87.4
Mettenberger	179	107	59.8	1,412	7.89	8	7	80t	18/138	83.4
Locker	146	86	58.9	993	6.80	5	7	61t	14/85	70.9
Palmer	3	1	33.3	7	2.33	0	0	7	0/0	42.4
Team	513	299	58.3	3,738	7.29	20	16	80t	50/326	81.0
Opponents	545	347	63.7	3,995	7.33	28	12	80	39/222	93.6

Palmer	1	-1	-1.0	-1	0
Team	356	1447	4.1	52	6
Opponents	515	2195	4.3	62t	17

RECEIVING	No	Yds	Avg	Lg	TD
Walker	63	890	14.1	68	4
Wright	57	715	12.5	48	6
N. Washington	40	647	16.2	80t	2
Hunter	28	498	17.8	75t	3
McCluster	26	197	7.6	25	1
L. Washington	22	159	7.2	25	2
Hagan	19	254	13.4	38t	1
Sankey	18	133	7.4	18	0
Coffman	6	64	10.7	18	1
Durham	6	54	9.0	14	0
Battle	5	28	5.6	12	0
Stevens	2	26	13.0	20	0
Thompson	2	24	12.0	13	0
Andrews	2	11	5.5	6	0
Greene	1	13	13.0	13	0
Klug	1	9	9.0	9	0
Schwenke	1	6	6.0	6	0
Whitehurst	0	10	---	10	0
Team	299	3738	12.5	80t	20
Opponents	347	3995	11.5	80	28

INTERCEPTIONS	No	Yds	Avg	Lg	TD
McCourtly	3	0	0.0	0	0
Woodyard	2	20	10.0	13	0
Griffin	2	12	6.0	12	0
Wreh-Wilson	1	34	34.0	34	0
Stafford	1	33	33.0	33	0
Huff	1	23	23.0	23t	1
Ghee	1	0	0.0	0	0
Wilson	1	0	0.0	0	0
Team	12	122	10.2	34	1
Opponents	16	214	13.4	67	1

PUNTING	No	Yds	Avg	Net	TB	In	Lg	B
Kern	88	4118	46.8	40.8	7	28	79	1
Team	89	4118	46.3	40.8	7	28	79	1
Opponents	73	3356	46.0	41.2	7	26	69	0

PUNT RETURNS	No	FC	Yds	Avg	Lg	TD
McCluster	22	14	155	7.0	48	0
L. Washington	7	4	47	6.7	10	0
Griffin	1	0	5	5.0	5	0
Team	30	18	207	6.9	48	0
Opponents	43	25	350	8.1	30	0

KICKOFF RETURNS	No	Yds	Avg	Lg	TD
L. Washington	31	738	23.8	52	0
Sankey	7	198	28.3	42	0
Andrews	5	110	22.0	27	0
Battle	2	43	21.5	22	0
Klug	2	32	16.0	20	0
Martin	1	0	0.0	0	0
Team	48	1121	23.4	52	0
Opponents	31	855	27.6	107t	1

FIELD GOALS	1-19	20-29	30-39	40-49	50+
Succop	0/0	5/5	7/7	5/8	2/2
Team	0/0	5/5	7/7	5/8	2/2
Opponents	1/1	9/9	12/12	7/11	4/6

Titans/Succop: (36G,31G,46G,47G) (47G) (40N,44N) (36G) (3) (25G,21G,42G) (36G) (35G) (3) (20G) (20G) (3) (42N) (40G, 33G,51G) (50G,23G) (31G) (31G,30G) (38G,42G) (55B)(31G,31G,27G,22G) (30G,29G,49G) (3) (49G,23G) (36G,26G,49N,35G,30G,50G) (37G,43B) (20G,19G,36G,52G,42G) (53N,51G) (3) (23G,46N,26G)

SACKS
Morgan 6.5, Casey 5, Griffin 3, Hill 3, Williamson 3, Woodyard 2.5, Klug 2, Phillips TM 2, Pitoitua 2, Wimbley 2, Groves 1, Huff 1, D. Jones 1, Pollard 1, Sensabaugh 1, Stafford 1, Wilson 1, Woods 1
Titans 39, Opponents 50

TACKLES (Solo-Assists-Total)
Woodyard 66-68-134, Griffin 83-32-115, Williamson 55-52-107, Casey 58-28-86, McCourtly 77-8-85, Morgan 52-30-82, Wilson 49-16-65, Wreh-Wilson 47-10-57, Hill 30-17-47, Pitoitua 21-24-45, Sensabaugh 37-7-44, Wimbley 18-23-41, Stafford 24-9-33, Klug 21-10-31, Woods 14-17-31, Phillips 14-14-28, Martin 10-18-28, Pollard 22-4-26, Gooden 15-9-24, Groves 12-7-19, Huff 8-6-14, Jones 7-6-13, Harris 8-1-9, Moch 3-1-4, Ghee 3-0-3, Brown 1-0-1
Team Totals: 755-417-1,172

USUAL STARTING LINEUP

OFFENSE
WR Nate Washington (85)
TE Delanie Walker (82)
LT Taylor Lewan (77)
LG Andy Levitre (67)
C Brian Schwenke (62)
RG Chance Warmack (70)
RT Michael Oher (72)
TE Craig Stevens (88)/Brett Brackett (87)
WR Kendall Wright (13)
QB Zach Mettenberger (7)
RB Bishop Sankey (20)

DEFENSE
DE Ropati Pitoitua (92)
NT Sammie Hill (94)
DT Jurrell Casey (99)
OLB Derrick Morgan (91)
ILB Wesley Woodyard (59)
ILB Avery Williamson (54)
OLB Kamerion Wimbley (95)
CB Bliidi Wreh-Wilson (25)
SS George Wilson (21)
FS Michael Griffin (33)
CB Jason McCourtly (30)

SPECIALISTS
K Ryan Succop (8)
P Brett Kern (6)
KR/PR Leon Washington (26)

Pro Bowl All-Pro

GM: Ruston Webster; Head Coach: Ken Whisenhunt
Asst. Coaches: Ray Horton (def. coord.), Jason Michael (off. coord.), Bob Bostad (off. line), Steve Brown (asst. sec. ondary), Louie Cioffi (secondary), Sylvester Croom (RB), Nick Eason (asst. DL), Steve Hoffman (ST asst.), Shawn Jefferson (WR), Nate Kaczor (ST), Cannon Matthews (qual. ctl. coord. - def.), John McNulty (QB), Mike Mularkey (TE), Kevin Patullo (asst. WR), Arthur Smith (asst. TE), Giff Smith (DL), Lou Spanos (LB), Luke Stechel (off. asst.), Mike Sullivan (asst. OL), Steve Watterson (strength and cond.)

AMERICAN FOOTBALL CONFERENCE STANDINGS

AFC EAST	W	L	T	Pct
New England	12	4	0	.750
Buffalo	9	7	0	.563
Miami	8	8	0	.500
New York Jets	4	12	0	.250
AFC NORTH	W	L	T	Pct
Pittsburgh	11	5	0	.688
* Cincinnati	10	5	1	.656
* Baltimore	10	6	0	.625
Cleveland	7	9	0	.438
AFC SOUTH	W	L	T	Pct
Indianapolis	11	5	0	.688
Houston	9	7	0	.563
Jacksonville	3	13	0	.188
Tennessee	2	14	0	.125
AFC WEST	W	L	T	Pct
Denver	12	4	0	.750
Kansas City	9	7	0	.563
San Diego	9	7	0	.563
Oakland	3	13	0	.188

NATIONAL FOOTBALL CONFERENCE STANDINGS

NFC EAST	W	L	T	PCT.
Dallas	12	4	0	.750
Philadelphia	10	6	0	.625
New York Giants	6	10	0	.375
Washington	4	12	0	.250
NFC NORTH	W	L	T	Pct
Green Bay	12	4	0	.750
* Detroit	11	5	0	.688
Minnesota	7	9	0	.438
Chicago	5	11	0	.313
NFC SOUTH	W	L	T	Pct
Carolina	7	8	1	.469
New Orleans	7	9	0	.438
Atlanta	6	10	0	.375
Tampa Bay	2	14	0	.125
NFC WEST	W	L	T	Pct
Seattle	12	4	0	.750
* Arizona	11	5	0	.688
San Francisco	8	8	0	.500
St. Louis	6	10	0	.375

* Wild Card for Playoffs

2013 SEASON (7-9 REGULAR SEASON, 0-0 PLAYOFFS) • 2ND PLACE AFC SOUTH

DATE	OPPONENT	SCORE	W/L	ATT
09/08	at Pittsburgh	16-9	W	61,585
09/15	at Houston	24-30*	L	71,718
09/22	SAN DIEGO	20-17	W	69,143
09/29	NEW YORK JETS	38-13	W	69,143
10/06	KANSAS CITY	17-26	L	69,143
10/13	at Seattle	13-20	L	68,127
10/20	SAN FRANCISCO	17-31	L	69,143
11/03	at St. Louis	28-21	W	54,617
11/10	JACKSONVILLE	27-29	L	69,143
11/14	INDIANAPOLIS	27-30	L	69,143
11/24	at Oakland	23-19	W	46,001
12/01	at Indianapolis	14-22	L	65,502
12/08	at Denver	28-51	L	76,554
12/15	ARIZONA	34-37*	L	69,143
12/22	at Jacksonville	20-16	W	60,559
12/29	HOUSTON	16-10	W	69,143

	TITANS	OPP
Total First Downs	311	329
Rushing	103	108
Passing	172	191
Penalty	36	30
3rd Down: Made/Att	94/227	69/201
3rd Down Pct.	41.4	34.3
4th Down: Made/Att	11/17	7/11
4th Down Pct.	64.7	63.6
Possession Avg.	30:00	30:00
Total Net Yards	5390	5407
Avg. Per Game	336.9	337.9
Total Plays	1032	1027
Avg. Per Play	5.2	5.3
Net Yards Rushing	1894	1795
Avg. Per Game	118.4	112.2
Total Rushes	462	446
Net Yards Passing	3496	3612
Avg. Per Game	218.5	225.8
Sacked/Yards Lost	37/214	36/227
Gross Yards	3710	3839
Att./Completions	533/328	545/344
Completion Pct.	61.5	63.1
Had Intercepted	16	13
Punts/Average	79/42.9	76/45.0
Net Punting Avg.	79/39.7	76/40.0
Penalties/Yards	101/900	95/779
Fumbles/Ball Lost	27/9	24/12
Touchdowns	41	40
Rushing	16	21
Passing	22	15
Returns	3	4

BY PERIODS	1	2	3	4	OT	PTS
Team	71	77	65	149	0	362
Opponents	76	83	88	125	9	381

SCORING	TD	RU	PA	RT	PAT	FG	S	TP
Bironas	0	0	0	0	41/41	25/29	0	116
C. Johnson	10	6	4	0			0	60
Walker	6	0	6	0			0	36
Greene	4	4	0	0			0	24
Hunter	4	0	4	0			0	24
Fitzpatrick	3	3	0	0			0	18
N. Washington	3	0	3	0			0	18
Locker	2	2	0	0			0	12
Preston	2	0	2	0			0	12
Wright	2	0	2	0			0	12
Battle	1	1	0	0			0	6
Klug	1	0	0	1b			0	6
McCourty	1	0	0	1c			0	6
Thompson	1	0	1	0			0	6
Verner	1	0	0	1a			0	6
Team	41	16	22	3	41/41	25/29	0	362
Opponents	40	21	15	4	37/38	32/39	3	381

2-Pt Conversions: TM 0-0, OPP 1-1

FUM/Lost: Fitzpatrick 9/2, C. Johnson 3/2, Locker 3/1, Kern 2/0, Williams 2/1, Wright 2/0, Wylie(TM) 2/1, Bailey 1/1, Reynaud(TM) 1/1, Walker 1/0, L. Washington(LG) 1/0, L. Washington(TM) 1/0

RUSHING	No	Yds	Avg	Lg	TD
C. Johnson	279	1077	3.9	30t	6
Greene	77	295	3.8	29	4
Fitzpatrick	43	225	5.2	26	3
Locker	24	155	6.5	39	2
Battle	36	142	3.9	37	1
Kern	2	0	0.0	0	0

PASSING	Att	Cmp	Pct	Yards	Yds/Att	TD	Int	Lg	Sk/Yds	Rating
Fitzpatrick	350	217	62.0	2454	7.01	14	12	77t	21/109	82.0
Locker	183	111	60.7	1256	6.86	8	4	66t	16/105	86.7
Team	533	328	61.5	3710	6.96	22	16	77t	37/214	83.6
Opponents	545	344	63.1	3839	7.04	15	13	55	36/227	83.3

Reynaud	1	0	0.0	0	0
Team	462	1894	4.1	39	16
Opponents	446	1795	4.0	60	21

RECEIVING	No	Yds	Avg	Lg	TD
Wright	94	1079	11.5	45	2
Walker	60	571	9.5	33	6
N. Washington	58	919	15.8	77t	3
C. Johnson	42	345	8.2	66t	4
Hunter	18	354	19.7	57	4
Williams	15	178	11.9	32	0
Britt	11	96	8.7	15	0
Greene	6	39	6.5	28	0
Mooney	6	32	5.3	22	0
Preston	5	37	7.4	10t	2
Battle	4	36	9.0	24	0
Thompson	3	13	4.3	9t	1
Stevens	2	5	2.5	6	0
Shiancoe	2	2	1.0	3	0
Reynaud	1	4	4.0	4	0
Fitzpatrick	1	0	0.0	0	0
Team	328	3710	11.3	77t	22
Opponents	344	3839	11.2	55	15

INTERCEPTIONS	No	Yds	Avg	Lg	TD
Verner	5	68	13.6	34	1
Pollard	3	36	12.0	32	0
Ayers	1	5	5.0	5	0
Brown	1	3	3.0	3	0
McCarthy	1	1	1.0	1	0
Griffin	1	0	0.0	0	0
G. Wilson	1	0	0.0	0	0
Team	13	113	8.7	34	1
Opponents	16	132	8.3	35	1

PUNTING	No	Yds	Avg	Net	TB	In	Lg	B
Kern	78	3386	43.4	39.7	2	32	63	1
Team	79	3386	42.9	39.7	2	32	63	1
Opponents	76	3422	45.0	40.0	7	28	61	0

PUNT RETURNS	No	FC	Yds	Avg	Lg	TD
Reynaud	18	8	135	7.5	35	0
L. Washington	6	9	78	13.0	33	0
Williams	4	3	12	3.0	8	0
Wylie	2	0	4	2.0	4	0
Verner	1	0	11	11.0	11	0
Team	31	20	240	7.7	35	0
Opponents	35	25	210	6.0	24	0

KICKOFF RETURNS	No	Yds	Avg	Lg	TD
L. Washington LG	17	500	29.4	95	0
L. Washington TM	16	481	30.1	95	0
Reynaud	15	355	23.7	40	0
Williams	5	123	24.6	37	0
Wylie	5	94	18.8	23	0
Bailey	1	0	0.0	0	0
Battle	1	26	26.0	26	0
Verner	1	17	17.0	17	0
Team	44	1096	24.9	95	0
Opponents	45	1099	24.4	46	0

FIELD GOALS	1-19	20-29	30-39	40-49	50+
Bironas	0/0	10/10	8/9	5/7	2/3
Team	0/0	10/10	8/9	5/7	2/3
Opponents	2/2	6/6	6/8	15/18	3/5

Bironas/Titans: (26G,44G,27G) (48N,47G) (20G,43N,37G) (26G) (22G,32N) (38G,25G) (31G) () (39G,37G) (25G,38G) (33G,22G,23G) () () (45G,50N,24G) (45G,52G) (42G,55G,37G) (OPP: () (50N,50N,46N) (44G,38B) (45G,47G) (29G,24G, 33G,48G) (31G,29G) (44G) (44N) (32G,44G) (48G,30G, 50G) (52G,48G,24G,32N,48N,42G) (47G,48G,45G,37G, 49G) (25G,64G,19G) (25G,47G,41G) (36G) (19G)

SACKS
Casey 10.5, Morgan 6, Brown 4, Pitoitua 4, A. Johnson 3, Wimbley 3, Klug 2, Ayers 1, Fokou 1, Mi. Martin 1, Pollard 0.5
Titans 36, Opponents 37

TACKLES (Solo-Assists-Total)
Pollard 93-49-142, Brown 80-37-117, Griffin 71-35-106, Fokou 67-31-98, Pitoitua 42-49-91, Casey 49-41-90, McCourty 68-9-77, Verner 61-12-73, Ayers 44-12-56, Morgan 31-23-54, McCarthy 35-16-51, Hill 26-14-40, Sensabaugh 29-8-37, A. Johnson 19-16-35, Wilson 25-8-33, Klug 14-12-26, Wimbley 12-12-24, Martin 9-13-22, Edwards 6-4-10, Wreh-Wilson 6-3-9, Gooden 4-3-7, Campbell 3-1-4, Stafford 1-0-1
Team Totals: 795-408-1,203

USUAL STARTING LINEUP

OFFENSE
WR Nate Washington (85)
TE Craig Stevens (88)
LT Michael Roos (71)
LG Andy Levitre (67)
C Brian Schwenke (62)
RG Chance Warmack (70)
RT David Stewart (76)
TE Delanie Walker (82)
WR Kendall Wright (13)
QB Jake Locker (10)/Ryan Fitzpatrick (4)
RB Chris Johnson (28)

DEFENSE
LE Derrick Morgan (91)
DT Sammie Hill (94)
DT Jurrell Casey (99)
RE Ropati Pitoitua (92)
SLB Akeem Ayers (56)
MLB Moise Fokou (53)
WLB Zach Brown (55)
LCB Jason McCourty (30)
RCB Alterraun Verner (20)
SS Bernard Pollard (31)
FS Michael Griffin (33)

SPECIALISTS
K Rob Bironas (2)
P Brett Kern (6)
KR/PR Leon Washington (26)

Pro Bowl All-Pro

GM: Ruston Webster; Head Coach: Mike Munchak
Asst. Coaches: Jerry Gray (def. coord.), Dowell Loggains (off. coord.), Steve Watterson (asst. head coach/strength & cond.), Gregg Williams (senior asst./defense), Steve Brown (asst. secondary), Sylvester Croom (RB), Jonathan Gannon (def. asst./qual. ctl.), George Henshaw (TE), Steve Hoffman (ST asst.), Shawn Jefferson (WR), Nate Kaczor (ST), Bruce Matthews (OL), Brett Maxie (secondary), Keith Millard (def. asst./pass rush specialist), Chet Parlavecchio (LB), Dave Ragone (QB), Tracy Rocker (DL), Arthur Smith (OL/TE asst.)

AMERICAN FOOTBALL CONFERENCE STANDINGS

AFC EAST	W	L	T	Pct
New England	12	4	0	.750
New York Jets	8	8	0	.500
Miami	8	8	0	.500
Buffalo	6	10	0	.375
AFC NORTH	W	L	T	Pct
Cincinnati	11	5	0	.688
Pittsburgh	8	8	0	.500
Baltimore	8	8	0	.500
Cleveland	4	12	0	.250
AFC SOUTH	W	L	T	Pct
Indianapolis	11	5	0	.688
Tennessee	7	9	0	.438
Jacksonville	4	12	0	.250
Houston	2	14	0	.125
AFC WEST	W	L	T	Pct
Denver	13	3	0	.813
* Kansas City	11	5	0	.688
* San Diego	9	7	0	.563
Oakland	4	12	0	.250

NATIONAL FOOTBALL CONFERENCE STANDINGS

NFC EAST	W	L	T	PCT.
Philadelphia	10	6	0	.625
Dallas	8	8	0	.500
New York Giants	7	9	0	.438
Washington	3	13	0	.188
NFC NORTH	W	L	T	Pct
Green Bay	8	7	1	.531
Chicago	8	8	0	.500
Detroit	7	9	0	.438
Minnesota	5	10	1	.344
NFC SOUTH	W	L	T	Pct
Carolina	12	4	0	.750
* New Orleans	11	5	0	.688
Atlanta	4	12	0	.250
Tampa Bay	4	12	0	.250
NFC WEST	W	L	T	Pct
Seattle	13	3	0	.813
* San Francisco	12	4	0	.750
Arizona	10	6	0	.625
St. Louis Rams	7	9	0	.438

* Wild Card for Playoffs

2012 SEASON (6-10 REGULAR SEASON, 0-0 PLAYOFFS) • 3RD PLACE AFC SOUTH

DATE	OPPONENT	SCORE	W/L	ATT
09/09	NEW ENGLAND	13-34	L	69,143
09/16	at San Diego	10-38	L	60,804
09/23	DETROIT	44-41*	W	69,143
09/30	at Houston	14-38	L	71,581
10/07	at Minnesota	7-30	L	57,652
10/11	PITTSBURGH	26-23	W	69,143
10/21	at Buffalo	35-34	W	68,836
10/28	INDIANAPOLIS	13-19*	L	69,143
11/04	CHICAGO	20-51	L	69,143
11/11	at Miami	37-3	W	60,165
11/18	BYE			
11/25	at Jacksonville	19-24	L	63,323
12/02	HOUSTON	10-24	L	69,143
12/09	at Indianapolis	23-27	L	64,688
12/17	NEW YORK JETS	14-10	W	69,143
12/23	at Green Bay	7-55	L	70,508
12/30	JACKSONVILLE	38-20	W	69,143
* Overtime				

	TITANS	OPP
Total First Downs	260	358
Rushing	70	122
Passing	166	210
Penalty	24	26
3rd Down: Made/Att	83/217	85/214
3rd Down Pct.	38.2	39.7
4th Down: Made/Att	5/15	6/14
4th Down Pct.	33.3	42.9
Possession Avg.	27:18	32:42
Total Net Yards	5,010	5,999
Avg. Per Game	313.1	374.9
Total Plays	957	1,086
Avg. Per Play	5.2	5.5
Net Yards Rushing	1,687	2,035
Avg. Per Game	105.4	127.2
Total Rushes	378	483
Net Yards Passing	3,323	3,964
Avg. Per Game	207.7	247.8
Sacked/Yards Lost	39/254	39/241
Gross Yards	3,577	4,205
Att./Completions	540/318	564/374
Completion Pct.	58.9	66.3
Had Intercepted	16	19
Punts/Average	83/46.4	70/44.1
Net Punting Avg.	83/40.4	70/36.1
Penalties/Yards	106/847	86/717
Fumbles/Ball Lost	21/12	15/5
Touchdowns	36	55
Rushing	10	16
Passing	17	31
Returns	9	8

BY PERIODS	1	2	3	4	OT	PTS
Team	72	94	66	95	3	330
Opponents	155	58	116	136	6	471

SCORING	TD	RU	PA	RT	PAT	FG	S	TP
Bironas	0	0	0	0	35/35	25/31	0	110
C. Johnson	6	6	0	0			0	36
Britt	4	0	4	0			0	26
Cook	4	0	4	0			0	24
Washington	4	0	4	0			0	24
Wright	4	0	4	0			0	24
Harper	3	3	0	0			0	18
Reynaud	3	0	0	3b			0	18
Brown	2	0	0	2f			0	12
Campbell	1	0	0	1a			0	6
Locker	1	1	0	0			0	6
McCarthy	1	0	0	1d			0	6
Stevens	1	0	1	0			0	6
Verner	1	0	0	1c			0	6
Witherspoon	1	0	0	1e			0	6
Team Defense	0	0	0	0			1	2
Team	36	10	17	9	35/35	25/31	1	330
Opponents	55	16	31	8	52/52	29/31	0	471

2-Pt Conversions: Britt, TM 1-1, OPP 1-2

FUM/Lost: C. Johnson 5/4, Locker 4/4, Hasselbeck 3/1, Britt 2/1, Stevens 2/0, Brown 1/0, Cook 1/1, Reynaud 1/0, Washington 1/0, Wright 1/1

RUSHING	No	Yds	Avg	Lg	TD
C. Johnson	276	1,243	4.5	94t	6
Locker	41	291	7.1	32	1
Hasselbeck	13	38	2.9	16	0
Reynaud	16	33	2.1	11	0
Harper	19	30	1.6	13	3
Mooney	5	19	3.8	8	0

PASSING	Att	Cmp	Pct	Yards	Yds/Att	TD	Int	Lg	Sk/Yds	Rating
Locker	314	177	2,176	56.4	6.93	10	11	71t	25/151	74.0
Hasselbeck	221	138	1,367	62.4	6.19	7	5	37	14/103	81.0
Smith	5	3	34	60.0	6.80	0	0	17	0/0	80.4
Team	540	318	3,577	58.9	6.62	17	16	71t	39/254	76.9
Opponents	564	374	4,205	66.3	7.46	31	19	82t	39/241	92.7

Ringer	2	14	7.0	9	0
Babineaux	1	10	10.0	10	0
Q. Johnson	4	5	1.3	3	0
Wright	1	4	4.0	4	0
Team	378	1,687	4.5	94t	10
Opponents	483	2,035	4.2	46	16

RECEIVING	No	Yds	Avg	Lg	TD
Wright	64	626	9.8	38	4
Washington	46	746	16.2	71t	4
Britt	45	589	13.1	46	4
Cook	44	523	11.9	61t	4
C. Johnson	36	232	6.4	22	0
Williams	30	324	10.8	27	0
Stevens	23	275	12.0	46	1
Thompson	6	46	7.7	12	0
Hawkins	5	62	12.4	42	0
Preston	5	59	11.8	21	0
Q. Johnson	5	40	8.0	17	0
Reynaud	5	35	7.0	9	0
Ringer	3	12	4.0	6	0
Harper	1	8	8.0	8	0
Team	318	3,577	11.2	71t	17
Opponents	374	4,205	11.2	82t	31

INTERCEPTIONS	No	Yds	Avg	Lg	TD
Griffin	4	59	14.8	33	0
McCourtly	4	29	7.3	28	0
Brown	3	156	52.0	79t	2
Verner	2	11	5.5	11	0
McCarthy	1	49	49.0	49t	1
Witherspoon	1	40	40.0	40t	1
Babineaux	1	10	10.0	10	0
Ayers	1	2	2.0	2	0
R. Johnson	1	2	2.0	2	0
Afalava	1	0	0.0	0	0
Team	19	358	18.8	79t	4
Opponents	16	260	16.3	63t	4

PUNTING	No	Yds	Avg	Net	TB	In	Lg	B
Kern	81	3,855	47.6	40.4	5	30	71	2
Team	83	3,855	46.4	40.4	5	30	71	2
Opponents	70	3,084	44.1	36.1	4	29	67	1

PUNT RETURNS	No	FC	Yds	Avg	Lg	TD
Reynaud	31	17	410	13.2	81t	2
Campbell	0	0	65	---	65t	1
Team	31	17	475	15.3	81t	3
Opponents	39	15	405	10.4	58	0

KICKOFF RETURNS	No	Yds	Avg	Lg	TD
Reynaud	53	1,240	23.4	105t	1
Hawkins	7	205	29.3	71	0
McCourtly	1	14	14.0	14	0
Stevens	1	18	18.0	18	0
Witherspoon	1	6	6.0	6	0
Williams	0	6	---	6	0
Team	63	1,489	23.6	105t	1
Opponents	33	860	26.1	89t	1

FIELD GOALS	1-19	20-29	30-39	40-49	50+
Bironas	0/0	6/6	13/13	5/10	1/2
Team	0/0	6/6	13/13	5/10	1/2
Opponents	0/0	11/11	5/6	9/9	4/5
Bironas/Titans: (28G,24G) (23G) (31G,38G,41N,48N,26G) () (22G,38G,47G,40G) ()(39G,45N,30G) (39G) (37G,38G, 53G) (38G,42N,40G,39G,33G) (37G) (57N,40G,31G,25G) (46B) () (48G) OPP: (25G,31G) (26G) (47G,53G,33G,26G) (33G) (42G, 36G,26G) (29G,28G,52G,54N) (31G,42G) (20G,37B,44G) (40G,25G,22G) (40G) (41G) (50G) (53G,40G) (22G) (26G,48G) ()					

SACKS
Morgan 6.5, Ayers 6, Wimbley 6, Brown 5.5, Klug 3.5, Casey 3, Mi. Martin 3, Wynn 2, Marks 1.5, Griffin 1, Witherspoon 1
Titans 39, Opponents 39

TACKLES (Solo-Assists-Total)
Ayers 79-31-110, Griffin 72-31-103, McCourtly 79-14-93, Brown 70-23-93, Babineaux 66-26-92, Casey 38-42-80, Verner 66-12-78, Morgan 35-31-66, Marks 31-32-63, Witherspoon 32-16-48, McCarthy 32-13-45, Mouton 33-9-42, Mike Martin 23-17-40, Shaw 30-8-38, Wimbley 18-20-38, Sensabaugh 23-4-27, Afalava 13-10-23, Robert Johnson 10-3-13, Diles 8-5-13, Klug 8-4-12, Wynn 6-6-12, Solomon 3-6-9, Campbell 6-0-6, Dawson 3-2-5, DaJohn Harris 1-4-5, Egboh 2-0-2
Team Totals: 787-369-1,156

USUAL STARTING LINEUP
OFFENSE
WR Nate Washington (85)
TE Jared Cook (89)
LT Michael Roos (71)
LG Steve Hutchinson (73)
C Fernando Velasco (61)
RG Leroy Harris (64)/Deuce Lutui (72)
RT David Stewart (76)
TE Craig Stevens (88)
WR Kenny Britt (18)
QB Jake Locker (10)
RB Chris Johnson (28)
DEFENSE
LE Derrick Morgan (91)
DT Sen'Derrick Marks (94)
DT Jurrell Casey (99)
RE Kameron Wimbley (95)
LLB Akeem Ayers (56)
MLB Colin McCarthy (52)/Will Witherspoon (92)
RLB Zach Brown (55)
LCB Jason McCourty (30)
RCB Alterraun Verner (20)
SS Jordan Babineaux (26)
FS Michael Griffin (33)

SPECIALISTS
K Rob Bironas (2)
P Brett Kern (6)
KR/PR Darius Reynaud (25)

Pro Bowl	All-Pro
GM: Ruston Webster; Head Coach: Mike Munchak	
Asst. Coaches: Jerry Gray (def. coord.), Chris Palmer/Dowell Loggains* (off. coord.), Steve Watterson (asst. head coach/strength & cond.), Steve Brown (asst. secondary), Frank Bush (LB), Jonathan Gannon (def. asst./qual. ctl.), Nate Kaczor (asst. off. line), Alan Lowry (ST), Bruce Matthews (OL), Brett Maxie (secondary), Keith Millard (def. asst./pass rush specialist), Chet Parlavecchio (ST asst.), Dave Ragone (WR), Tracy Rocker (DL), Jim Skipper (RB), Arthur Smith (off. asst./qual. ctl.), John Zernhelt (TE)	

* Palmer was offensive coordinator for first 11 games; Log-gains was quarterbacks coach/passing game for first 11 games and offensive coordinator for final five games.

AMERICAN FOOTBALL CONFERENCE STANDINGS

AFC EAST	W	L	T	PCT.
New England	12	4	0	.750
Miami	7	9	0	.438
New York Jets	6	10	0	.375
Buffalo	6	10	0	.375
AFC NORTH	W	L	T	Pct
Baltimore	10	6	0	.625
* Cincinnati	10	6	0	.625
Pittsburgh	8	8	0	.500
Cleveland	5	11	0	.313
AFC SOUTH	W	L	T	Pct
Houston	12	4	0	.750
* Indianapolis	11	5	0	.688
Tennessee	6	10	0	.375
Jacksonville	2	14	0	.125
AFC WEST	W	L	T	Pct
Denver	13	3	0	.813
San Diego	7	9	0	.438
Oakland	4	12	0	.250
Kansas City	2	14	0	.125

NATIONAL FOOTBALL CONFERENCE STANDINGS

NFC EAST	W	L	T	PCT.
Washington	10	6	0	.625
New York Giants	9	7	0	.563
Dallas	8	8	0	.500
Philadelphia	4	12	0	.250
NFC NORTH	W	L	T	Pct
Green Bay	11	5	0	.688
* Minnesota	10	6	0	.625
Chicago	10	6	0	.625
Detroit	4	12	0	.250
NFC SOUTH	W	L	T	Pct
Atlanta	13	3	0	.813
Carolina	7	9	0	.438
New Orleans	7	9	0	.438
Tampa Bay	7	9	0	.438
NFC WEST	W	L	T	Pct
San Francisco	11	4	1	.719
* Seattle	11	5	0	.688
St. Louis	7	8	1	.469
Arizona	5	11	0	.313

* Wild Card for Playoffs

2011 SEASON (9-7 REGULAR SEASON, 0-0 PLAYOFFS) • 2ND PLACE AFC SOUTH

DATE	OPPONENT	SCORE	W/L	ATT
09/11	at Jacksonville	14-16	L	61,619
09/18	BALTIMORE	26-13	W	69,143
09/25	DENVER	17-14	W	69,143
10/02	at Cleveland	31-13	W	66,240
10/09	at Pittsburgh	17-38	L	63,875
10/16	BYE			
10/23	HOUSTON	7-41	L	69,143
10/30	INDIANAPOLIS	27-10	W	69,143
11/06	CINCINNATI	17-24	L	69,143
11/13	at Carolina	30-3	W	72,409
11/20	at Atlanta	17-23	L	68,164
11/27	TAMPA BAY	23-17	W	69,143
12/04	at Buffalo	23-17	W	56,463
12/11	NEW ORLEANS	17-22	L	69,143
12/18	at Indianapolis	13-27	L	64,271
12/24	JACKSONVILLE	23-17	W	69,143
01/01	at Houston	23-22	W	71,512
* Overtime				

	TITANS	OPP
Total First Downs	281	324
Rushing	71	111
Passing	185	187
Penalty	25	26
3rd Down: Made/Att	80/218	96/236
3rd Down Pct.	36.7	40.7
4th Down: Made/Att	10/14	8/20
4th Down Pct.	71.4	40.0
Possession Avg.	27:52	32:08
Total Net Yards	5361	5682
Avg. Per Game	335.1	355.1
Total Plays	984	1080
Avg. Per Play	5.4	5.3
Net Yards Rushing	1438	2053
Avg. Per Game	89.9	128.3
Total Rushes	376	461
Net Yards Passing	3923	3629
Avg. Per Game	245.2	226.8
Sacked/Yards Lost	24/190	28/180
Gross Yards	4113	3809
Att./Completions	584/353	591/369
Completion Pct.	60.4	62.4
Had Intercepted	14	11
Punts/Average	86/43.6	83/43.7
Net Punting Avg.	86/39.4	83/36.4
Penalties/Yards	104/960	99/812
Fumbles/Ball Lost	17/8	20/12
Touchdowns	34	34
Rushing	8	10
Passing	22	21
Returns	4	3

BY PERIODS	1	2	3	4	OT	PTS
Team	57	110	67	91	0	325
Opponents	64	79	74	100	0	317

SCORING	TD	RU	PA	RT	PAT	FG	S	TP
Bironas	0	0	0	0	34/34	29/32	0	121
Washington	8	1	7	0	0	0	0	48
Williams	5	0	5	0	0	0	0	30
C. Johnson	4	4	0	0	0	0	0	24
Britt	3	0	3	0	0	0	0	18
Cook	3	0	3	0	0	0	0	18
Avery	1	0	1	0	0	0	0	6
Babineaux	1	0	0	1a	0	0	0	6
Campbell	1	0	0	1d	0	0	0	6
D. Graham	1	0	1	0	0	0	0	6
Harper	1	1	0	0	0	0	0	6
L. Hawkins	1	0	1	0	0	0	0	6
Locker	1	1	0	0	0	0	0	6
Mariani	1	0	0	1c	0	0	0	6
McCourty	1	0	0	1b	0	0	0	6
Ringer	1	1	0	0	0	0	0	6
Stevens	1	0	1	0	0	0	0	6
Team	34	8	22	4	34/34	29/32	0	325
Opponents	34	10	21	3	32/32	27/28	0	317

2-Pt Conversions: Titans 0-0, Opponents 0-2

FUM/Lost: Hasselbeck 4/1, C. Johnson 3/1, Cook 2/2, Amato 1/0, Britt 1/1, Campbell 1/0, Hall 1/1, Harper 1/1, L. Hawkins 1/0, Mariani 1/0, Ringer 1/1

RUSHING	No	Yds	Avg	Lg	TD
C. Johnson	262	1047	4.0	48t	4
Ringer	59	185	3.1	25	1
Locker	8	56	7.0	17	1
Hasselbeck	20	52	2.6	21	0
Harper	17	44	2.6	12	1

PASSING	Att	Cmp	Pct	Yards	Yds/Att	TD	Int	Lg	Sk/Yds	Rating
Hasselbeck	518	319	61.6	3571	6.89	18	14	80t	19/153	82.4
Locker	66	34	51.5	542	8.21	4	0	54	5/37	99.4
Team	584	353	60.4	4113	7.04	22	14	80t	24/190	84.4
Opponents	591	369	62.4	3809	6.45	21	11	78t	28/180	85.1

Hall	6	24	4.0	12	0
Kern	1	21	21.0	21	0
Washington	2	5	2.5	3t	1
Mariani	1	4	4.0	4	0
Team	376	1438	3.8	48t	8
Opponents	461	2053	4.5	80t	10

RECEIVING	No	Yds	Avg	Lg	TD
Washington	74	1023	13.8	57	7
C. Johnson	57	418	7.3	34	0
Cook	49	759	15.5	80t	3
L. Hawkins	47	470	10.0	32	1
Williams	45	592	13.2	54	5
Ringer	28	187	6.7	18	0
Britt	17	289	17.0	80t	3
Stevens	9	166	18.4	58	1
Hall	9	46	5.1	10	0
Mariani	5	24	4.8	6	0
Harper	4	32	8.0	21	0
Avery	3	45	15.0	23	1
Q. Johnson	3	30	10.0	13	0
D. Graham	2	25	12.5	21	1
Amano	1	7	7.0	7	0
Team	353	4113	11.7	80t	22
Opponents	369	3809	10.3	78t	21

INTERCEPTIONS	No	Yds	Avg	Lg	TD
McCourty	2	52	26.0	30	0
Griffin	2	0	0.0	0	0
Babineaux	1	97	97.0	97t	1
Finnegan	1	8	8.0	8	0
Hope	1	7	7.0	7	0
Witherspoon	1	7	7.0	7	0
Ruud	1	4	4.0	4	0
Verner	1	4	4.0	4	0
McCarthy	1	0	0.0	0	0
Team	11	179	16.3	97t	1
Opponents	14	167	11.9	38t	3

PUNTING	No	Yds	Avg	Net	TB	In	Lg	B
Kern	86	3747	43.6	39.4	7	31	64	0
Team	86	3747	43.6	39.4	7	31	64	0
Opponents	83	3628	43.7	36.4	6	22	65	2

PUNT RETURNS	No	FC	Yds	Avg	Lg	TD
Mariani	46	18	490	10.7	79t	1
Campbell	1	0	0	0.0	0	0
Team	47	18	490	10.4	79t	1
Opponents	36	23	221	6.1	30	0

KICKOFF RETURNS	No	Yds	Avg	Lg	TD
Mariani	32	748	23.4	49	0
Campbell	0	84	---	84t	1
Team	32	832	26.0	100t	1
Opponents	30	680	22.7	77	0

FIELD GOALS	1-19	20-29	30-39	40-49	50+
Bironas	0/0	5/5	9/10	9/10	6/7
Team	0/0	5/5	9/10	9/10	6/7
Opponents	2/2	11/11	5/5	7/7	2/3

Bironas/Titans: (66N) (34N,25G,43G,39G,33G) (46G) (39G) (29G) () (51G,50G) (43G) (38G,36G,49G) (46G) (42N,31G,52G,38G) (48G,27G,44G) (43G) (53G,21G) (51G,51G,35G) (21G,43G,33G)
OPP: (48G,21G,45G) (41G,29G) () (48G,51G) (19G) (32G,29G) (22G) (36G) (50N,29G) (19G,33G,24G) (43G) (27G) (25G,29G,22G) (47G,40G) (39G) (52G,37G,22G)

SACKS
Klug 7, Ball 4, Jones 3, Casey 2.5, Morgan 2.5, Ayers 2, Witherspoon 2, Hayes 1.5, Finnegan 1, McCourty 1, S. Smith 1, Marks 0.5
Titans 28, Opponents 24

TACKLES (Solo-Assists-Total)
Babineaux 81-36-117, McCourty 85-22-107, Griffin 70-26-96, Finnegan 71-24-95, Ayers 66-22-88, McCarthy 61-15-76, Casey 41-33-74, Ruud 51-17-68, Witherspoon 51-11-62, Ball 29-26-55, Verner 29-21-50, Jones 24-24-48, Morgan 23-24-47, S. Smith 20-24-44, Marks 18-26-44, Hope 25-8-33, Klug 18-14-32, Hayes 14-15-29, Sheppard 7-9-16, McRath 11-3-14, Hawkins 9-2-11, A. Smith 4-0-4, Clayton 1-2-3, Shaw 2-0-2, Amato 0-0-0, Bailey 0-0-0, Campbell 0-0-0
Team Totals: 404-811-1,215

USUAL STARTING LINEUP

OFFENSE
WR Nate Washington (85)
LT Michael Roos (71)
LG Leroy Harris (64)
C Eugene Amano (54)
RG Jake Scott (73)
RT David Stewart (76)
TE Craig Stevens (88)
WR Damian Williams (17)
FB Ahmad Hall (45)
QB Matt Hasselbeck (8)
RB Chris Johnson (28)

DEFENSE
LE Derrick Morgan (90)/Dave Ball (98)
LT Jurrell Casey (99)
RT Sen'Derrick Marks (94)
RE Jason Jones (91)
LLB Akeem Ayers (56)
MLB Colin McCarthy (52)/Barrett Ruud (55)
RLB Will Witherspoon (92)
LCB Jason McCourty (30)
RCB Cortland Finnegan (31)
SS Jordan Babineaux (26)
FS Michael Griffin (33)

SPECIALISTS

K Rob Bironas (2)
P Brett Kern (6)
KR/PR Marc Mariani (83)

Pro Bowl

All-Pro

GM: Mike Reinfeldt; Head Coach: Mike Munchak
Asst. Coaches: Jerry Gray (def. coord.), Chris Palmer (off. coord.), Steve Watterson (asst. head coach/strength & cond.), Frank Bush (LB), Curtis Fuller (asst. secondary) Dowell Loggains (QB/passing game), Charles London (off. asst./qual. cti.), Alan Lowry (ST), Bruce Matthews (OL), Dave McGinnis (senior asst.), Chet Parlavocchio (ST asst.), Dave Ragone (WR), Marcus Robertson (secondary), Tracy Rocker (DL), Jim Skipper (RB), Arthur Smith (def. asst./qual. cti.), Art Valero (asst. OL), John Zernheilt (TE)

AMERICAN FOOTBALL CONFERENCE STANDINGS

AFC EAST	W	L	T	PCT.
New England	13	3	0	.813
New York Jets	8	8	0	.500
Miami	6	10	0	.375
Buffalo	6	10	0	.375
AFC NORTH	W	L	T	Pct
Baltimore	12	4	0	.750
* Pittsburgh	12	4	0	.750
* Cincinnati	9	7	0	.563
Cleveland	4	12	0	.250
AFC SOUTH	W	L	T	Pct
Houston	10	6	0	.625
Tennessee	9	7	0	.563
Jacksonville	5	11	0	.313
Indianapolis	2	14	0	.125
AFC WEST	W	L	T	Pct
Denver	8	8	0	.500
San Diego	8	8	0	.500
Oakland	8	8	0	.500
Kansas City	7	9	0	.438

NATIONAL FOOTBALL CONFERENCE STANDINGS

NFC EAST	W	L	T	PCT.
New York Giants	9	7	0	.563
Philadelphia	8	8	0	.500
Dallas	8	8	0	.500
Washington	5	11	0	.313
NFC NORTH	W	L	T	Pct
Green Bay	15	1	0	.938
* Detroit	10	6	0	.625
Chicago	8	8	0	.500
Minnesota	3	13	0	.188
NFC SOUTH	W	L	T	Pct
New Orleans	13	3	0	.813
* Atlanta	10	6	0	.625
Carolina	6	10	0	.375
Tampa Bay	4	12	0	.250
NFC WEST	W	L	T	Pct
San Francisco	13	3	0	.813
Arizona	8	8	0	.500
Seattle	7	9	0	.438
St. Louis	2	14	0	.125

* Wild Card for Playoffs

2010 SEASON (6-10 REGULAR SEASON, 0-0 PLAYOFFS) • 4TH PLACE AFC SOUTH

DATE	OPPONENT	SCORE	W/L	ATT
Sep. 12	OAKLAND	38-13	W	69,143
Sep. 19	PITTSBURGH	11-19	L	69,143
Sep. 26	at New York Giants	29-10	W	79,386
Oct. 3	DENVER	20-26	L	69,143
Oct. 10	at Dallas	34-27	W	90,616
Oct. 18	at Jacksonville	30-3	W	63,625
Oct. 24	PHILADELPHIA	37-19	W	69,143
Oct. 31	at San Diego	25-33	L	59,260
Nov. 7	BYE			
Nov. 14	at Miami	17-29	L	65,585
Nov. 21	WASHINGTON	16-19*	L	69,143
Nov. 28	at Houston	0-20	L	70,855
Dec. 5	JACKSONVILLE	6-17	L	69,143
Dec. 9	INDIANAPOLIS	28-30	L	69,143
Dec. 19	HOUSTON	31-17	W	69,143
Dec. 26	at Kansas City	14-34	L	65,606
Jan. 2	at Indianapolis	20-23	L	67,188
* Overtime				

	TITANS	OPP
Total First Downs	252	356
Rushing	73	107
Passing	155	214
Penalty	24	35
3rd Down: Made/Att	71/204	104/242
3rd Down Pct.	34.8	43.0
4th Down: Made/Att	8/14	9/22
4th Down Pct.	57.1	40.9
Possession Avg.	25:54	34:06
Total Net Yards	4834	5883
Avg. Per Game	302.1	367.7
Total Plays	907	1139
Avg. Per Play	5.3	5.2
Net Yards Rushing	1727	1851
Avg. Per Game	107.9	115.7
Total Rushes	406	474
Net Yards Passing	3107	4032
Avg. Per Game	194.2	252.0
Sacked/Yards Lost	27/171	40/272
Gross Yards	3278	4304
Att./Completions	474/273	625/410
Completion Pct.	57.6	65.6
Had Intercepted	15	17
Punts/Average	77/42.9	61/42.9
Net Punting Avg.	77/39.1	61/34.6
Penalties/Yards	128/1040	114/1039
Fumbles/Ball Lost	22/14	25/8
Touchdowns	40	32
Rushing	13	7
Passing	24	23
Returns	3	2

BY PERIODS	1	2	3	4	OT	PTS
Team	79	92	83	102	0	356
Opponents	65	130	65	76	3	339

SCORING	TD	RU	PA	RT	PAT	FG	S	TP
Bironas	0	0	0	0	38/38	24/26	0	110
C. Johnson	12	11	1	0	0	0	0	72
Britt	9	0	9	0	0	0	0	56
Washington	6	0	6	0	0	0	0	36
Moss LG	5	0	5	0	0	0	0	30
Scaife	4	0	4	0	0	0	0	24
Mariani	2	0	0	2	0	0	0	12
Ringer	2	2	0	0	0	0	0	12
Stevens	2	0	2	0	0	0	0	12
Cook	1	0	1	0	0	0	0	6
Finnegan	1	0	0	1	0	0	0	6
Gage	1	0	1	0	0	0	0	6
Schommer	0	0	0	0	0	0	1	2
Team	40	13	24	3	38/38	24/26	2	356
Opponents	32	7	23	2	30/30	39/48	0	339

2-Pt Conversions: Britt, Titans 1-2, Opponents 0-2

FUM/Lost: Young 6/4, K. Collins 5/3, C. Johnson 3/2, Mariani 3/2, Scaife 2/1, Amano 1/0, Amato 1/1, Britt 1/1

RUSHING	No	Yds	Avg	Lg	TD
C. Johnson	316	1364	4.3	76t	11
Ringer	51	239	4.7	54	2
Young	25	125	5.0	20	0
Williams	1	5	5.0	5	0
K. Collins	10	1	0.1	4	0
Hall	1	1	1.0	1	0
Kern	1	0	0.0	0	0
Washington	1	-8	-8.0	-8	0
Team	406	1727	4.3	76t	13
Opponents	474	1851	3.9	37	7

PASSING	Att	Cmp	Pct	Yards	Yds/Att	TD	Int	Lg	Sk/Yds	Rating
K. Collins	278	160	57.6	1823	6.56	14	8	80t	13/91	82.2
Young	156	93	59.6	1255	8.04	10	3	71t	13/80	98.6
Smith	40	20	50.0	200	5.00	0	4	52	1/0	25.0
Team	474	273	57.6	3278	6.92	24	15	80t	27/171	82.6
Opponents	625	410	65.6	4304	6.89	23	17	75t	40/272	86.4

RECEIVING	No	Yds	Avg	Lg	TD
C. Johnson	44	245	5.6	25	1
Britt	42	775	18.5	80t	9
Washington	42	687	16.4	71t	6
Scaife	36	318	8.8	30	4
Cook	29	361	12.4	36	1
Moss LG	28	393	14.0	37t	5
Moss TM	6	80	13.3	26	0
Gage	20	266	13.3	30	1
Williams	16	219	13.7	39	0
Hall	15	100	6.7	19	0
Stevens	11	122	11.1	28	2
Ringer	7	44	6.3	9	0
L. Hawkins	5	61	12.2	24	0
Team	273	3278	12.0	80t	24
Opponents	410	4304	10.5	75t	23

INTERCEPTIONS	No	Yds	Avg	Lg	TD
Griffin	4	50	12.5	28	0
Verner	3	41	13.7	19	0
Finnegan	2	41	20.5	41t	1
McCourtly	2	11	5.5	11	0
Witherspoon	2	11	5.5	9	0
Hope	1	32	32.0	32	0
Tulloch	1	18	18.0	18	0
Fuller	1	0	0.0	0	0
Marks	1	-6	-6.0	-6	0
Team	17	198	11.6	41t	1
Opponents	15	120	8.0	54t	1

PUNTING	No	Yds	Avg	Net	TB	In	Lg	B
Kern	77	3302	42.9	39.1	4	24	68	0
Team	77	3302	42.9	39.1	4	24	68	0
Opponents	61	2618	42.9	34.6	9	15	68	1

PUNT RETURNS	No	FC	Yds	Avg	Lg	TD
Mariani	27	17	329	12.2	87t	1
Team	27	17	329	12.2	87t	1
Opponents	35	16	214	6.1	29	0

KICKOFF RETURNS	No	Yds	Avg	Lg	TD
Mariani	60	1530	25.5	98t	1
Hall	2	21	10.5	15	0
Cook	1	3	3.0	3	0
Gage	1	2	2.0	2	0
Team	64	1556	24.3	98t	1
Opponents	56	1389	24.8	97t	1

FIELD GOALS	1-19	20-29	30-39	40-49	50+
Bironas	0/0	6/6	8/9	8/8	2/3
Team	0/0	6/6	8/9	8/8	2/3
Opponents	1/1	10/10	15/15	11/17	2/5

Bironas/Titans: (43G) (21G) (48G,22G) (35N,55G,46G) (52G, 40G) (26G,33G,36G)(41G,38G,33G) (21G) (40G) (25G, 32G,40G) () (37G,30G) () (30G) () (26G,42G,61N) OPP: (34G,30G,53N) (36G,34G,25G,27G) (53N,50G,44N) (36G,36G,35G,36G)(51G,44N,26G) (33G) (25G,46G,46G,28G) (34G,36G) (23G,26G,42G)(19G,51N,40G,42G,47N,48G) (35G,33G) (26G,49B,48N) (21G,28G,47G) (37G) (35G,47N,42G) (48G,44G,43G)

SACKS

Babin 12.5, Ball 7, T. Brown 3.5, Jones 3.5, Ford 3, Witherspoon 3, Hayes 1.5, McRath 1.5, Morgan 1.5, Finnegan 1, Hope 1, Tulloch 1

Titans 40, Opponents 27

TACKLES (Solo-Assists-Total)

Tulloch 121-48-169, Griffin 99-54-153, Hope 85-48-133, Verner 76-27-103, Finnegan 76-24-100, Witherspoon 65-34-99, Babin 56-37-93, Ford 38-29-67, Jones 36-25-61, McRath 45-15-60, Ball 32-27-59, Haye 30-22-52, Marks 27-23-50, Hayes 27-22-49, McCourtly 36-9-45, Brown 18-17-35, Fuller 22-10-32, Douglas 14-16-30, Shaw 7-4-11, Morgan 6-4-10, Sheppard 4-5-9, Winborn 4-4-8, Gordon 2-2-4, Mouton 3-0-3, Allred 2-1-3

Team Totals: 931-507-1,438

USUAL STARTING LINEUP

OFFENSE

WR Nate Washington (85)

LT Michael Roos (71)

LG Leroy Harris (64)

C Eugene Amano (54)

RG Jake Scott (73)

RT David Stewart (76)

TE Craig Stevens (88)/Bo Scaife (80)

WR Justin Gage (12)/Kenny Britt (18)

FB Ahmard Hall (45)

QB Vince Young (10)/Kerry Collins (5)

RB Chris Johnson (28)

DEFENSE

LE Jason Babin (93)

LT Jason Jones (91)

RT Tony Brown (97)

RE Dave Ball (98)

LLB Gerald McRath (51)

MLB Stephen Tulloch (55)

RLB Will Witherspoon (92)

LCB Alterraun Verner (20)

RCB Cortland Finnegan (31)

SS Chris Hope (24)

FS Michael Griffin (33)

SPECIALISTS

K Rob Bironas (2)

P Brett Kern (6)

KR/PR Marc Mariani (83)

Pro Bowl

All-Pro

GM: Mike Reinfeldt; Head Coach: Jeff Fisher

Asst. Coaches: Mike Heimerdinger (off. coord.), Chuck Cecil (def. coord.), Craig Johnson (asst. head coach/RB), Dave McGinnis (asst. head coach/LB), Steve Watterson (asst. head coach/strength & conditioning), Marty Galbraith (ST asst.), Fred Graves (WR), Tim Hauck (asst. secondary), Dowell Loggains (QB/passing game), Alan Lowry (ST), Mike Munchak (OL), Marcus Robertson (secondary), Rayna Stewart (def. asst./qual ctl.), Jim Washburn (DL), Richie Weissman (qual. control/off.), John Zernhelt (TE)

AMERICAN FOOTBALL CONFERENCE STANDINGS

AFC EAST	W	L	T	PCT.
New England	14	2	0	.875
* New York Jets	11	5	0	.688
Miami	7	9	0	.438
Buffalo	4	12	0	.250
AFC NORTH	W	L	T	Pct
Pittsburgh	12	4	0	.750
* Baltimore	12	4	0	.750
Cleveland	5	11	0	.313
Cincinnati	4	12	0	.250
AFC SOUTH	W	L	T	Pct
Indianapolis	10	6	0	.625
Jacksonville	8	8	0	.500
Houston	6	10	0	.375
Tennessee	6	10	0	.375
AFC WEST	W	L	T	Pct
Kansas City	10	6	0	.625
San Diego	9	7	0	.563
Oakland	8	8	0	.500
Denver	4	12	0	.250

NATIONAL FOOTBALL CONFERENCE STANDINGS

NFC EAST	W	L	T	PCT.
Philadelphia	10	6	0	.625
New York Giants	10	6	0	.625
Dallas	6	10	0	.375
Washington	6	10	0	.375
NFC NORTH	W	L	T	Pct
Chicago	11	5	0	.688
* Green Bay	10	6	0	.625
Detroit	6	10	0	.375
Minnesota	6	10	0	.375
NFC SOUTH	W	L	T	Pct
Atlanta	13	3	0	.813
* New Orleans	11	5	0	.688
Tampa Bay	10	6	0	.625
Carolina	2	14	0	.125
NFC WEST	W	L	T	Pct
Seattle	7	9	0	.438
St. Louis	7	9	0	.438
San Francisco	6	10	0	.375
Arizona	5	11	0	.313

* Wild Card for Playoffs

2009 SEASON (8-8 REGULAR SEASON, 0-0 PLAYOFFS) • 3RD PLACE AFC SOUTH

DATE	OPPONENT	SCORE	W/L	ATT
Sep. 10	at Pittsburgh	10-13*	L	65,110
Sep. 20	HOUSTON	31-34	L	69,143
Sep. 27	at NY Jets	17-24	L	75,863
Oct. 4	at Jacksonville	17-37	L	49,014
Oct. 11	INDIANAPOLIS	9-31	L	69,143
Oct. 18	at New England	0-59	L	68,756
Oct. 25	BYE			
Nov. 1	JACKSONVILLE	30-13	W	69,143
Nov. 8	at San Francisco	34-27	W	69,732
Nov. 15	BUFFALO	41-17	W	69,143
Nov. 23	at Houston	20-17	W	71,153
Nov. 29	ARIZONA	20-17	W	69,143
Dec. 6	at Indianapolis	17-27	L	66,321
Dec. 13	ST. LOUIS	47-7	W	69,143
Dec. 20	MIAMI	27-24*	W	69,143
Dec. 25	SAN DIEGO	17-42	L	69,143
Jan. 3	at Seattle	17-13	W	67,002
* Overtime				

	TITANS	OPP
Total First Downs	288	323
Rushing	115	89
Passing	154	210
Penalty	19	24
3rd Down: Made/Att	89/214	89/218
3rd Down Pct.	41.6	40.8
4th Down: Made/Att	12/22	12/17
4th Down Pct.	54.5	70.6
Possession Avg.	28:27	31:33
Total Net Yards	5623	5850
Avg. Per Game	351.4	365.6
Total Plays	990	1038
Avg. Per Play	5.7	5.6
Net Yards Rushing	2592	1711
Avg. Per Game	162.0	106.9
Total Rushes	499	402
Net Yards Passing	3031	4139
Avg. Per Game	189.4	258.7
Sacked/Yards Lost	15/73	32/224
Gross Yards	3104	4363
Att./Completions	476/271	604/404
Completion Pct.	56.9	66.9
Had Intercepted	15	20
Punts/Average	69/43.4	76/44.3
Net Punting Avg.	69/38.7	76/39.5
Penalties/Yards	98/821	94/724
Fumbles/Ball Lost	27/16	20/7
Touchdowns	39	48
Rushing	19	16
Passing	16	31
Returns	4	1

BY PERIODS	1	2	3	4	OT	PTS
Titans	77	103	67	104	3	354
Opponents	82	169	77	71	3	402

SCORING	TD	RU	PA	RT	PAT	FG	S	TP
Bironas	0	0	0	0	37/37	27/32	0	118
Johnson	16	14	2	0	0	0	0	98
Washington	6	0	6	0	0	0	0	36
Britt	3	0	3	0	0	0	0	18
Gage	3	0	3	0	0	0	0	18
Fuller	2	0	0	2	0	0	0	12
White	2	2	0	0	0	0	0	12
Young	2	2	0	0	0	0	0	12
Collins	1	1	0	0	0	0	0	6
Crumpler	1	0	1	0	0	0	0	6
Finnegan	1	0	0	1	0	0	0	6
Hood	1	0	0	1	0	0	0	6
Scaife	1	0	1	0	0	0	0	6
Titans	39	19	16	4	37/37	27/32	0	354
Opp.	48	16	31	1	46/47	22/27	0	402

2-Pt Conversions: Johnson, Titans 1-2, Opponents 1-1

FUM/Lost: Young 8/2, Mouton 4/2, Collins 3/2, Johnson 3/3, Hall 2/2, Britt 1/1, Crumpler 1/1, Finnegan 1/0, Pearman 1/1, Scaife 1/1, Washington 1/0, White 1/1

RUSHING	No	Yds	Avg	Lg	TD
Johnson	358	2006	5.6	91t	14
Young	55	281	5.1	44	2
White	64	222	3.5	11	2
Ringer	8	48	6.0	32	0
Collins	11	15	1.4	10t	1
Washington	2	15	7.5	14	0
Hall	1	5	5.0	5	0
Team	499	2592	5.2	91t	19
Opponents	402	1711	4.3	80t	16

PASSING	Att	Cmp	Pct	Yards	Yds/Att	TD	Int	Lg	Sk/Yds	Rating
Young	259	152	58.7	1879	7.25	10	7	66t	9/36	82.8
Collins	216	119	55.1	1225	5.67	6	8	69t	6/37	65.5
Johnson	1	0	0.0	0	0.00	0	0	---	0/0	39.6
Team	476	271	56.9	3104	6.52	16	15	69t	15/73	74.8
Opponents	604	404	66.9	4363	7.22	31	20	72t	32/224	91.2

RECEIVING	No	Yds	Avg	Lg	TD
Johnson	50	503	10.1	69t	2
Washington	47	569	12.1	35	6
Scaife	45	440	9.8	27	1
Britt	42	701	16.7	57	3
Gage	28	383	13.7	49	3
Crumpler	27	222	8.2	27	1
Hall	12	79	6.6	15	0
Cook	9	74	8.2	17	0
Hawkins	7	110	15.7	32	0
White	3	14	4.7	7	0
M. Jones	1	9	9.0	9	0
Team	271	3104	11.5	69t	16
Opponents	404	4363	10.8	72t	31

INTERCEPTIONS	No	Yds	Avg	Lg	TD
Finnegan	5	194	38.8	80	1
Hood	3	91	30.3	43	1
Fuller	3	71	23.7	45t	2
Bulluck	3	45	15.0	23	0
Hope	3	24	8.0	24	0
Harper	1	4	4.0	4	0
Griffin	1	3	3.0	3	0
McRath	1	1	1.0	1	0
Team	20	433	21.7	80	4
Opponents	15	121	8.1	26	0

PUNTING	No	Yds	Avg	Net	TB	In	Lg	B
Kern LG	64	2910	45.5	38.5	10	27	67	0
Kern TM	37	1665	45.0	41.4	4	18	67	0
Hodges TM	22	868	39.5	31.8	2	1	50	0
Hentrich	9	422	46.9	44.1	0	3	60	0
Bironas	1	40	40.0	40.0	0	0	40	0
Team	69	2995	43.4	38.7	6	22	67	0
Opponents	76	3364	44.3	39.5	7	32	64	0

PUNT RETURNS	No	FC	Yds	Avg	Lg	TD
Pearman	11	8	112	10.2	18	0
Kaesviharn	9	8	34	3.8	10	0
Mouton	6	3	37	6.2	15	0
Finnegan	4	1	14	3.5	11	0
M. Jones	3	2	23	7.7	15	0
Team	33	22	220	6.7	18	0
Opponents	29	17	208	7.2	37	0

KICKOFF RETURNS	No	Yds	Avg	Lg	TD
Britt	24	523	21.8	56	0
M. Jones	13	264	20.3	27	0
Ringer	9	181	20.1	25	0
Pearman	8	174	21.8	27	0
Griffin	6	143	23.8	31	0
Crumpler	3	20	6.7	15	0
McCourty	3	72	24.0	27	0
Hall	1	12	12.0	12	0
Mouton	1	14	14.0	14	0
Stevens	1	14	14.0	14	0
Team	69	1417	20.5	56	0
Opponents	71	1714	24.1	99t	1

FIELD GOALS	1-19	20-29	30-39	40-49	50+
Bironas	0/0	8/8	4/6	10/12	5/6
Team	0/0	8/8	4/6	10/12	5/6
Opponents	0/0	9/9	8/9	4/6	1/3

Bironas/Titans: (37N,31B,45G) (40G) (38G) (29G) (49G,43G,46G) () (48G,25G,45G) (21G,28G) (38G,60N,51G) (50G,49N,53G) (52G,24G) (20G) (27G,34G,36G,50G) (24G,46G) (46G) (47N,47G)
Opponents: (32G,33G) (38G,23G) (30G) (22G,50G,55N,33G) (23G) (39N,33G) () (40G,25G) (25G) (49N,26G,49N) (41G) (43G,52N,36G) () (23G,28G,45G) () (35G,20G)

SACKS
Ford 5.5, T. Brown 5, Hayes 4, J. Jones 4, Vanden Bosch 3, Hope 2, Tulloch 2, Fuller 1, Griffin 1, Kearse 1, Marks 1, Thornton 1, (group) 1, Haye 0.5
Titans 32, Opponents 15

TACKLES (Solo-Assists-Total)
Tulloch 95-37-132, Bulluck 83-35-118, Griffin 62-46-108, Hope 70-25-95, Vanden Bosch 41-45-86, W. Hayes 51-31-82, Harper 69-8-77, Finnegan 57-19-76, Brown 36-25-61, Thornton 46-14-60, J. Haye 29-26-55, Vickerson 24-25-49, Ball 19-19-38, Ford 22-16-38, McRath 25-13-38, Fuller 25-8-33, McCourty 20-10-30, Marks 9-14-23, J. Jones 15-6-21, Hood 14-4-18, Mouton 9-8-17, Allred 6-9-15, Kaesviharn 10-3-13, Kearse 5-6-11, C. Williams 5-2-7, Amato 0-0-0, Keglal 0-0-0, Nickey 0-0-0
Team Totals: 847-454-1,301

USUAL STARTING LINEUP	
OFFENSE	
WR	Nate Washington (85)
LT	Michael Roos (71)
LG	Eugene Amano (54)
C	Kevin Mawae (68)
RG	Jake Scott (73)
RT	David Stewart (76)
TE	Bo Scaife (80)/Alge Crumpler (83)
WR	Justin Gage (12)
FB	Ahmad Hall (45)
QB	Vince Young (10)
RB	Chris Johnson (28)

DEFENSE	
LE	William Hayes (95)
LT	Jovan Haye (75)
RT	Tony Brown (97)
RE	Kyle Vanden Bosch (93)
LLB	David Thornton (50)
MLB	Stephen Tulloch (55)
RLB	Keith Bulluck (53)
LCB	Nick Harper (20)
RCB	Cortland Finnegan (31)
SS	Chris Hope (24)
FS	Michael Griffin (33)

SPECIALISTS	
K	Rob Bironas (2)
P	Brett Kern (6)

Pro Bowl
All-Pro
GM: Mike Reinfeldt; Head Coach: Jeff Fisher
Asst. Coaches: Mike Heimerdinger (off. coord.), Chuck Cecil (def. coord.), Dave McGinnis (asst. head coach/LB), Steve Watterson (asst. head coach/strength & conditioning), Earnest Byner (RB), Marty Galbraith (ST asst.), Fred Graves (WR), Tim Hauck (asst. secondary), Craig Johnson (QB), Dowell Loggains (off. qual. ctl.), Alan Lowry (ST), Mike Munchak (OL), Marcus Robertson (secondary), Rayna Stewart (def. asst./qual ctl.), Jim Washburn (DL), Richie Wessman (off. asst.), John Zernhelt (TE)

AMERICAN FOOTBALL CONFERENCE STANDINGS				
AFC EAST	W	L	T	PCT.
New England	10	6	0	.625
* N.Y. Jets	9	7	0	.563
Miami	7	9	0	.438
Buffalo	6	10	0	.375
AFC NORTH	W	L	T	Pct.
Cincinnati	10	6	0	.625
* Baltimore	9	7	0	.563
Pittsburgh	9	7	0	.563
Cleveland	5	11	0	.313
AFC SOUTH	W	L	T	PCT.
Indianapolis	14	2	0	.875
Houston	9	7	0	.563
Tennessee	8	8	0	.500
Jacksonville	7	9	0	.438
AFC WEST	W	L	T	PCT.
San Diego	13	3	0	.813
Denver	8	8	0	.500
Oakland	5	11	0	.313
Kansas City	4	12	0	.250

NATIONAL FOOTBALL CONFERENCE STANDINGS				
NFC EAST	W	L	T	PCT.
Dallas	11	5	0	.688
* Philadelphia	11	5	0	.688
N.Y. Giants	8	8	0	.500
Washington	4	12	0	.250
NFC NORTH	W	L	T	Pct.
Minnesota	12	4	0	.813
* Green Bay	11	5	0	.688
Chicago	7	9	0	.438
Detroit	2	14	0	.125
NFC SOUTH	W	L	T	PCT.
New Orleans	13	3	0	.813
Atlanta	9	7	0	.563
Carolina	8	8	0	.500
Tampa Bay	3	13	0	.188
NFC WEST	W	L	T	PCT.
Arizona	10	6	0	.625
San Francisco	8	8	0	.500
Seattle	5	11	0	.313
St. Louis	1	15	0	.063

* Wild Card for Playoffs

2008 SEASON (13-3 REGULAR SEASON, 0-1 PLAYOFFS) • 1ST PLACE AFC SOUTH

DATE	OPPONENT	SCORE	W/L	ATT
Sep. 7	JACKSONVILLE	17-10	W	69,143
Sep. 14	at Cincinnati	24-7	W	65,540
Sep. 21	HOUSTON	31-12	W	69,143
Sep. 28	MINNESOTA	30-17	W	69,143
Oct. 5	at Baltimore	13-10	W	71,131
Oct. 12	BYE			
Oct. 19	at Kansas City	34-10	W	74,200
Oct. 27	INDIANAPOLIS	31-21	W	69,143
Nov. 2	GREEN BAY	19-16*	W	69,143
Nov. 9	at Chicago	21-14	W	62,124
Nov. 16	at Jacksonville	24-14	W	65,258
Nov. 23	NY JETS	13-34	L	69,143
Nov. 27	at Detroit	47-10	W	60,112
Dec. 7	CLEVELAND	28-9	W	69,143
Dec. 14	at Houston	12-13	L	70,831
Dec. 21	PITTSBURGH	31-14	W	69,143
Dec. 28	at Indianapolis	0-23	L	66,721
Jan. 10	BALTIMORE	10-13	L	69,143

* Overtime

	TITANS	OPP
Total First Downs	268	276
Rushing	108	81
Passing	143	166
Penalty	17	29
3rd Down: Made/Att	78/216	79/226
3rd Down Pct.	36.1	35.0
4th Down: Made/Att	5/11	8/18
4th Down Pct.	45.5	44.4
Possession Avg.	29:09	30:51
Total Net Yards	5018	4698
Avg. Per Game	313.6	293.6
Total Plays	973	1022
Avg. Per Play	5.2	4.6
Net Yards Rushing	2199	1502
Avg. Per Game	137.4	93.9
Total Rushes	508	403
Avg. Per Play	4.3	3.7
Net Yards Passing	2819	3196
Avg. Per Game	176.2	199.8
Sacked/Yards Lost	12/83	44/262
Gross Yards	2902	3458
Att./Comp.	453/265	575/342
Completion Pct.	58.5	59.5
Had Intercepted	9	20
Punts/Average	87/42.8	87/42.3
Net Punting Avg.	36.5	36.2
Penalties/Yards	108/855	93/750
Fumbles/Ball Lost	18/8	28/11
Touchdowns	41	25
Rushing	12	12
Passing	13	12
Returns	4	1

BY PERIODS	1	2	3	4	OT	PTS
Titans	63	119	67	123	3	375
Opponents	49	87	34	64	0	234

SCORING	TD	RU	PA	RT	PAT	FG	S	TP
Bironas	0	0	0	0	40/40	29/33	0	127
White	15	15	0	0	0/0	0/0	0	90
Johnson	10	9	1	0	0/0	0/0	0	60
Gage	6	0	6	0	0/0	0/0	0	36
Hall	2	0	2	0	0/0	0/0	0	14
Scaife	2	0	2	0	0/0	0/0	0	12
Griffin	1	0	2	1	0/0	0/0	0	6
Ball	1	0	0	1	0/0	0/0	0	6
Jones	1	0	1	0	0/0	0/0	0	6
Finnegan	1	0	0	1	0/0	0/0	0	6
Bulluck	1	0	0	1	0/0	0/0	0	6
Crumpler	1	0	1	0	0/0	0/0	0	6
Titans	41	24	13	4	40/40	29/33	0	375
Opponents	25	12	12	1	24/24	20/30	0	234

2-point conversions: Hall, Titans 1-1, Opponents 0-1

FUM/Lost: Collins 5/1, Carr 2/0, McCareins 2/2, Young 2/0, Crumpler 1/0, Hall 1/1, Hentrich 1/1, C. Johnson 1/1, Mawae 1/1, Scaife 1/0, White 1/1

RUSHING	No	Yds	Avg	Lg	TD
Johnson	251	1228	4.9	66t	9
White	200	773	3.9	80t	15
Ganther	9	61	6.8	22	0
Collins	25	49	2.0	17	0
Jones	2	35	17.5	28	0
Young	8	27	3.4	8	0
Hall	8	21	2.6	6	0
McCareins	2	8	4.0	4	0

PASSING	Att	Cmp	Pct	Yards	Yds/Att	TD	Int	Lg	Sk/Yds	Rating
K.Collins	415	242	58.3	2676	6.4	12	7	56t	8/60	80.2
V.Young	36	22	61.1	219	6.1	1	2	54	3/13	64.5
C.Simms	2	1	50.0	7	3.5	0	0	7	1/10	78.8
Titans	453	265	58.5	2902	6.4	13	9	56t	12/83	78.8
Opponents	575	342	59.5	3458	6.0	12	20	65	44/262	69.2

Henry	1	3	3.0	3	0
Hentrich	2	-6	-3.0	0	0
Titans	508	2199	4.3	80t	24
Opponents	403	1502	3.7	61t	12

RECEIVING	No	Yds	Avg	Lg	TD
Scaife	58	561	9.7	44	2
Johnson	43	260	6.0	25	1
Jones	41	449	11.0	40	1
Gage	34	651	19.1	56t	6
McCareins	30	412	13.7	37	0
Crumpler	24	257	10.7	28	1
Hall	13	138	10.6	54	2
Hawkins	7	68	9.7	19	0
Ganther	6	43	7.2	15	0
White	5	16	3.2	7	0
Davis	2	31	15.5	21	0
Stevens	1	9	9.0	9	0
Williams	1	7	7.0	7	0
Titans	265	2902	11.0	56t	13
Opponents	342	3458	10.1	65	12

INTERCEPTIONS	No	Yds	Avg	Lg	TD
Griffin	7	172	24.6	83t	1
Finnegan	5	100	20.0	99t	1
Hope	4	53	13.3	39	0
Harper	2	11	5.5	15.0	0
Ball	1	15	15.0	15t	1
Carr	1	0	0.0	0	0
Titans	20	351	17.6	99t	3
Opponents	9	88	9.8	33	0

PUNTING	No	Yds	Avg	Net	TB	In	Lg	B
Hentrich	87	3725	42.8	36.5	13	27	75	0
Titans	87	3725	42.8	36.5	13	27	75	0
Opponents	87	3676	42.3	36.2	10	28	66	1

PUNT RETURNS	No	FC	Yds	Avg	Lg	TD
Carr	32	20	323	10.1	44	0
Davis	2	1	6	3.0	9	0
Titans	34	21	329	9.7	44	0
Opponents	32	20	290	9.1	34	0

KICKOFF RETURNS	No	Yds	Avg	Lg	TD
Carr	35	984	28.1	52	0
Hawkins	7	130	18.6	23	0
Davis	4	119	29.8	33	0
Griffin	2	32	16.0	28	0
Hall	2	21	10.5	13	0
Johnson	1	17	17.0	17	0
Stevens	1	16	16.0	16	0
Titans	52	1319	25.4	52	0
Opponents	61	1524	25.0	59	0

FIELD GOALS	1-19	20-29	30-39	40-49	50+
Bironas	0-0	6-6	7-7	15-19	1-1
Titans	0-0	6-6	7-7	15-19	1-1
Opponents	0-0	9-10	6-10	4-8	1-2

Bironas/Titans: (47G) (34G) (44G) (20G, 32G, 49G) (35G, 26G) (49G, 46G) (34G, 44G, 43N, 48G) (31G, 25G, 22G, 47N, 41G) (49N) (32G) (43G, 49G) (49G, 41G, 45G, 43G) () (26G, 23G, 51G, 34G,) (42G) (48N)
Opponents: (37N,27G) (37N) (44G, 24G) (42G, 48N) (38G, 45N) (39N, 50N, 26G) () (23G, 25G, 38G) (48B) () (20G, 30G) (53G) (47G, 41G, 44N, 39G) (32G, 26N, 24G) (33N) (28G, 21G, 38G)

SACKS
Haynesworth 8.5, Ford 7, J. Jones 5, Ball 4.5, Vanden Bosch 4.5, Brown 4, Kears 3.5, Vickerson 1.5, Finnegan 1, Griffin 1, Hayes 1, Hope 1, Tulloch 1, Bulluck 0.5
Titans 44, Opponents 12

TACKLES (Solo-Assists-Total)
Bulluck 83-37-120, Tulloch 62-36-98, Hope 71-22-93, Thornton 63-30-93, Griffin 49-32-81, Harper 70-10-80, Finnegan 61-18-79, Haynesworth 45-30-75, Brown 41-32-73, Ball 22-29-51, Jones 28-21-49, Kears 35-13-48, Vanden Bosch 16-30-46, Ford 27-18-45, Fuller 35-8-43, Carr 24-9-33, Fowler 14-13-27, Vickerson 10-13-23, Hayes 13-8-21, King 9-1-10, Allred 7-1-8, Nickey 3-3-6, Kegl 3-2-5, Stamer 1-1-2, Amato 0-0-0, Gordon 0-0-0, Hill 0-0-0, Williams 0-0-0
Team Totals: 792-417-1209

USUAL STARTING LINEUP

OFFENSE
WR Justin McCareins (19)
LT Michael Roos (71)
LG Eugene Amano (54)
C Kevin Mawae (68)
RG Jake Scott (73)
RT David Stewart (76)
TE Alge Crumpler (83)
WR Justin Gage (12)
FB Ahmad Hall (45)
QB Kerry Collins (5)
RB Chris Johnson (28)

DEFENSE
LE Jevon Kearse (90)
LT Tony Brown (97)
RT Albert Haynesworth (92)
RE Kyle Vanden Bosch (93)
LLB David Thornton (50)
MLB Stephen Tulloch (55)
RLB Keith Bulluck (53)
LCB Nick Harper (20)
RCB Cortland Finnegan (31)
SS Chris Hope (24)
FS Michael Griffin (33)

SPECIALISTS
K Rob Bironas (2)
P Craig Hentrich (15)

Pro Bowl
All-Pro

GM: Mike Reinfeldt; Head Coach: Jeff Fisher
Asst. Coaches: Mike Heimerdinger (off. coord.), Jim Schwartz (def. coord.), Dave McGinnis (asst. head coach/LB), Bart Andrus (off. asst.), Matt Burke (def. asst./qual. ctl.), Earnest Byner (RB), Chuck Cecil (DB), Marty Galbraith (ST asst.), Fred Graves (WR), Craig Johnson (QB), Dowell Loggains (off. qual. ctl.), Alan Lowry (ST), Mike Munchak (OL), Marcus Robertson (asst. secondary), Jim Washburn (DL), Steve Watterson (asst. head coach/strength & conditioning), John Zernhelt (TE)

AMERICAN FOOTBALL CONFERENCE STANDINGS

AFC EAST	W	L	T	PCT.
Miami	11	5	0	.688
New England	11	5	0	.688
N.Y. Jets	9	7	0	.563
Buffalo	7	9	0	.438
AFC NORTH	W	L	T	Pct.
Pittsburgh	12	4	0	.750
* Baltimore	11	5	0	.688
Cincinnati	4	11	0	.281
Cleveland	4	12	0	.250
AFC SOUTH	W	L	T	PCT.
Tennessee	13	3	0	.813
* Indianapolis	12	4	0	.750
Houston	8	8	0	.500
Jacksonville	5	11	0	.313
AFC WEST	W	L	T	PCT.
San Diego	8	8	0	.500
Denver	8	8	0	.500
Oakland	5	11	0	.313
Kansas City	2	14	0	.125

NATIONAL FOOTBALL CONFERENCE STANDINGS

NFC EAST	W	L	T	PCT.
N.Y. Giants	12	4	0	.750
* Philadelphia	9	6	1	.594
Dallas	9	7	0	.563
Washington	8	8	0	.500
NFC NORTH	W	L	T	Pct.
Minnesota	10	6	0	.625
Chicago	9	7	0	.563
Green Bay	6	10	0	.375
Detroit	0	16	0	.000
NFC SOUTH	W	L	T	PCT.
Carolina	12	4	0	.750
* Atlanta	11	5	0	.688
Tampa Bay	9	7	0	.563
New Orleans	8	8	0	.500
NFC WEST	W	L	T	PCT.
Arizona	9	7	0	.563
San Francisco	7	9	0	.438
Seattle	4	12	0	.250
St. Louis	2	14	0	.125

* Wild Card for Playoffs

2007 SEASON (10-6 REGULAR SEASON, 0-1 PLAYOFFS) • 3RD PLACE AFC SOUTH

DATE	OPPONENT	SCORE	W/L	ATT
Sep. 9	at Jacksonville	13-10	W	65,437
Sep. 16	INDIANAPOLIS	20-22	L	69,143
Sep. 24	at New Orleans	31-14	W	70,002
Sep. 30	BYE			
Oct. 7	ATLANTA	20-13	W	69,143
Oct. 14	at Tampa Bay	10-13	L	65,347
Oct. 21	at Houston	38-36	W	70,734
Oct. 28	OAKLAND	13-9	W	69,143
Nov. 4	CAROLINA	20-7	W	69,143
Nov. 11	JACKSONVILLE	13-28	L	69,143
Nov. 19	at Denver	20-34	L	76,590
Nov. 25	at Cincinnati	6-35	L	65,489
Dec. 2	HOUSTON	28-20	W	69,143
Dec. 9	SAN DIEGO	17-23*	L	69,143
Dec. 16	at Kansas City	26-17	W	74,976
Dec. 23	N.Y. JETS	10-6	W	69,143
Dec. 30	at Indianapolis	16-10	W	57,202
Jan. 6	at San Diego	6-17	L	65,640

* Overtime

	TITANS	OPP
Total First Downs	306	268
Rushing	118	80
Passing	171	165
Penalty	17	23
3rd Down: Made/Att	89/217	97/230
3rd Down Pct.	41.0	42.2
4th Down: Made/Att	2/11	8/16
4th Down Pct.	18.2	50.0
Possession Avg.	31:38	28:22
Total Net Yards	4987	4665
Avg. Per Game	311.7	291.6
Total Plays	1037	978
Avg. Per Play	4.8	4.8
Net Yards Rushing	2109	1478
Avg. Per Game	131.8	92.4
Total Rushes	543	369
Avg. Per Play	3.9	4.0
Net Yards Passing	2878	3187
Avg. Per Game	179.9	199.2
Sacked/Yards Lost	30/199	40/241
Gross Yards	3077	3428
Att./Comp.	464/288	569/349
Completion Pct.	62.1	61.3
Had Intercepted	17	22
Punts/Average	73/41.9	81/44.6
Net Punting Avg.	36.5	37.6
Penalties/Yards	101/773	90/745
Fumbles/Ball Lost	32/17	26/12
Touchdowns	28	35
Rushing	17	11
Passing	9	21
Returns	2	3

BY PERIODS	1	2	3	4	OT	PTS
Titans	59	64	98	80	0	301
Opponents	65	78	64	84	6	297

SCORING	TD	RU	PA	RT	PAT	FG	S	TP
Bironas	0	0	0	0	28/28	35/39	0	133
White	7	7	0	0	0/0	0/0	0	42
C.Brown	5	5	0	0	0/0	0/0	0	30
R.Williams	4	0	4	0	0/0	0/0	0	24
Young	3	3	0	0	0/0	0/0	0	18
Henry	2	2	0	0	0/0	0/0	0	12
Jones	2	0	2	0	0/0	0/0	0	12
Fuller	2	0	0	2	0/0	0/0	0	12
Gage	2	0	2	0	0/0	0/0	0	12
Scaife	1	0	1	0	0/0	0/0	0	6
Titans	28	17	9	2	28/28	35/39	0	301
Opponents	35	11	21	3	31/33	18/25	0	297

2-point conversions: Titans 0-0, Opponents 1-1

FUM/LOST: Young 10/3, Davis 6/3, White 5/5, Mawae 2/1, Scaife 2/2, Bell 1/1, C. Brown 1/1, Bulluck 1/0, Collins 1/1, Gage 1/0, Griffin 1/0, B. Jones 1/0, M. Williams (LG) 1/1

RUSHING	No	Yds	Avg	Lg	TD
White	303	1110	3.7	28	7
C.Brown	102	462	4.5	42	5
Young	93	395	4.2	21	3
Henry	31	119	3.8	24t	2
Jones	2	37	18.5	19	0
Davis	2	19	9.5	14	0
Hall	1	8	8.0	8	0
Barclay	1	3	3.0	3	0
Troupe	1	-1	-1.0	-1	0
Collins	3	-3	-1.0	-1	0
Hentrich	1	-8	-8.0	-8	0

PASSING	Att	Cmp	Pct	Yards	Yds/Att	TD	Int	Lg	Sk/Yds	Rating
Young	382	238	62.3	2546	6.7	9	17	73	25/157	71.1
Collins	82	50	61.0	531	6.5	0	0	46	5/42	79.9
Titans	464	268	62.1	3077	6.6	9	17	73	30/199	72.6
Opponents	569	349	61.3	3428	6.0	21	22	69t	40/241	74.5

Bell	1	-15	-15.0	-15	0
R.Williams	2	-17	-8.5	-6	0
Titans	543	2109	3.9	42	17
Opponents	369	1478	4.0	62t	11

RECEIVING	No	Yds	Avg	Lg	TD
Gage	55	750	13.6	73	2
R.Williams	55	719	13.1	48	4
Scaife	46	421	9.2	26	1
Moulds	32	342	10.7	46	0
Jones	21	248	11.8	35t	2
White	20	114	5.7	15	0
C.Brown	19	128	6.7	16	0
Hartstock	12	138	11.5	27	0
Hall	9	60	6.7	11	0
Henry	6	53	8.8	18	0
Troupe	5	47	9.4	13	0
Davis	5	38	7.6	13	0
Barclay	2	13	6.5	7	0
Ealy	1	6	6.0	6	0
Titans	288	3077	10.7	73	9
Opponents	349	3428	9.8	69t	21

INTERCEPTIONS	No	Yds	Avg	Lg	TD
Bulluck	5	63	12.6	35	0
Harper	3	62	20.7	32	0
Griffin	3	3	1.0	3	0
Fuller	2	137	68.5	76t	2
Hope	2	45	22.5	45	0
Lowry	2	18	9.0	17	0
Thornton	2	16	8.0	11	0
Finnegan	1	14	14.0	14	0
Hill	1	0	0.0	0	0
LaBoy	1	0	0.0	0	0
Titans	22	358	16.3	76t	2
Opponents	17	116	6.8	23	0

PUNTING	No	Yds	Avg	Net	TB	In	Lg	B
Hentrich	70	2939	42.0	36.5	6	24	66	0
Miller	3	121	40.3	37.0	0	1	52	0
Titans	73	3060	41.9	36.5	6	25	66	0
Opponents	81	3615	44.6	37.6	10	23	70	0

PUNT RETURNS	No	FC	Yds	Avg	Lg	TD
Davis	31	12	293	9.5	39	0
Jones	6	0	29	4.8	13	0
Barclay	3	1	34	11.3	19	0
Finnegan	2	3	11	5.5	9	0
Titans	42	16	367	8.7	39	0
Opponents	31	16	274	8.8	80t	1

KICKOFF RETURNS	No	Yds	Avg	Lg	TD
Griffin	18	422	23.4	48	0
Barclay	14	304	21.7	37	0
Henry	13	272	20.9	46	0
Davis	2	37	18.5	19	0
Troupe	2	21	10.5	12	0
Lowry	1	15	15.0	15	0
Hartsock	1	14	14.0	14	0
Cramer	1	13	13.0	13	0
Titans	52	1098	21.1	48	0
Opponents	58	1404	24.2	76	0

FIELD GOALS	1-19	20-29	30-39	40-49	50+
Bironas	0-0	10-12	12-12	9-10	4-5
Titans	0-0	10-12	12-12	9-10	4-5
Opponents	0-0	7-8	5-6	3-5	3-6
Bironas/Titans: (20G, 31G), (30G, 36G), (33G, 27N), (30G, 40G, 47N), (48G), (52G, 25G, 21G, 30G, 28G, 43G, 29G, 29G), (35G, 23G), (47G, 53G), (36G, 49G), (56G, 37G), (28G, 23G), (53N), (44G, 29N), (37G, 37G, 40G, 25G), (46G) (40G, 54G, 33G)					
Opponents: (22G), (22G, 39G, 20G, 36N), (), (32G, 53N, 28G, 48N, 50N), (23G, 43G), (), (50G, 43G, 54G), (40N), (), (21G, 39G), (26N), (45G, 50G), (20G), (36G), (51N), (37G)					

SACKS
Vanden Bosch 12.0, Odom 8.0, Haynesworth 6.0, LaBoy 6.0, T.Brown 4.0, Finnegan 1.0, Fuller 1.0, Nickey 1.0, Thornton 1.0
Titans 40.0, Opponents 30.0

TACKLES (Solo-Assists-Total)
Thornton 97-43-140, Vanden Bosch 65-50-115, Bulluck 75-34-109, Finnegan 84-25-109, T.Brown 46-37-83, Harper 75-5-80, Fowler 42-31-73, Haynesworth 41-28-69, Hope 39-21-60, Lowry 41-20-61, Griffin 34-15-49, Odom 24-20-44, Starks 21-18-39, Tulloch 28-8-36, Fuller 27-8-35, LaBoy 15-5-20, Hill 13-1-14, Fisher 5-4-9, Veal 4-4-8, King 5-2-7, Conover 2-2-4, Herndon 3-0-3, Vickerson 2-1-3, Gardner 1-0-1, Nickey 1-0-1, Simon 0-1-1, Amato 0-0-0, Mahelona 0-0-0, Woods 0-0-0
Team Totals: 790-383-1173

USUAL STARTING LINEUP	
OFFENSE	
WR	Roydell Williams (86)
LT	Michael Roos (71)
LG	Jacob Bell (60)
C	Kevin Mawae (68)
RG	Benji Olson (75)
RT	David Stewart (76)
TE	Bo Scaife (80)
WR	Justin Gage (12)
TE	Ben Hartsock (88)
QB	Vince Young (10)
RB	LenDale White (25)
DEFENSE	
LE	Antwan Odom (98)
LT	Tony Brown (97)
RT	Albert Haynesworth (92)
RE	Kyle Vanden Bosch (93)
LLB	David Thornton (50)
MLB	Ryan Fowler (52)
RLB	Keith Bulluck (53)
LCB	Nick Harper (20)
RCB	Cortland Finnegan (31)
SS	Chris Hope (24)
FS	Michael Griffin (33)
SPECIALISTS	
K	Rob Bironas (2)
P	Craig Hentrich (15)
Pro Bowl	
All-Pro	

GM: Mike Reinfeldt; Head Coach: Jeff Fisher
Asst. Coaches: Norm Chow (off. coord.), Jim Schwartz (def. coord.), Dave McGinnis (Asst. head coach/LB), Sherman Smith (Asst. head coach/RB), Matt Burke (def. asst.), Chuck Cecil (DB), Marty Galbraith (ST asst.), Fred Graves (WR), Craig Johnson (QB), Alan Lowry (ST), Mike Munchak (OL), Marcus Robertson (Asst. Secondary), Jim Washburn (DL), Steve Watterson (strength & rehab.), John Zernhelt (TE)

AMERICAN FOOTBALL CONFERENCE STANDINGS				
AFC EAST	W	L	T	PCT.
New England	16	0	0	1.000
Buffalo	7	9	0	.438
N.Y. Jets	4	12	0	.259
Miami	1	15	0	.063
AFC NORTH	W	L	T	Pct.
Pittsburgh	10	6	0	.625
Cleveland	10	6	0	.625
Cincinnati	7	9	0	.438
Baltimore	5	11	0	.313
AFC SOUTH	W	L	T	PCT.
Indianapolis	13	3	0	.813
* Jacksonville	11	5	0	.688
* Tennessee	10	6	0	.625
Houston	8	8	0	.500
AFC WEST	W	L	T	PCT.
San Diego	11	5	0	.688
Denver	7	9	0	.438
Kansas City	4	12	0	.250
Oakland	4	12	0	.250

NATIONAL FOOTBALL CONFERENCE STANDINGS				
NFC EAST	W	L	T	PCT.
Dallas	13	3	0	.667
* N.Y. Giants	10	6	0	.625
* Washington	9	7	0	.563
Philadelphia	8	8	0	.500
NFC NORTH	W	L	T	Pct.
Green Bay	13	3	0	.813
Minnesota	8	8	0	.500
Detroit	7	9	0	.438
Chicago	7	9	0	.438
NFC SOUTH	W	L	T	PCT.
Tampa Bay	9	7	0	.563
Carolina	7	9	0	.438
New Orleans	7	9	0	.438
Atlanta	4	12	0	.250
NFC WEST	W	L	T	PCT.
Seattle	10	6	0	.625
Arizona	8	8	0	.500
San Francisco	5	11	0	.313
St. Louis	3	13	0	.188

* Wild Card for Playoffs

2006 SEASON (8-8 REGULAR SEASON, 0-0 PLAYOFFS) • 2ND PLACE AFC SOUTH

DATE	OPPONENT	SCORE	W/L	ATT
Sep. 10	N.Y. JETS	16-23	L	69,143
Sep. 17	at San Diego	7-40	L	64,344
Sep. 24	at Miami	10-13	L	72,733
Oct. 1	DALLAS	14-45	L	69,143
Oct. 8	at Indianapolis	13-14	L	57,021
Oct. 15	at Washington	25-22	W	88,550
Oct. 22	BYE			
Oct. 29	HOUSTON	28-22	W	69,143
Nov. 5	at Jacksonville	7-37	L	66,524
Nov. 12	BALTIMORE	26-27	L	69,143
Nov. 19	at Philadelphia	31-13	W	69,232
Nov. 26	N.Y. GIANTS	24-21	W	69,143
Dec. 3	INDIANAPOLIS	20-17	W	69,143
Dec. 10	at Houston	26-20*	W	70,760
Dec. 17	JACKSONVILLE	24-17	W	69,143
Dec. 24	at Buffalo	30-29	W	54,765
Dec. 31	NEW ENGLAND	23-40	L	69,143
* Overtime				

	TITANS	OPP
Total First Downs	261	329
Rushing	105	121
Passing	133	181
Penalty	23	27
3rd Down: Made/Att	67/205	90/221
3rd Down Pct.	32.7	40.7
4th Down: Made/Att	7/17	10/17
4th Down Pct.	41.2	58.8
Possession Avg.	27:17	32:43
Total Net Yards	4810	5915
Avg. Per Game	300.6	369.7
Total Plays	945	1062
Avg. Per Play	5.1	5.6
Net Yards Rushing	2214	2313
Avg. Per Game	138.4	144.6
Total Rushes	469	506
Avg. Per Play	4.7	4.6
Net Yards Passing	2596	3602
Avg. Per Game	162.3	225.1
Sacked/Yards Lost	29/152	26/148
Gross Yards	2748	3750
Att./Comp.	447/226	530/335
Completion Pct.	50.6	63.2
Had Intercepted	19	17
Punts/Average	88/42.7	68/42.5
Net Punting Avg.	37.3	34.4
Penalties/Yards	94/803	102/906
Fumbles/Ball Lost	29/7	19/11
Touchdowns	36	46
Rushing	15	20
Passing	13	24
Returns	8	2

BY PERIODS	1	2	3	4	OT	PTS
Titans	52	87	81	98	6	324
Opponents	84	116	85	115	0	400

SCORING	TD	RU	PA	RT	PAT	FG	S	TP
Bironas	0	0	0	0	32/32	22/28	0	98
Henry	7	7	0	0	0/0	0/0	0	44
Young	7	7	0	0	0/0	0/0	0	44
A.Jones	4	0	0	4	0/0	0/0	0	24
B.Jones	4	0	4	0	0/0	0/0	0	24
Bennett	3	0	3	0	0/0	0/0	0	20
Scaife	3	1	2	0	0/0	0/0	0	18
Troupe	2	0	2	0	0/0	0/0	0	12
Wade	2	0	2	0	0/0	0/0	0	12
T.Brown	1	0	0	1	0/0	0/0	0	6
Bulluck	1	0	0	1	0/0	0/0	0	6
Hope	1	0	0	1	0/0	0/0	0	6
Finnegan	1	0	0	1	0/0	0/0	0	6
Titans	36	15	13	8	32/32	22/28	2	324
Opponents	46	20	24	2	41/44	27/33	0	400

2-point conversions: Bennett, Henry, Young,
Titans 3-3, Opponents 1-2

RUSHING	No	Yds	Avg	Lg	TD
Henry	270	1211	4.5	70t	7
Young	83	552	6.7	39t	7
White	61	244	4.0	26	0
C.Brown	41	156	3.8	21	0
Hall	7	21	3.0	11	0
Scaife	1	13	13.0	13t	1
A.Jones	2	8	4.0	7	0
Roby	1	3	3.0	3	0

PASSING	Att	Cmp	Pct	Yards	Yds/Att	TD	Int	Lg	Sk/Yds	Rating
Young	357	184	51.5	2199	6.2	12	13	53	25/129	66.7
Collins	90	42	46.7	549	6.1	1	6	36	4/23	42.3
Titans	447	226	50.6	2748	6.1	13	19	53	29/152	61.8
Opponents	530	335	63.2	3750	7.1	24	17	68t	26/148	86.0

B.Jones	1	3	3.0	3	0
Givens	1	3	3.0	3	0
Nickey	1	0	0.0	0	0
Titans	469	2214	4.7	70t	15
Opponents	506	2313	4.6	73	20

RECEIVING	No	Yds	Avg	Lg	TD
Bennett	46	737	16.0	39	3
Wade	33	461	14.0	25	2
Scaife	29	370	12.8	34	2
B.Jones	27	384	14.2	53	4
Henry	18	78	4.3	12	0
Hall	15	138	9.2	28	0
White	14	60	4.3	13	0
Troupe	13	150	11.5	32	2
R.Williams	8	121	15.1	20	0
Givens	8	104	13.0	27	0
Hartsock	6	68	11.3	23	0
A.Jones	2	31	15.5	17	0
Roby	2	28	14.0	21	0
Cramer	2	8	4.0	6	0
C.Brown	2	4	2.0	4	0
Wallace	1	6	6.0	6	0
Titans	226	2748	12.2	53	13
Opponents	335	3750	11.2	68t	24

INTERCEPTIONS	No	Yds	Avg	Lg	TD
Hope	5	105	21.0	61t	1
A.Jones	4	130	32.5	83t	1
Thompson	3	14	4.7	11	0
Hill	2	20	10.0	11	0
Sirmon	1	13	13.0	13	0
Bulluck	1	0	0.0	0	0
Tulloch	1	0	0.0	0	0
Titans	17	282	16.6	83t	2
Opponents	19	250	13.2	55t	2

PUNTING	No	Yds	Avg	Net	TB	In	Lg	B
Hentrich	88	3760	42.7	37.3	10	32	73	0
Titans	88	3760	42.7	37.3	10	32	73	0
Opponents	68	2888	42.5	34.4	4	18	61	1

PUNT RETURNS	No	FC	Yds	Avg	Lg	TD
A.Jones	34	3	440	12.9	90t	3
Wade	3	3	27	9.0	18	0
Titans	37	6	467	12.6	90t	3
Opponents	33	24	278	8.4	39	0

KICKOFF RETURNS	No	Yds	Avg	Lg	TD
Wade	50	1194	23.9	48	0
A.Jones	20	521	26.1	70	0
Scaife	4	64	16.0	18	0
Cramer	3	37	12.3	21	0
White	1	14	14.0	14	0
Hartsock	1	5	5.0	5	0
Titans	79	1835	23.2	70	0
Opponents	58	1263	21.8	52	0

FIELD GOALS	1-19	20-29	30-39	40-49	50+
Bironas	0-0	10-11	7-7	4-8	1-2
Titans	0-0	10-11	7-7	4-8	1-2
Opponents	1-1	10-11	6-10	10-10	0-1

Bironas/Titans: () () (51N, 22G) (33G, 39G) (22G, 47G) (32G, 26G, 30G) () () (21G, 41N, 43B) (36G) (48N, 49G) (25G, 60G) (41G, 33G) (44N, 27G) (42G, 20G, 30G) (25G, 23N, 27G, 27G) (18G, 34N, 30N) (28G, 31G, 35G, 44G) (40G, 30N, 39G) (26N, 43G) () () (27G) (47G, 21G, 39G) (27G, 40G) (42G, 38G) () (53N,20G) (49G, 46G) (43G) (21G, 36G, 45G, 21G, 24G) (28G, 26G, 33N)

SACKS
Vanden Bosch 6.5, LaBoy 3.5, Starks 3.0, Bulluck 2.5, Haynesworth 2.0, Finnegan 2.0, T.Brown 1.5, Mahelona 1.0, A.Jones 1.0, Bockwoldt 1.0, Odom 0.5, Smith 0.5, Sirmon 0.5, Tulloch 0.5
Titans 26.0, Opponents 29.0

TACKLES (Solo-Assists-Total)
Bulluck 107-54-161, Hope 99-29-128, Thornton 93-29-122, Vanden Bosch 67-51-118, Sirmon 67-38-105, Thompson 58-19-77, Smith 43-33-76, P.Jones 54-13-67, Hill 41-18-59, Haynesworth 34-25-59, Finnegan 47-10-57, LaBoy 31-26-57, Starks 36-20-56, T. Brown 33-18-51, Tulloch 23-14-37, Conover 12-9-21, Mahelona 12-9-21, Fuller 11-4-15, Odom 9-6-15, Bockwoldt 4-3-7, Scott 2-3-5, Woolfolk 4-0-4, Savage 2-2-4, Amato 2-1-3, Reynolds 2-0-2, Lowry 0-1-1
Team Totals: 893-435-1328

USUAL STARTING LINEUP	
OFFENSE	
WR	Brandon Jones (81)
LT	Michael Roos (71)
LG	Jacob Bell (60)
C	Kevin Mawae (68)
RG	Benji Olson (75)
RT	David Stewart (76)
TE	Bo Scaife (80)
WR	Drew Bennett (83)
FB	Ahmad Hall (45)
QB	Vince Young (10)
RB	Travis Henry (20)
DEFENSE	
LE	Kyle Vanden Bosch (93)
LT	Robaire Smith (98)
RT	Albert Haynesworth (92)
RE	Travis LaBoy (91)
LLB	David Thornton (50)
MLB	Peter Sirmon (59)
RLB	Keith Bulluck (53)
LCB	Reynaldo Hill (21)
RCB	Pacman Jones (32)
SS	Chris Hope (24)
FS	LaMont Thompson (28)

SPECIALISTS	
K	Rob Bironas (2)
P	Craig Hentrich (15)
Pro Bowl	
All-Pro	

GM: Floyd Reese; Head Coach: Jeff Fisher
Asst. Coaches: Norm Chow (off. coord.), Jim Schwartz (def. coord.), Dave McGinnis (Asst. head coach/LB), Sherman Smith (Asst. head coach/RB), Matt Burke (def. asst.), Chuck Cecil (S/nickel), Marty Galbraith (ST asst.), Craig Johnson (QB), Alan Lowry (ST), Mike Munchak (OL), Ray Sherman (WR), Jim Washburn (DL), Steve Watterson (strength & rehab.), Everett Withers (DB), John Zernhelt (TE)

AMERICAN FOOTBALL CONFERENCE STANDINGS				
AFC EAST	W	L	T	PCT.
New England	12	4	0	.750
* N.Y. Jets	10	6	0	.625
Buffalo	7	9	0	.438
Miami	6	10	0	.375
AFC NORTH	W	L	T	Pct.
Baltimore	13	3	0	.812
Cincinnati	8	8	0	.500
Pittsburgh	8	8	0	.500
Cleveland	4	12	0	.250
AFC SOUTH	W	L	T	PCT.
Indianapolis	12	4	0	.750
Tennessee	8	8	0	.500
Jacksonville	8	8	0	.500
Houston	6	10	0	.375
AFC WEST	W	L	T	PCT.
San Diego	14	2	0	.875
* Kansas City	9	7	0	.562
Denver	9	7	0	.562
Oakland	2	14	0	.125

NATIONAL FOOTBALL CONFERENCE STANDINGS				
NFC EAST	W	L	T	PCT.
Philadelphia	10	6	0	.625
* Dallas	9	7	0	.562
* N.Y. Giants	8	8	0	.500
Washington	5	11	0	.312
NFC NORTH	W	L	T	Pct.
Chicago	13	3	0	.812
Green Bay	8	8	0	.500
Minnesota	6	10	0	.375
Detroit	3	13	0	.188
NFC SOUTH	W	L	T	PCT.
New Orleans	10	6	0	.625
Carolina	8	8	0	.500
Atlanta	7	9	0	.438
Tampa Bay	4	12	0	.250
NFC WEST	W	L	T	PCT.
Seattle	9	7	0	.562
St. Louis	8	8	0	.500
San Francisco	7	9	0	.438
Arizona	5	11	0	.312

* Wild Card for Playoffs

2005 SEASON (4-12 REGULAR SEASON, 0-0 PLAYOFFS) • 3RD PLACE AFC SOUTH

DATE	OPPONENT	SCORE	W/L	ATT
Sep. 11	at Pittsburgh	7-34	L	62,931
Sep. 18	BALTIMORE	25-10	W	69,149
Sep. 25	at St. Louis	27-31	L	65,835
Oct. 2	INDIANAPOLIS	10-31	L	69,149
Oct. 9	at Houston	34-20	W	70,430
Oct. 16	CINCINNATI	23-31	L	69,149
Oct. 23	at Arizona	10-20	L	39,482
Oct. 30	OAKLAND	25-34	L	69,149
Nov. 6	at Cleveland	14-20	L	72,594
Nov. 13	BYE			
Nov. 20	JACKSONVILLE	28-31	L	69,149
Nov. 27	SAN FRANCISCO	33-22	W	69,149
Dec. 4	at Indianapolis	3-35	L	57,228
Dec. 11	HOUSTON	13-10	W	69,149
Dec. 18	SEATTLE	24-28	L	69,149
Dec. 24	at Miami	10-24	L	72,001
Jan. 1	at Jacksonville	13-40	L	65,485

* Overtime

	TITANS	OPP
Total First Downs	279	294
Rushing	72	89
Passing	191	180
Penalty	16	25
3rd Down: Made/Att	75/218	71/200
3rd Down Pct.	34.4	35.5
4th Down: Made/Att	9/31	7/11
4th Down Pct.	29.0	63.6
Possession Avg.	31:13	28:47
Total Net Yards	5122	5110
Avg. Per Game	320.1	319.4
Total Plays	1022	960
Avg. Per Play	5.0	5.3
Net Yards Rushing	1525	1894
Avg. Per Game	95.3	118.4
Total Rushes	397	449
Avg. Per Play	3.8	4.2
Net Yards Passing	3597	3216
Avg. Per Game	224.8	201.0
Sacked/Yards Lost	31/200	41/246
Gross Yards	3797	3462
Att./Comp.	594/358	470/296
Completion Pct.	60.3	63.0
Had Intercepted	14	9
Punts/Average	78/43.2	85/44.1
Net Punting Avg.	78/37.8	85/37.5
Penalties/Yards	125/1002	95/718
Fumbles/Ball Lost	27/12	20/11
Touchdowns	33	51
Rushing	8	12
Passing	20	33
Returns	5	6

BY PERIODS	1	2	3	4	OT	PTS
Titans	50	88	83	78	0	299
Opponents	79	132	108	102	0	421

SCORING	TD	RU	PA	RT	PAT	FG	S	TP
Bironas	0	0	0	0	30/32	23/29	0	99
Brown	7	5	2	0			0	42
Bennett	4	0	4	0			0	24
Troupe	4	0	4	0			0	24
B. Jones	2	0	2	0			0	12
Kinney	2	0	2	0			0	12
Odum	2	0	0	2			0	12
Payton	2	2	0	0			0	12
Scaife	2	0	2	0			0	12
R. Williams	2	0	2	0			0	12
Fleming	1	0	1	0			0	6
Hill	1	0	0	1			0	6
P. Jones	1	0	0	1			0	6
Kassell	1	0	0	1			0	6
McNair	1	1	0	0			0	6
Roby	1	0	1	0			0	6
Wade LG	1	0	0	1			0	6
Reynolds	0	0	0	0			1	2
Titans	33	8	20	5	30/32	23/29	1	299
Opponents	51	12	33	6	48/49	21/27	0	421

2-point conversions: Titans 0-1, Opponents 2-2

RUSHING	No	Yds	Avg	Lg	TD
Brown	224	851	3.8	38t	5
Henry	88	335	3.8	29	0
McNair	32	139	4.3	19	1
Payton	33	105	3.2	15	2
Mauck	7	39	5.6	12	0
Nash	6	32	5.3	8	0

PASSING	Att	Cmp	Pct	Yards	Yds/Att	TD	Int	Lg	Sk/Yds	Rating
McNair	476	292	61.3	3161	6.64	16	11	57	20/134	82.4
Volek	88	50	56.8	474	5.39	4	2	55t	9/45	77.6
Mauck	27	15	55.6	136	5.04	0	1	17	1/8	53.9
Hentrich	2	1	50.0	26	13.0	0	0	26	0/0	95.8
Bennett	1	0	0.0	0	0.0	0	0	0	0/0	39.6
P. Jones	0	0	---	0	---	0	0	---	1/13	---
Titans	594	358	60.3	3797	6.39	20	14	57	31/200	80.3
Opponents	470	296	63.0	3462	7.37	33	9	63t	41/246	100.7

Roby	2	16	8.0	11	0
Bennett	1	3	3.0	3	0
Volek	1	3	3.0	3	0
B. Jones	1	1	1.0	1	0
Wade LG	1	1	1.0	1	0
Wade TM	1	1	1.0	1	0
Hentrich	1	0	0.0	0	0
Titans	397	1525	3.8	38t	8
Opponents	449	1894	4.2	52	12

RECEIVING	No	Yds	Avg	Lg	TD
Bennett	58	738	12.7	55t	4
Kinney	55	543	9.9	27	2
Troupe	55	530	9.6	35	4
Scaife	37	273	7.4	19	2
Brown	25	327	13.1	57	2
B. Jones	23	299	13.0	38t	2
Calico	22	191	8.7	18	0
R. Williams	21	299	14.2	50t	2
Roby	21	289	13.8	32	1
Wade LG	14	120	8.6	17	0
Wade TM	4	40	10.0	15	0
Henry	13	117	9.0	42	0
Fleming	10	69	6.9	18	1
Payton	6	30	5.0	9	0
Nash	3	14	4.7	7	0
Guenther	2	13	6.5	8	0
Nickey	1	26	26.0	26	0
Small	1	6	6.0	6	0
Roos	1	-7	-7.0	-7	0
Titans	358	3797	10.6	57	20
Opponents	296	3462	11.7	63t	33

INTERCEPTIONS	No	Yds	Avg	Lg	TD
Hill	3	88	29.3	52t	1
Bulluck	2	16	8.0	16	0
Kassell	1	21	21.0	21t	1
Woolfolk	1	3	3.0	3	0
T. Williams	1	1	1.0	1	0
Thompson	1	0	0.0	0	0
Titans	9	129	14.3	52t	2
Opponents	14	293	20.9	85t	4

PUNTING	No	Yds	Avg	Net	TB	In	Lg	B
Hentrich	78	3371	43.2	37.8	14	21	59	0
Titans	78	3371	43.2	37.8	14	21	59	0
Opponents	85	3746	44.1	37.5	7	16	74	1

PUNT RETURNS	No	FC	Yds	Avg	Lg	TD
Wade LG	33	9	317	9.6	73t	1
P. Jones	29	8	272	9.4	52t	1
Thurman TM	9	5	31	3.4	11	0
B. Jones	5	0	75	15.0	32	0
Thompson	1	0	31	31.0	31	0
Ta. Williams	1	0	9	9.0	9	0
Titans	45	13	418	9.3	52t	1
Opponents	32	20	144	4.5	15	0

KICKOFF RETURNS	No	Yds	Avg	Lg	TD
P. Jones	43	1127	26.2	85	0
Roby	22	495	22.5	59	0
Payton	2	24	12.0	24	0
Thurman TM	2	42	21.0	25	0
Fleming	1	9	9.0	9	0
Titans	70	1697	24.2	85	0
Opponents	57	1290	22.6	50	0

FIELD GOALS	1-19	20-29	30-39	40-49	50+
Bironas	0/0	10/10	6/7	5/7	2/5
Titans	0/0	10/10	6/7	5/7	2/5
Opponents	1/1	6/6	9/14	5/5	0/1
Bironas/Titans: (47N) (39G, 29G, 47G) (41G, 39G) (34G, 38N) (52G, 58N, 49G) (24G, 29G, 47G) (53G) (39G, 24G) (50N) () (35G, 41G, 21G, 22G) (51N, 24G) (46N, 23G, 21G) (38G) (24G) ()					
Opponents: (44G, 27G) (30G) (46G) (20G) (32G, 38G, 43G, 47G) (52N, 21G) (33G, 24G) (22G, 32G) (37G, 19G, 39N) (31G) (34N) () (30G, 37B, 31N) (36B) (25G) (46G, 38G)					

SACKS
Vanden Bosch 12.5, LaBoy 6.5, Bulluck 5, Long 3.5, Haynesworth 3, Starks 3, Simon 2.5, Odum 2, Schobel 1, Thompson 1, Claus 0.5, Waddell 0.5
Titans 41, Opponents 31

TACKLES (Solo-Assists-Total)
Bulluck 106-44-150, Vanden Bosch 55-45-100, Simon 56-33-89, Kassell 56-33-89, Haynesworth 52-33-85, T. Williams 65-

18-83, Thompson 63-15-78, Starks 40-38-78, LaBoy 36-28-64, P. Jones 43-10-53, Woolfolk 42-10-52, Odum 28-22-50, Long 30-19-49, Hill 40-6-46, Claus 13-17-30, Boiman 13-15-28, Waddell 13-4-17, Reynolds 9-5-14, Schobel 7-4-11, Beckham 9-1-10, Sandy 1-1-2, Spencer 1-0-1, Nickey 1-0-1, Gardner 0-0-0, Fuller 0-0-0

Team Totals: 779-401-1180

USUAL STARTING LINEUP				
OFFENSE				
WR	Drew Bennett (83)			
LT	Brad Hopkins (72)			
LG	Zach Piller (69)			
C	Justin Hartwig (77)			
RG	Benji Olson (75)			
RT	Michael Roos (71)			
TE	Erron Kinney (88)			
WR	Brandon Jones (81)			
FB/TE	Troy Fleming (44)/Ben Troupe (84)			
QB	Steve McNair (9)			
RB	Chris Brown (29)			
DEFENSE				
LE	Kyle Vanden Bosch (93)			
LT	Randy Starks (90)			
RT	Albert Haynesworth (92)			
RE	Antwan Odum (98)			
LLB	Peter Sirmon (59)			
MLB	Brad Kassell (55)			
RLB	Keith Bulluck (53)			
LCB	Reynaldo Hill (21)			
RCB	Pacman Jones (32)			
SS	Tank Williams (25)			
FS	Lamont Thompson (28)			
SPECIALISTS				
K	Rob Bironas (2)			
P	Craig Hentrich (15)			
Pro Bowl				
All-Pro				
GM: Floyd Reese; Head Coach: Jeff Fisher				
Asst. Coaches: Norm Chow (off. coord.), Jim Schwartz (def. coord.), George Henshaw (asst. head coach/off.), Dave McGinnis (LB), Chuck Cecil (S/nickel), Marty Galbraith (ST asst.), Ned James (off. asst.), Craig Johnson (QB), Alan Lowry (ST), Mike Munchak (OL), Ray Sherman (WR), Sherman Smith (RB), Jim Washburn (DL), Steve Watterson (strength and conditioning), Everett Withers (DB)				
AMERICAN FOOTBALL CONFERENCE STANDINGS				
AFC EAST	W	L	T	PCT.
New England	10	6	0	.625
Miami	9	7	0	.562
Buffalo	5	11	0	.312
N.Y. Jets	4	12	0	.250
AFC NORTH	W	L	T	Pct.
Cincinnati	11	5	0	.688
* Pittsburgh	11	5	0	.688
Baltimore	6	10	0	.375
Cleveland	6	10	0	.375
AFC SOUTH	W	L	T	PCT.
Indianapolis	14	2	0	.875
* Jacksonville	12	4	0	.750
Tennessee	4	12	0	.250
Houston	2	14	0	.125
AFC WEST	W	L	T	PCT.
Denver	13	3	0	.812
Kansas City	10	6	0	.625
San Diego	9	7	0	.562
Oakland	4	12	0	.250
NATIONAL FOOTBALL CONFERENCE STANDINGS				
NFC EAST	W	L	T	PCT.
N.Y. Giants	11	5	0	.688
* Washington	10	6	0	.625
Dallas	9	7	0	.562
Philadelphia	6	10	0	.375
NFC NORTH	W	L	T	Pct.
Chicago	11	5	0	.688
Minnesota	9	7	0	.562
Detroit	5	11	0	.312
Green Bay	4	12	0	.250
NFC SOUTH	W	L	T	PCT.
Tampa Bay	11	5	0	.688
* Carolina	11	5	0	.688
Atlanta	8	8	0	.500
New Orleans	3	13	0	.188
NFC WEST	W	L	T	PCT.
Seattle	13	3	0	.812
St. Louis	6	10	0	.375
Arizona	5	11	0	.312
San Francisco	4	12	0	.250
* Wild Card for Playoffs				

DATE	OPPONENT	SCORE	W/L	ATT
Sep. 11	at Miami	17-7	W	69,987
Sep. 19	INDIANAPOLIS	17-31	L	68,932
Sep. 26	JACKSONVILLE	12-15	L	68,932
Oct. 3	at San Diego	17-38	L	54,006
Oct. 11	at Green Bay	48-27	W	70,420
Oct. 17	HOUSTON	10-20	L	68,932
Oct. 24	at Minnesota	3-20	L	64,108
Oct. 31	CINCINNATI	27-20	W	68,932
Nov. 7	BYE			
Nov. 14	CHICAGO	17-19*	L	68,932
Nov. 21	at Jacksonville	18-15	W	69,703
Nov. 28	at Houston	21-31	L	70,721
Dec. 5	at Indianapolis	24-51	L	57,278
Dec. 13	KANSAS CITY	38-49	L	68,932
Dec. 19	at Oakland	35-40	L	44,299
Dec. 25	DENVER	16-37	L	68,809
Jan. 2	DETROIT	24-19	W	68,809
* Overtime				

	TITANS				OPP	
Total First Downs	308				318	
Rushing	85				99	
Passing	200				189	
Penalty	23				30	
3rd Down: Made/Att	74/217				62/186	
3rd Down Pct.	34.1				33.3	
4th Down: Made/Att	12/27				9/12	
4th Down Pct.	44.4				75.0	
Possession Avg.	31:40				28:20	
Total Net Yards	5487				5724	
Avg. Per Game	342.9				357.8	
Total Plays	1053				977	
Avg. Per Play	5.2				5.9	
Net Yards Rushing	1871				1917	
Avg. Per Game	116.9				119.8	
Total Rushes	420				421	
Avg. Per Play	4.5				4.6	
Net Yards Passing	3616				3807	
Avg. Per Game	226.0				237.9	
Sacked/Yards Lost	44/317				32/220	
Gross Yards	3933				4027	
Att./Comp.	589/356				524/333	
Completion Pct.	60.4				63.5	
Had Intercepted	19				18	
Punts/Average	79/42.9				74/43.6	
Net Punting Avg.	79/38.2				74/38.8	
Penalties/Yards	110/923				95/774	
Fumbles/Ball Lost	33/12				22/12	
Touchdowns	41				52	
Rushing	12				18	
Passing	27				29	
Returns	2				5	
BY PERIODS	1	2	3	4	OT	PTS
Titans	106	111	49	78	0	344
Opponents	76	117	99	145	2	439

SCORING	TD	RU	PA	RT	PAT	FG	S	TP
Anderson	0	0	0	0	37/37	17/22	0	88
Bennett	11	0	11	0			0	66
Mason	7	0	7	0			0	42
Brown	6	6	0	0			0	36
A. Smith	4	4	0	0			0	24
Kinney	3	0	3	0			0	18
Fleming	2	0	2	0			0	12
Meier	2	0	2	0			0	12
McNair	1	1	0	0			0	8
Berlin	1	0	1	0			0	6
Bulluck	1	0	0	1			0	6
Thompson	1	0	0	1			0	6
Troupe	1	0	1	0			0	6
Volek	1	1	0	0			0	6
Elling TM	0	0	0	0	2/2	1/2	0	5
Hentrich	0	0	0	0	0/0	1/3	0	3
Titans	41	12	27	2	39/39	19/27	0	344
Opponents	52	18	29	5	50/50	23/28	3	439

RUSHING	No	Yds	Avg	Lg	TD
Brown	220	1067	4.9	52	6
A. Smith	137	509	3.7	43	4
McNair	23	128	5.6	23	1
Holcombe	17	62	3.6	20	0
Volek	11	50	4.5	14	1
Fleming	7	40	5.7	13	0
Bennett	1	12	12.0	12	0
Hentrich	1	8	8.0	8	0

PASSING	Att	Cmp	Pct	Yards	Y
Volek	357	218	61.1	2486	
McNair	215	129	60.0	1343	
Johnson	12	6	50.0	68	
Hentrich	4	2	50.0	10	
Bennett	1	1	100.0	26	
Titans	589	356	60.4	3933	
Opponents	524	333	63.5	4027	

Johnson	2	-2	-1.0	-1	0
Mason	1	-3	-3.0	-3	0
Titans	420	1871	4.5	52	12
Opponents	421	1917	4.6	55	18

RECEIVING	No	Yds	Avg	Lg	TD
Mason	96	1168	12.2	37t	7
Bennett	80	1247	15.6	48t	11
Troupe	33	329	10.0	33	1
Kinney	25	193	7.7	21	3
Meier	25	127	5.1	29	2
A. Smith	22	169	7.7	31	0
Berlin	20	278	13.9	31	1
Brown	20	147	7.4	21	0
Fleming	19	164	8.6	37	2
Holcombe	11	60	5.5	9	0
McAddley	2	38	19.0	36	0
Calico	2	13	6.5	9	0
Volek	1	0	0.0	0	0
Titans	356	3933	11.0	48t	27
Opponents	333	4027	12.1	62	29

INTERCEPTIONS	No	Yds	Avg	Lg	TD
Dyson	6	135	22.5	44	0
Thompson	4	77	19.3	37t	1
Bulluck	2	25	12.5	25	0
Woolfolk	1	25	25.0	25	0
Tank Williams	1	13	13.0	13	0
McGarrahan	1	11	11.0	11	0
Rolle	1	0	0.0	0	0
Waddell	1	0	0.0	0	0
Gardner	1	-1	-1.0	-1	0
Titans	18	285	15.8	44	1
Opponents	19	306	16.1	51t	2

PUNTING	No	Yds	Avg	Net	TB	In	Lg	B
Hentrich	73	3117	42.7	38.0	8	20	64	0
Elling TM	6	272	45.3	40.2	1	1	58	0
Titans	79	3389	42.9	38.2	9	21	64	0
Opponents	74	3223	43.6	38.8	9	24	66	0

PUNT RETURNS	No	FC	Yds	Avg	Lg	TD
Mason	24	12	93	3.9	13	0
Waddell	9	3	54	6.0	18	0
Berlin	7	1	26	3.7	13	0
Titans	40	16	173	4.3	20	0
Opponents	31	26	195	6.3	75t	1

KICKOFF RETURNS	No	Yds	Avg	Lg	TD
McAddley	18	849	22.3	45	0
Fleming	18	316	17.6	30	0
Waddell	17	342	20.1	33	0
Holcombe	3	26	8.7	14	0
Bennett	1	-8	-8.0	-8	0
Kinney	1	21	21.0	21	0
Schobel	1	12	12.0	12	0
Titans	79	1558	19.7	45	0
Opponents	69	1389	20.1	35	0

FIELD GOALS	1-19	20-29	30-39	40-49	50+
Anderson	0/0	4/5	4/4	9/12	0/1
Hentrich	0/0	0/0	0/0	0/0	1/3
Elling TM	0/0	1/1	0/1	0/0	0/0
Titans	0/0	5/6	4/5	9/12	1/4
Opponents	0/0	12/12	5/7	3/6	3/3

Anderson: () (39G) (26G, 40G) (24G) (36G, 38G, 42B) (40G) (40G) (23G, 45G) (33G) (41G) () (45G, 43B) (50N, 27G) (41N) (44G, 43G) (40G, 27B)

Henrich: () () () () () () () (58N, 52B) () () () () (50G) ()

Team: (33N, 22G) (39G) (26G, 40G) (24G) (36G, 38G, 42B) (40G) (40G) (23G, 45G) (58N, 33G, 52B) (41G) () (45G, 43B) (50N, 27G) (41N) (44G, 43G, 50G, 40G, 27B)

Opponents: (46N) (28G) () (31G) (39G, 53G) (21G, 50G) (29G, 29G) (28G, 50G) (39N, 29G) (35G, 48G, 44N) (29G, 41B) (47G, 20G, 37G) () (42G) (22G, 34G, 22G, 30G, 26G, 26G)

SACKS

Carter 6.0, Bulluck 5.0, Long 5.0, Starks 4.5, LaBoy 3.5, Hall 2.5, Odom 2.0, Haynesworth 1.0, Williams 1.0, Schulters 1.0, McGarrahan 0.5

Titans 32.0. Opponents 44.0

TACKLES (Solo-Assists-Total)

Bulluck 108-63-171, Kassell 83-45-128, Carter 40-42-82, Hall 42-30-72, Thompson 56-7-63, Haynesworth 39-23-62, Starks 28-25-53, Williams 42-10-52, Long 31-17-48, Odum 21-22-43, Dyson 34-6-40, Woolfolk 35-5-40, LaBoy 18-16-34, Nickey 28-6-34, Waddell 29-2-31, McGarrahan 26-3-29, Rolle 24-2-26, Ena

15-10-25, Boiman 7-17-24, Clauss 9-8-17, Schobel 10-5-15,
Calmus 11-4-15, Schulters 12-0-12, Gardner 9-1-10, Thomas
5-2-7, Reynolds 4-1-5, Beckham 5-0-5, Amato 3-1-4

Team Totals: 774-373-1,147

USUAL STARTING LINEUP

OFFENSE

WR	Derrick Mason (85)
LT	Brad Hopkins (72)
LG	Jacob Bell (60)
C	Justin Hartwig (77)
RG	Benji Olson (75)
RT	Fred Miller (71)
TE	Erron Kinney (88)
WR	Drew Bennett (83)
FB	Robert Holcombe (35)
QB	Steve McNair (9)/Billy Volek (7)
RB	Chris Brown (29)

DEFENSE

LE	Antwan Odom (98)
LT	Kevin Carter (93)
RT	Albert Haynesworth (92)
RE	Carlos Hall (97)
LLB	Rocky Boiman (50)
MLB	Brad Kassell (55)
RLB	Keith Bulluck (53)
LCB	Andre Dyson (22)
RCB	Samari Rolle (21)
SS	Tank Williams (25)
FS	Lamont Thompson (28)

SPECIALISTS

K	Gary Anderson (1)
P	Craig Hentrich (15)

Pro Bowl

All-Pro

GM: Floyd Reese; **Head Coach:** Jeff Fisher
Asst. Coaches: Mike Heimerdinger (off. coord.), Jim Schwartz (def. coord.), George Henshaw (asst. head coach/off.), Dave McGinnis (LB), Chuck Cecil (S/Nickel), Ned James (off. asst.), Craig Johnson (QB), Alan Lowry (ST), Mike Munchak (OL), Sherman Smith (RB), Steve Walters (WR), Jim Washburn (DL), Steve Watterson (strength & rehab.), Everett Withers (DB)

AMERICAN FOOTBALL CONFERENCE STANDINGS

AFC EAST	W	L	T	PCT.
New England	14	2	0	.875
* N.Y. Jets	10	6	0	.625
Buffalo	9	7	0	.562
Miami	4	12	0	.250
AFC NORTH	W	L	T	Pct.
Pittsburgh	15	1	0	.938
Baltimore	9	7	0	.562
Cincinnati	8	8	0	.500
Cleveland	4	12	0	.250
AFC SOUTH	W	L	T	PCT.
Indianapolis	12	4	0	.750
Jacksonville	9	7	0	.562
Houston	7	9	0	.438
Tennessee	5	11	0	.312
AFC WEST	W	L	T	PCT.
San Diego	13	3	0	.812
* Denver	10	6	0	.625
Kansas City	7	9	0	.438
Oakland	5	11	0	.312

NATIONAL FOOTBALL CONFERENCE STANDINGS

NFC EAST				
	W	L	T	PCT.
Philadelphia	13	3	0	.812
N.Y. Giants	6	10	0	.375
Dallas	6	10	0	.375
Washington	6	10	0	.375
NFC NORTH				
	W	L	T	Pct.
Green Bay	10	6	0	.625
* Minnesota	8	8	0	.500
Detroit	6	10	0	.375
Chicago	5	11	0	.312
NFC SOUTH				
	W	L	T	PCT.
Atlanta	11	5	0	.688
New Orleans	8	8	0	.500
Carolina	7	9	0	.438
Tampa Bay	5	11	0	.312
NFC WEST				
	W	L	T	PCT.
Seattle	9	7	0	.562
* St. Louis	8	8	0	.500
Arizona	6	10	0	.375
San Francisco	2	14	0	.125

* Wild Card for Playoffs

2003 SEASON (12-4 REGULAR SEASON, 1-1 PLAYOFFS) • 2ND PLACE AFC SOUTH

DATE

OPPONENT

SCORE

W/L

ATT

Sep. 7

OAKLAND

25-20

W

68,809

Sep. 14

at Indianapolis

7-33

L

59,999

Sep. 21

NEW ORLEANS

27-12

W

68,809

Sep. 28

at Pittsburgh

30-13

W

63,244

Oct. 5

at New England

30-38

L

68,436

Oct. 12

HOUSTON

38-17

W

68,809

Oct. 19

at Carolina

37-17

W

72,851

Oct. 26

at Jacksonville

30-17

W

55,918

Nov. 2

BYE

Nov. 9

MIAMI

31-7

W

68,809

Nov. 16

JACKSONVILLE

10-3

W

68,809

Nov. 23

at Atlanta

38-31

W

70,891

Dec. 1

at NY Jets

17-24

L

77,710

Dec. 7

INDIANAPOLIS

27-29

L

68,809

Dec. 14

BUFFALO

28-26

W

68,809

Dec. 21

at Houston

27-24

W

70,758

Dec. 28

TAMPA BAY

33-13

W

68,809

Jan. 3

at Baltimore

20-17

W

69,452

Jan. 10

at New England

14-17

L

68,436

* Overtime

TITANS

OPP

Total First Downs

310

275

Rushing

84

79

Passing

211

167

Penalty

15

29

3rd Down: Made/Att

86/211

51/184

3rd Down Pct.

40.8

27.7

4th Down: Made/Att

6/14

11/18

4th Down Pct.

42.9

61.1

Possession Avg.

32:52

27:08

Total Net Yards

5501

4901

Avg. Per Game

343.8

306.3

Total Plays

1013

926

Avg. Per Play

5.4

5.3

Net Yards Rushing

1623

1295

Avg. Per Game

101.4

80.9

Total Rushes

486

342

Avg. Per Play

3.3

3.8

Net Yards Passing

3878

3606

Avg. Per Game

242.4

225.4

Sacked/Yards Lost

25/153

38/223

Gross Yards

4031

3829

Att./Comp.

502/315

546/332

Completion Pct.

62.7

60.8

Had Intercepted

9

21

Punts/Average

71/43.9

78/42.2

Net Punting Avg.

71/37.8

78/35.9

Penalties/Yards

110/887

96/793

Fumbles/Ball Lost

24/12

21/13

Touchdowns

48

35

Rushing

11

10

Passing

30

20

Returns

7

5

BY PERIODS

1

2

3

4

OT

PTS

Titans

103

120

82

130

0

435

Opponents

52

75

75

122

0

324

SCORING

TD

RU

PA

RT

PAT

FG

S

TP

Anderson

0

0

0

0

42/42

27/31

0

123

Mason

8

0

8

0

0

48

McCareins

8

0

7

1

0

48

George

5

5

0

0

0

30

Calico

4

0

4

0

0

26

McNair

4

4

0

0

0

26

Bennett

4

0

4

0

0

24

Kinney

4

0

3

1

0

24

Holcombe

2

1

1

0

0

14

Hentrich

0

0

0

0

1/1

4/5

13

Dyson

2

0

0

2

0

12

Wycheck

2

0

2

0

0

12

Boiman

1

0

0

1

1

8

Berlin

1

0

1

0

0

6

Bulluck

1

0

0

1

0

6

Rolle

1

0

0

1

0

6

Volek

1

1

0

0

0

6

Nedney

0

0

0

0

0/1

1/1

0

3

Titans

48

11

30

7

43/44

32/37

1

435

Opponents

35

10

20

5

34/34

26/30

0

324

2-point conversions: Calico, McNair, Holcombe,

Titans 3-4, Opponents 0-1

RUSHING

No

Yds

Avg

Lg

TD

George

312

1031

3.3

27

5

Brown

56

221

3.9

28

0

Holcombe

63

201

3.2

21

1

McNair

38

138

3.6

23

4

McCareins

1

13

13.0

13

0

PASSING

Att

Cmp

Pct

Yards

Yds/Att

TD

Int

Lg

Sk/Yds

Rating

McNair

400

250

62.5

3215

8.04

24

7

73

19/108

100.4

Volek

69

44

63.8

545

7.90

4

1

50t

6/45

101.4

O'Donnell

27

18

66.7

232

8.59

2

1

34t

0/0

102.7

Hentrich

5

2

40.0

25

5.00

0

0

15

0/0

56.3

Bennett

1

1

100.0

14

14.00

0

0

14

0/0

118.8

Titans

502

315

62.7

4031

8.03

30

9

73

25/153

100.3

Opponents

546

332

60.8

3829

7.01

20

21

86t

38/223

78.2

RECEIVING

No

Yds

Avg

Lg

TD

Mason

95

1303

13.7

50t

8

McCareins

47

813

17.3

73

7

Kinney

41

381

9.3

28

3

Bennett

32

504

15.8

48

4

George

22

163

7.4

22

0

Holcombe

19

121

6.4

11

1

Calico

18

297

16.5

45

4

Wycheck

17

165

9.7

25

2

Meier

13

159

12.2

27

0

Brown

8

61

7.6

11

0

Berlin

1

50

50.0

50t

1

McGarrahan

1

10

10.0

10

0

McNair

1

4

4.0

4

0

Titans

315

4031

12.8

73

30

Opponents

332

3829

11.5

86t

20

INTERCEPTIONS

No

Yds

Avg

Lg

TD

Rolle

6

141

23.5

52

0

Dyson

4

62

15.5

51t

2

Boiman

2

70

35.0

60t

1

Calmus

2

26

13.0

15

0

Bulluck

2

9

4.5

9

0

Tank Williams

2

0

0.0

0

0

Woolfolk

1

4

4.0

4

0

Beckham

1

0

0.0

0

0

Kearse

1

0

0.0

0

0

Titans

21

312

14.9

60t

3

Opponents

9

264

29.3

95t

3

PUNTING

No

Yds

Avg

Net

TB

In

Lg

B

Hentrich

71

3117

43.9

37.8

8

26

58

0

Titans

71

3117

43.9

37.8

8

26

58

0

Opponents

78

3290

42.2

35.9

3

24

65

0

PUNT RETURNS

No

FC

Yds

Avg

Lg

TD

McCareins

29

17

330

11.4

58t

1

Mason

8

5

99

12.4

21

0

Titans

37

22

429

11.6

58t

1

Opponents

30

13

276

9.2

59t

1

KICKOFF RETURNS

No

Yds

Avg

Lg

TD

Schiffino

35

703

20.1

39

0

McCareins

13

256

19.7

25

0

Mason

5

106

21.2

34

0

Jackson

3

77

25.7

31

0

Berlin

4

73

18.3

25

0

Holcombe

4

38

9.5

20

0

Kinney

3

37

12.3

17

0

Meier

1

9

9.0

9

0

Titans

68

1299

19.1

39

0

Opponents

81

1521

18.8

71

0

FIELD GOALS

1-19

20-29

30-39

40-49

50+

Anderson

0/0

5/5

12/12

10/14

0/0

Hentrich

0/0

0/0

2/2

2/2

0/1

Nedney

0/0

0/0

0/0

0/0

1/1

Titans

0/0

5/5

14/14

12/16

1/2

Opponents

0/0

11/11

6/9

8/9

1/1

Anderson:

() ()

(22G, 43G)

()

(43G, 46N, 33G, 37G, 41G)

(33G)

(40G, 32G, 34G)

(43G, 43G, 33G)

(35G)

(33G, 48N)

(44N, 22G)

(35G)

(40G, 40G)

(29G, 39G, 41N)

(41G, 26G)

(37G, 33G, 43G, 23G)

Hentrich:

(49G, 34G, 33G)

() () ()

(48G)

() () () () ()

(52N)

() () () ()

Nedney:

() () () () () () () () () () () () () () ()

Opponents:

(47G, 47G)

(29G, 41G, 23G, 48G)

(31G)

(26G, 23G, 30N)

(34N, 39N, 48G)

(29G)

(53G)

(49G)

()

(44N, 39G)

(40G)

(27G)

(21G, 35G, 36G, 23G, 26G)

(27G, 32G)

(49G)

(27G, 33G)

SACKS

Kearse 9.5, Carter 5.5, Smith 4.5, Thomas 4.0, Bulluck 3.0, Hall 3.0, Haynesworth 2.5, Boiman 1.5, Calmus 1.0, Long 1.0, McGarrahan 0.0, Schulters 1.0, Tank Williams 0.5,

Titans 38.0, Opponents 25.0

TACKLES (Solo-Assists-Total)

Bulluck 110-61-171, Simon 76-65-141, Schulters 68-21-89, Tank Williams 58-23-81, Carter 49-30-79, Smith 36-37-73, Kearse 40-27-67, Hall 42-24-66, Dyson 54-10-64, Calmus 34-27-61, Boiman 26-29-55, Haynesworth 25-24-49, Kassell 23-18-41, Rolle 23-6-29, McGarrahan 20-7-27, Thomas 16-11-27,

USUAL STARTING LINEUP

OFFENSE

WR Derrick Mason (85)

TE Erron Kinney (88)

LT Brad Hopkins (72)

LG Zach Piller (69)

C Justin Hartwig (77)

RG Benji Olson (75)

RT Fred Miller (71)

TE Frank Wycheck (89)

WR Drew Bennett (83)

WR Justin McCareins (86)

QB Steve McNair (9)

RB Eddie George (27)

DEFENSE

LE Kevin Carter (93)

LT Robaire Smith (98)

RT Albert Haynesworth (92)

RE Jevon Kearse (90)

LLB Peter Simon (59)

MLB Rocky Calmus (54)

RLB Keith Bulluck (53)

LCB Andre Dyson (22)

RCB Samari Rolle (21)

SS Tank Williams (25)

FS Lance Schulters (31)

SPECIALISTS

K Gary Anderson (1)

P Craig Hentrich (15)

NFL Co-MVP: Steve McNair

Pro Bowl

All-Pro

GM: Floyd Reese; Head Coach: Jeff Fisher

Asst. Coaches: Mike Heimerdinger (off. coord.), Jim Schwartz (def. coord.), George Henshaw (asst. head coach/ off.), Gunther Cunningham (asst. head coach defense/LB), Chuck Cecil (def. asst.), Ned James (off. asst.), Craig Johnson (QB), Alan Lowry (ST), Mike Munchak (OL), Sherman Smith (RB), Steve Walters (WR), Jim Washburn (DL), Steve Watterson (strength & rehab.), Everett Withers (DB)

AMERICAN FOOTBALL CONFERENCE STANDINGS

AFC EAST

W

L

T

PCT.

New England

14

2

0

.875

Miami

10

6

0

.625

Buffalo

6

10

0

.375

N.Y. Jets

6

10

0

.375

AFC NORTH

W

L

T

Pct.

Baltimore

10

6

0

.625

Cincinnati

8

8

0

.500

Pittsburgh

6

10

0

.375

Cleveland

5

11

0

.312

AFC SOUTH

W

L

T

PCT.

Indianapolis

12

4

0

.750

* Tennessee

12

4

0

.750

Jacksonville

5

11

0

.312

Houston

5

11

0

.312

AFC WEST

W

L

T

PCT.

Kansas City

13

3

0

.812

* Denver

10

6

0

.625

Oakland

4

12

0

.250

San Diego

4

12

0

.250

NATIONAL FOOTBALL CONFERENCE STANDINGS

NFC EAST

W

L

T

PCT.

Philadelphia

12

4

0

.750

* Dallas

10

6

0

.625

Washington

5

11

0

.312

N.Y. Giants

4

12

0

.250

NFC NORTH

W

L

T

Pct.

Green Bay

10

6

0

.625

Minnesota

9

7

0

.562

Chicago

7

9

0

.438

Detroit

5

11

0

.312

NFC SOUTH

W

L

T

PCT.

Carolina

11

5

0

.688

New Orleans

8

8

0

.500

Tampa Bay

7

9

0

.438

Atlanta

5

11

0

.312

NFC WEST

W

L

T

PCT.

St. Louis

12

4

0

.750

* Seattle

10

6

0

.625

San Francisco

7

9

0

.438

Arizona

4

12

0

.250

* Wild Card for Playoffs

2002 SEASON (11-5 REGULAR SEASON, 1-1 PLAYOFFS) • 1ST PLACE AFC SOUTH

DATE	OPPONENT	SCORE	W/L	ATT
Sep. 8	PHILADELPHIA	27-24	W	68,804
Sep. 15	at Dallas	13-21	L	62,527
Sep. 22	CLEVELAND	28-31*	L	68,804
Sep. 29	at Oakland	25-52	L	58,719
Oct. 6	WASHINGTON	14-31	L	68,804
Oct. 13	JACKSONVILLE	23-14	W	68,804
Oct. 20	BYE			
Oct. 27	at Cincinnati	30-24	W	52,822
Nov. 3	at Indianapolis	23-15	W	56,752
Nov. 10	HOUSTON	17-10	W	68,804
Nov. 17	PITTSBURGH	31-23	W	68,804
Nov. 24	at Baltimore	12-13	L	69,365
Dec. 1	at N.Y. Giants	32-29*	W	78,640
Dec. 8	INDIANAPOLIS	27-17	W	68,804
Dec. 16	NEW ENGLAND	24-7	W	68,809
Dec. 22	at Jacksonville	28-10	W	51,033
Dec. 29	at Houston	13-3	W	70,694
Jan. 11	PITTSBURGH	34-31*	W	68,809
Jan. 19	at Oakland	24-41	L	62,544

* Overtime

	TITANS	OPP
Total First Downs	312	297
Rushing	112	75
Passing	182	197
Penalty	18	25
3rd Down: Made/Att	94/216	76/202
3rd Down Pct.	43.5	37.6
4th Down: Made/Att	9/16	9/18
4th Down Pct.	56.3	50.0
Possession Avg.	32:47	27:13
Total Net Yards	5272	4964
Avg. Per Game	329.5	310.3
Total Plays	1032	974
Avg. Per Play	5.1	5.1
Net Yards Rushing	1952	1424
Avg. Per Game	122.0	89.0
Total Rushes	511	372
Avg. Per Play	3.8	3.8
Net Yards Passing	3320	3540
Avg. Per Game	207.5	221.3
Sacked/Yards Lost	21/121	40/213
Gross Yards	3441	3753
Att./Comp.	500/306	562/339
Completion Pct.	61.2	60.3
Had Intercepted	15	18
Punts/Average	66/41.3	77/41.6
Net Punting Avg.	66/33.9	77/36.2
Penalties/Yards	112/891	99/853
Fumbles/Ball Lost	20/10	22/11
Touchdowns	42	40
Rushing	16	7
Passing	22	27
Returns	4	6

BY PERIODS	1	2	3	4	OT	PTS
Titans	76	127	67	94	3	367
Opponents	72	71	68	110	3	324

SCORING	TD	RU	PA	RT	PAT	FG	S	TP
Nedney	0	0	0	0	36/36	25/31	0	111
George	14	12	2	0			0	86
Mason	5	0	5	0			0	30
K. Dyson	4	0	4	0			0	24
Simon	4	1	3	0			0	24
McNair	3	3	0	0			0	20
Bennett	2	0	2	0			0	12
McCareins	2	0	2	0			0	12
Wycheck	2	0	2	0			0	12
Bulluck	1	0	0	1			0	6
Coady	1	0	0	1			0	6
A. Dyson	1	0	0	1			0	6
Green	1	0	1	0			0	6
Meier	1	0	1	0			0	6
Simmon	1	0	0	1			0	6
Titans	42	16	22	4	36/36	25/31	0	367
Opponents	40	7	27	6	36/36	14/21	0	324

2-Pt Conversions: George, McNair, Titans 2-6, Opponents 3-4

RUSHING	No	Yds	Avg	Lg	TD
George	343	1165	3.4	35	12
McNair	82	440	5.4	26	3
Holcombe	47	242	5.1	39	0
Green	21	71	3.4	12	0
McCareins	2	18	9.0	16	0
Simon	9	18	2.0	13	1
Hentrich	1	5	5.0	5	0

PASSING	Att	Cmp	Pct	Yards	Yds/Att	TD	Int	Lg	Sk/Yds	Rating
McNair	492	301	61.2	3387	6.88	22	15	55	21/121	84.0
O'Donnell	5	3	60.0	24	4.80	0	0	0	0/0	72.1
Wycheck	2	1	50.0	13	6.50	0	0	13	0/0	70.8
Hentrich	1	1	100.0	17	17.0	0	0	17	0/0	118.8
Titans	500	306	61.2	3441	6.88	22	15	55	21/121	83.9
Opponents	562	339	60.3	3753	6.68	27	18	75	40/213	82.8

Comella	1	0	0.0	0	0
O'Donnell	3	-3	-1.0	-1	0
K. Dyson	2	-4	-2.0	5	0
Titans	511	1952	3.8	39	16
Opponents	372	1424	3.8	42	7

RECEIVING	No	Yds	Avg	Lg	TD
Mason	79	1012	12.8	40	5
K. Dyson	41	460	11.2	40	4
Wycheck	40	346	8.7	19	2
George	36	255	7.1	14t	2
Bennett	33	478	14.5	53	2
McCareins	19	301	15.8	55	2
Simon	16	167	10.4	42t	3
Kinney	13	173	13.3	31	0
Holcombe	10	91	9.1	18	0
Comella	10	70	7.0	17	0
Green	7	57	8.1	21	1
Meier	1	17	17.0	17t	1
Berlin	1	14	14.0	14	0
Titans	306	3441	11.2	55	22
Opponents	339	3753	11.1	75	27

INTERCEPTIONS	No	Yds	Avg	Lg	TD
Schulters	6	56	9.3	28	0
Simmon	3	88	29.3	32t	1
A. Dyson	3	27	9.0	16t	1
Rolle	2	0	0.0	0	0
Coady	1	24	24.0	24t	1
Bulluck	1	5	5.0	5	0
Williams	1	0	0.0	0	0
Mitchell	1	-2	-2.0	-2	0
Titans	18	198	11.0	32t	3
Opponents	15	179	11.9	82t	2

PUNTING	No	Yds	Avg	Net	TB	In	Lg	B
Hentrich	65	2725	41.9	33.9	5	28	56	1
Titans	66	2725	41.3	33.9	5	28	56	1
Opponents	77	3202	41.6	36.2	10	22	61	1

PUNT RETURNS	No	FC	Yds	Avg	Lg	TD
Simon	13	6	113	8.7	30	0
Mason	9	12	60	6.7	21	0
McCareins	6	4	44	7.3	16	0
Titans	28	22	217	7.8	30	0
Opponents	28	19	390	13.9	83t	3

KICKOFF RETURNS	No	Yds	Avg	Lg	TD
Simon	20	371	18.6	29	0
Berlin	13	260	20.0	32	0
McCareins	13	300	23.1	48	0
Kinney	3	41	13.7	25	0
Green	1	10	10.0	10	0
Titans	50	982	19.6	48	0
Opponents	74	1482	20.0	54	0

FIELD GOALS	1-19	20-29	30-39	40-49	50+
Nedney	0/0	9/9	10/12	5/8	1/2
Titans	0/0	9/9	10/12	5/8	1/2
Opponents	1/2	3/3	5/7	4/6	1/3

Nedney: (33G, 47G) (37G, 53G) () () () (40G, 26G, 33G, 32N) (33G, 28G, 46G) (28G, 34G, 39G) (49N, 24G) (39N, 43G) (32G, 37G, 40G, 21G) (54N, 38G) (35G, 29G) (45N, 28G) (46N) (28G, 26G)
Opponents: (30G) () (52N, 33G) (28G) (31G) () (44G) (46N) (51G) (31N, 37N) (26G, 43G) (38G, 36G, 19G) (44G, 44N) () (24G) (50N, 19N, 42G)

SACKS
Carter 10.0, C. Hall 8.0, Ford 3.5, Smith 2.5, Kearsse 2.0, Schulters 2.0, Simon 2.0, Thornton 2.0, Williams 2.0, Bulluck 1.0, A. Dyson 1.0, Godfrey 1.0, Haynesworth 1.0, J. Thomas 1.0
Titans 40.0, Opponents 21.0

TACKLES (Solo-Assists-Total)
Bulluck (116-64-180), Simon (83-47-130), Schulters (75-19-94), Smith (41-32-73), Carter (42-29-71), Hall (43-27-70), Williams (55-14-69), A. Dyson (54-7-61), Haynesworth (31-24-55), Mitchell (40-11-51), Ford (24-21-45), Rolle (37-7-44), Godfrey (27-17-44), Thornton (21-23-44), Chamberlin (14-13-27), Echols (13-6-19), Thomas (11-5-16), Calmus (9-4-13), Aldridge (8-5-13), Coady (10-2-12), Kearsse (6-5-11), Morris (7-2-9), Boiman (1-5-6), Beckham (1-0-1), Kassell (0-1-1)
Team Totals: 769-390-1159

USUAL STARTING LINEUP

OFFENSE
WR Derrick Mason (85)
TE/FB Erron Kinney (88)/Greg Comella (33)
LT Brad Hopkins (72)
LG Zach Piller (69)
C Gennaro DiNapoli (64)
RG Benji Olson (75)
RT Fred Miller (71)
TE Frank Wycheck (89)
WR Kevin Dyson (87)
QB Steve McNair (9)
RB Eddie George (27)

DEFENSE
LE Kevin Carter (93)
LT John Thornton (78)
RT Henry Ford (92)
RE Carlos Hall (97)
LLB Peter Sirmon (59)
MLB Randall Godfrey (56)
RLB Keith Bulluck (53)
LCB Andre Dyson (22)
RCB Samari Rolle (21)
SS Tank Williams (25)
FS Lance Schulters (31)

SPECIALISTS
K Joe Nedney (6)
P Craig Hentrich (15)

Pro Bowl
All-Pro

GM: Floyd Reese; Head Coach: Jeff Fisher
Asst. Coaches: Mike Heimerdinger (off. coord.), Jim Schwartz (def. coord.), George Henshaw (asst. head coach/off.), Gunther Cunningham (asst. head coach defense/LB), Chuck Cecil (def. asst.), Ned James (off. asst.), Craig Johnson (QB), Alan Lowry (ST), Mike Munchak (OL), Sherman Smith (RB), Steve Walters (WR), Jim Washburn (DL), Steve Watterson (strength & rehab.), Everett Withers (DB)

AMERICAN FOOTBALL CONFERENCE STANDINGS

AFC EAST	W	L	T	PCT.
N.Y. Jets	9	7	0	.562
New England	9	7	0	.562
Miami	9	7	0	.562
Buffalo	8	8	0	.500
AFC NORTH	W	L	T	PCT.
Pittsburgh	10	5	1	.656
* Cleveland	9	7	0	.562
Baltimore	7	9	0	.438
Cincinnati	2	14	0	.125
AFC SOUTH	W	L	T	PCT.
Tennessee	11	5	0	.688
* Indianapolis	10	6	0	.625
Jacksonville	6	10	0	.375
Houston	4	12	0	.250
AFC WEST	W	L	T	PCT.
Oakland	11	5	0	.688
Denver	9	7	0	.562
San Diego	8	8	0	.500
Kansas City	8	8	0	.500

NATIONAL FOOTBALL CONFERENCE STANDINGS

NFC EAST	W	L	T	PCT.
Philadelphia	12	4	0	.750
* N.Y. Giants	10	6	0	.625
Washington	7	9	0	.438
Dallas	5	11	0	.312
NFC NORTH	W	L	T	Pct.
Green Bay	12	4	0	.750
Minnesota	6	10	0	.375
Chicago	4	12	0	.250
Detroit	3	13	0	.188
NFC SOUTH	W	L	T	PCT.
Tampa Bay	12	4	0	.750
* Atlanta	9	6	1	.594
New Orleans	9	7	0	.562
Carolina	7	9	0	.438
NFC WEST	W	L	T	PCT.
San Francisco	10	6	0	.625
St. Louis	7	9	0	.438
Seattle	7	9	0	.438
Arizona	5	11	0	.312

* Wild Card for Playoffs

2001 SEASON (7-9 REGULAR SEASON, 0-0 PLAYOFFS) • 3RD PLACE AFC CENTRAL (TIED)

DATE	OPPONENT	SCORE	W/L	ATT
Sep. 9	MIAMI	23-31	L	68,798
Sep. 23	at Jacksonville	6-13	L	65,994
Sep. 30	BYE			
Oct. 7	at Baltimore	7-26	L	69,494
Oct. 14	TAMPA BAY	31-28*	W	68,798
Oct. 21	at Detroit	27-24	W	76,940
Oct. 29	at Pittsburgh	7-34	L	63,763
Nov. 4	JACKSONVILLE	28-24	W	68,798
Nov. 12	BALTIMORE	10-16	L	68,798
Nov. 18	at Cincinnati	20-7	W	63,865
Nov. 25	PITTSBURGH	24-34	L	68,801
Dec. 2	at Cleveland	31-15	W	72,818
Dec. 9	at Minnesota	24-42	L	64,271
Dec.16	GREEN BAY	26-20	W	68,804
Dec. 22	at Oakland	13-10	W	61,934
Dec. 30	CLEVELAND	38-41	L	68,798
Jan. 6	CINCINNATI	21-23	L	68,798
* Overtime				

	TITANS	OPP
Total First Downs	288	300
Rushing	87	79
Passing	179	192
Penalty	22	29
3rd Down: Made/Att	98/233	74/212
3rd Down Pct.	42.1	34.9
4th Down: Made/Att	2/15	7/14
4th Down Pct.	13.3	50.0
Possession Avg.	31:29	28:31
Total Net Yards	5352	5515
Avg. Per Game	334.5	344.7
Total Plays	1026	996
Avg. Per Play	5.2	5.5
Net Yards Rushing	1794	1431
Avg. Per Game	112.1	89.4
Total Rushes	468	405
Avg. Per Play	3.8	3.5
Net Yards Passing	3558	4084
Avg. Per Game	222.4	255.3
Sacked/Yards Lost	43/309	32/175
Gross Yards	3867	4259
Att./Comp.	515/307	559/328
Completion Pct.	59.6	58.7
Had Intercepted	17	13
Punts/Average	85/42.0	82/41.3
Net Punting Avg.	85/37.0	82/35.7
Penalties/Yards	119/1025	88/832
Fumbles/Ball Lost	18/11	21/11
Touchdowns	39	46
Rushing	12	17
Passing	23	27
Returns	4	2

BY PERIODS	1	2	3	4	OT	PTS
Titans	84	73	90	86	3	336
Opponents	61	127	74	126	0	388

SCORING	TD	RU	PA	RT	PAT	FG	S	TP
Nedney	0	0	0	0	34/35	20/28	0	94
Mason	10	0	9	1			0	62
K. Dyson	7	0	7	0			0	44
George	5	5	0	0			0	30
McNair	5	5	0	0			0	30
Wycheck	4	0	4	0			0	24
Green	2	1	1	0			0	12
Mitchell	2	0	0	2			0	12
Bennett	1	0	1	0			0	8
Hicks	1	1	0	0			0	6
Kinney	1	0	1	0			0	6
Myers	1	0	0	1			0	6
Fisk	0	0	0	0			1	2
Titans	38	12	23	4	34/35	20/28	1	336
Opponents	46	17	27	2	44/44	22/29	0	388

2-point conversions: Mason, K. Dyson, Bennett, Titans 3-4, Opponents 1-2

RUSHING	No	Yds	Avg	Lg	TD
George	315	939	3.0	27	5
McNair	75	414	5.5	24	5
Hicks	56	341	6.1	51	1
Green	15	71	4.7	21	1
O'Donnell	6	28	4.7	15	0
Wycheck	1	1	1.0	1	0
Titans	468	1794	3.8	51	12
Opponents	405	1431	3.5	48t	17

PASSING	Att	Cmp	Pct	Yards	Yds/Att	TD	Int	Lg	Sk/Yds	Rating
McNair	431	264	61.3	3350	7.77	21	12	71t	37/251	90.2
O'Donnell	76	42	55.3	496	6.53	2	2	35t	6/58	73.1
Volek	3	0	0.0	0	0.00	0	0	0	0/0	39.6
Green	2	0	0.0	0	0.00	0	2	0	0/0	0.0
Hentrich	2	0	0.0	0	0.00	0	1	0	0/0	0
Wycheck	1	1	100.0	21	21.00	0	0	21	0/0	118.8
Titans	515	307	59.6	3867	7.51	23	17	71t	43/309	84.2
Opponents	559	328	58.7	4259	7.62	27	13	78	32/175	89.1

RECEIVING	No	Yds	Avg	Lg	TD
Mason	73	1128	15.5	71t	9
Wycheck	60	672	11.2	30	4
K. Dyson	54	825	15.3	68t	7
George	37	279	7.5	25	0
Kinney	25	263	10.5	24	1
Bennett	24	329	13.7	50	1
Green	12	64	5.3	10	1
Sanders	5	74	14.8	22	0
Hicks	5	22	4.4	9	0
McCareins	3	88	29.3	36	0
Meier	3	31	10.3	18	0
Natkin	2	42	21.0	27	0
Berlin	2	28	14.0	19	0
Coleman	1	19	19.0	19	0
Ours	1	3	3.0	3	0
Titans	307	3867	12.6	71t	23
Opponents	328	4259	13.0	78	27

INTERCEPTIONS	No	Yds	Avg	Lg	TD
A. Dyson	3	36	12.0	36	0
Rolle	3	3	1.0	3	0
Bulluck	2	21	10.5	21	0
Robinson	2	13	6.5	13	0
Godfrey	1	5	5.0	5	0
Booker	1	0	0.0	0	0
Favors	1	0	0.0	0	0
Titans	13	78	6.0	36	0
Opponents	17	163	9.6	45t	2

PUNTING	No	Yds	Avg	Net	TB	In	Lg	B
Hentrich	85	3567	42.0	37.0	8	28	70	0
Titans	85	3567	42.0	37.0	8	28	70	0
Opponents	82	3388	41.3	35.7	9	25	58	1

PUNT RETURNS	No	FC	Yds	Avg	Lg	TD
Mason	20	19	128	6.4	20	0
J. Walker	14	4	125	8.9	36	0
McCareins	2	0	29	14.5	18	0
Titans	36	23	282	7.8	36	0
Opponents	36	20	264	7.3	31	0

KICKOFF RETURNS	No	Yds	Avg	Lg	TD
Mason	34	748	22.0	101t	1
Berlin	13	253	19.5	32	0
Coleman	11	251	22.8	34	0
McCareins	4	70	17.5	21	0
J. Walker	3	33	11.0	19	0
Green	2	20	10.0	12	0
Bennett	1	11	11.0	11	0
Kinney	1	13	13.0	13	0
Long	1	10	10.0	10	0
Rolle	1	3	3.0	3	0
Titans	71	1413	19.9	101t	1
Opponents	57	1418	24.9	81	0

FIELD GOALS	1-19	20-29	30-39	40-49	50+
Nedney	0/0	6/6	5/5	8/15	1/2
Titans	0/0	6/6	5/5	8/15	1/2
Opponents	0/0	4/4	15/17	2/7	1/1

Nedney: (51G) (47N, 22G, 43G) (46N) (44G, 45G, 47N, 49G) (38G, 4G, 30G, 46G) (48N) (51N, 46G) (48N, 27G) (41G, 37G) (49G) (29G) (37G) (44N, 24G) (22G, 21G) (31G) () (37G) (37G) (35G, 37N, 39G) (26G, 25G) () (40B, 23G) (48N, 42G, 27G) (38G) (31G, 33G, 30G) () (39G, 47N, 37G) () (33G, 54G) (40N, 35G, 33N, 42N) (30G, 44G) (30G, 33G, 34G)

SACKS
Kearse 10.0, Evans 5.5, Fisk 2.5, Carter 2.0, Rolle 2.0, Smith 2.0, Favors 1.5, Morris 1.5, Bulluck 1.0, Chamberlin 1.0, Ford 1.0, Godfrey 1.0, Robinson 1.0
Titans 32.0, Opponents 43.0

TACKLES (Solo-Assists-Total)
Godfrey (79-32-111), Robinson (58-43-101) Phenix (63-24-87), Evans (53-24-77), Fisk (38-30-68), Kearse (39-25-64), Bulluck (35-29-64), Carter (39-22-61), Favors (34-27-61), A. Dyson (52-6-58), Rolle (52-4-56), Morris (34-12-46), Ford (24-20-44), Jenkins (12-3-15), Porter (26-5-31), Bishop (22-5-27), Mitchell (22-3-25), Salave'a (6-12-18), J. Walker (8-9-17), Smith (8-8-16), Chamberlin (12-3-15), Booker (6-2-8), Myers (2-2-4), Thomas (2-1-3), Green (1-0-1)
Team Totals: 751-352-1103

USUAL STARTING LINEUP	
OFFENSE	
WR	Derrick Mason (85)
TE/FB	Erron Kinney (88)
LT	Brad Hopkins (72)
LG	Zach Piller (69)
C	Bruce Matthews (74)
RG	Benji Olson (75)
RT	Fred Miller (71)
TE	Frank Wycheck (89)
WR	Kevin Dyson (87)
QB	Steve McNair (9)
RB	Eddie George (27)
DEFENSE	
LE	Kevin Carter (93)
LT	Josh Evans (91)
RT	Jason Fisk (97)
RE	Jevon Kearse (90)
LLB	Greg Favors (51)
MLB	Randall Godfrey (56)
RLB	Eddie Robinson (55)
LCB	Andre Dyson (22)
RCB	Samari Rolle (21)
SS	Aric Morris (28)
FS	Perry Phenix (35)

SPECIALISTS	
K	Joe Nedney (6)
P	Craig Hentrich (15)

Pro Bowl
All-Pro
GM: Floyd Reese; Head Coach: Jeff Fisher
Asst. Coaches: Mike Heimerdinger (off. coord.), Jim Schwartz (def. coord.), George Henshaw (asst. head coach/off.), Gunther Cunningham (asst. head coach defense/LB), Chuck Cecil (def. asst.), Craig Johnson (off. asst.), Alan Lowry (ST), Mike Munchak (OL), Sherman Smith (RB), Steve Walters (WR), Jim Washburn (DL), Steve Watterson (strength & rehab.), Everett Withers (DB)

AMERICAN FOOTBALL CONFERENCE STANDINGS				
AFC EAST	W	L	T	PCT.
New England	11	5	0	.688
* Miami	11	5	0	.688
* N.Y. Jets	10	6	0	.625
Indianapolis	6	10	0	.375
Buffalo	3	13	0	.188
AFC CENTRAL	W	L	T	Pct.
Pittsburgh	13	3	0	.812
* Baltimore	10	6	0	.625
Cleveland	7	9	0	.438
Tennessee	7	9	0	.438
Jacksonville	6	10	0	.375
Cincinnati	6	10	0	.375
AFC WEST	W	L	T	Pct.
Oakland	10	6	0	.625
Seattle	9	7	0	.562
Denver	8	8	0	.500
Kansas City	6	10	0	.375
San Diego	5	11	0	.312

NATIONAL FOOTBALL CONFERENCE STANDINGS				
NFC EAST	W	L	T	PCT.
Philadelphia	11	5	0	.688
Washington	8	8	0	.500
N.Y. Giants	7	9	0	.438
Arizona	7	9	0	.438
Dallas	5	11	0	.312
NFC CENTRAL	W	L	T	Pct.
Chicago	13	3	0	.812
* Green Bay	12	4	0	.750
* Tampa Bay	9	7	0	.562
Minnesota	5	11	0	.312
Detroit	2	14	0	.125
NFC WEST	W	L	T	Pct.
St. Louis	14	2	0	.875
* San Francisco	12	4	0	.750
New Orleans	7	9	0	.438
Atlanta	7	9	0	.438
Carolina	1	15	0	.062

* Wild Card for Playoffs

2000 SEASON (13-3 REGULAR SEASON, 0-1 PLAYOFFS) • 1ST PLACE AFC CENTRAL

DATE	OPPONENT	SCORE	W/L	ATT
Sep. 3	at Buffalo	13-16	L	77,492
Sep. 10	KANSAS CITY	17-14*	W	68,203
Sep. 17	BYE			
Sep. 24	at Pittsburgh	23-20	W	51,769
Oct. 1	NY GIANTS	28-14	W	68,341
Oct. 8	at Cincinnati	23-14	W	63,406
Oct. 16	JACKSONVILLE	27-13	W	68,498
Oct. 22	at Baltimore	14-6	W	69,200
Oct. 30	at Washington	27-21	W	83,472
Nov. 5	PITTSBURGH	9-7	W	68,498
Nov. 12	BALTIMORE	23-24	L	68,490
Nov. 19	CLEVELAND	24-10	W	68,498
Nov. 26	at Jacksonville	13-16	L	65,454
Dec. 3	at Philadelphia	15-13	W	65,639
Dec. 10	CINCINNATI	35-3	W	68,498
Dec. 17	at Cleveland	24-0	W	72,318
Dec. 25	DALLAS	31-0	W	68,498
Jan. 7	BALTIMORE	10-24	L	68,527

* Overtime

	TITANS	OPP
Total First Downs	299	215
Rushing	107	62
Passing	167	134
Penalty	25	19
3rd Down: Made/Att	97/228	68/221
3rd Down Pct.	42.5	30.8
4th Down: Made/Att	4/11	1/12
4th Down Pct.	36.4	8.3
Possession Avg.	33:48	26:12
Total Net Yards	5350	3814
Avg. Per Game	334.4	238.4
Total Plays	1036	908
Avg. Per Play	5.2	4.2
Net Yards Rushing	2085	1390
Avg. Per Game	130.3	86.9
Total Rushes	546	387
Net Yards Passing	3265	2424
Avg. Per Game	204.1	151.5
Sacked/Yards Lost	28/165	55/337
Gross Yards	3430	2761
Att./Comp.	462/286	466/242
Completion Pct.	61.9	51.9
Had Intercepted	16	17
Punts/Average	76/40.8	105/42.7
Net Punting Avg.	76/36.3	105/35.0
Penalties/Yards	107/870	97/778
Fumbles/Ball Lost	24/14	39/13
Touchdowns	38	20
Rushing	14	7
Passing	18	10
Returns	6	3

BY PERIODS	1	2	3	4	OT	PTS
Titans	65	111	75	92	3	346
Opponents	36	50	30	75	0	191

SCORING	TD	RU	PA	RT	PAT	FG	S	TP
Del Greco	0	0	0	0	37/38	27/33	0	118
George	16	14	2	0			0	96
Mason	6	0	5	1			0	36
Wycheck	4	0	4	0			0	24
Neal	2	0	2	0			0	12
Thigpen	2	0	2	0			0	12
Bulluck	1	0	0	1			0	6
K.Dyson	1	0	1	0			0	6
Ford	1	0	0	1			0	6
Godfrey	1	0	0	1			0	6
Kinney	1	0	1	0			0	6
Phenix	1	0	0	1			0	6
Rolle	1	0	0	1			0	6
Thomas	1	0	1	0			0	6
Hentrich	0	0	0	0	0/0	0/1	0	0
Titans	38	14	18	6	37/38	27/34	0	346
Opponents	20	7	10	3	20/20	17/22	0	191

2-point conversions: Titans 0-0, Opponents 0-0

RUSHING	No	Yds	Avg	Lg	TD
George	403	1509	3.7	35t	14
McNair	71	404	5.7	25	0
Thomas	61	175	2.9	20	0
Mason	1	1	1.0	1	0
Neal	1	-2	-2.0	-2	0
O'Donnell	9	-2	-2.2	4	0
Titans	546	2085	3.8	35t	14
Opponents	387	1390	3.6	80t	7

PASSING	Att	Cmp	Pct	Yards	Yds/Att	TD	Int	Lg	Sk/Yds	Rating
McNair	396	248	62.6	2847	7.19	15	13	56t	24/141	83.2
O'Donnell	64	36	56.3	530	8.28	2	3	67	3/23	74.3
Wycheck	2	2	100.0	53	26.50	1	0	30t	0/0	158.3
Titans	462	286	61.9	3430	7.42	18	16	67	28/165	83.2
Opponents	466	242	51.9	2761	5.92	10	17	48	55/337	62.0

RECEIVING	No	Yds	Avg	Lg	TD
Wycheck	70	636	9.1	26	4
Mason	63	895	14.2	34	5
George	50	453	9.1	24	2
Sanders	33	536	16.2	54	0
Kinney	19	197	10.4	19	1
Thigpen	15	289	19.3	56t	2
Pickens	10	242	24.2	67	0
Neal	9	31	3.4	8	2
Thomas	8	35	4.4	9t	1
Dyson	6	104	17.3	30t	1
Roan	3	12	4.0	6	0
Titans	286	3430	12.0	67	18
Opponents	242	2761	11.4	48	10

INTERCEPTIONS	No	Yds	Avg	Lg	TD
Rolle	7	140	20.0	81t	1
Sidney	3	19	6.3	19	0
Godfrey	2	25	12.5	24t	1
D. Walker	2	4	2.0	4	0
Phenix	1	87	87.0	87t	1
Bulluck	1	8	8.0	8t	1
Booker	1	2	2.0	2	0
Titans	17	285	16.8	87t	4
Opponents	16	236	14.8	42t	3

PUNTING	No	Yds	Avg	Net	TB	In	Lg	B
Hentrich	76	3101	40.8	36.3	9	33	67	0
Titans	76	3101	40.8	36.3	9	33	67	0
Opponents	105	4484	42.7	35.0	7	30	64	0

PUNT RETURNS	No	FC	Yds	Avg	Lg	TD
Mason	51	17	662	13.0	69t	1
Thigpen	1	1	9	9.0	9	0
D.Walker	1	0	0	0.0	0	0
Titans	53	18	671	12.7	69t	1
Opponents	28	21	160	5.7	20	0

KICKOFF RETURNS	No	Yds	Avg	Lg	TD
Mason	42	1132	27.0	66	0
Coleman	2	54	27.0	27	0
Leach	1	10	10.0	10	0
Neal	1	15	15.0	15	0
Thornton	1	16	16.0	16	0
Titans	47	1227	26.1	66	0
Opponents	76	1587	20.9	38	0

FIELD GOALS	1-19	20-29	30-39	40-49	50+
Del Greco	0/0	13/15	7/8	6/9	1/1
Hentrich	0/0	0/0	0/0	0/0	0/1
Titans	0/0	13/15	7/8	6/9	1/2
Opponents	0/0	5/5	6/8	6/7	0/2

Del Greco:(38G, 27G) (36G) (24G, 40G, 40G) (46N) (22G, 41G, 33N, 34G) (26G, 44N, 28G) () (46G, 21G) (21G, 24N, 31G, 29G) (23G, 43N) (22G) (30G, 38G, 28N) (26G, 42G, 22G, 44G, 50G) () (33G) (21G)
Hentrich: (60N) () () () () () () () () () () () () () () () ()
Opponents: (51N, 42G, 41G, 33G) (36N) (32G, 32G, 50N) () (35B, 46N) (23G, 45G) (21G, 38G) () () (45G) (38G) (27G, 20G, 38G) (23G, 40G) (45G) () ()
SACKS
Kearse 11.5, Holmes 8.0, Favors 5.5, Robinson 4.0, Salave'a 4.0, Thornton 4.0, Embray 3.5, Godfrey 3.0, Bishop 2.5, Smith 2.5, Fisk 2.0, Ford 2.0, Rolle 1.5, Killens 1.0
Titans 55.0, Opponents 28.0

TACKLES (Solo-Assists-Total)
Godfrey (97-72-169), Bishop (76-29-105), Robertson (62-30-92), Robinson (59-32-91), Kearse (53-31-84), Fisk (41-35-76), Holmes (44-29-73), Favors (37-24-61), Thornton (27-28-55), Ford (28-19-47), Salave'a (22-21-43), Walker (40-3-43), Rolle (27-15-42), Phenix (20-5-25), Sidney (15-6-21), Bulluck (13-8-21), Booker (11-9-20), Embray (7-9-16), Myers (8-3-11), McCullough (6-2-8), Smith (4-2-6), Chamberlin (0-2-2), Killens (2-0-2), Morris (0-1-1)
Team Totals: 693-416-1109

USUAL STARTING LINEUP

OFFENSE
WR Derrick Mason (85)
LT Brad Hopkins (72)
LG Bruce Matthews (74)
C Kevin Long (60)
RG Benji Olson (75)
RT Fred Miller (71)
TE Frank Wycheck (89)
WR Chris Sanders (81)
QB Steve McNair (9)
RB Eddie George (27)
FB Lorenzo Neal (41)

DEFENSE
LE Jevon Kearse (90)
LT John Thornton (78)
RT Jason Fisk (97)
RE Kenny Holmes (99)
LLB Greg Favors (51)
MLB Randall Godfrey (56)
RLB Eddie Robinson (55)
LCB Denard Walker (25)
RCB Samari Rolle (21)
SS Blaine Bishop (23)
FS Marcus Robertson (31)

SPECIALISTS
K Al Del Greco (3)
P Craig Hentrich (15)

Pro Bowl
All-Pro

GM: Floyd Reese; Head Coach: Jeff Fisher
Asst. Coaches: Mike Heimerdinger (off. coord.), Gregg Williams (def. coord.), George Henshaw (asst. head coach/off.), Jerry Gray (DB), Craig Johnson (off. asst.), Alan Lowry (ST), Mike Munchak (OL), Jim Schwartz (LB), Sherman Smith (RB), Ronnie Vinklearek (def. asst.), Steve Walters (WR), Jim Washburn (DL), Steve Watterson (strength & rehab.)

AMERICAN FOOTBALL CONFERENCE STANDINGS

AFC EAST	W	L	T	PCT.
Miami	11	5	0	.688
* Indianapolis	10	6	0	.625
N.Y. Jets	9	7	0	.563
Buffalo	8	8	0	.500
New England	5	11	0	.313
AFC CENTRAL	W	L	T	Pct.
Tennessee	13	3	0	.813
* Baltimore	12	4	0	.750
Pittsburgh	9	7	0	.563
Jacksonville	7	9	0	.438
Cincinnati	4	12	0	.250
Cleveland	3	13	0	.188
AFC WEST	W	L	T	Pct.
Oakland	12	4	0	.750
* Denver	11	5	0	.688
Kansas City	7	9	0	.438
Seattle	6	10	0	.375
San Diego	1	15	0	.063

NATIONAL FOOTBALL CONFERENCE STANDINGS

NFC EAST	W	L	T	PCT.
N.Y. Giants	12	4	0	.750
* Philadelphia	11	5	0	.688
Washington	8	8	0	.500
Dallas	5	11	0	.313
Arizona	3	13	0	.188
NFC CENTRAL	W	L	T	Pct.
Minnesota	11	5	0	.688
* Tampa Bay	10	6	0	.625
Green Bay	9	7	0	.563
Detroit	9	7	0	.563
Chicago	5	11	0	.313
NFC WEST	W	L	T	Pct.
New Orleans	10	6	0	.625
* St. Louis	10	6	0	.625
Carolina	7	9	0	.438
San Francisco	6	10	0	.375
Atlanta	4	12	0	.250

* Wild Card for Playoffs

1999 SEASON (13-3 REGULAR SEASON, 3-1 PLAYOFFS) • 2ND PLACE AFC CENTRAL

DATE	OPPONENT	SCORE	W/L	ATT
Sep. 12	CINCINNATI	36-35	W	65,272
Sep. 19	CLEVELAND	26-9	W	65,904
Sep. 26	at Jacksonville	20-19	W	61,502
Oct. 3	at San Francisco	22-24	L	67,447
Oct. 10	BALTIMORE	14-11	W	65,486
Oct. 17	at New Orleans	24-21	W	51,875
Oct. 24	BYE			
Oct. 31	ST. LOUIS	24-21	W	66,415
Nov. 7	at Miami	0-17	L	74,109
Nov. 14	at Cincinnati	24-14	W	46,017
Nov. 21	PITTSBURGH	16-10	W	66,619
Nov. 28	at Cleveland	33-21	W	72,008
Dec. 5	at Baltimore	14-41	L	67,854
Dec. 9	OAKLAND	21-14	W	66,357
Dec. 19	ATLANTA	30-17	W	66,196
Dec. 26	JACKSONVILLE	41-14	W	66,641
Jan. 2	at Pittsburgh	47-36	W	48,025
Jan. 8	BUFFALO	22-16	W	66,782
Jan. 16	at Indianapolis	19-16	W	57,097
Jan. 23	at Jacksonville	33-14	W	75,206
Jan. 30	ST. LOUIS	16-23	L	72,625

* Overtime

	TITANS	OPP
Total First Downs	294	300
Rushing	109	81
Passing	167	193
Penalty	18	26
3rd Down: Made/Att	83/217	70/200
3rd Down Pct.	38.2	35.0
4th Down: Made/Att	7/12	4/14
4th Down Pct.	58.3	28.6
Possession Avg.	31:30	28:30
Total Net Yards	5296	5245
Avg. Per Game	331.0	327.8
Total Plays	1011	994
Avg. Per Play	5.2	5.3
Net Yards Rushing	1811	1550
Avg. Per Game	113.2	96.9
Total Rushes	459	383
Net Yards Passing	3485	3695
Avg. Per Game	217.8	230.9
Sacked/Yards Lost	25/137	54/305
Gross Yards	3622	4000
Att./Comp.	527/304	557/312
Completion Pct.	57.7	56.0
Had Intercepted	13	16
Punts/Average	90/42.5	80/42.9
Net Punting Avg.	90/38.1	80/37.2
Penalties/Yards	114/1069	128/1010
Fumbles/Ball Lost	17/9	39/24
Touchdowns	46	39
Rushing	19	8
Passing	23	26
Returns	4	5

BY PERIODS	1	2	3	4	OT	PTS
Titans	113	97	85	97	0	392
Opponents	44	93	103	84	0	324

SCORING	TD	RU	PA	RT	PAT	FG	S	TP
Del Greco	0	0	0	0	43/43	21/25	0	106
E. George	13	9	4	0			0	78
McNair	8	8	0	0			0	48
Dyson	4	0	4	0			0	24
Thigpen	4	0	4	0			0	24
Neal	3	1	2	0			0	18
Roan	3	0	3	0			0	18
Byrd	2	0	2	0			0	12
Wycheck	2	0	2	0			0	12
Harris	1	0	1	0			0	8
Kearse	1	0	0	1			0	6
Mason	1	0	0	1			0	6
Mitchell	1	0	0	1			0	6
Sanders	1	0	1	0			0	6
Thomas	1	1	0	0			0	6
Walker	1	0	0	1			0	6
Thornton	0	0	0	0			1	2
Titans	46	19	23	4	43/43	21/25	4	392
Opponents	39	8	26	5	33/33	15/22	2	324

2-point conversions: Harris, Titans 1-3, Opponents 4-6

RUSHING	No	Yds	Avg	Lg	TD
E. George	320	1304	4.1	40	9
McNair	72	337	4.7	38	8
Thomas	43	164	3.8	22	1
Dyson	1	3	3.0	3	0
Hentrich	2	1	0.5	1	0

PASSING	Att	Cmp	Pct	Yards	Yds/Att	TD	Int	Lg	Sk/Yds	Rating
McNair	331	187	56.5	2179	6.58	12	8	65t	16/74	78.6
O'Donnell	195	116	59.5	1382	7.09	10	5	54t	9/63	87.6
Wycheck	1	1	100.0	61	61.00	1	0	61t	0/0	158.3
Titans	527	304	57.7	3622	6.87	23	13	65t	25/137	83.1
Opponents	557	312	56.0	4000	7.18	26	16	78t	54/305	82.3

Neal	2	1	0.5	1t	1
O'Donnell	19	1	0.1	4	0
Titans	459	1811	3.9	40	19
Opponents	383	1550	4.0	72	8

RECEIVING	No	Yds	Avg	Lg	TD
Wycheck	69	641	9.3	35	2
Dyson	54	658	12.2	47t	4
E. George	47	458	9.7	54t	4
Thigpen	38	648	17.1	35	4
Harris	26	297	11.4	62t	1
Sanders	20	336	16.8	48t	1
Byrd	14	261	18.6	65t	2
Roan	9	93	10.3	24t	3
Thomas	9	72	8.0	26	0
Mason	8	89	11.1	31	0
Neal	7	27	3.9	8	2
Kent	3	42	14.0	25	0
Titans	304	3622	11.9	65t	23
Opponents	312	4000	12.8	78t	26

INTERCEPTIONS	No	Yds	Avg	Lg	TD
Rolle	4	65	16.3	30	0
Sidney	3	12	4.0	7	0
Holmes	2	17	8.5	19	0
Dorsett	1	43	43.0	43	0
Mitchell	1	42	42.0	42t	1
Bowden	1	29	29.0	29	0
Walker	1	27	27.0	27	0
Fisk	1	17	17.0	17	0
Robertson	1	3	3.0	3	0
Jackson	1	2	2.0	2	0
Titans	16	257	16.1	43	1
Opponents	13	227	17.5	47t	2

PUNTING	No	Yds	Avg	Net	TB	In	Lg	B
Hentrich	90	3824	42.5	38.1	3	35	78	0
Titans	90	3824	42.5	38.1	3	35	78	0
Opponents	80	3435	42.9	37.2	5	25	72	2

PUNT RETURNS	No	FC	Yds	Avg	Lg	TD
Mason	26	15	225	8.7	65t	1
Preston TM	8	2	59	7.4	12	0
Byrd	2	0	8	4.0	8	0
S. George	1	0	18	18.0	18	0
Rolle	1	0	23	23.0	23	0
Sidney	1	0	4	4.0	4	0
Thigpen	1	0	21	21.0	21	0
Titans	40	17	358	9.0	65t	1
Opponents	45	22	335	7.4	32	0

KICKOFF RETURNS	No	Yds	Avg	Lg	TD
Mason	41	805	19.6	41	0
Preston TM	5	119	23.8	29	0
S. George	4	63	15.8	22	0
Byrd	2	16	8.0	9	0
Kent	2	24	12.0	13	0
Neal	2	15	7.5	14	0
Titans	56	1042	18.6	41	0
Opponents	76	1596	21.0	99t	2

FIELD GOALS	1-19	20-29	30-39	40-49	50+
Del Greco	1/1	8/8	7/9	4/6	1/1
Titans	1/1	8/8	7/9	4/6	1/1
Opponents	0/0	4/4	4/7	6/9	1/2

Del Greco: (50G, 33G) (35G, 44N) (44G, 48G) (21G, 22G, 28G) (1 (42N, 19G) (27G) (33N) (26G) (1 (27G, 31G, 37N) (39G, 33G) (1 (38G, 27G, 43N) (30G, 20G) (42G) Opponents: (33G, 38G) (41G) (42G) (39G) (44G, 46G, 50G) (24G, 42G) (54N, 38N) (43N, 46G) (32N) (44N, 24G) (1 (21G, 27G) (32N, 45N) (32G) (1 (1

SACKS Kearse 14.5, Robinson 6.0, Ford 5.5, Thornton 4.5, Fisk 4.0, Holmes 4.0, Bowden 3.5, Evans 3.5, Rolle 3.0, Bishop 2.5, Jones 1.0, Frederick 0.5, Jackson 0.5, Robertson 0.5, Wortham 0.5 Titans 54.0, Opponents 25.0

TACKLES (Solo-Assists-Total) Bishop (80-33-113), Robinson (84-49-113), Robertson (64-28-92), Kearse (59-26-85), Bowden (54-27-81), Wortham (50-31-81), Fisk (41-39-80), Rolle (57-13-70), Walker (47-9-56), Evans (26-28-54), Ford (26-15-41), Phenix (32-7-39), Sidney (34-5-39), Holmes (20-18-38), Thornton (23-10-33), Killens (13-12-25), Jackson (18-4-22), Colman (12-9-21), Jones (12-7-19), Dorsett (10-1-11), Frederick (2-8-10), Salave'a (4-6-10), Mitchell (6-1-7), McCullough (3-0-3) Team Totals: 760-383-1143

USUAL STARTING LINEUP

OFFENSE WR Kevin Dyson (87) LT Brad Hopkins (72) LG Bruce Matthews (74) C Kevin Long (60) RG Benji Olson (75) RT Jon Runyan (69) TE Frank Wycheck (89) WR Yancey Thigpen (82) QB Steve McNair (9) RB Eddie George (27) FB Lorenzo Neal (41)

DEFENSE

LE Jevon Kearse (90) LT Josh Evans (91) RT Jason Fisk (97) RE Kenny Holmes (99) LLB Eddie Robinson (55) MLB Barron Wortham (52) RLB Joe Bowden (58) LCB Denard Walker (25) RCB Samari Rolle (21) SS Blaine Bishop (23) FS Marcus Robertson (31)

SPECIALISTS

K Al Del Greco (3) P Craig Hentrich (15)

Pro Bowl

All-Pro

GM: Floyd Reese; Head Coach: Jeff Fisher Asst. Coaches: George Henshaw (asst. head coach/ run game), Les Steckel (off. coord.), Gregg Williams (def. coord.), Bart Andrus (QB), O'Neill Gilbert (LB), Jerry Gray (DB), Alan Lowry (ST), Mike Munchak (OL), Jim Schwartz (def. asst.), Sherman Smith (RB), Steve Walters (WR), Jim Washburn (DL), Steve Watterson (strength & rehab.)

AMERICAN FOOTBALL CONFERENCE STANDINGS

AFC EAST	W	L	T	PCT.
Indianapolis	13	3	0	.813
* Buffalo	11	5	0	.688
* Miami	9	7	0	.563
N.Y. Jets	8	8	0	.500
New England	8	8	0	.500
AFC CENTRAL	W	L	T	Pct.
Jacksonville	14	2	0	.875
* Tennessee	13	3	0	.813
Baltimore	8	8	0	.500
Pittsburgh	6	10	0	.375
Cincinnati	4	12	0	.250
Cleveland	2	14	0	.125
AFC WEST	W	L	T	Pct.
Seattle	9	7	0	.563
Kansas City	9	7	0	.563
Oakland	8	8	0	.500
San Diego	8	8	0	.500
Denver	6	10	0	.375

NATIONAL FOOTBALL CONFERENCE STANDINGS

NFC EAST	W	L	T	PCT.
Washington	10	6	0	.625
* Dallas	8	8	0	.500
N.Y. Giants	7	9	0	.438
Arizona	6	10	0	.375
Philadelphia	5	11	0	.313
NFC CENTRAL	W	L	T	Pct.
Tampa Bay	11	5	0	.688
* Minnesota	10	6	0	.625
* Detroit	8	8	0	.500
Green Bay	8	8	0	.500
Chicago	6	10	0	.375
NFC WEST	W	L	T	Pct.
St. Louis	13	3	0	.813
Carolina	8	8	0	.500
Atlanta	5	11	0	.313
San Francisco	4	12	0	.250
New Orleans	3	13	0	.188

* Wild Card for Playoffs

ALL-TIME RESULTS

1998 (8-8)				
DATE	OPPONENT	SCORE	W/L	ATT
Sep. 6	at Cincinnati	23-14	W	55,848
Sep. 13	SAN DIEGO	7-13	L	41,089
Sep. 20	at New England	16-27	L	59,973
Sep. 27	JACKSONVILLE	22-27	L	34,656
Oct. 4	BYE			
Oct. 11	at Baltimore	12-8	W	68,561
Oct. 18	CINCINNATI	44-14	W	33,288
Oct. 25	CHICAGO	20-23	L	40,089
Nov. 1	at Pittsburgh	41-31	W	58,222
Nov. 8	at Tampa Bay	31-22	W	65,054
Nov. 15	PITTSBURGH	23-14	W	41,104
Nov. 22	NY JETS	3-24	L	37,084
Nov. 29	at Seattle	18-20	L	59,048
Dec. 6	BALTIMORE	16-14	W	31,124
Dec. 13	at Jacksonville	16-13	W	65,657
Dec. 20	at Green Bay	22-30	L	59,888
Dec. 26	MINNESOTA	16-26	L	41,121

1997 (8-8)				
DATE	OPPONENT	SCORE	W/L	ATT
Aug. 31	OAKLAND	24-21*	W	30,171
Sep. 7	at Miami	13-16*	L	64,439
Sep. 14	BYE			
Sep. 21	BALTIMORE	10-36	L	17,737
Sep. 28	at Pittsburgh	24-37	L	57,507
Oct. 5	at Seattle	13-16	L	49,897
Oct. 12	CINCINNATI	30-7	W	17,071
Oct. 19	WASHINGTON	28-14	W	31,042
Oct. 26	at Arizona	41-14	W	44,030
Nov. 2	JACKSONVILLE	24-30	L	27,208
Nov. 9	NY GIANTS	10-6	W	26,744
Nov. 16	at Jacksonville	9-17	L	70,070
Nov. 23	BUFFALO	31-14	W	23,571
Nov. 27	at Dallas	27-14	W	63,421
Dec. 4	at Cincinnati	14-41	L	49,086
Dec. 14	at Baltimore	19-21	L	60,558
Dec. 21	PITTSBURGH	16-6	W	50,677

* Overtime

1996 (8-8)				
DATE	OPPONENT	SCORE	W/L	ATT
Sep. 1	KANSAS CITY	19-20	L	27,725
Sep. 8	at Jacksonville	34-27	W	66,468
Sep. 15	BALTIMORE	29-13	W	20,082
Sep. 22	BYE			
Sep. 29	at Pittsburgh	16-30	L	58,608
Oct. 6	at Cincinnati	30-27*	W	44,680
Oct. 13	at Atlanta	23-13	W	35,401
Oct. 20	PITTSBURGH	23-13	W	50,337
Oct. 27	SAN FRANCISCO	9-10	L	53,664
Nov. 3	at Seattle	16-23	L	36,320
Nov. 10	at New Orleans	31-14	W	34,121
Nov. 17	MIAMI	20-23	L	47,358
Nov. 24	CAROLINA	6-31	L	20,107
Dec. 1	at NY Jets	35-10	W	21,731
Dec. 8	JACKSONVILLE	17-23	L	20,196
Dec. 15	CINCINNATI	13-21	L	15,131
Dec. 22	at Baltimore	24-21	W	52,704

* Overtime

1995 (7-9)				
DATE	OPPONENT	SCORE	W/L	ATT
Sep. 3	at Jacksonville	10-3	W	72,363
Sep. 10	PITTSBURGH	17-34	L	44,122
Sep. 17	CLEVELAND	7-14	L	36,077
Sep. 24	at Cincinnati	38-28	W	46,332
Oct. 1	JACKSONVILLE	16-17	L	36,346
Oct. 8	at Minnesota	17-23*	L	56,430
Oct. 15	BYE			
Oct. 22	at Chicago	32-35	L	63,545
Oct. 29	TAMPA BAY	19-7	W	31,489
Nov. 5	at Cleveland	37-10	W	57,881
Nov. 12	CINCINNATI	25-32	L	32,998
Nov. 19	at Kansas City	13-20	L	77,576
Nov. 26	DENVER	42-33	W	36,113
Dec. 3	at Pittsburgh	7-21	L	56,013
Dec. 10	DETROIT	17-24	L	35,842
Dec. 17	NY JETS	23-6	W	35,873
Dec. 24	at Buffalo	28-17	W	45,253

* Overtime

1994 (2-14)				
DATE	OPPONENT	SCORE	W/L	ATT
Sep. 4	at Indianapolis	21-45	L	47,372
Sep. 11	at Dallas	17-20	L	64,402
Sep. 18	BUFFALO	7-15	L	55,424
Sep. 25	CINCINNATI	20-13	W	44,253
Oct. 3	at Pittsburgh	14-30	L	57,274
Oct. 9	BYE			
Oct. 13	CLEVELAND	8-11	L	50-364
Oct. 24	at Philadelphia	6-21	L	65,233
Oct. 30	at L.A. Raiders	14-17	L	40,473
Nov. 6	PITTSBURGH	9-12*	L	47,822
Nov. 13	at Cincinnati	31-34	L	54,908
Nov. 21	NY GIANTS	10-13	L	53,201
Nov. 27	at Cleveland	10-34	L	65,088
Dec. 4	ARIZONA	12-30	L	39,821
Dec. 11	SEATTLE	14-16	L	31,453
Dec. 18	at Kansas City	9-31	L	79,319
Dec. 24	NY JETS	24-10	W	31,176

* Overtime

1993 (12-4, AFC CENTRAL CHAMPIONS)				
DATE	OPPONENT	SCORE	W/L	ATT
Sep. 5	at New Orleans	21-33	L	69,029
Sep. 12	KANSAS CITY	30-0	W	59,780
Sep. 19	at San Diego	17-18	L	58,519
Sep. 26	L.A. RAMS	13-28	L	53,072
Oct. 3	BYE			
Oct. 11	at Buffalo	7-35	L	79,613
Oct. 17	at New England	28-14	W	51,037
Oct. 24	CINCINNATI	28-12	W	50,039
Oct. 31	BYE			
Nov. 7	SEATTLE	24-14	W	50,447
Nov. 14	at Cincinnati	38-3	W	42,347
Nov. 21	at Cleveland	27-20	W	71,668
Nov. 28	PITTSBURGH	23-3	W	61,238
Dec. 5	ATLANTA	33-17	W	58,186
Dec. 12	CLEVELAND	19-17	W	58,720
Dec. 19	at Pittsburgh	26-17	W	57,592
Dec. 25	at San Francisco	10-7	W	61,744
Jan. 2	NY JETS	24-0	W	61,040
Jan. 16	KANSAS CITY	20-28	L	64,011

1992 (10-6, AFC WILD CARD)				
DATE	OPPONENT	SCORE	W/L	ATT
Sep. 6	PITTSBURGH	24-29	L	63,713
Sep. 13	at Indianapolis	20-10	W	44,851
Sep. 20	KANSAS CITY	23-20*	W	60,955
Sep. 27	SAN DIEGO	27-0	W	57,491
Oct. 4	BYE			
Oct. 11	at Cincinnati	38-24	W	54,254
Oct. 18	at Denver	21-27	L	74,827
Oct. 25	CINCINNATI	26-10	W	58,701
Nov. 1	at Pittsburgh	20-21	L	58,074
Nov. 8	CLEVELAND	14-24	L	57,348
Nov. 15	at Minnesota	17-13	W	56,726
Nov. 22	at Miami	16-19	L	63,597
Nov. 26	at Detroit	24-21	W	73,711
Dec. 7	CHICAGO	24-7	W	62,193
Dec. 13	GREEN BAY	14-16	L	57,285
Dec. 20	at Cleveland	17-14	W	59,898
Dec. 27	BUFFALO	27-3	W	61,742
Jan. 3	at Buffalo	38-41*	L	75,141

* Overtime

1991 (11-5, AFC CENTRAL CHAMPIONS)				
DATE	OPPONENT	SCORE	W/L	ATT
Sep. 1	L.A. RAIDERS	47-17	W	61,367
Sep. 8	at Cincinnati	30-7	W	56,463
Sep. 16	KANSAS CITY	17-7	W	61,058
Sep. 22	at New England	20-24	L	30,702
Sep. 29	BYE			
Oct. 6	DENVER	42-14	W	59,145
Oct. 13	at NY Jets	23-20	W	70,758
Oct. 20	at Miami	17-13	W	60,705
Oct. 27	CINCINNATI	25-3	W	58,634
Nov. 3	at Washington	13-16*	L	55,096
Nov. 10	DALLAS	26-23*	W	63,001
Nov. 17	CLEVELAND	28-24	W	58,155
Nov. 24	at Pittsburgh	14-26	L	45,795
Dec. 2	PHILADELPHIA	6-13	L	62,141
Dec. 8	PITTSBURGH	31-6	W	59,225
Dec. 15	at Cleveland	17-14	W	55,680
Dec. 21	at NY Giants	20-24	L	63,421
Dec. 29	NY JETS	17-10	W	61,485
Jan. 4	at Denver	24-26	L	75,301

* Overtime

1990 (9-7, AFC CENTRAL CHAMPIONS)				
DATE	OPPONENT	SCORE	W/L	ATT
Sep. 9	at Atlanta	27-47	L	56,222
Sep. 16	at Pittsburgh	9-20	L	54,814
Sep. 23	INDIANAPOLIS	24-10	W	50,093
Sep. 30	at San Diego	17-7	W	48,762
Oct. 7	SAN FRANCISCO	21-24	L	59,931
Oct. 14	CINCINNATI	48-17	W	53,501
Oct. 21	NEW ORLEANS	23-10	W	57,908
Oct. 28	NY JETS	12-17	L	56,337
Nov. 4	at L.A. Rams	13-17	L	52,628
Nov. 11	BYE			
Nov. 18	at Cleveland	35-23	W	76,726
Nov. 26	BUFFALO	27-24	W	60,130
Dec. 2	at Seattle	10-13*	L	57,592
Dec. 9	CLEVELAND	58-14	W	54,469
Dec. 16	at Kansas City	27-10	W	61,756
Dec. 23	at Cincinnati	20-40	L	60,044
Dec. 30	PITTSBURGH	34-14	W	56,906
Jan. 6	at Cincinnati	14-41	L	60,012

* Overtime

1989 (9-7, AFC WILD CARD)				
DATE	OPPONENT	SCORE	W/L	ATT
Sep. 10	at Minnesota	7-38	L	54,015
Sep. 17	at San Diego	34-27	W	42,013
Sep. 24	BUFFALO	41-47*	L	57,278
Oct. 1	MIAMI	39-7	W	53,326
Oct. 8	at New England	13-23	L	59,828
Oct. 15	at Chicago	33-28	W	64,383
Oct. 22	PITTSBURGH	27-0	W	59,091
Oct. 29	at Cleveland	17-28	L	78,765
Nov. 5	DETROIT	35-31	W	48,056
Nov. 13	CINCINNATI	26-24	W	60,694
Nov. 19	L.A. RAIDERS	23-7	W	59,198
Nov. 26	at Kansas City	0-34	L	51,342
Dec. 3	at Pittsburgh	23-16	W	40,541
Dec. 10	TAMPA BAY	20-17	W	54,532
Dec. 17	at Cincinnati	7-61	L	47,510
Dec. 23	CLEVELAND	20-24	L	58,852
Dec. 31	PITTSBURGH	23-26*	L	58,306

* Overtime

1988 (10-6, AFC WILD CARD)				
DATE	OPPONENT	SCORE	W/L	ATT
Sep. 4	at Indianapolis	17-14*	W	57,251
Sep. 11	L.A. RAIDERS	38-35	W	46,050
Sep. 18	at NY Jets	3-45	L	64,683
Sep. 25	NEW ENGLAND	31-6	W	38,646
Oct. 2	at Philadelphia	23-32	L	64,692
Oct. 9	KANSAS CITY	7-6	W	39,134
Oct. 16	at Pittsburgh	34-14	W	52,229
Oct. 23	at Cincinnati	21-44	L	54,659
Oct. 30	WASHINGTON	41-17	W	48,781
Nov. 7	CLEVELAND	24-17	W	51,467
Nov. 13	at Seattle	24-27	L	60,446
Nov. 20	PHOENIX	38-20	W	43,843
Nov. 24	at Dallas	25-17	W	50,845
Dec. 4	PITTSBURGH	34-37	L	47,791
Dec. 11	CINCINNATI	41-6	W	50,269
Dec. 18	at Cleveland	23-28	L	74,610
Dec. 24	at Cleveland	24-23	W	74,977
Jan. 1	at Buffalo	10-17	L	79,532

* Overtime

1987 (9-6, AFC WILD CARD)				
DATE	OPPONENT	SCORE	W/L	ATT
Sep. 13	L.A. RAMS	20-16	W	33,186
Sep. 20	at Buffalo	30-34	L	56,534
Sep. 27	L.A. RAIDERS	Canceled due to players' strike		
+Oct. 4	at Denver	40-10	W	38,494
+Oct. 11	at Cleveland	15-10	W	38,927
+Oct. 18	NEW ENGLAND	7-21	L	26,294
Oct. 25	ATLANTA	37-33	W	29,062
Nov. 1	at Cincinnati	31-29	W	52,700
Nov. 8	at San Francisco	20-27	L	59,740
Nov. 15	at Pittsburgh	23-3	W	56,177
Nov. 22	CLEVELAND	7-40	L	51,161
Nov. 29	at Indianapolis	27-51	L	54,999
Dec. 6	SAN DIEGO	33-18	W	31,714
Dec. 13	at New Orleans	10-24	L	68,257
Dec. 20	PITTSBURGH	24-16	W	38,683
Dec. 27	CINCINNATI	21-17	W	49,775
Jan. 3	SEATTLE	23-20*	W	49,622
Jan. 10	at Denver	10-34	L	75,968

+ Replacement games

* Overtime

ALL-TIME RESULTS

1986 (5-11)				
DATE	OPPONENT	SCORE	W/L	ATT
Sep. 7	at Green Bay	31-3	W	54,065
Sep. 14	CLEVELAND	20-23	L	46,049
Sep. 21	at Kansas City	13-27	L	43,699
Sep. 29	PITTSBURGH	16-22*	L	42,001
Oct. 5	at Detroit	13-24	L	41,960
Oct. 12	CHICAGO	7-20	L	46,026
Oct. 19	at Cincinnati	28-31	L	53,844
Oct. 26	L.A. RAIDERS	17-28	L	41,641
Nov. 2	at Miami	7-28	L	43,804
Nov. 9	CINCINNATI	32-28	W	32,130
Nov. 16	at Pittsburgh	10-21	L	49,724
Nov. 23	INDIANAPOLIS	31-17	W	31,792
Nov. 30	at Cleveland	10-13*	L	62,309
Dec. 7	at San Diego	0-27	L	40,103
Dec. 14	MINNESOTA	23-10	W	32,738
Dec. 21	BUFFALO	16-7	W	31,409
* Overtime				

1985 (5-11)				
DATE	OPPONENT	SCORE	W/L	ATT
Sep. 8	MIAMI	26-23	W	47,656
Sep. 15	at Washington	13-16	L	53,553
Sep. 22	at Pittsburgh	0-20	L	58,572
Sep. 29	DALLAS	10-17	L	49,686
Oct. 6	at Denver	20-31	L	74,699
Oct. 13	CLEVELAND	6-21	L	38,386
Oct. 20	CINCINNATI	44-27	W	35,590
Oct. 27	at St. Louis	20-10	W	43,190
Nov. 3	KANSAS CITY	23-20	W	41,238
Nov. 10	at Buffalo	0-20	L	21,881
Nov. 17	PITTSBURGH	7-30	L	45,977
Nov. 24	SAN DIEGO	37-35	W	34,336
Dec. 1	at Cincinnati	27-45	L	46,140
Dec. 8	NY GIANTS	14-35	L	36,576
Dec. 15	at Cleveland	21-28	L	50,793
Dec. 22	at Indianapolis	16-34	L	55,818

1984 (3-13)				
DATE	OPPONENT	SCORE	W/L	ATT
Sep. 2	L.A. RAIDERS	14-24	L	49,092
Sep. 9	INDIANAPOLIS	21-35	L	43,820
Sep. 16	at San Diego	14-31	L	52,266
Sep. 23	at Atlanta	10-42	L	45,248
Sep. 30	NEW ORLEANS	10-27	L	43,108
Oct. 7	at Cincinnati	3-13	L	43,637
Oct. 14	at Miami	10-28	L	54,080
Oct. 21	SAN FRANCISCO	21-34	L	39,900
Oct. 28	CINCINNATI	13-31	L	34,010
Nov. 4	at Pittsburgh	7-35	L	48,892
Nov. 11	at Kansas City	17-16	W	44,464
Nov. 18	NY JETS	31-20	W	40,141
Nov. 25	at Cleveland	10-27	L	46,077
Dec. 2	PITTSBURGH	23-20*	W	39,786
Dec. 9	at L.A. Rams	16-27	L	49,092
Dec. 16	CLEVELAND	20-27	L	33,676
* Overtime				

1983 (2-14)				
DATE	OPPONENT	SCORE	W/L	ATT
Sep. 4	GREEN BAY	38-41*	L	44,073
Sep. 11	at L.A. Raiders	6-20	L	37,526
Sep. 18	PITTSBURGH	28-40	L	44,150
Sep. 25	at Buffalo	13-30	L	60,070
Oct. 2	at Pittsburgh	10-17	L	56,901
Oct. 9	DENVER	14-26	L	44,209
Oct. 16	at Minnesota	14-34	L	58,910
Oct. 23	KANSAS CITY	10-13*	L	39,462
Oct. 30	at Cleveland	19-25*	L	68,851
Nov. 6	CINCINNATI	14-55	L	39,706
Nov. 13	DETROIT	27-17	W	40,660
Nov. 20	at Cincinnati	10-38	L	46,375
Nov. 27	at Tampa Bay	24-33	L	38,625
Dec. 4	MIAMI	17-24	L	39,434
Dec. 11	CLEVELAND	34-27	W	29,746
Dec. 18	at Baltimore	10-20	L	20,418
* Overtime				

1982 (1-8)				
DATE	OPPONENT	SCORE	W/L	ATT
Sep. 12	at Cincinnati	6-27	L	52,268
Sep. 19	SEATTLE	23-21	W	43,117
Nov. 21	PITTSBURGH	10-24	L	42,338
Nov. 28	at New England	21-29	L	33,602
Dec. 5	at NY Giants	14-17	L	71,184
Dec. 13	DALLAS	7-37	L	51,808
Dec. 19	at Philadelphia	14-35	L	44,119
Dec. 26	CLEVELAND	14-20	L	36,559
Jan. 2	CINCINNATI	27-35	L	26,522

Note: strike-shortened season

1981 (7-9)				
DATE	OPPONENT	SCORE	W/L	ATT
Sep. 6	at L.A. Rams	27-20	W	63,198
Sep. 13	at Cleveland	9-3	W	79,483
Sep. 20	MIAMI	10-16	L	47,379
Sep. 27	at NY Jets	17-33	L	50,309
Oct. 4	CINCINNATI	17-10	W	44,350
Oct. 11	SEATTLE	35-17	W	42,671
Oct. 18	at New England	10-38	L	60,474
Oct. 26	at Pittsburgh	13-26	L	52,732
Nov. 1	at Cincinnati	21-34	L	54,736
Nov. 8	OAKLAND	17-16	W	45,519
Nov. 15	at Kansas City	10-23	L	73,984
Nov. 22	NEW ORLEANS	24-27	L	49,581
Nov. 29	ATLANTA	27-31	L	40,201
Dec. 3	CLEVELAND	17-13	W	44,502
Dec. 13	at San Francisco	6-28	L	55,707
Dec. 20	PITTSBURGH	21-20	W	41,056

1980 (11-5, AFC CENTRAL CHAMPIONS)				
DATE	OPPONENT	SCORE	W/L	ATT
Sep. 7	at Pittsburgh	17-31	L	54,386
Sep. 15	at Cleveland	16-7	W	80,243
Sep. 21	BALTIMORE	21-16	W	47,878
Sep. 28	at Cincinnati	13-10	W	50,413
Oct. 5	SEATTLE	7-26	L	46,860
Oct. 12	at Kansas City	20-21	L	75,048
Oct. 19	TAMPA BAY	20-14	W	48,167
Oct. 26	CINCINNATI	23-3	W	49,189
Nov. 2	at Denver	20-16	W	74,717
Nov. 10	NEW ENGLAND	38-34	W	51,524
Nov. 16	at Chicago	10-6	W	59,390
Nov. 23	at NY Jets	28-31*	L	52,358
Nov. 30	CLEVELAND	14-17	L	61,514
Dec. 4	PITTSBURGH	6-0	W	53,960
Dec. 14	at Green Bay	22-3	W	53,201
Dec. 21	MINNESOTA	20-16	W	51,064
Dec. 28	at Oakland	7-27	L	52,762
* Overtime				

1979 (11-5, AFC WILD CARD)				
DATE	OPPONENT	SCORE	W/L	ATT
Sep. 2	at Washington	29-27	W	54,582
Sep. 9	at Pittsburgh	7-38	L	49,792
Sep. 16	KANSAS CITY	20-6	W	45,684
Sep. 23	at Cincinnati	30-27*	W	45,615
Sep. 30	CLEVELAND	31-10	W	48,915
Oct. 7	ST. LOUIS	17-24	L	53,043
Oct. 14	at Baltimore	28-16	W	45,021
Oct. 21	at Seattle	14-34	L	60,705
Oct. 28	NY JETS	27-24*	W	45,825
Nov. 5	at Miami	9-6	W	70,273
Nov. 11	OAKLAND	31-17	W	48,614
Nov. 18	CINCINNATI	42-21	W	49,829
Nov. 22	at Dallas	30-24	W	63,897
Dec. 2	at Cleveland	7-14	L	69,112
Dec. 10	PITTSBURGH	20-17	W	55,293
Dec. 16	PHILADELPHIA	20-26	L	49,407
Dec. 23	DENVER	13-7	W	48,776
Dec. 29	at San Diego	17-14	W	51,192
Jan. 6	at Pittsburgh	13-27	L	50,475
* Overtime				

1978 (10-6, AFC WILD CARD)				
DATE	OPPONENT	SCORE	W/L	ATT
Sep. 3	at Atlanta	14-20	L	57,328
Sep. 10	at Kansas City	20-17	W	40,213
Sep. 17	SAN FRANCISCO	20-19	W	46,161
Sep. 24	LOS ANGELES	6-10	L	45,749
Oct. 1	at Cleveland	16-13	W	72,776
Oct. 8	at Oakland	17-21	L	52,550
Oct. 15	BUFFALO	17-10	W	47,727
Oct. 23	at Pittsburgh	24-17	W	48,021
Oct. 29	at Cincinnati	13-28	L	50,532
Nov. 5	CLEVELAND	14-10	W	45,827
Nov. 12	at New England	26-23	W	60,356
Nov. 20	MIAMI	35-30	W	50,290
Nov. 26	CINCINNATI	17-10	W	43,245
Dec. 3	PITTSBURGH	3-13	L	54,261
Dec. 10	at New Orleans	17-12	W	63,169
Dec. 17	SAN DIEGO	24-45	L	49,554
Dec. 24	at Miami	17-9	W	70,036
Dec. 31	at New England	31-14	W	61,297
Jan. 7	at Pittsburgh	5-34	L	49,417

1977 (8-6)				
DATE	OPPONENT	SCORE	W/L	ATT
Sep. 18	NY JETS	20-0	W	39,488
Sep. 25	at Green Bay	16-10	W	55,071
Oct. 2	at Miami	7-27	L	49,619
Oct. 9	PITTSBURGH	27-10	W	49,226
Oct. 16	CLEVELAND	23-24	L	47,888
Oct. 23	at Pittsburgh	10-27	L	48,517
Oct. 30	at Cincinnati	10-13*	L	53,194
Nov. 6	CHICAGO	47-0	W	47,226
Nov. 13	at Oakland	29-34	L	53,667
Nov. 20	at Seattle	22-10	W	61,519
Nov. 27	KANSAS CITY	34-20	W	42,934
Dec. 4	DENVER	14-24	L	46,875
Dec. 11	at Cleveland	19-15	W	30,898
Dec. 18	CINCINNATI	21-16	W	46,212
* Overtime				

1976 (5-9)				
DATE	OPPONENT	SCORE	W/L	ATT
Sep. 12	TAMPA BAY	20-0	W	42,228
Sep. 19	at Buffalo	13-3	W	61,364
Sep. 26	OAKLAND	13-14	L	42,338
Oct. 3	at New Orleans	31-26	W	51,973
Oct. 10	DENVER	17-3	W	47,928
Oct. 17	at San Diego	27-30	L	31,565
Oct. 24	CINCINNATI	7-27	L	45,499
Nov. 1	at Baltimore	14-38	L	60,020
Nov. 7	CLEVELAND	7-21	L	39,828
Nov. 14	at Cincinnati	27-31	L	53,243
Nov. 21	at Pittsburgh	16-32	L	47,947
Nov. 28	ATLANTA	20-14	W	25,838
Dec. 5	at Cleveland	10-13	L	56,025
Dec. 11	PITTSBURGH	0-21	L	44,743

1975 (10-4)				
DATE	OPPONENT	SCORE	W/L	ATT
Sep. 21	at New England	7-0	W	51,934
Sep. 28	SAN DIEGO	33-17	W	33,765
Oct. 5	CINCINNATI	19-21	L	42,412
Oct. 12	at Cleveland	40-10	W	46,531
Oct. 19	WASHINGTON	13-10	W	49,566
Oct. 26	DETROIT	24-8	W	46,904
Nov. 2	at Kansas City	17-13	W	62,989
Nov. 9	at Pittsburgh	17-24	L	49,460
Nov. 16	MIAMI	20-19	W	48,892
Nov. 24	PITTSBURGH	9-32	L	49,947
Nov. 30	at Cincinnati	19-23	L	46,128
Dec. 7	at San Francisco	27-13	W	44,015
Dec. 14	at Oakland	27-26	W	50,719
Dec. 21	CLEVELAND	21-10	W	43,770

1974 (7-7)				
DATE	OPPONENT	SCORE	W/L	ATT
Sep. 15	SAN DIEGO	21-14	W	25,317
Sep. 22	at Cleveland	7-20	L	55,242
Sep. 29	KANSAS CITY	7-17	L	28,538
Oct. 6	PITTSBURGH	7-13	L	30,049
Oct. 13	at Minnesota	10-51	L	48,006
Oct. 20	ST. LOUIS	27-31	L	26,371
Oct. 27	at Cincinnati	34-21	W	55,434
Nov. 3	at NY Jets	27-22	W	47,218
Nov. 10	at Buffalo	21-9	W	79,144
Nov. 17	CINCINNATI	20-3	W	44,054
Nov. 24	DALLAS	0-10	L	49,775
Dec. 1	at Pittsburgh	13-10	W	41,195
Dec. 8	at Denver	14-37	L	46,942
Dec. 15	CLEVELAND	28-24	W	33,299

1973 (1-13)				
DATE	OPPONENT	SCORE	W/L	ATT
Sep. 16	at NY Giants	14-34	L	57,979
Sep. 23	at Cincinnati	10-24	L	51,823
Sep. 30	PITTSBURGH	7-36	L	39,331
Oct. 7	LA RAMS	26-31	L	34,875
Oct. 14	DENVER	20-48	L	32,801
Oct. 21	at Cleveland	13-42	L	61,146
Oct. 28	at Chicago	14-35	L	43,755
Nov. 4	at Baltimore	31-27	W	52,707
Nov. 11	CLEVELAND	13-23	L	37,230
Nov. 18	at Kansas City	14-38	L	68,444
Nov. 25	NEW ENGLAND	0-32	L	27,344
Dec. 2	OAKLAND	6-17	L	25,801
Dec. 9	at Pittsburgh	7-33	L	38,004
Dec. 16	CINCINNATI	24-27	L	21,955

ALL-TIME RESULTS

1972 (1-13)				
DATE	OPPONENT	SCORE	W/L	ATT
Sep. 17	at Denver	17-30	L	51,656
Sep. 24	at Miami	13-34	L	77,821
Oct. 1	NY JETS	26-20	W	51,423
Oct. 9	OAKLAND	0-34	L	51,378
Oct. 15	at Pittsburgh	7-24	L	42,929
Oct. 22	CLEVELAND	17-23	L	38,113
Oct. 29	at Cincinnati	7-30	L	59,409
Nov. 5	at Cleveland	0-20	L	61,985
Nov. 12	PHILADELPHIA	17-18	L	34,175
Nov. 19	GREEN BAY	10-23	L	41,752
Nov. 26	at San Diego	20-34	L	46,289
Dec. 3	at Atlanta	10-20	L	58,850
Dec. 10	PITTSBURGH	3-9	L	36,528
Dec. 17	CINCINNATI	17-61	L	32,482

1971 (4-9-1)				
DATE	OPPONENT	SCORE	W/L	ATT
Sep. 19	at Cleveland	0-31	L	73,387
Sep. 26	KANSAS CITY	16-20	L	46,498
Oct. 3	NEW ORLEANS	13-13	T	47,966
Oct. 10	at Washington	13-22	L	55,041
Oct. 17	DETROIT	7-31	L	45,885
Oct. 24	at Pittsburgh	16-23	L	45,872
Oct. 31	CINCINNATI	10-6	W	37,947
Nov. 7	at New England	20-28	L	53,155
Nov. 14	at Oakland	21-41	L	54,705
Nov. 21	at Cincinnati	13-28	L	59,390
Nov. 28	CLEVELAND	24-37	L	37,921
Dec. 5	PITTSBURGH	29-3	W	37,778
Dec. 12	at Buffalo	20-14	W	28,107
Dec. 19	SAN DIEGO	49-33	W	35,959

1970 (3-10-1)				
DATE	OPPONENT	SCORE	W/L	ATT
Sep. 20	at Pittsburgh	19-7	W	45,538
Sep. 27	MIAMI	10-20	L	39,840
Oct. 4	at Cincinnati	20-13	W	55,094
Oct. 11	BALTIMORE	20-24	L	48,050
Oct. 18	PITTSBURGH	3-7	L	42,799
Oct. 25	at San Diego	31-31	T	41,427
Nov. 1	at St. Louis	0-44	L	47,911
Nov. 8	at Kansas City	9-24	L	49,810
Nov. 15	SAN FRANCISCO	20-30	L	43,040
Nov. 22	at Cleveland	14-28	L	74,723
Nov. 29	DENVER	31-21	W	35,733
Dec. 7	CLEVELAND	10-21	L	50,582
Dec. 13	CINCINNATI	20-30	L	34,435
Dec. 20	at Dallas	10-52	L	50,504

1969 (6-6-2, AFL WILD CARD)				
DATE	OPPONENT	SCORE	W/L	ATT
Sep. 14	at Oakland	17-21	L	49,361
Sep. 21	at Buffalo	17-3	W	40,146
Sep. 28	MIAMI	22-10	W	41,086
Oct. 5	BUFFALO	28-14	W	46,485
Oct. 12	at Kansas City	0-24	L	45,805
Oct. 19	at New York	17-26	L	63,841
Oct. 26	DENVER	24-21	W	45,348
Nov. 2	at Boston	0-24	L	19,006
Nov. 9	CINCINNATI	31-31	T	45,298
Nov. 16	at Denver	20-20	T	45,002
Nov. 23	at Miami	32-7	W	27,218
Nov. 27	SAN DIEGO	17-21	L	40,065
Dec. 6	NEW YORK	26-34	L	51,923
Dec. 14	BOSTON	27-23	W	39,215
Dec. 21	at Oakland	7-56	L	53,539

1968 (7-7)				
DATE	OPPONENT	SCORE	W/L	ATT
Sep. 9	KANSAS CITY	21-26	L	45,083
Sep. 14	at Miami	24-10	W	40,067
Sep. 21	at San Diego	14-30	L	46,217
Sep. 29	OAKLAND	15-24	L	46,098
Oct. 6	MIAMI	7-24	L	36,109
Oct. 13	at Boston	16-0	W	32,502
Oct. 20	NEW YORK	14-20	L	51,710
Oct. 27	at Buffalo	30-7	W	34,339
Nov. 3	at Cincinnati	27-17	W	24,012
Nov. 10	at New York	7-26	L	60,242
Nov. 17	DENVER	38-17	W	36,075
Nov. 28	at Kansas City	10-24	L	48,493
Dec. 7	BUFFALO	35-6	W	34,110
Dec. 15	BOSTON	45-17	W	34,198

1967 (9-4-1, AFL EAST CHAMPIONS)				
DATE	OPPONENT	SCORE	W/L	ATT
Sep. 9	KANSAS CITY	20-25	L	28,003
Sep. 17	at Buffalo	20-3	W	41,384
Sep. 24	at San Diego	3-13	L	36,032
Oct. 1	DENVER	10-6	W	21,798
Oct. 15	at New York	28-28	T	62,729
Oct. 22	at Kansas City	24-19	W	46,365
Oct. 29	BUFFALO	10-3	W	30,060
Nov. 5	at Boston	7-18	L	19,422
Nov. 12	at Denver	20-18	W	30,392
Nov. 26	BOSTON	27-6	W	28,044
Dec. 3	MIAMI	17-14	W	20,979
Dec. 10	OAKLAND	7-19	L	36,375
Dec. 16	SAN DIEGO	24-17	W	19,870
Dec. 23	at Miami	41-10	W	25,982
Dec. 31	at Oakland	7-40	L	53,330

1966 (3-11)				
DATE	OPPONENT	SCORE	W/L	ATT
Sep. 3	DENVER	45-7	W	30,156
Sep. 10	OAKLAND	31-0	W	31,763
Sep. 18	at New York	13-52	L	54,681
Sep. 25	at Buffalo	20-27	L	42,526
Oct. 2	at Denver	38-40	L	27,203
Oct. 16	NEW YORK	24-0	W	30,823
Oct. 23	MIAMI	13-20	L	23,173
Oct. 30	at Kansas City	23-48	L	31,676
Nov. 6	at Oakland	23-38	L	34,102
Nov. 13	at Boston	21-27	L	23,426
Nov. 20	BUFFALO	20-42	L	27,312
Dec. 4	SAN DIEGO	22-28	L	17,569
Dec. 11	BOSTON	14-38	L	17,100
Dec. 18	at Miami	28-29	L	20,045

1965 (4-10)				
DATE	OPPONENT	SCORE	W/L	ATT
Sep. 12	NEW YORK	27-21	W	52,680
Sep. 19	BOSTON	31-10	W	32,445
Sep. 26	at Oakland	17-21	L	18,166
Oct. 3	at San Diego	14-31	L	28,190
Oct. 17	at Denver	17-28	L	32,492
Oct. 24	KANSAS CITY	38-36	W	34,670
Oct. 31	at Buffalo	19-17	W	44,267
Nov. 7	OAKLAND	21-33	L	35,729
Nov. 14	DENVER	21-31	L	28,126
Nov. 21	at New York	14-41	L	55,312
Nov. 28	at Kansas City	21-52	L	16,459
Dec. 5	BUFFALO	18-29	L	23,087
Dec. 12	SAN DIEGO	26-37	L	24,120
Dec. 18	at Boston	14-42	L	14,508

1964 (4-10)				
DATE	OPPONENT	SCORE	W/L	ATT
Sep. 12	at San Diego	21-27	L	22,632
Sep. 19	OAKLAND	42-28	W	26,482
Sep. 27	at Denver	38-17	W	22,651
Oct. 4	at Kansas City	7-28	L	22,727
Oct. 11	BUFFALO	17-48	L	26,218
Oct. 17	at New York	21-24	L	32,840
Oct. 25	SAN DIEGO	17-20	L	21,671
Nov. 1	at Buffalo	10-24	L	40,119
Nov. 6	at Boston	24-25	L	28,161
Nov. 15	at Oakland	10-20	L	16,375
Nov. 22	KANSAS CITY	19-28	L	17,782
Nov. 29	BOSTON	17-34	L	17,560
Dec. 13	NEW YORK	33-17	W	16,225
Dec. 20	DENVER	34-15	W	15,839

1963 (6-8)				
DATE	OPPONENT	SCORE	W/L	ATT
Sep. 7	OAKLAND	13-24	L	24,749
Sep. 14	DENVER	20-14	W	22,855
Sep. 22	at New York	17-24	L	9,336
Sep. 28	at Buffalo	31-20	W	32,340
Oct. 6	at Kansas City	7-28	L	27,801
Oct. 13	at Denver	33-24	W	24,087
Oct. 20	BUFFALO	28-14	W	23,948
Oct. 27	KANSAS CITY	28-7	W	26,331
Nov. 1	at Boston	3-45	L	31,185
Nov. 10	NEW YORK	31-27	W	23,615
Dec. 1	at San Diego	0-27	L	31,713
Dec. 8	BOSTON	28-46	L	23,462
Dec. 15	SAN DIEGO	14-20	L	18,540
Dec. 22	at Oakland	49-52	L	17,401

1962 (11-3, AFL EAST CHAMPIONS)				
DATE	OPPONENT	SCORE	W/L	ATT
Sep. 9	at Buffalo	28-23	W	31,236
Sep. 16	at Boston	21-34	L	32,276
Sep. 23	at San Diego	42-17	W	28,061
Oct. 7	BUFFALO	17-14	W	26,350
Oct. 14	NEW YORK	56-17	W	20,650
Oct. 21	at Denver	10-20	L	34,496
Oct. 28	DALLAS	7-31	L	31,750
Nov. 4	at Dallas	14-6	W	29,017
Nov. 11	at Oakland	28-20	W	11,000
Nov. 18	BOSTON	21-17	W	35,250
Nov. 25	SAN DIEGO	33-27	W	28,235
Dec. 2	DENVER	34-17	W	30,650
Dec. 9	OAKLAND	32-17	W	27,400
Dec. 15	at New York	44-10	W	8,167
Dec. 23	DALLAS	17-20*	L	37,981

* Overtime

1961 (10-3-1, AFL EAST CHAMPIONS)				
DATE	OPPONENT	SCORE	W/L	ATT
Sep. 9	OAKLAND	55-0	W	16,231
Sep. 24	at San Diego	24-34	L	29,210
Oct. 1	at Dallas	21-26	L	28,000
Oct. 8	BUFFALO	12-22	L	22,761
Oct. 13	at Boston	31-31	T	15,070
Oct. 22	DALLAS	38-7	W	21,237
Oct. 29	at Buffalo	28-16	W	23,228
Nov. 5	at Denver	55-14	W	11,564
Nov. 12	BOSTON	27-15	W	35,649
Nov. 19	NEW YORK	49-13	W	33,428
Nov. 26	DENVER	45-14	W	27,864
Dec. 3	SAN DIEGO	33-13	W	37,845
Dec. 10	at New York	48-21	W	9,462
Dec. 17	at Oakland	47-16	W	4,821
Dec. 24	at San Diego	10-3	W	29,556

1960 (10-4, AFL EAST CHAMPIONS)				
DATE	OPPONENT	SCORE	W/L	ATT
Sep. 11	at Oakland	37-22	W	12,703
Sep. 18	LOS ANGELES	38-28	W	20,156
Sep. 25	OAKLAND	13-14	L	16,421
Oct. 9	NEW YORK	27-21	W	16,151
Oct. 16	DALLAS	20-10	W	19,026
Oct. 23	at New York	42-28	W	21,000
Oct. 30	at Buffalo	24-25	L	23,001
Nov. 6	at Denver	45-25	W	14,489
Nov. 13	at Los Angeles	21-24	L	21,805
Nov. 20	DENVER	20-10	W	20,778
Nov. 25	at Boston	24-10	W	27,123
Dec. 4	at Dallas	0-24	L	20,000
Dec. 11	BUFFALO	31-23	W	25,247
Dec. 18	BOSTON	37-21	W	22,352
Jan. 1	LOS ANGELES	24-16	W	32,183

TITANS vs. THE NFL

All-time regular season and playoff records versus 31 current NFL opponents

OPPONENT	FIRST MEETING	REGULAR SEASON			POSTSEASON			COMBINED			STREAK	LAST TIME
		HOME	AWAY	TOTAL	HOME	AWAY	TOTAL	HOME	AWAY	TOTAL		
Arizona Cardinals	1970	2-4-0	2-2-0	4-6-0	0-0	0-0	0-0	2-4-0	2-2-0	4-6-0	L1	12/15/13 at Ten, L 34-37 (OT)
Atlanta Falcons	1972	5-2-0	2-5-0	7-7-0	0-0	0-0	0-0	5-2-0	2-5-0	7-7-0	L2	10/25/15 at Ten, L 7-10
Baltimore Ravens	1996	5-4-0	4-5-0	9-9-0	0-2	1-0	1-2	5-6-0	5-5-0	10-11-0	L1	11/9/14 at Bal, L 7-21
Buffalo Bills	1960	13-7-0	14-8-0	27-15-0	1-0	0-2	1-2	14-7-0	14-10-0	28-17-0	L1	10/11/15 at Ten, L 13-14
Carolina Panthers	1996	1-2-0	2-0-0	3-2-0	0-0	0-0	0-0	1-2-0	2-0-0	3-2-0	L1	11/15/15 at Ten, L 10-27
Chicago Bears	1973	2-4-0	3-2-0	5-6-0	0-0	0-0	0-0	2-4-0	3-2-0	5-6-0	L1	11/4/12 at Ten, L 20-51
Cincinnati Bengals	1968	22-13-1	17-20-0	39-33-1	0-0	0-1	0-1	22-13-1	17-21-0	39-34-1	L2	9/21/14 at Cin, L 7-33
Cleveland Browns	1970	13-19-0	15-16-0	28-35-0	0-0	1-0	1-0	13-19-0	16-16-0	29-35-0	L2	9/20/15 at Cle, L 14-28
Dallas Cowboys	1970	2-5-0	4-3-0	6-8-0	0-0	0-0	0-0	2-5-0	4-3-0	6-8-0	L1	9/14/14 at Ten, L 10-26
Denver Broncos	1960	14-6-0	7-9-1	21-15-1	1-0	0-2	1-2	15-6-0	7-11-1	22-17-1	L1	12/8/13 at Den, L 28-51
Detroit Lions	1971	5-2-0	3-1-0	8-3-0	0-0	0-0	0-0	5-2-0	3-1-0	8-3-0	W4	9/23/12 at Ten, W 44-41 (OT)
Green Bay Packers	1972	2-3-0	4-2-0	6-5-0	0-0	0-0	0-0	2-3-0	4-2-0	6-5-0	L1	12/23/12 at GB, L 7-55
Houston Texans	2002	8-6-0	7-7-0	15-13-0	0-0	0-0	0-0	8-6-0	7-7-0	15-12-0	L4	12/27/15 at Ten, L 6-34
Indianapolis Colts	1970	7-12-0	6-17-0	13-29-0	0-0	1-0	1-0	7-12-0	7-17-0	14-29-0	L9	1/3/16 at Ind, L 24-30
Jacksonville Jaguars	1995	12-9-0	11-10-0	23-19-0	0-0	1-0	1-0	12-9-0	12-10-0	24-19-0	W1	12/6/15 at Ten, W 42-39
Kansas City Chiefs	1960	12-10-0	9-17-0	21-27-0	0-2	0-0	0-2	12-12-0	9-17-0	21-29-0	W1	9/11/14 at KC, W 26-10
Miami Dolphins	1966	8-8-0	7-11-0	15-19-0	0-0	1-0	1-0	8-8-0	8-11-0	16-19-0	L1	10/18/15 at Ten, L 10-38
Minnesota Vikings	1974	3-1-0	1-7-0	4-8-0	0-0	0-0	0-0	3-1-0	1-7-0	4-8-0	L1	10/7/12 at Min, L 7-30
New England Patriots	1960	10-7-0	5-16-1	15-23-1	0-0	1-1	1-1	10-7-0	6-17-1	16-24-1	L6	12/20/15 at NE, L 16-33
New Orleans Saints	1971	2-3-1	6-2-0	8-5-1	0-0	0-0	0-0	2-3-1	6-2-0	8-5-1	W1	11/8/15 at NO, W 34-28 (OT)
New York Giants	1973	3-3-0	2-3-0	5-6-0	0-0	0-0	0-0	3-3-0	2-3-0	5-6-0	L1	12/7/14 at Ten, L 7-36
New York Jets	1960	17-6-0	6-13-1	23-19-1	1-0	0-0	1-0	18-7-0	6-12-1	24-19-1	L2	12/13/15 at NYJ, L 8-30
Oakland Raiders	1960	15-12-0	5-12-0	20-24-0	0-0	0-4	0-4	15-12-0	5-16-0	20-28-0	L1	11/29/15 at Ten, L 21-24
Philadelphia Eagles	1972	2-3-0	2-4-0	4-7-0	0-0	0-0	0-0	2-3-0	2-4-0	4-7-0	L1	11/23/14 at Phi, L 24-43
Pittsburgh Steelers	1970	19-18-0	12-24-0	31-42-0	1-1	0-2	1-3	20-19-0	12-26-0	32-45-0	L1	11/17/14 at Ten, L 24-27
St. Louis Rams	1973	3-3-0	2-3-0	5-6-0	0-0	0-0	0-1*	3-3-0	2-3-0	5-7-0*	W2	11/3/13 at StL, W 28-21
San Diego Chargers	1960	11-9-0	3-16-1	14-25-1	1-0	2-1	3-1	12-9-0	5-17-1	17-26-1	W1	9/22/13 at Ten, W 20-17
San Francisco 49ers	1970	2-5-0	3-3-0	5-8-0	0-0	0-0	0-0	2-5-0	3-3-0	5-8-0	L1	10/20/13 at Ten, L 17-31
Seattle Seahawks	1977	3-3-0	2-7-0	5-10-0	1-0	0-0	1-0	4-3-0	2-7-0	6-10-0	L1	10/13/13 at Sea, L 13-20
Tampa Bay Buccaneers	1976	7-0-0	2-2-0	9-2-0	0-0	0-0	0-0	7-0-0	2-2-0	9-2-0	W2	9/13/15 at TB, W 42-14
Washington Redskins	1971	3-2-0	3-4-0	6-6-0	0-0	0-0	0-0	3-2-0	3-4-0	6-6-0	L2	10/19/14 at Was, L 17-19

* Series vs. St. Louis includes Super Bowl XXXIV loss in Atlanta, Ga.

Notes: The Cardinals were previously the Phoenix Cardinals (1988-93), St. Louis Cardinals (1960-87) and Chicago Cardinals (1920-59). The Bears were previously the Decatur Staleys (1920) and Chicago Staleys (1921). The Browns did not play from 1996-98 and rejoined league as expansion team in 1999. The Colts were previously the Baltimore Colts (1953-83). The Chiefs were previously the Dallas Texans (1960-62). The Patriots were previously the Boston Patriots (1960-70). The Jets were previously the New York Titans (1960-62). The Raiders (Oakland Raiders from 1960-81 and 1995-present) were previously the Los Angeles Raiders (1982-94). The Rams were previously the Cleveland Rams (1937-42, 1944-45) and Los Angeles Rams (1946-94).

TEAM-BY-TEAM RESULTS

Oilers/Titans Home Stadium Dates

1960-64: Jeppesen Stadium, Houston
 1965-67: Rice Stadium, Houston
 1968-96: Astrodome, Houston
 1997: Liberty Bowl, Memphis
 1998: Vanderbilt Stadium, Nashville
 1999-Present: Nissan Stadium, Nashville

Abbreviations

AFL Champ - AFL Championship game
 AFL Div - AFL Divisional playoff game
 WC - first round playoff game (Wild Card)
 Div - Divisional playoff game
 Champ - AFC Championship game
 SB - Super Bowl XXXIV



vs. ARIZONA CARDINALS

Regular Season: 4-6 (Home 2-4, Away 2-2) • Playoffs: 0-0

Date	Site	W/L	Score
11-1-70	St.L	L	0-44
10-20-74	Hou	L	27-31
10-7-79	Hou	L	17-24
10-27-85	St.L	W	20-10
11-20-88	Hou	W	38-20
12-4-94	Hou	L	12-30
10-26-97	Ariz	W	41-14
10-23-05	Ariz	L	10-20

Date	Site	W/L	Score
11-29-09	Tenn	W	20-17
12-15-13	Tenn	L	34-37 OT

Points: Titans 219, Cardinals 247
 Longest Win Streak: 2 (1985-88)
 Longest Losing Streak: 3 (1970-79)
 At Nissan Stadium: 1-1
 At Univ. of Phoenix Stadium: 0-0



vs. ATLANTA FALCONS

Regular Season: 7-7 (Home 5-2, Away 2-5) • Playoffs: 0-0

Date	Site	W/L	Score
12-3-72	Atl	L	10-20
11-28-76	Hou	W	20-14
9-3-78	Atl	L	14-20
11-29-81	Hou	L	27-31
9-23-84	Atl	L	10-42
10-25-87	Hou	W	37-33

Date	Site	W/L	Score
9-9-90	Atl	L	27-47
12-5-93	Hou	W	33-17
10-13-96	Atl	W	23-13
12-19-99	Tenn	W	30-17
11-23-03	Atl	W	38-31
10-7-07	Tenn	W	20-13

Date	Site	W/L	Score
11-20-11	Atl	L	17-23
10-25-15	Ten	L	7-10

Points: Titans 313, Falcons 331
 Longest Win Streak: 5 (1993-2007)
 Longest Losing Streak: 3 (1978-84)
 At Nissan Stadium: 2-1
 At Georgia Dome: 2-1



vs. BALTIMORE RAVENS

Regular Season: 9-9 (Home 5-4, Away 4-5) • Playoffs: 1-2 (Home 0-2, Away 1-0)

Date	Site	W/L	Score
9-15-96	Hou	W	29-13
12-22-96	Balt	W	24-21 OT
9-21-97	Tenn	L	10-36
12-14-97	Balt	L	19-21
10-11-98	Balt	W	12-8
12-6-98	Tenn	W	16-14
10-10-99	Tenn	W	14-11

Date	Site	W/L	Score
12-5-99	Balt	L	14-41
10-22-00	Balt	W	14-6
11-12-00	Tenn	L	23-24
1-7-01	Tenn	L	10-24 (Div)
10-7-01	Balt	L	7-26
11-12-01	Tenn	L	10-16
11-24-02	Balt	L	12-13

Date	Site	W/L	Score
1-3-04	Balt	W	20-17 (WC)
9-18-05	Tenn	W	25-10
11-12-06	Tenn	L	26-27
10-05-08	Balt	W	13-10
1-10-09	Tenn	L	10-13 (Div)
9-18-11	Tenn	W	26-13
11-9-14	Balt	L	7-21

Points: Titans 341, Ravens 385
 Longest Win Streak: 3 (1998-99)
 Longest Losing Streak: 5 (2000-02)
 At Nissan Stadium: 3-5
 At M&T Bank Stadium: 4-4
 Series Sweeps: Titans (1996, 98); Ravens (1997, 2001)



vs. BUFFALO BILLS

Regular Season: 27-15 (Home 13-7, Away 14-8) • Playoffs: 1-2 (Home 1-0, Away 0-2)

Date	Site	W/L	Score
10-30-60	Buff	L	24-25
12-11-60	Hou	W	31-23
10-8-61	Hou	L	12-22
10-29-61	Buff	W	28-16
9-9-62	Buff	W	28-23
10-7-62	Hou	W	17-14
9-28-63	Buff	W	31-20
10-20-63	Hou	W	28-14
10-11-64	Hou	L	17-48
11-1-64	Buff	L	10-24
10-31-65	Buff	W	19-17
12-5-65	Hou	L	18-29
9-25-66	Buff	L	20-27
11-20-66	Hou	L	20-42

Date	Site	W/L	Score
9-17-67	Buff	W	20-3
10-29-67	Hou	W	10-3
10-27-68	Buff	W	30-7
12-7-68	Hou	W	35-6
9-21-69	Buff	W	17-3
10-5-69	Hou	W	28-14
12-12-71	Buff	W	20-14
11-10-74	Buff	W	21-9
9-19-76	Buff	W	13-3
10-15-78	Hou	W	17-10
9-25-83	Buff	L	13-30
11-10-85	Buff	L	0-20
12-21-86	Hou	W	16-7
9-20-87	Buff	L	30-34

Date	Site	W/L	Score
1-1-89	Buff	L	10-17 (Div)
9-24-89	Hou	L	41-47 OT
11-26-90	Hou	W	27-24
12-27-92	Hou	W	27-3
1-3-93	Buff	L	38-41 OT (WC)
10-11-93	Buff	L	7-35
9-18-94	Hou	L	7-15
12-24-95	Buff	W	28-17
11-23-97	Tenn	W	31-14
1-8-00	Tenn	W	22-16 (WC)
9-3-00	Buff	L	13-16
12-14-03	Tenn	W	28-26
12-24-06	Buff	W	30-29
11-15-09	Tenn	W	41-17

Date	Site	W/L	Score
12-4-11	Buff	W	23-17
10-21-12	Buff	W	35-34
10-11-15	Tenn	L	13-14

Points: Titans 981, Bills 875
 Longest Win Streak: 10 (1967-78)
 Longest Losing Streak: 3 (last 1993-94)
 At Nissan Stadium: 3-0 overall (1-0 post)
 At Ralph Wilson Stadium: 6-7 overall (0-2 postseason)
 Series Sweeps: Titans (1962, 63, 67, 68, 69); Bills (1964, 66)



vs. CAROLINA PANTHERS

Regular Season: 3-2 (Home 1-2, Away 2-0) • Playoffs: 0-0

Date	Site	W/L	Score
11-24-96	Hou	L	6-31
10-19-03	Car	W	37-17
11-4-07	Tenn	W	20-7
11-13-11	Car	W	30-3

Date	Site	W/L	Score
11-15-15	Tenn	L	10-27

Total Points: Titans 103, Panthers 85
 Longest Win Streak: 3 (2003-11)
 Longest Losing Streak: 1 (twice, last 2015)
 At Nissan Stadium: 1-1

At Bank of America Stadium: 2-0



vs. CHICAGO BEARS

Regular Season: 5-6 (Home 2-4, Away 3-2) • Playoffs: 0-0

Date	Site	W/L	Score
10-28-73	Chi	L	14-35
11-6-77	Hou	W	47-0
11-16-80	Chi	W	10-6
10-12-86	Hou	L	7-20
10-15-89	Chi	W	33-28

Date	Site	W/L	Score
12-7-92	Hou	W	24-7
10-22-95	Chi	L	32-35
10-25-98	Tenn	L	20-23
11-14-04	Tenn	L	17-19 OT
11-9-08	Chi	W	21-14

Date	Site	W/L	Score
11-4-12	Tenn	L	20-51

Total Points: Titans 245, Bears 238
 Longest Win Streak: 2 (last 1989-92)
 Longest Losing Streak: 3 (1995-04)
 At Nissan Stadium: 0-2
 At Soldier Field: 3-2



vs. CINCINNATI BENGALS

Regular Season: 39-33-1 (Home 22-13-1, Away 17-20) • Playoffs: 0-1 (Home 0-0, Away 0-1)

Date	Site	W/L	Score	Date	Site	W/L	Score	Date	Site	W/L	Score	Date	Site	W/L	Score
11-3-68	Cin	W	27-17	11-18-79	Hou	W	42-21	10-14-90	Hou	W	48-17	10-8-00	Cin	W	23-14
11-9-69	Hou	T	31-31	9-28-80	Cin	W	13-10	12-23-90	Cin	L	20-40	12-10-00	Tenn	W	35-3
10-4-70	Cin	W	20-13	10-26-80	Hou	W	23-3	1-6-91	Cin	L	14-41 (WC)	11-18-01	Cin	W	20-7
12-13-70	Hou	L	20-30	10-4-81	Hou	W	17-10	9-8-91	Cin	W	30-7	1-6-02	Tenn	L	21-23
10-31-71	Hou	W	10-6	11-1-81	Cin	L	21-34	10-27-91	Hou	W	35-3	10-27-02	Cin	W	30-24
11-21-71	Cin	L	13-28	9-12-82	Cin	L	6-27	10-11-92	Cin	W	38-24	10-31-04	Tenn	W	27-20
10-29-72	Cin	L	7-30	1-2-83	Hou	L	27-35	10-25-92	Hou	W	26-10	10-16-05	Tenn	L	23-31
12-17-72	Hou	L	17-61	11-6-83	Hou	L	14-55	10-24-93	Hou	W	28-12	11-25-07	Cin	L	6-35
9-23-73	Cin	L	10-24	11-20-83	Cin	L	10-38	11-14-93	Cin	W	38-3	9-14-08	Cin	W	24-7
12-16-73	Hou	L	24-27	10-7-84	Cin	L	3-13	9-25-94	Hou	W	20-13	11-6-11	Ten	L	17-24
10-27-74	Cin	W	21-34	10-28-84	Hou	L	13-31	11-13-94	Cin	L	31-34	9-21-14	Cin	L	7-33
11-17-74	Hou	W	20-3	10-20-85	Hou	W	27-44	9-24-95	Cin	W	38-28	Total Points: Titans 1,701, Bengals 1,734			
10-5-75	Hou	L	19-21	12-1-85	Cin	L	27-45	11-12-95	Hou	L	25-32				
11-30-75	Cin	L	19-23	10-19-86	Cin	L	28-31	10-6-96	Cin	W	30-27 OT				
10-24-76	Hou	L	7-27	11-9-86	Hou	W	32-28	12-15-96	Hou	L	13-21	Longest Win Streak: 7 (last 1998-01)			
11-14-76	Cin	L	27-31	11-1-87	Cin	W	31-29	10-12-97	Tenn	W	30-7	Longest Losing Streak: 7 (1981-84)			
10-30-77	Cin	L	10-13 OT	12-27-87	Hou	W	21-17	12-4-97	Cin	L	14-41	At Nissan Stadium: 3-3			
12-18-77	Hou	W	21-16	10-23-88	Cin	L	21-44	9-6-98	Cin	W	23-14	At Paul Brown Stadium: 4-2			
10-29-78	Cin	L	13-28	12-11-88	Hou	W	41-6	10-18-98	Tenn	W	44-14	Series Sweeps: Titans (1974, 79, 80, 87, 91, 92, 93, 98, 99, 00); Bengals (1972, 73, 75, 76, 82, 83, 84)			
11-26-78	Hou	W	17-10	11-13-89	Hou	W	26-24	9-12-99	Tenn	W	36-35				
9-23-79	Cin	W	30-27 OT	12-17-89	Cin	L	7-61	11-14-99	Cin	W	24-14				



vs. CLEVELAND BROWNS

Regular Season: 28-35 (Home 13-19, Away 15-16) • Playoffs: 1-0 (Home 0-0, Away 1-0)

Date	Site	W/L	Score	Date	Site	W/L	Score	Date	Site	W/L	Score	Date	Site	W/L	Score
11-22-70	Clev	L	14-28	12-2-79	Clev	L	7-14	10-29-89	Clev	L	17-28	12-30-01	Tenn	L	38-41
12-7-70	Hou	L	10-21	9-15-80	Clev	W	7-16	12-23-89	Hou	L	20-24	9-22-02	Tenn	L	28-31 OT
9-19-71	Clev	L	0-31	11-30-80	Hou	L	14-17	11-18-90	Clev	W	35-23	11-6-05	Clev	L	14-20
11-28-71	Hou	L	24-27	9-13-81	Clev	W	9-3	12-9-90	Hou	W	58-14	12-7-08	Tenn	W	28-9
10-22-72	Hou	L	17-23	12-3-81	Hou	W	17-13	11-17-91	Hou	W	28-24	10-2-11	Clev	W	31-13
11-5-72	Clev	L	0-20	12-26-82	Hou	L	14-20	12-15-91	Clev	W	17-14	10-5-14	Tenn	L	28-29
10-21-73	Clev	L	13-42	10-30-83	Clev	L	19-25 OT	11-8-92	Hou	L	14-24	9-20-15	Clev	L	14-28
11-11-73	Hou	L	13-23	12-11-83	Hou	W	27-34	12-20-92	Clev	W	17-14	Total Points: Titans 1,250, Browns 1,275			
9-22-74	Clev	L	7-20	11-25-84	Clev	L	10-27	11-21-93	Clev	W	27-20				
12-15-74	Hou	W	24-28	12-16-84	Hou	L	20-27	12-12-93	Hou	W	19-17	Longest Win Streak: 6 (1995-01)			
10-12-75	Clev	W	10-40	10-13-85	Hou	L	6-21	10-13-94	Hou	L	8-11	Longest Losing Streak: 9 (1970-74)			
12-21-75	Hou	W	10-21	12-15-85	Clev	L	21-28	11-27-94	Clev	L	10-34	At Nissan Stadium: 3-3			
11-7-76	Hou	L	7-21	9-14-86	Hou	L	20-23	9-17-95	Hou	L	7-14	At FirstEnergy Stadium: 4-2			
12-5-76	Clev	L	10-13	11-30-86	Clev	L	10-13 OT	11-5-95	Clev	W	37-10	Series Sweeps: Titans (1975, 78, 81, 90, 91, 93, 99, 00); Browns (1970, 71, 72, 73, 76, 84, 85, 86, 89, 94)			
10-16-77	Hou	L	23-24	10-11-87	Clev	W	15-10	9-19-99	Tenn	W	26-9				
12-11-77	Clev	W	15-19	11-22-87	Hou	L	7-40	11-28-99	Clev	W	33-21				
10-1-78	Clev	W	13-16	11-7-88	Hou	W	24-17	11-19-00	Tenn	W	24-10				
11-5-78	Hou	W	10-14	12-18-88	Clev	L	23-28	12-17-00	Clev	W	24-0				
9-30-79	Hou	W	31-10	12-24-88	Clev	W	24-23 (WC)	12-2-01	Clev	W	31-15				



vs. DALLAS COWBOYS

Regular Season: 6-8 (Home 2-5, Away 4-3) • Playoffs: 0-0

Date	Site	W/L	Score	Date	Site	W/L	Score	<div>Total Points: Titans 254, Cowboys 333</div> <div>Longest Win Streak: 2 (last 1997-00)</div> <div>Longest Losing Streak: 2 (last 2002-06)</div> <div>At Nissan Stadium: 1-1</div> <div>At Cowboys Stadium: 1-0</div>
12-20-70	Dal	L	10-52	9-11-94	Dal	L	17-20	
11-24-74	Hou	L	0-10	11-27-97	Dal	W	27-14	
11-22-79	Dal	W	30-24	12-25-00	Tenn	W	31-0	
12-13-82	Hou	L	7-37	9-15-02	Dal	L	13-21	
9-29-85	Hou	L	10-17	10-1-06	Tenn	L	14-45	
11-24-88	Dal	W	25-17	10-10-10	Dal	W	34-27	
11-10-91	Hou	W	26-23 OT	9-14-14	Tenn	L	10-26	



vs. DENVER BRONCOS

Regular Season: 21-15-1 (Home 14-6, Away 7-9-1) • Playoffs: 1-2 (Home 1-0, Away 0-2)

Date	Site	W/L	Score	Date	Site	W/L	Score	Date	Site	W/L	Score	Date	Site	W/L	Score
11-6-60	Den	W	45-25	10-2-66	Den	L	38-40	11-2-80	Den	W	20-16	12-8-13	Den	L	28-51
11-20-60	Hou	W	20-10	10-1-67	Hou	W	10-6	10-9-83	Hou	L	14-26	Total Points: Titans 1,027, Broncos 907			
11-5-61	Den	W	55-13	11-12-67	Den	W	20-18	10-6-85	Den	L	20-31				
11-26-61	Hou	W	45-14	11-17-68	Hou	W	38-17	10-4-87	Den	W	40-10	Longest Win Streak: 5 (1962-65)			
10-21-62	Den	L	10-20	10-26-69	Hou	W	24-21	1-10-87	Den	L	10-34 (Div)	Longest Losing Streak: 3 (1972-74, 2004-10)			
12-2-62	Hou	W	34-17	11-16-69	Den	T	20-20	10-6-91	Hou	W	42-14	At Nissan Stadium: 1-2			
9-14-63	Hou	W	14-20	11-29-70	Hou	W	31-21	1-4-92	Den	L	24-26 (Div)	At Invesco Field: 0-2			
10-13-63	Den	W	33-24	9-17-72	Den	L	17-30	10-18-92	Den	L	21-27	Series Sweeps: Titans (1960, 61, 63, 64, 67, 68); Broncos (1965)			
9-27-64	Den	W	38-17	10-14-73	Hou	L	20-48	11-26-95	Hou	W	42-33				
12-20-64	Hou	W	34-15	12-8-74	Den	L	14-38	12-25-04	Tenn	L	16-37				
10-17-65	Den	L	17-28	10-10-76	Hou	W	17-3	11-19-07	Den	L	20-34				
11-14-65	Hou	L	21-31	12-4-77	Hou	L	14-24	10-3-10	Tenn	L	20-26				
9-3-66	Hou	W	45-7	12-23-79	Hou	W	13-7 (WC)	9-25-11	Tenn	W	17-14				

**vs. DETROIT LIONS**

Regular Season: 8-3 (Home 5-2, Away 3-1) • Playoffs: 0-0

Date	Site	W/L	Score
10-17-71	Hou	L	7-31
10-26-75	Hou	W	24-8
11-13-83	Hou	W	27-17
10-5-86	Det	L	13-24
11-5-89	Hou	W	35-31
11-26-92	Det	W	24-21

Date	Site	W/L	Score
12-10-95	Hou	L	17-24
10-21-01	Det	W	27-24
1-2-05	Tenn	W	24-19
11-27-08	Det	W	47-10
9-23-12	Tenn	W	44-41 OT

Total Points: Titans 289, Lions 250
Longest Win Streak: 4 (2001-12)
Longest Losing Streak: 1 (last 1995)
At Nissan Stadium: 2-0
At Ford Field: 1-0

**vs. GREEN BAY PACKERS**

Regular Season: 6-5 (Home 2-3, Away 4-2) • Playoffs: 0-0

Date	Site	W/L	Score
11-19-72	Hou	L	10-23
9-25-77	GB	W	16-10
12-14-80	GB	W	22-3
9-4-83	Hou	L	38-41 OT
9-7-86	GB	W	31-3
12-13-92	Hou	L	14-16

Date	Site	W/L	Score
12-20-98	GB	L	22-30
12-16-01	Tenn	W	26-20
10-11-04	GB	W	48-27
11-02-08	Tenn	W	19-16 OT
12-23-12	GB	L	7-55

Total Points: Titans 253, Packers 244
Longest Win Streak: 3 (last 2001-08)
Longest Losing Streak: 2 (1992-98)
At Nissan Stadium: 2-0
At Lambeau Field: 4-2

**vs. HOUSTON TEXANS**

Regular Season: 15-13 (Home 8-6, Away 7-7) • Playoffs: 0-0

Date	Site	W/L	Score
11-10-02	Tenn	W	17-10
12-29-02	Hou	W	13-3
10-12-03	Tenn	W	38-17
12-21-03	Hou	W	27-24
10-17-04	Tenn	L	10-20
11-28-04	Hou	L	21-31
10-9-05	Hou	W	34-20
12-11-05	Tenn	W	13-10
10-29-06	Tenn	W	28-22
12-10-06	Hou	W	26-20 OT

Date	Site	W/L	Score
10-21-07	Hou	W	38-36
12-2-07	Tenn	W	28-20
9-21-08	Tenn	W	31-12
12-14-08	Hou	L	12-13
9-20-09	Tenn	L	31-34
11-23-09	Hou	W	20-17
11-28-10	Hou	L	0-20
12-19-10	Tenn	W	31-17
10-23-11	Tenn	L	7-41
1-1-12	Hou	W	23-22

Date	Site	W/L	Score
9-30-12	Hou	L	14-38
12-2-12	Tenn	L	10-24
9-15-13	Hou	L	24-30 OT
12-29-13	Tenn	W	16-10
10-26-14	Tenn	L	16-30
11-30-14	Hou	L	21-45
11-1-15	Hou	L	6-20
12-27-15	Tenn	L	6-34

Total Points: Titans 561, Texans 640
Longest Win Streak: 7 (2005-08)
Longest Losing Streak: 4 (2014-15)
At Nissan Stadium: 8-6
At NRG Stadium: 7-7
Series Sweeps: Titans (2002, 03, 05, 06, 07); Texans (2004, 12, 14, 15)

**vs. INDIANAPOLIS COLTS**

Regular Season: 13-29 (Home 7-12, Away 6-17) • Playoffs: 1-0 (Home 0-0, Away 1-0)

Date	Site	W/L	Score
10-11-70	Hou	L	20-24
11-4-73	Balt	W	31-27
11-1-76	Balt	L	14-38
10-14-79	Balt	W	28-16
9-21-80	Hou	W	21-16
12-18-83	Balt	L	10-20
9-9-84	Hou	L	21-35
12-22-85	Ind	L	16-34
11-23-86	Hou	W	31-17
11-29-87	Ind	L	27-51
9-4-88	Ind	W	17-14 OT
9-23-90	Hou	W	24-10
9-13-92	Ind	W	20-10

Date	Site	W/L	Score
9-4-94	Ind	L	21-45
1-16-00	Ind	W	19-16 (Div)
11-3-02	Ind	W	23-15
12-8-02	Tenn	W	27-17
9-14-03	Ind	L	7-33
12-7-03	Tenn	L	27-29
9-19-04	Tenn	L	17-31
12-5-04	Ind	L	24-51
10-2-05	Tenn	L	10-31
12-4-05	Ind	L	3-35
10-8-06	Ind	L	13-14
12-3-06	Tenn	W	20-17
9-16-07	Tenn	L	20-22

Date	Site	W/L	Score
12-30-07	Ind	W	16-10
10-27-08	Tenn	W	31-21
12-28-08	Ind	L	0-23
10-11-09	Tenn	L	9-31
12-06-09	Ind	L	17-27
12-9-10	Tenn	L	28-30
1-2-11	Ind	L	20-23
10-30-11	Tenn	W	27-10
12-18-11	Ind	L	13-27
10-28-12	Tenn	L	13-19 OT
12-9-12	Ind	L	23-27
11-14-13	Tenn	L	27-30
12-1-13	Ind	L	14-22

Total Points: Titans 833, Colts 1,201
Longest Win Streak: 3 (last 1999-02)
Longest Losing Streak: 9 (2011-15)
At Nissan Stadium: 4-10
At RCA Dome: 5-8
At Lucas Oil Stadium: 0-8
Series Sweeps: Titans (2002); Colts (2003, 04, 05, 09, 10, 12, 13, 14, 15)

**vs. JACKSONVILLE JAGUARS**

Regular Season: 23-19 (Home 12-9, Away 11-10) • Playoffs: 1-0 (Home 0-0, Away 1-0)

Date	Site	W/L	Score
9-3-95	Jax	W	10-3
10-1-95	Hou	L	17-16
9-8-96	Jax	W	34-27
12-8-96	Hou	L	17-23
11-2-97	Tenn	L	24-30
11-16-97	Jax	L	9-17
9-27-98	Tenn	L	22-27
12-13-98	Jax	W	16-13
9-26-99	Jax	W	20-19
12-26-99	Tenn	W	41-14
1-23-00	Jax	W	33-14 (Champ)
10-16-00	Tenn	W	27-13
11-26-00	Jax	L	13-16

Date	Site	W/L	Score
9-23-01	Jax	L	6-13
11-4-01	Tenn	W	28-24
10-13-02	Tenn	W	23-14
12-22-02	Jax	W	28-10
10-28-03	Jax	W	30-17
11-16-03	Tenn	W	10-3
9-26-04	Tenn	L	15-12
11-21-04	Jax	W	18-15
11-20-05	Tenn	L	28-31
1-1-06	Jax	L	13-40
11-5-06	Jax	L	7-37
12-17-06	Tenn	W	24-17
9-9-07	Jax	W	13-10

Date	Site	W/L	Score
11-11-07	Tenn	L	13-28
9-7-08	Tenn	W	17-10
11-16-08	Jax	W	24-14
10-4-09	Jax	L	17-37
11-1-09	Tenn	W	30-13
10-18-10	Jax	W	30-3
12-5-10	Tenn	L	6-17
9-11-11	Jax	L	14-16
12-24-11	Tenn	W	23-17
11-25-12	Jax	L	19-24
12-30-12	Tenn	W	38-20
11-10-13	Tenn	L	27-29
12-22-13	Jax	W	20-16

Total Points: Titans 884, Jaguars 816
Longest Win Streak: 5 (last 2001-03)
Longest Losing Streak: 4 (1996-98)
At Nissan Stadium: 12-5
At EverBank Field: 12-10
Series Sweeps: Titans (1999, 02, 08); Jaguars (1997, 05)



vs. KANSAS CITY CHIEFS

Regular Season: 21-27 (Home 12-10, Away 9-17) • Playoffs: 0-2 (Home 0-2, Away 0-0)

Date	Site	W/L	Score	Date	Site	W/L	Score	Date	Site	W/L	Score	Date	Site	W/L	Score
10-16-60	Hou	W	20-10	9-09-67	Hou	L	20-25	10-23-83	Hou	L	10-13	12-13-04	Ten	L	38-49
12-04-60	Dal	L	0-24	10-22-67	KC	W	24-19	11-11-84	KC	W	17-16	12-16-07	KC	W	26-17
10-01-61	Dal	L	21-26	9-09-68	Hou	L	21-26	11-03-85	Hou	W	23-20	10-19-08	KC	W	34-10
10-22-61	Hou	W	38-7	11-28-68	KC	L	10-24	9-21-86	KC	L	13-27	12-26-10	KC	L	14-34
10-28-62	Hou	L	7-31	10-12-69	KC	L	0-24	10-09-88	Hou	W	7-6	10-6-13	Tenn	L	17-26
11-04-62	Dal	W	14-6	11-08-70	KC	L	9-24	11-26-89	KC	L	0-34	9-7-14	KC	W	26-10
12-23-62	Hou	L	17-20 (AFL Champ)	9-26-71	Hou	L	16-20	12-16-90	KC	W	27-10	Total Points: Titans 902, Chiefs 1,080 Longest Win Streak: 4 (last 1990-93) Longest Losing Streak: 7 (1968-74) At Nissan Stadium: 1-2 At Arrowhead Stadium: 7-8			
10-06-63	KC	L	7-28	11-18-73	KC	L	14-38	9-16-91	Hou	W	17-7				
10-27-63	Hou	W	28-7	9-29-74	Hou	L	7-17	9-20-92	Hou	W	23-20				
10-04-64	KC	L	7-28	11-02-75	KC	W	17-13	9-12-93	Hou	W	30-0				
11-22-64	Hou	L	19-28	11-27-77	Hou	W	34-20	1-16-94	Hou	L	20-28 (Div)				
10-24-65	Hou	W	38-36	9-10-78	KC	W	20-17	12-18-94	KC	L	9-31				
11-28-65	KC	L	21-52	9-16-79	Hou	W	20-6	11-19-95	KC	L	13-20				
10-30-66	KC	L	23-48	10-12-80	KC	L	20-21	9-01-96	Hou	L	19-20				
				11-15-81	KC	L	10-23	9-10-00	Ten	W	17-14				



vs. MIAMI DOLPHINS

Regular Season: 15-19 (Home 8-8, Away 7-11) • Playoffs: 1-0 (Home 0-0, Away 1-0)

Date	Site	W/L	Score	Date	Site	W/L	Score	Date	Site	W/L	Score	Total Points: Titans 652, Dolphins 659 Longest Win Streak: 3 (1967-68, 78-79) Longest Losing Streak: 5 (1992-01) At Nissan Stadium: 2-2 At Dolphin Stadium: 3-6 Series Sweeps: Titans (1967, 69); Dolphins (1966)			
10-23-66	Hou	L	13-20	11-20-78	Hou	W	35-30	9-7-97	Mia	L	13-16 OT				
12-18-66	Mia	L	28-29	12-24-78	Mia	W	17-9 (WC)	11-7-99	Mia	L	0-17				
12-3-67	Hou	W	17-14	11-5-79	Mia	W	9-6	9-9-01	Tenn	L	23-31				
12-23-67	Mia	W	41-10	9-20-81	Hou	L	10-16	11-9-03	Tenn	W	31-7				
9-14-68	Mia	W	24-10	12-4-83	Hou	L	17-24	9-11-04	Mia	W	17-7				
10-6-68	Hou	L	7-24	10-14-84	Mia	L	10-28	12-24-05	Mia	L	10-24				
9-28-69	Hou	W	22-10	9-8-85	Hou	W	26-23	9-24-06	Mia	L	10-13				
11-23-69	Mia	W	32-7	11-2-86	Mia	L	7-28	12-20-09	Tenn	W	27-24 OT				
9-27-70	Hou	L	10-20	10-1-89	Hou	W	39-7	11-14-10	Mia	L	17-29				
9-24-72	Mia	L	13-34	10-20-91	Mia	W	17-13	11-11-12	Mia	W	37-3				
11-16-75	Hou	W	20-19	11-22-92	Mia	L	16-19	10-18-15	Tenn	L	10-38				
10-2-77	Mia	L	7-27	11-17-96	Hou	L	20-23								



vs. MINNESOTA VIKINGS

Regular Season: 4-8 (Home 3-1, Away 1-7) • Playoffs: 0-0

Date	Site	W/L	Score	Date	Site	W/L	Score	Total Points: Titans 188, Vikings 320 Longest Win Streak: 1 (last 2008) Longest Losing Streak: 4 (1995-04) At Nissan Stadium: 1-0 At Metrodome: 1-6			
10-13-74	Min	L	10-51	10-8-95	Min	L	17-23				
12-21-80	Hou	W	20-16	12-26-98	Tenn	L	16-26				
10-16-83	Min	L	14-34	12-9-01	Min	L	24-42				
12-14-86	Hou	W	23-10	10-24-04	Min	L	3-20				
9-10-89	Min	L	7-38	9-28-08	Tenn	W	30-17				
11-15-92	Min	W	17-13	10-7-12	Min	L	7-30				



vs. NEW ENGLAND PATRIOTS

Regular Season: 15-23-1 (Home 10-7, Away 5-16-1) • Playoffs: 1-1 (Home 0-0, Away 1-1)

Date	Site	W/L	Score	Date	Site	W/L	Score	Date	Site	W/L	Score	Date	Site	W/L	Score
11-25-60	NE	W	24-10	11-13-66	Hou	L	14-38	10-18-81	NE	L	10-38	9-9-12	Tenn	L	13-34
12-18-60	Hou	W	37-21	11-5-67	NE	L	7-18	11-28-82	NE	L	21-29	12-20-15	NE	L	16-33
10-13-61	NE	T	31-31	11-26-67	Hou	W	27-6	10-18-87	Hou	L	7-21	Total Points: Titans 823, Patriots 1,024 Longest Win Streak: 4 (1975-80) Longest Losing Streak: 6 (2003-15) At Nissan Stadium: 1-2 At Gillette Stadium: 0-4 Series Sweeps: Titans (1960, 68); Patriots (1963, 64, 66)			
11-12-61	Hou	W	27-15	10-13-68	NE	W	16-0	9-25-88	Hou	W	31-6				
9-16-62	NE	L	21-34	12-15-68	Hou	W	45-17	10-8-89	NE	L	13-23				
11-18-62	Hou	W	21-17	11-2-69	NE	L	0-24	9-22-91	NE	L	20-24				
11-1-63	NE	L	3-45	12-14-69	Hou	W	23-27	10-17-93	NE	W	28-14				
12-8-63	Hou	L	28-46	11-7-71	NE	L	20-28	9-20-98	NE	L	16-27				
11-6-64	NE	L	24-25	11-25-73	Hou	L	0-32	12-16-02	Tenn	W	24-7				
11-29-64	Hou	L	17-34	9-21-75	NE	W	7-0	10-5-03	NE	L	30-38				
9-19-65	Hou	W	10-31	11-12-78	NE	W	26-23	1-10-04	NE	L	14-17 (Div)				
12-18-65	NE	L	14-42	12-31-78	NE	W	31-14 (Div)	12-31-06	Tenn	L	23-40				
9-25-66	NE	L	21-27	11-10-80	Hou	W	38-34	10-18-09	NE	L	0-59				



vs. NEW ORLEANS SAINTS

Regular Season: 8-5-1 (Home 2-3-1, Away 6-2) • Playoffs: 0-0

Date	Site	W/L	Score	Date	Site	W/L	Score	Date	Site	W/L	Score	Total Points: Titans 313, Saints 283 Longest Win Streak: 4 (1996-07) Longest Losing Streak: 3 (1981-87) At Nissan Stadium: 1-1 At Superdome: 6-2			
10-3-71	Hou	T	13-13	10-21-90	Hou	W	23-10	12-11-11	Tenn	L	17-22				
10-3-76	NO	W	31-26	9-5-93	NO	L	21-33	11-8-15	NO	W	34-28 OT				
12-10-78	NO	W	17-12	11-10-96	NO	W	31-14								
11-22-81	Hou	L	24-27	10-17-99	NO	W	24-21								
9-30-84	Hou	L	10-27	9-21-03	Tenn	W	27-12								
12-13-87	NO	L	10-24	9-24-07	NO	W	31-14								



vs. NEW YORK GIANTS

Regular Season: 5-6 (Home 3-3, Away 2-3) • Playoffs: 0-0

Date	Site	W/L	Score
9-16-73	NY	L	14-34
12-5-82	NY	L	14-17
12-8-85	Hou	L	14-35
12-21-91	NY	L	20-24
11-21-94	Hou	L	10-13

Date	Site	W/L	Score
11-9-97	Tenn	W	10-6
10-1-00	Tenn	W	28-14
12-1-02	NY	W	32-29 OT
11-26-06	Tenn	W	24-21
9-26-10	NY	W	29-10

Date	Site	W/L	Score
12-7-14	Tenn	L	7-36

Total Points: Titans 202, Giants 239
Longest Win Streak: 5 (1997-10)
Longest Losing Streak: 5 (1973-94)
At Nissan Stadium: 2-1
At Giants Stadium: 1-2
At MetLife Stadium: 1-0



vs. NEW YORK JETS

Regular Season: 23-19-1 (Home 17-6, Away 6-13-1) • Playoffs: 1-0 (Home 1-0, Away 0-0)

Date	Site	W/L	Score
10-9-60	Hou	W	27-21
10-23-60	NY	W	42-28
11-19-61	Hou	W	49-13
12-10-61	NY	W	48-21
10-14-62	Hou	W	56-17
12-15-62	NY	W	44-10
9-22-63	NY	L	17-24
11-10-63	Hou	W	31-27
10-17-64	NY	L	21-24
12-13-64	Hou	W	33-17
9-12-65	Hou	W	27-21
11-21-65	NY	L	14-41
9-18-66	NY	L	13-52
10-16-66	Hou	W	24-0

Date	Site	W/L	Score
10-15-67	NY	T	28-28
10-20-68	Hou	L	14-20
11-10-68	NY	L	7-26
10-20-69	NY	L	17-26
12-6-69	Hou	L	26-34
10-1-72	Hou	W	26-20
11-3-74	NY	W	27-22
9-18-77	Hou	W	20-0
10-28-79	Hou	W	27-24
11-23-80	NY	L	28-31 OT
9-27-81	NY	L	17-33
11-18-84	Hou	W	31-20
9-18-88	NY	L	3-45
10-28-90	Hou	L	12-17

Date	Site	W/L	Score
10-13-91	NY	W	23-20
12-29-91	Hou	W	17-10 (WC)
1-2-94	Hou	W	24-0
12-24-94	Hou	W	24-10
12-17-95	Hou	W	23-6
12-1-96	NY	W	35-10
11-22-98	Tenn	L	3-24
12-1-03	NY	L	17-24
9-10-06	Tenn	L	16-23
12-23-07	Tenn	W	10-6
11-23-08	Tenn	L	13-34
9-27-09	NY	L	17-24
12-17-12	Tenn	W	14-10
10-6-13	Tenn	W	38-13

12-14-14 Tenn L 11-16
 12-13-15 NYJ L 8-30
 Total Points: Titans 1,022, Jets 922
Longest Win Streak: 6 (last 1991-96)
Longest Losing Streak: 4 (1968-69)
At Nissan Stadium: 3-3
At Giants Stadium: 2-3
At MetLife Stadium: 0-1
Series Sweeps: Titans (1960, 61, 62); Jets (1968, 69)



vs. OAKLAND RAIDERS

Regular Season: 20-24 (Home 15-12, Away 5-12) • Playoffs: 0-4 (Home 0-0, Away 0-4)

Date	Site	W/L	Score
9-11-60	Oak	W	37-22
9-25-60	Hou	L	13-14
9-9-61	Hou	W	55-0
12-17-61	Oak	W	47-16
11-11-62	Oak	W	28-20
12-9-62	Hou	W	32-17
9-7-63	Hou	L	13-24
12-22-63	Oak	L	49-52
9-19-64	Hou	W	42-28
11-15-64	Oak	L	10-20
9-26-65	Oak	L	17-21
11-7-65	Hou	L	21-33
9-10-66	Hou	W	31-0
11-6-66	Oak	L	23-38
12-10-67	Hou	L	7-19

Date	Site	W/L	Score
12-31-67	Oak	L	7-40 (AFL Champ)
9-29-68	Hou	L	15-24
9-14-69	Oak	L	17-21
12-21-69	Oak	L	7-56 (AFL Div)
11-14-71	Oak	L	21-41
10-9-72	Hou	L	0-34
12-2-73	Hou	L	6-17
12-14-75	Hou	W	27-26
9-26-76	Hou	L	13-14
11-13-77	Oak	L	29-34
10-8-78	Oak	L	17-21
11-11-79	Hou	W	31-17
12-28-80	Oak	L	7-27 (WC)
11-8-81	Hou	W	17-16

Date	Site	W/L	Score
9-11-83	LA	L	6-20
9-2-84	Hou	L	14-24
10-26-86	Hou	L	17-28
9-11-88	Hou	W	38-35
11-19-89	Hou	W	23-7
9-1-91	Hou	W	47-17
10-30-94	LA	L	14-17
8-31-97	Tenn	W	24-21 OT
12-9-99	Tenn	W	21-14
12-22-01	Oak	W	13-10
9-29-02	Oak	L	25-52
1-19-03	Oak	L	24-41 (Champ)
9-7-03	Tenn	W	25-20
12-19-04	Oak	L	35-40
10-30-05	Tenn	L	25-34

10-28-07 Tenn W 13-9
 9-12-10 Tenn W 38-13
 11-24-13 Oak W 23-19
 11-29-15 Tenn L 21-24
 Total Points: Titans 1,085, Raiders 1,157
Longest Win Streak: 4 (1961-62)
Longest Losing Streak: 9 (1966-73)
At Nissan Stadium: 4-2
At O.co Coliseum: 2-11
Series Sweeps: Titans (1961,62); Raiders (1963, 65)



vs. PHILADELPHIA EAGLES

Regular Season: 4-7 (Home 2-3, Away 2-4) • Playoffs: 0-0

Date	Site	W/L	Score
11-12-72	Hou	L	17-18
12-16-79	Hou	L	20-26
12-19-82	Phil	L	14-35
10-2-88	Phil	L	23-32
12-2-91	Hou	L	6-13

Date	Site	W/L	Score
10-24-94	Phil	L	6-21
12-3-00	Phil	W	15-13
9-8-02	Tenn	W	27-24
11-19-06	Phil	W	31-13
10-24-10	Tenn	W	37-19

Date	Site	W/L	Score
11-23-14	Phil	L	24-43

Total Points: Titans 220, Eagles 257
Longest Win Streak: 4 (2000-10)
Longest Losing Streak: 6 (1972-94)
At Nissan Stadium: 2-0
At Lincoln Financial Field: 1-1



vs. PITTSBURGH STEELERS

Regular Season: 31-42 (Home 19-18, Away 12-24) • Playoffs: 1-3 (Home 1-1, Away 0-2)

Date	Site	W/L	Score
9-20-70	Pitt	W	19-7
10-18-70	Hou	L	3-7
10-24-71	Pitt	L	16-23
12-5-71	Hou	W	29-3
10-15-72	Pitt	L	7-24
12-10-72	Hou	L	3-9
9-30-73	Hou	L	7-36
12-9-73	Pitt	L	7-33
10-6-74	Hou	L	7-13
12-1-74	Pitt	W	13-10
11-9-75	Pitt	L	17-24
11-24-75	Hou	L	9-32
11-21-76	Pitt	L	16-32
12-11-76	Hou	L	0-21
10-9-77	Hou	W	27-10
10-23-77	Pitt	L	10-27
10-23-78	Pitt	W	24-17
12-3-78	Hou	L	3-13
1-7-79	Pitt	L	5-34 (Champ)
9-9-79	Pitt	L	7-38
12-10-79	Hou	W	20-17
1-6-80	Pitt	L	13-27 (Champ)

Date	Site	W/L	Score
9-7-80	Pitt	L	17-31
12-4-80	Hou	W	6-0
10-26-81	Pitt	L	13-26
12-20-81	Hou	W	21-20
11-21-82	Hou	L	10-24
9-18-83	Hou	L	28-40
10-2-83	Pitt	L	10-17
11-4-84	Pitt	L	7-35
12-2-84	Hou	W	23-20 OT
9-22-85	Pitt	L	0-20
11-17-85	Hou	L	7-30
9-28-86	Hou	L	16-22 OT
11-16-86	Pitt	L	10-21
11-15-87	Pitt	W	23-3
12-20-87	Hou	W	24-16
10-16-88	Pitt	W	34-14
12-4-88	Hou	L	34-37
10-22-89	Hou	W	27-0
12-3-89	Pitt	W	23-16
12-31-89	Hou	L	26-23 OT (WC)
9-16-90	Pitt	L	9-20
12-30-90	Hou	W	34-14

Date	Site	W/L	Score
11-24-91	Pitt	L	14-26
12-8-91	Hou	W	31-6
9-6-92	Hou	L	24-29
11-1-92	Pitt	L	20-21
11-28-93	Hou	W	23-3
12-19-93	Pitt	W	26-17
10-3-94	Pitt	L	14-30
11-6-94	Hou	L	9-12 OT
9-10-95	Hou	L	17-34
12-3-95	Pitt	L	7-21
9-29-96	Pitt	L	16-30
10-20-96	Hou	W	23-13
9-28-97	Pitt	L	24-37
12-21-97	Tenn	W	16-6
11-1-98	Pitt	W	41-31
11-15-98	Tenn	W	23-14
11-21-99	Tenn	W	16-10
1-2-00	Pitt	W	47-36
9-24-00	Pitt	W	23-20
11-5-00	Tenn	W	9-7
10-29-01	Pitt	L	7-34
11-25-01	Tenn	L	24-34

11-17-02 Tenn W 31-23
1-11-03 **Tenn** **W** **34-31 OT (Div)**
 9-28-03 Pitt W 30-13
 9-11-05 Pitt L 7-34
 12-21-08 Tenn W 31-14
 9-10-09 Pitt L 10-13 OT
 9-19-10 Tenn L 11-19
 10-9-11 Pitt L 17-38
 10-11-12 Tenn W 26-23
 9-8-13 Pit W 16-9
 11-17-14 Tenn L 24-27
 Total Points: Titans 1,352, Steelers 1,624
Longest Win Streak: 7 (1997-00)
Longest Losing Streak: 5 (last 1994-96)
At Nissan Stadium: 6-3
At Heinz Field: 2-4
Series Sweeps: Titans (1987, 89, 93, 98, 99, 00); Steelers (1972, 73, 75, 76, 83, 85, 86, 92, 94, 95, 01)



vs. ST. LOUIS RAMS

Regular Season: 5-6 (Home 3-3, Away 2-3) • Playoffs: 0-1 (Neutral Site 0-1)

Date	Site	W/L	Score
10-7-73	Hou	L	26-31
9-24-78	Hou	L	6-10
9-6-81	LA	W	27-20
12-9-84	LA	L	16-27
9-13-87	Hou	W	20-16
11-4-90	LA	L	13-17

Date	Site	W/L	Score
9-26-93	Hou	L	28-13
10-31-99	Tenn	W	24-21
1-30-00	Atl	L	16-23 (SB 34)
9-25-05	St.L	L	27-31
12-13-09	Tenn	W	47-7
11-3-13	StL	W	28-21

Total Points: Titans 263, Rams 252
Longest Win Streak: 2 (2009-13)
Longest Losing Streak: 2 (last 2000-05)
At Nissan Stadium: 2-0
At Edward Jones Dome: 1-1



vs. SAN DIEGO CHARGERS

Regular Season: 14-25-1 (Home 11-9, Away 3-16-1) • Playoffs: 3-1 (Home 1-0, Away 2-1)

Date	Site	W/L	Score
9-18-60	Hou	W	38-28
11-13-60	LA	L	21-24
1-1-61	Hou	W	24-16 (AFL Champ)
9-24-61	SD	L	24-34
12-3-61	Hou	W	33-13
12-24-61	SD	W	10-3 (AFL Champ)
9-23-62	SD	W	42-17
11-25-62	Hou	W	33-27
12-1-63	SD	L	0-27
12-15-63	Hou	L	14-20
9-12-64	SD	L	21-27
10-25-64	Hou	L	17-20
10-3-65	SD	L	14-31

Date	Site	W/L	Score
12-12-65	Hou	L	26-37
12-4-66	Hou	L	22-28
9-24-67	SD	L	3-13
12-16-67	Hou	W	17-24
9-21-68	SD	L	14-30
11-27-69	Hou	L	17-21
10-25-70	SD	T	31-31
12-19-71	Hou	W	49-33
11-26-72	SD	L	20-34
9-15-74	Hou	W	21-14
9-28-75	Hou	W	33-17
10-17-76	SD	L	27-30
12-17-78	Hou	L	24-45
12-29-79	SD	W	17-14 (Div)
9-16-84	SD	L	14-31

Date	Site	W/L	Score
11-24-85	Hou	W	37-35
12-7-86	SD	L	0-27
12-6-87	Hou	W	33-18
9-17-89	SD	W	34-27
9-30-90	SD	W	17-7
9-27-92	Hou	W	27-0
9-19-93	SD	L	17-18
9-13-98	Tenn	L	7-13
10-3-04	SD	L	17-38
9-17-06	SD	L	7-40
12-9-07	Tenn	L	17-23 OT
1-6-08	SD	L	6-17 (WC)
12-25-09	Tenn	L	17-42
10-31-10	SD	L	25-33
9-16-12	SD	L	10-38

9-22-13 Tenn W 20-17
Total Points: Titans 924, Chargers 1,075
Longest Win Streak: 4 (1961-62, 1987-92)
Longest Losing Streak: 9 (1993-2012)
At Nissan Stadium: 1-2
At Qualcomm Stadium: 3-12-1
Series Sweeps: Titans (1962); Chargers (1963, 64, 65)



vs. SAN FRANCISCO 49ERS

Regular Season: 5-8 (Home 2-5, Away 3-3) • Playoffs: 0-0

Date	Site	W/L	Score
11-15-70	Hou	L	20-30
12-7-75	SF	W	27-13
9-17-78	Hou	W	20-19
12-13-81	SF	L	6-28
10-21-84	Hou	L	21-34
11-8-87	SF	L	20-27

Date	Site	W/L	Score
10-7-90	Hou	L	21-24
12-25-93	SF	W	10-7
10-27-96	Hou	L	9-10
10-3-99	SF	L	22-24
11-27-05	Tenn	W	33-22
11-8-09	SF	W	34-27

Date	Site	W/L	Score
10-20-13	Tenn	L	17-31

Total Points: Titans 260, 49ers 296
Longest Win Streak: 2 (1975-78, 2005-09)
Longest Losing Streak: 4 (1981-90)
At Nissan Stadium: 1-1
At Candlestick Park: 3-3



vs. SEATTLE SEAHAWKS

Regular Season: 5-10 (Home 3-3, Away 2-7) • Playoffs: 1-0 (Home 1-0, Away 0-0)

Date	Site	W/L	Score
11-20-77	Sea	W	22-10
10-21-79	Sea	L	14-34
10-5-80	Hou	L	7-26
10-11-81	Hou	W	35-17
9-19-82	Hou	W	23-21
1-3-88	Hou	W	23-20 OT (WC)

Date	Site	W/L	Score
11-13-88	Sea	L	24-27
12-2-90	Sea	L	10-13 OT
11-7-93	Hou	W	24-14
12-11-94	Hou	L	14-16
11-3-96	Sea	L	16-23
10-5-97	Sea	L	13-16

Date	Site	W/L	Score
11-29-98	Sea	L	18-20
12-18-05	Tenn	L	24-28
1-3-10	Sea	W	17-13
10-13-13	Sea	L	13-20

Total Points: Titans 297, Seahawks 318
Longest Win Streak: 3 (1981-87)
Longest Losing Streak: 5 (1994-05)
At Nissan Stadium: 0-1
At Qwest Field: 1-1



vs. TAMPA BAY BUCCANEERS

Regular Season: 9-2 (Home 7-0, Away 2-2) • Playoffs: 0-0

Date	Site	W/L	Score
9-12-76	Hou	W	20-0
10-19-80	Hou	W	20-14
11-27-83	TB	L	24-33
12-10-89	Hou	W	20-17
10-29-95	Hou	W	19-7
11-8-98	TB	W	31-22

Date	Site	W/L	Score
10-14-01	Tenn	W	31-28 OT
12-28-03	Tenn	W	33-13
10-14-07	TB	L	10-13
11-27-11	Tenn	W	23-17
9-13-15	TB	W	42-14

Total Points: Titans 273, Buccaneers 178
Longest Win Streak: 5 (1989-03)
Longest Losing Streak: 1 (1983, 2007)
At Nissan Stadium: 3-0
At Raymond James Stadium: 2-1



vs. WASHINGTON REDSKINS

Regular Season: 6-6 (Home 3-2, Away 3-4) • Playoffs: 0-0

Date	Site	W/L	Score
10-10-71	Wash	L	13-22
10-19-75	Hou	W	13-10
9-2-79	Wash	W	29-27
9-15-85	Wash	L	16-13
10-30-88	Hou	W	41-17
11-3-91	Wash	L	13-16 OT

Date	Site	W/L	Score
10-19-97	Tenn	W	28-14
10-30-00	Wash	W	27-21
10-6-02	Tenn	L	14-31
10-15-06	Wash	W	25-22
11-21-10	Tenn	L	16-19 OT
10-20-14	Wash	L	17-19

Total Points: Titans 233, Redskins 215
Longest Win Streak: 2 (last 1997-00)
Longest Losing Streak: 2 (2010-14)
At Nissan Stadium: 0-2
At FedEx Field: 2-1

TITANS ALL-TIME FIRST-ROUND DRAFT PICKS

Year	Pick	Player	Pos.	College	Year	Pick	Player	Pos.	College
2015	2	Marcus Mariota	QB	Oregon	1985	3	Ray Childress	DE	Texas A&M
2014	11	Taylor Lewan	T	Michigan		11	Richard Johnson	DB	Wisconsin
2013	10	Chance Warmack	G	Alabama	1984	2	Dean Steinkuhler	T	Nebraska
2012	20	Kendall Wright	WR	Baylor	1983	9	Bruce Matthews	G	USC
2011	8	Jake Locker	QB	Washington	1982	8	Mike Munchak	G	Penn State
2010	16	Derrick Morgan	DE	Georgia Tech	1981		(none)		
2009	30	Kenny Britt	WR	Rutgers	1980		(none)		
2008	24	Chris Johnson	RB	East Carolina	1979		(none)		
2007	19	Michael Griffin	DB	Texas	1978	1	Earl Campbell	RB	Texas
2006	3	Vince Young	QB	Texas	1977	11	Morris Towns	T	Missouri
2005	6	Pacman Jones	CB	West Virginia	1976		(none)		
2004		(none)			1975	6	Robert Brazile	LB	Jackson State
2003	28	Andre Woolfolk	CB	Oklahoma		15	Don Hardeman	RB	Tex.A&M-Kingsville
2002	15	Albert Haynesworth	DT	Tennessee	1974		(none)		
2001		(none)			1973	1	John Matuszak	DE	Tampa
2000	30	Keith Bulluck	LB	Syracuse		14	George Amundson	RB	Iowa State
1999	16	Jevon Kearse	DE	Florida	1972	6	Greg Sampson	DE	Stanford
1998	16	Kevin Dyson	WR	Utah	1971	3	Dan Pastorini	QB	Santa Clara
1997	18	Kenny Holmes	DE	Miami (Fla.)	1970	14	Doug Wilkerson	G	NC Central
1996	14	Eddie George	RB	Ohio State	1969	15	Ron Pritchard	LB	Arizona State
1995	3	Steve McNair	QB	Alcorn State	1968		(none)		
1994	26	Henry Ford	DE	Arkansas	1967	5	George Webster	LB	Michigan St.
1993	13	Brad Hopkins	T	Illinois		23	Tom Regner	G	Notre Dame
1992		(none)			1966		Tommy Nobis	LB	Texas
1991		(none)			1965		Lawrence Elkins	TE	Baylor
1990	15	Lamar Lathon	LB	Houston	1964		Scott Appleton	DT	Texas
1989	23	David Williams	T	Florida	1963		Danny Brabham	LB	Arkansas
1988	22	Lorenzo White	RB	Michigan State	1962		Ray Jacobs	DT	Howard Payne
1987	3	Alonzo Highsmith	RB	Miami (Fla.)	1961		Mike Ditka	TE	Pittsburgh
	20	Haywood Jeffires	WR	NC State	1960		Billy Cannon	HB	LSU
1986	3	Jim Everett	QB	Purdue					

1998–2015 TITANS DRAFT SELECTIONS

2015

Rd.	Pick	Player	Pos.	College
1	2	Marcus Mariota	QB	Oregon
2a	33	(traded to New York Giants)		
2b	40	Dorial Green-Beckham	WR	Oklahoma
3	66	Jeremiah Poutasi	OL	Utah
4a	100	Angelo Blackson	DE	Auburn
4b	108	Jalston Fowler	FB	Alabama
5	138	David Cobb	RB	Minnesota
6a	177	Deiontrez Mount	OLB	Louisville
6b	208	Andy Gallik	C	Boston College
7a	219	(traded to New England)		
7b	245	Tre McBride	WR	William & Mary

Draft Notes

- 2b, 4b, 7b – Picks acquired from New York Giants for 2a.
- 6b – Pick acquired in 2014 from New England for LB Akeem Ayers and 7a.

2014

Rd.	Pick	Player	Pos.	College
1	11	Taylor Lewan	T	Michigan
2a	42	(traded to Philadelphia)		
2b	54	Bishop Sankey	RB	Washington
3	77	(traded to San Francisco)		
4a	112	DaQuan Jones	DL	Penn State
4b	122	Marqueston Huff	DB	Wyoming
5	151	Avery Williamson	LB	Kentucky
6a	178	Zach Mettenberger	QB	Louisiana State
6b	186	(traded to Washington)		
7	228	(traded to Washington)		

Draft Notes

- 2b, 4b – Picks acquired in trade with Philadelphia for 2a.
- 3 – Pick traded to San Francisco during 2013 draft (see 2013, 2a).
- 6a – Pick acquired in trade with Washington for 6b and 7.

2013

Rd.	Pick	Player	Pos.	College
1	10	Chance Warmack	G	Alabama
2a	34	Justin Hunter	WR	Tennessee
2b	40	(traded to San Francisco)		
3a	70	Blidi Wreh-Wilson	CB	Connecticut
3b	97	Zaviar Gooden	LB	Missouri
4	107	Brian Schwenke	C	California
5	142	Lavar Edwards	DE	Louisiana State
6a	176	(traded to Minnesota)		
6b	202	Khalid Wooten	CB	Nevada
7a	216	(traded to San Francisco)		
7b	248	Daimion Stafford	S	Nebraska

Draft Notes

- 2a – Pick acquired in trade with San Francisco for 2b, 7a and a third-round pick in 2014.
- 6a – Pick traded to Minnesota in 2012 for a seventh-round pick in 2012.
- 3b, 6b, 7b – Awarded as compensatory selections

2012

Rd.	Pick	Player	Pos.	College
1	20	Kendall Wright	WR	Baylor
2	52	Zach Brown	LB	North Carolina
3	82	Mike Martin	DT	Michigan

ALL-TIME DRAFT SELECTIONS

4	115	Coty Sensabaugh	CB	Clemson
5a	145	Taylor Thompson	TE	Southern Methodist
5b	155	(traded to Miami)		
6	190	Markelle Martin	S	Oklahoma State
7a	211	Scott Solomon	DE	Rice
7b	227	(traded to Miami)		

Draft Notes

- 5a – Pick acquired in trade with Miami for 5b and 7b
- 7a – Pick acquired in trade with Minnesota for a sixth-round choice in 2013

2011

Rd.	Pick	Player	Pos.	College
1	8	Jake Locker	QB	Washington
2	39	Akeem Ayers	LB	UCLA
3	77	Jurrell Casey	DT	Southern California
4a	109	Colin McCarthy	LB	Miami (Fla.)
4b	130	Jamie Harper	RB	Clemson
5	142	Karl Klug	DL	Iowa
6	175	Byron Stingily	T	Louisville
7a	212	Zach Clayton	DT	Auburn
7b	251	Tommie Campbell	DB	California (Pa.)

Draft Notes

- 4b, 7b – Awarded as compensatory selections

2010

Rd.	Pick	Player	Pos.	College
1	16	Derrick Morgan	DE	Georgia Tech
2	47	(traded to New England)		
3a	77	Damian Williams	WR	Southern California
3b	97	Rennie Curran	LB	Georgia
4a	104	Alterraun Verner	CB	UCLA
4b	111	(traded to Seattle)		
5	148	Robert Johnson	S	Utah
6a	176	Rusty Smith	QB	Florida Atlantic
6b	185	(traded to Seattle)		
6c	207	Myron Rolle	S	Florida State
7a	222	Marc Mariani	WR	Montana
7b	241	David Howard	DT	Brown

Draft Notes

- 3b, 6c, 7b – Awarded as compensatory selections
- 2 – Traded to New England in 2009 (see 2009 3a)
- 4a, 6a – Picks acquired in trade with Seattle for RB LenDale White, DT Kevin Vickerson, 4b and 6b

2009

Rd.	Pick	Player	Pos.	College
1	30	Kenny Britt	WR	Rutgers
2	62	Sen'Derrick Marks	DT	Auburn
3a	89	Jared Cook	TE	South Carolina
3b	94	Ryan Mouton	CB	Hawaii
4a	130	Gerald McRath	LB	Southern Mississippi
4b	135	Troy Kropog	T/G	Tulane
5a	166	(Traded to Dallas)		
5b	173	Javon Ringer	RB	Michigan State
6a	203	Jason McCourty	CB	Rutgers
6b	206	Dominique Edison	WR	Stephen F. Austin
7a	239	Ryan Durand	G	Syracuse
7b	242	Nick Schommer	S	North Dakota State

Draft Notes

- 4b, 5b, 6b, 7b – Awarded as compensatory selections
- 3a – Pick acquired in trade with New England for second round pick in 2010
- 5a – Pick traded to Dallas (see 2008 4c)

2008

Rd.	Pick	Player	Pos.	College
1	24	Chris Johnson	RB	East Carolina

2	54	Jason Jones	DL	Eastern Michigan
3	85	Craig Stevens	TE	California
4a	103	William Hayes	DE	Winston-Salem State
4b	124	(Traded to Washington)		
4c	126	Lavelle Hawkins	WR	California
4d	134	Stanford Keglar	LB	Purdue
5	157	(Traded to Washington)		
6	189	(Traded to Seattle)		
7	229	Cary Williams	CB	Washburn

Draft Notes

- 4d – Awarded as compensatory selection
- 4a – Pick acquired in trade with Washington for fourth round pick (#124 overall) and fifth round pick (#157 overall).
- 4b – Traded to Washington (see 4a)
- 4c – Pick acquired in trade with Dallas for Pacman Jones
- 5 – Pick traded to Washington (see 4a)
- 6 – Pick traded to Seattle for Bryce Fisher

2007

Rd.	Pick	Player	Pos.	College
1	19	Michael Griffin	S	Texas
2	50	Chris Henry	RB	Arizona
3	80	Paul Williams	WR	Fresno State
4a	115	Leroy Harris	G/C	N.C. State
4b	128	Chris Davis	WR	Florida State
5	152	Antonio Johnson	DT	Mississippi State
6a	188	Joel Filani	WR	Texas Tech
6b	204	Jacob Ford	DE	Central Arkansas
6c	206	Ryan Smith	CB	Florida
7	223	Mike Otto	T	Purdue

Draft Notes

- 4b – Pick acquired in trade with Baltimore for Steve McNair in 2006.
- 6b – Pick acquired in trade with San Diego for Billy Volek in 2006.
- 6c – Pick acquired in trade with Indianapolis for seventh round pick (#238 overall) in 2006. That selection was originally obtained from Indianapolis for Rocky Calmus.

2006

Rd.	Pick	Player	Pos.	College
1	3	Vince Young	QB	Texas
2a	39	(Traded to Philadelphia)		
2b	45	LenDale White	RB	Southern California
3	70	(Traded to Buffalo)		
4a	102	Calvin Lowry	S	Penn State
4b	116	Stephen Tulloch	LB	N.C. State
5a	137	Terna Nande	LB	Miami (Ohio)
5b	169	Jesse Mahelona	DT	Tennessee
6	172	Jonathan Orr	WR	Wisconsin
7a	215	Cortland Finnegan	CB	Samford
7b	238	(Traded to Indianapolis)		
7c	245	Spencer Toone	LB	Utah
7d	246	Quinton Ganther	RB	Utah

Draft Notes

- 5b, 7c and 7d – awarded as compensatory selections
- 2a – Pick traded to Philadelphia (see 2b)
- 2b – Pick acquired from Philadelphia along with 2006 fourth round pick (116 overall) for the Titans second round pick (39 overall)
- 3 – Pick traded to Buffalo for RB Travis Henry in 2005
- 7b – Pick acquired from Indianapolis for LB Rocky Calmus in 2005 and traded back to Indianapolis for sixth round selection in 2007

2005

Rd.	Pick	Player	Pos.	College
1	6	Adam Jones	CB	West Virginia
2a	37	(Traded to Detroit)		
2b	41	Michael Roos	T	Eastern Washington
3a	68	Courtney Roby	WR	Indiana
3b	96	Brandon Jones	WR	Oklahoma
4a	108	Vincent Fuller	S	Virginia Tech
4b	113	David Stewart	T	Mississippi State

ALL-TIME DRAFT SELECTIONS

4c	136	Roydell Williams	WR	Tulane
5a	142	Damien Nash	RB	Missouri
5b	150	Daniel Loper	T	Texas Tech
6	179	Bo Scaife	TE	Texas
7	218	Reynaldo Hill	CB	Florida

Draft Notes

- 3b and 4c – awarded as compensatory selections
- 2a – Pick traded to Detroit (see 2b)
- 2b – Pick acquired from Detroit along with 2005 fourth round pick (113 overall) for the Titans second round pick (37 overall)
- 4b – Pick acquired from Detroit (see 2b)
- 5b – Pick acquired from Kansas City for DE Carlos Hall

2004

Rd.	Pick	Player	Pos.	College
1	27	(Traded to Houston)		
2a	40	Ben Troupe	TE	Florida
2b	42	Travis LaBoy	DE	Hawaii
2c	57	Antwan Odom	DE	Alabama
3a	71	Randy Starks	DT	Maryland
3b	92	Rich Gardner	CB	Penn State
4a	103	Bo Schobel	DE	TCU
4b	124	Michael Waddell	CB	North Carolina
5a	138	Jacob Bell	G	Miami (Ohio)
5b	159	(Traded to Houston)		
5c	165	Robert Reynolds	LB	Ohio State
6	191	Troy Fleming	RB	Tennessee
7a	230	Jared Clauss	DT	Iowa
7b	239	Eugene Amano	C	S.E. Missouri State
7c	241	Sean McHugh	TE	Penn State

Draft Notes

- 5c, 7b, 7c – awarded as compensatory selections
- 1 – Pick traded to Houston (see 2a)
- 2a – Pick acquired from Houston along with 2004 third round pick (71 overall), fourth round pick (103 overall) and fifth round pick (138 overall) for the Titans 2004 first round pick (27 overall) and fifth round pick (159 overall)
- 2b – Pick acquired from New York Jets for WR Justin McCariens
- 3a – Pick acquired in Houston trade (see 2a)
- 4a – Pick acquired in Houston trade (see 2a)
- 5a – Pick acquired in Houston trade (see 2a)
- 5b – Pick traded to Houston (see 2a)

2003

Rd.	Pick	Player	Pos.	College
1	28	Andre Woolfolk	CB	Oklahoma
2	60	Tyrone Calico	WR	Middle Tennessee State
3	93	Chris Brown	RB	Colorado
4	126	Rien Long	DT	Washington State
5a	154	Donnie Nickey	S	Ohio State
5b	164	(Traded to New England)		
6	201	(Traded to New England)		
7a	225	Todd Williams	T	Florida State
7b	243	(Traded to New England)		

Draft Notes

- 5a – Pick acquired from New England along with 2003 seventh round pick (225 overall) for the Titans 2003 fifth round pick (164 overall), sixth round pick (201 overall) and seventh round pick (243 overall)
- 5b – Pick traded to New England (see 5a)
- 6 – Pick traded to New England (see 5a)
- 7a – Pick acquired in New England trade (see 5a)
- 7b – Pick traded to New England (see 5a)

2002

Rd.	Pick	Player	Pos.	College
1a	14	(Traded to N.Y. Giants)		
1b	15	Albert Haynesworth	DT	Tennessee
2	45	Tank Williams	S	Stanford
3	77	Rocky Calmus	LB	Oklahoma

4a	110	Mike Echols	CB	Wisconsin
4b	115	Tony Beckham	CB	Wisconsin-Stout
4c	133	Rocky Boiman	LB	Notre Dame
5	151	Jake Schifino	WR	Akron
6	187	Justin Hartwig	G	Kansas
7a	225	Darrell Hill	WR	Northern Illinois
7b	240	Carlos Hall	DE	Arkansas

Draft Notes

- 4c – awarded as compensatory selection
- 1a – Pick traded to N.Y. Giants (see 1b)
- 1b – Pick acquired from the New York Giants along with 2002 fourth round pick (115 overall) for the Titans 2002 first round pick (14 overall)
- 4b – Pick acquired in Giants trade (see 1b)
- 7b – Pick acquired from Green Bay for DT Rod Walker

2001

Rd.	Pick	Player	Pos.	College
1	29	(Traded to St. Louis)		
2	60	Andre Dyson	CB	Utah
3	90	Shad Meier	TE	Kansas State
4	124	Justin McCareins	WR	Northern Illinois
5	159	Eddie Berlin	WR	Northern Iowa
6a	192	Dan Alexander	RB	Nebraska
6b	199	Adam Haayer	T	Minnesota
7a	229	(Traded to Oakland)		
7b	232	Keith Adams	LB	Clemson

Draft Notes

- 6b, 7b – awarded as compensatory selections
- 1 – Pick traded to St. Louis for DE Kevin Carter
- 7a – Pick traded to Oakland for C Gennaro DiNapoli

2000

Rd.	Pick	Player	Pos.	College
1	30	Keith Bulluck	LB	Syracuse
3a	68	Erron Kinney	TE	Florida
3b	93	Byron Frisch	DE	Brigham Young
4a	124	Bobby Myers	S	Wisconsin
4b	128	Peter Sirmon	LB	Oregon
5a	135	Aric Morris	S	Michigan State
5b	160	Frank Chamberlin	LB	Boston College
6	197	Robaire Smith	DE	Michigan State
7a	213	Mike Green	RB	Houston
7b	237	Wes Shivers	T	Mississippi State

Draft Notes

- 4b – awarded as compensatory selection
- 7a – Pick acquired from Chicago for LB Lemanski Hall

1999

Rd.	Pick	Player	Pos.	College
1	16	Jevon Kearse	DE	Florida
2a	46	(Traded to New England)		
2b	52	John Thornton	DT	West Virginia
3	81	Zach Piller	G	Florida
4a	114	Brad Ware	S	Auburn
4b	117	Donald Mitchell	CB	Southern Methodist
5	151	Kevin Daft	QB	California-Davis
6	186	Darran Hall	WR	Colorado State
7	222	Phil Glover	LB	Utah

Draft Notes

- 2a – Pick traded to New England (see 2b)
- 2b – Pick acquired from New England along with 1999 fourth round pick (117 overall) for Titans 1999 second round pick (46 overall)
- 4b – Pick acquired in New England trade (see 2b)

FREE AGENCY HISTORY

2003

Players Signed (0)

Players Lost (5)

WR Kevin Dyson (Carolina)
DT John Thornton (Cincinnati)
CB Dainon Sidney (Buffalo)
CB Donald Mitchell (Dallas)
S Rich Coady (Indianapolis)

2004

Players Signed (0)

Players Lost (2)

DE Jevon Kearse (Philadelphia)
DT Robaire Smith (Houston)

2005

Players Signed (1)

DE Kyle Vanden Bosch (Arizona)

Players Lost (4)

RB Antowain Smith (New Orleans)
WR Eddie Berlin (Chicago)
CB Andre Dyson (Seattle)
TE Shad Meier (New Orleans)

2006

Players Signed (4)

WR David Givens (New England)
S Chris Hope (Pittsburgh)
C Kevin Mawae (N.Y. Jets)
LB David Thornton (Indianapolis)

Players Lost (4)

LB Rocky Boiman (Dallas)
C Justin Hartwig (Carolina)
LB Brad Kassell (N.Y. Jets)
S Tank Williams (Minnesota)

2007

Players Signed (6)

LB Ryan Fowler (RFA-Dallas)
WR Justin Gage (Chicago)
CB Nick Harper (Indianapolis)
CB Kelly Herndon (Seattle)
QB Tim Rattay (Tampa Bay)
S Bryan Scott (New Orleans)

Players Lost (3)

WR Drew Bennett (St. Louis)
DT Robaire Smith (Cleveland)
WR Bobby Wade (Minnesota)

2008

Players Signed (7)

TE Dwayne Blakley (Atlanta)
CB Chris Carr (RFA-Oakland)
TE Alge Crumpler (Atlanta)
DE Jevon Kearse (Philadelphia)
WR Justin McCareins (N.Y. Jets)
OT Jake Scott (Indianapolis)
LB Josh Stamer (Buffalo)

Players Lost (8)

G Jacob Bell (St. Louis)
RB Chris Brown (Houston)
LB Gilbert Gardner (Detroit)
TE Ben Hartsock (Atlanta)
DE Travis LaBoy (Arizona)
DE Antwan Odom (Cincinnati)

DT Randy Starks (Miami)
TE Ben Troupe (Tampa Bay)

2009

Players Signed (5)

CB DeMarcus Faggins (Houston)
DT Jovan Haye (Tampa Bay)
WR Mark Jones (Carolina)
QB Patrick Ramsey (Denver)
WR Nate Washington (Pittsburgh)

Players Lost (6)

CB Chris Carr (Baltimore)
DT Albert Haynesworth (Washington)
WR Brandon Jones (San Francisco)
CB Eric King (Detroit)
T Daniel Loper (Detroit)
QB Chris Simms (Denver)

2010

Players Signed (6)

LB Will Witherspoon (Philadelphia)
P/K Ricky Schmitt (San Francisco)
DE Jason Babin (Philadelphia)
CB Tye Hill (Atlanta)
QB Chris Simms (Denver)
TE Sean Ryan (Washington)

Players Lost (2)

DE Kyle Vanden Bosch (Detroit)
TE Alge Crumpler (New England)

2011

Players Signed (11)

QB Matt Hasselbeck (Seattle)
DT Shaun Smith (Kansas City)
TE Daniel Graham (Denver)
LB Barrett Ruud (Tampa Bay)
CB Frank Walker (Minnesota)
S Jordan Babineaux (Seattle)
T Pat McQuistan (Miami)
S Anthony Smith (Green Bay)
T Adam Terry (Jacksonville)
RB Kestahn Moore (Washington)
WR Kevin Curtis (Kansas City)

Players Lost (4)

DE Jason Babin (Philadelphia)
QB Kerry Collins (Indianapolis)
LB Stephen Tulloch (Detroit)
TE Bo Scaife (Cincinnati)

2012

Players Signed (7)

G Steve Hutchinson (Minnesota)
DE Kamerion Wimbley (Oakland)
DE Leger Douzable (Jacksonville)
LB Zac Diles (Indianapolis)
G Kyle DeVan (Philadelphia)
C Jon Cooper (Minnesota)
S Aaron Francisco (Detroit)

Players Lost (6)

WR Donnie Avery (Indianapolis)
CB Cortland Finnegan (St. Louis)
S Chris Hope (Atlanta)
DE William Hayes (St. Louis)
DE Jason Jones (Seattle)
LB Barrett Ruud (Seattle)

2013

Players Signed (14)

S George Wilson (Buffalo)
LB Moise Fokou (Indianapolis)
RB Shonn Greene (N.Y. Jets)
DT Sammie Hill (Detroit)
G Andy Levitre (Buffalo)
TE Delanie Walker (San Francisco)
G/C Rob Turner (St. Louis)
QB Ryan Fitzpatrick (Buffalo)
S Bernard Pollard (Baltimore)
DE Ropati Pitoitua (Kansas City)
WR Kevin Walter (Houston)
C/G Chris Spencer (Chicago)
RB Jalen Parmele (Jacksonville)
DT Antonio Johnson (Indianapolis)

Players Lost (5)

TE Jared Cook (St. Louis)
LB Zac Diles (Kansas City)
G Leroy Harris (Detroit)
DT Sen'Derrick Marks (Jacksonville)
DE Jarius Wynn (San Diego)

2014

Players Signed (8)

RB Dexter McCluster (Kansas City)
DL Al Woods (Pittsburgh)
QB Charlie Whitehurst (San Diego)
LB Wesley Woodyard (Denver)
T Michael Oher (Baltimore)
LB Shaun Phillips (Denver)
G/C Eric Olsen (Pittsburgh)
WR Brian Robiskie (Atlanta)

Players Lost (4)

CB Alterraun Verner (Tampa Bay)
WR Damian Williams (Miami)
WR Kenny Britt (St. Louis)
QB Rusty Smith (N.Y. Giants)

2015

Players Signed (7)

T Byron Bell (Carolina)
CB Perrish Cox (San Francisco)
WR Harry Douglas (Atlanta)
TE Anthony Fasano (Kansas City)
WR Hakeem Nicks (Indianapolis)
OLB Brian Orakpo (Washington)
S Da'Norris Searcy (Buffalo)

Players Lost (3)

CB Brandon Ghee (Cincinnati)
FB Collin Mooney (Atlanta)
WR Nate Washington (Houston)

ALL-TIME HEAD COACHES SUMMARY

COACH	YEARS	WON	LOST	TIED	PCT.	PTS.	ALLOWED
Lou Rymkus*	1960-61	12	7	1	.625	546	414
Wally Lemm	1961, 1966-70	38	40	4	.487	1,785	1,702
Frank "Pop" Ivy	1962-63	17	12	0	.586	706	662
Sammy Baugh	1964	4	10	0	.285	310	355
Hugh "Bones" Taylor	1965	4	10	0	.285	298	429
Ed Hughes	1971	4	9	1	.321	251	330
Bill Peterson**	1972-73	1	18	0	.052	241	553
Sid Gillman	1973-74	8	15	0	.347	358	556
O.A. "Bum" Phillips	1975-80	59	38	0	.608	1,857	1,741
Ed Biles***	1981-83	8	23	0	.258	526	774
Chuck Studley	1983	2	8	0	.200	179	286
Hugh Campbell****	1984-85	8	22	0	.266	487	787
Jerry Glanville	1985-89	35	35	0	.500	1,535	1,637
Jack Pardee#	1990-94	44	35	0	.556	1,771	1,418
Jeff Fisher	1994-2010	147	126	0	.538	5,872	5,719
Mike Munchak	2011-13	22	26	0	.458	1,017	1,069
Ken Whisenhunt##	2014-15	3	20	0	.130	379	597
Mike Mularkey	2015	2	7	0	.222	174	264

TOTALS **1960-2015** **418** **461** **6** **.476** **18,292** **19,293**
(includes postseason)

* Released after five games in 1961
** Released after five games in 1973

*** Resigned after six games in 1983
**** Released after 14 games in 1985

Released after 10 games in 1994
Released after seven games in 2015

TEAM CAPTAINS SINCE 2007

2007 Vince Young, QB (offense) Kevin Mawae, C (offense) Keith Bulluck, LB (defense) Kyle Vanden Bosch, DE (defense) Craig Hentrich, P (special teams)	2011 Matt Hasselbeck, QB (offense) Cortland Finnegan, CB (defense) Tim Shaw, LB (special teams)	2014 Jake Locker, QB (offense) Nate Washington, WR (offense) Jurrell Casey, DT (defense) Wesley Woodyard, LB (defense) George Wilson, S (special teams)
2008 Vince Young, QB (offense) Kevin Mawae, C (offense) Keith Bulluck, LB (defense) Kyle Vanden Bosch, DE (defense) Craig Hentrich, P (special teams)	2012 Jake Locker, QB (offense) Steve Hutchinson, G (offense) Jason McCourty, CB (defense) Colin McCarthy, LB (defense) Tim Shaw, LB (special teams)	2015 Taylor Lewan, T (offense) Delanie Walker, TE (offense) Jurrell Casey, DT (defense) Marcus Mariota, QB (offense) Dexter McCluster, RB (offense) Jason McCourty, CB (defense) Brian Orakpo, OLB (defense) Wesley Woodyard, LB (special teams)
2009 Kerry Collins, QB (offense) Kyle Vanden Bosch, DE (defense) Craig Hentrich, P (special teams) Donnie Nicky, S (special teams)	2013 Jake Locker, QB (offense) Michael Roos, T (offense) Nate Washington, WR (offense) Jason McCourty, CB (defense) Bernard Pollard, S (defense) Patrick Bailey, LB (special teams)	
2010 Vince Young, QB (offense) Ahmard Hall, FB (offense) Stephen Tulloch, LB (defense) Donnie Nicky, S (special teams)		

ALL-TIME STARTING QUARTERBACK SUMMARY (REGULAR SEASON)

Quarterback	Seasons	Wins	Losses	Ties	Pct.	Quarterback	Seasons	Wins	Losses	Ties	Pct.
George Blanda	1960-66	44	38	0	.537	Brent Pease	1987-88	2	1	0	.667
Jacky Lee	1960-67	4	5	1	.450	Cody Carlson	1987-94	11	8	0	.579
Don Trull	1964-69	4	9	2	.333	Billy Joe Tolliver	1994	0	7	0	.000
Buddy Humphrey	1966	0	1	0	.000	Bucky Richardson	1992-94	1	3	0	.250
Pete Beathard	1967-69	15	11	0	.577	Chris Chandler	1995-96	11	14	0	.440
Bob Davis	1967-69	3	2	1	.583	Steve McNair	1995-05	76	55	0	.580
Charley Johnson	1970-71	3	11	0	.214	Neil O'Donnell	1999-03	6	2	0	.750
Jerry Rhome	1970	0	3	0	.000	Billy Volek	2000-06	3	7	0	.300
John Hadl	1970	0	0	1	.500	Matt Mauck	2005	0	1	0	.000
Dan Pastorini	1971-79	53	55	0	.491	Vince Young	2006-10	30	17	0	.638
Lynn Dickey	1971-74	2	7	1	.250	Kerry Collins	2006-10	15	17	0	.469
Kent Nix	1972	0	1	0	.000	Rusty Smith	2010-11	0	1	0	.000
John Hadl	1976-77	1	5	0	.167	Matt Hasselbeck	2011-12	11	10	0	.524
Gifford Nielsen	1978-83	3	11	0	.214	Jake Locker	2011-14	9	14	0	.391
Ken Stabler	1980-81	16	12	0	.571	Ryan Fitzpatrick	2013	3	6	0	.333
John Reaves	1981	1	1	0	.500	Charlie Whitehurst	2014	1	4	0	.200
Archie Manning	1982-83	0	8	0	.000	Zach Mettenberger	2014-15	0	10	0	.000
Oliver Luck	1982-86	3	6	0	.333	Marcus Mariota	2015	3	9	0	.250
Warren Moon	1984-93	70	69	0	.504						

ALL-TIME PRO BOWL SELECTIONS

(Number of individual Pro Bowls selected in parenthesis)

AFL ALL-STARs

- 1961** Tony Banfield, CB (1)
George Blanda, QB (1)
Billy Cannon, HB (1)
Don Floyd, DE (1)
Charlie Hennigan, E (1)
Ed Husmann, DT (1)
Al Jamison, T (1)
Mark Johnston, S (1)
Bob McLeod, E (1)
Dennit Morris, LB (1)
Bob Schmidt, C (1)
Charley Tolar, FB (1)
- 1962** Tony Banfield, CB (2)
George Blanda, QB (2)
Willard Dewveall, E (1)
Don Floyd, DE (2)
Fred Glick, S (1)
Charlie Hennigan, E (2)
Ed Husmann, DT (2)
Al Jamison, T (2)
Rich Michael, T (1)
Jim Norton, S (1)
Bob Schmidt, C (2)
Bob Talamini, G (1)
Charley Tolar, FB (2)
- 1963** Tony Banfield, CB (3)
George Blanda, QB (3)
Fred Glick, S (2)
Charlie Hennigan, E (3)
Ed Husmann, DT (3)
Rich Michael, T (2)
Jim Norton, S (2)
Bob Schmidt, C (3)
Bob Talamini, G (2)
- 1964** Sid Blanks, RB (1)
Don Floyd, DE (3)
Fred Glick, S (3)
Charlie Hennigan, E (4)
Pete Jaquess, CB (1)
Bob Talamini, G (3)
- 1965** Ode Burrell, RB (2)
Willie Frazier, TE (1)
Charlie Hennigan, E (5)
Bob Talamini, G (4)
- 1966** Charles Frazier, E (1)
W.K. Hicks, CB (1)
Bob Talamini, G (5)
- 1967** Woody Campbell, RB (1)
Miller Farr, CB (1)
Hoyle Granger, RB (1)
Pat Holmes, DE (1)
Jim Norton, S (3)
Walter Suggs, T (1)

- Bob Talamini, G (6)
George Webster, LB (1)
- 1968** Sonny Bishop, G (1)
Garland Boyette, MLB (1)
Miller Farr, CB (2)
Hoyle Granger, RB (2)
Glen Ray Hines, T (1)
Pat Holmes, DE (2)
Bobby Maples, C (1)
Alvin Reed, TE (1)
Walter Suggs, T (2)
George Webster, LB (2)
- 1969** Jim Beirne, WR (1)
Elvin Bethea, DE (1)
Garland Boyette, MLB (2)
Miller Farr, CB (3)
Glen Ray Hines, T (2)
Ken Houston, S (2)
Jerry LeVias, WR (1)
Zeke Moore, CB (1)
Alvin Reed, TE (2)
George Webster, LB (3)

AFC PRO BOWL

- 1970** Ken Houston, S (3)
Zeke Moore, CB (2)
- 1971** Elvin Bethea, DE (2)
Ken Houston, S (4)
- 1972** Elvin Bethea, DE (3)
Ken Houston, S (5)
- 1973** Elvin Bethea, DE (4)
- 1974** Elvin Bethea, DE (5)
- 1975** Elvin Bethea, DE (6)
Ken Burrough, WR (1)
Curley Culp, DT (1)
Billy Johnson, KR (1)
Dan Pastorini, QB (1)
- 1976** Robert Brazile, OLB (1)
Curley Culp, DT (2)
- 1977** Robert Brazile, OLB (2)
Ken Burrough, WR (2)
Curley Culp, DT (3)
Billy Johnson, KR (2)
- 1978** Elvin Bethea, DE (7)
Robert Brazile, OLB (3)
Earl Campbell, RB (1)
Curley Culp, DT (4)
- 1979** Elvin Bethea, DE (8)
Robert Brazile, OLB (4)
Earl Campbell, RB (2)
Toni Fritsch, K (1)
Leon Gray, T (1)
Mike Reinfeldt, S (1)
- 1980** Robert Brazile, OLB (5)
Dave Casper, TE (1)
Earl Campbell, RB (3)
Greg Sternick, CB (1)
- 1981** Robert Brazile, OLB (6)
Earl Campbell, RB (4)
Leon Gray, T (2)
Carl Roaches, KR (1)
- 1982** Robert Brazile, OLB (7)
- 1983** Earl Campbell, RB (5)
- 1984** Mike Munchak, G (1)
- 1985** Mike Munchak, G (2)
- 1987** Keith Bostic, S (1)
Mike Munchak, G (3)
Mike Rozier, RB (1)
- 1988** Keith Bostic, S (2)
Ray Childress, DE (1)
John Grimsley, ILB (1)
Drew Hill, WR (1)
Bruce Matthews, G (1)
Warren Moon, QB (1)
Mike Munchak, G (4)
Mike Rozier, RB (2)
- 1989** Bruce Matthews, G (2)
Warren Moon, QB (2)
Mike Munchak, G (5)
- 1990** Ray Childress, DT (2)
Ernest Givins, WR (1)
Drew Hill, WR (2)
Bruce Matthews, G (3)
Warren Moon, QB (3)
Mike Munchak, G (6)
- 1991** Ray Childress, DT (3)
Cris Dishman, CB (1)
William Fuller, DE (1)
Haywood Jeffires, WR (1)
Bruce Matthews, C (4)
Warren Moon, QB (4)
Mike Munchak, G (7)
Al Smith, MLB (1)
- 1992** Ray Childress, DT (4)
Curtis Duncan, WR (1)
Ernest Givins, WR (2)
Haywood Jeffires, WR (2)
Bruce Matthews, C (5)
Warren Moon, QB (5)
Mike Munchak, G (8)
Al Smith, MLB (2)
Lorenzo White, RB (1)
- 1993** Ray Childress, DT (5)
Haywood Jeffires, WR (3)
Sean Jones, DE (1)
Bruce Matthews, C (6)
Greg Montgomery, P (1)
Warren Moon, QB (6)
Mike Munchak, G (9)
Webster Slaughter, WR (2,1)
- 1994** Bruce Matthews, C (7)
- 1995** Blaine Bishop, S (1)
Darryll Lewis, CB (1)
Bruce Matthews, C (8)
Mark Stepnoski, C (4, 1)

- 1996** Blaine Bishop, S (2)
Bruce Matthews, G (9)
John Henry Mills, ST (1)
Mark Stepnoski, C (5, 2)
- 1997** Blaine Bishop, S (3)
Eddie George, RB (1)
Bruce Matthews, G (10)
- 1998** Eddie George, RB (2)
Craig Hentrich, P (1)
Bruce Matthews, G (11)
Frank Wycheck, TE (1)
- 1999** Eddie George, RB (3)
Jevon Kearse, DE (1)
Frank Wycheck, TE (2)
Bruce Matthews, G (12)
- 2000** Blaine Bishop, S (4)
Eddie George, RB (4)
Brad Hopkins, T (1)
Jevon Kearse, DE (2)
Derrick Mason, KR (1)
Bruce Matthews, G (13)
Steve McNair, QB (1)
Samari Rolle, CB (1)
Frank Wycheck, TE (3)
- 2001** Bruce Matthews, G (14)
Jevon Kearse, DE (3)
- 2002** Kevin Carter, DE (2, 1)
- 2003** Steve McNair, QB (2)
Keith Bulluck, LB (1)
Brad Hopkins, OT (2)
Craig Hentrich, P (2)
Derrick Mason, WR (2)
- 2005** Steve McNair, QB (3)
Kyle Vanden Bosch, DE (1)
Vince Young, QB (1)
- 2006** Rob Bironas, K (1)
- 2007** Albert Haynesworth, DT (1)
Kyle Vanden Bosch, DE (2)
- 2008** Cortland Finnegan, CB (1)
Albert Haynesworth, DT (2)
Kevin Mawae, C (7, 1)
Chris Hope, S (1)
Chris Johnson, RB (1)
Michael Roos, OT (1)
Kerry Collins, QB (2, 1)
Michael Griffin, S (1)
- 2009** Chris Johnson, RB (2)
Kevin Mawae, C (8, 2)
Kyle Vanden Bosch, DE (3)
Vince Young, QB (2)
- 2010** Jason Babin, DE (1)
Michael Griffin, S (2)
Chris Johnson, RB (3)
Marc Mariani, KR/PR (1)
Alterraun Verner, CB (1)
- 2013** Jurrell Casey, DT (1)
- 2015** Delanie Walker, TE (1)

FRANCHISE PRO FOOTBALL HALL OF FAMERS

GEORGE BLANDA

QUARTERBACK/KICKER • 6'2" • 215 lbs • COLLEGE: KENTUCKY
NFL SEASONS: 26 • YEARS WITH OILERS: 7 (1960-66)
HOMETOWN: YOUNGWOOD, PA. • BORN: SEPT. 27, 1927
GAMES PLAYED: 340 • HALL OF FAME INDUCTION: 1981

George Blanda, who came out of retirement with the emergence of the American Football League in 1960, was the offensive catalyst for the explosive Oiler squads of the early 1960s. He played quarterback and handled the placekicking chores in Columbia blue for seven of his NFL-record 26 seasons in the league. Blanda was the team's leading passer and scorer in each of those seven seasons and still owns franchise records for most extra points (299), most touchdown passes in a season (36) and most touchdown passes in a game (7). He is also third in points scored with 596. The 36 scoring tosses stood as an NFL record for an astounding 23 years. Blanda's NFL career records included most games (340), most points (2,002) and most extra points (943). He also passed for 236 touchdowns. Blanda captained the Oilers to two consecutive AFL titles in 1960 and 1961, earning AFL Player of the Year honors in 1961. Blanda's career was divided into three distinct parts, 10 years with the Chicago Bears, seven seasons with the Houston Oilers and nine years with the Oakland Raiders. In 1970, he became the oldest quarterback to play in a title game. He was just a month shy of his 49th birthday when he retired before the 1976 season. Blanda passed away at age 83 on Sept. 27, 2010.

KEN HOUSTON

SAFETY • 6'3" • 197 lbs • COLLEGE: PRAIRIE VIEW A&M
NFL SEASONS: 14 • YEARS WITH OILERS: 6 (1967-72)
HOMETOWN: LUFKIN, TEXAS • BORN: NOV. 12, 1944
GAMES PLAYED: 196 • HALL OF FAME INDUCTION: 1986

Considered one of the best safeties in football history, Ken Houston picked off 49 passes (898 yards), recovered 21 fumbles and scored 12 touchdowns over his 14-season NFL career, earning Pro Bowl honors 12 consecutive times (1968-69 AFL, 1970-79 NFL). Houston returned an NFL-record nine interceptions for a touchdown in his six seasons as an Oiler. Four of those scores came in 1971, tying an NFL record. He returned two in one game against San Diego in the 1971 season finale, which also ties an NFL mark. His other three touchdowns came on a punt return, a fumble return and a blocked field goal return. Houston also holds the Oilers record for most career interception return yards with 650. With a long, fluid stride, Houston had excellent speed and quickness. His 6-3, 197-pound frame made him an ideal pass defender. Yet his lean, muscular body helped him to become a punishing tackler. Originally a ninth-round draft choice out of Prairie View A&M, Houston earned a starter's role by the third game of his rookie season. Two weeks later in a game against the New York Jets, he scored two touchdowns, one on a 71-yard blocked field goal attempt, and the other on a 43-yard interception return. After excelling for six years with the Oilers, Ken was traded to the Redskins for five veteran players in 1973. The Redskins once referred to Houston as "pro football's most underrated superstar," but his capabilities were widely recognized. He won all-league acclaim with the Oilers in 1969 and 1971, and then was either All-Pro or All-NFC with the Redskins every year from 1973 to 1979. He was selected for either the AFL All-Star game or the AFC-NFC Pro Bowl 12 straight seasons from 1968 through 1979. He played in 183 consecutive games before suffering a broken arm against the New York Giants Nov. 25, 1979.

EARL CAMPBELL

RUNNING BACK • 5'11" • 232 lbs • COLLEGE: TEXAS
NFL SEASONS: 8 • YEARS WITH OILERS: 7 (1978-84)
HOMETOWN: TYLER, TEXAS • BORN: MARCH 29, 1955
GAMES PLAYED: 115 • HALL OF FAME INDUCTION: 1991

Earl Campbell, a 5-11, 232-pound ball-carrying dynamo from the University of Texas, joined the Houston Oilers as the first player taken in the 1978 National Football League Draft. The first player to earn All-Southwest Conference honors four years, Campbell was a consensus All-America

and the Heisman Trophy winner in 1977. Campbell took the NFL by storm from the outset. In 1978, he was named the NFL's Most Valuable Player, All-Pro, and Rookie of the Year. He won the league rushing championship with a club-record 1,450 yards and was named to the AFC Pro Bowl squad. It was more of the same the next two years with NFL rushing titles, MVP honors, and consensus All-Pro acclaim each season. He followed his rookie campaign with 1,697 yards in 1979, but his finest year came in 1980 when he rushed for 1,934 yards, which at the time was second only to O. J. Simpson's 2,003 yards gained in 1973. That year, Campbell gained over 200 yards in four games. In 1981, he won his fourth straight AFC rushing title with 1,376 yards. A sensational runner, Campbell was picked for the Pro Bowl five of his first six NFL seasons (1978-81, 1983). In his eight-year career, which finished in New Orleans, Campbell rushed 2,187 times for 9,407 yards, and 74 touchdowns, retiring as the NFL's seventh all-time leading rusher. He also gained 806 yards on 121 receptions to bring his career combined net yards total to 10,213. He set Oilers records for most career yards (8,574), most career attempts (1,979), most touchdown runs (73) and most consecutive games with a rushing touchdown (5). His most famous performance came in a Monday night game against Miami in his rookie season. That night, he rushed for 199 yards and four touchdowns to lead the Oilers to a spectacular 35-30 victory. In spite of the constant pounding he took from opposing defenders, Earl missed only six games out of 115 because of injuries. Midway into his seventh season, he was traded by the Oilers to the New Orleans Saints for a first-round draft pick. He played a season and a half with the Saints before retiring after the 1985 campaign. Campbell is one of just four people officially designated a Texas Legend by the Texas State Legislature. The others are Davy Crockett, Sam Houston and Stephen F. Austin. Campbell was the only designee of the 20th century.

CHARLIE JOINER

WIDE RECEIVER • 5'11" • 188 lbs • COLLEGE: GRAMBLING
NFL SEASONS: 18 • YEARS WITH OILERS: 4 (1969-72)
HOMETOWN: MANY, LA. • BORN: OCT. 14, 1947
GAMES PLAYED: 239 • HALL OF FAME INDUCTION: 1996

Charlie Joiner played 18 seasons in the NFL, including his first four with the Houston Oilers. One of the league's most prolific receivers, he amassed 750 career receptions for 12,146 yards and 65 touchdowns, ranking as the league's leading receiver of all-time when he retired at the age of 39 in 1986. His 18 seasons played were longer than any other wide receiver in history at the time of his retirement. The Oilers originally targeted Joiner for the defensive backfield when they picked the 5-11, 180-pounder from Grambling in the fourth round of the 1969 AFL-NFL Draft. Joiner played briefly on defense and the kickoff return team but soon became established as a premier pass catcher. Joiner caught 82 of his 750 career passes as an Oiler, totaling 1,480 yards and 12 touchdowns. He paced the squad with 681 yards and seven touchdown grabs in 1971. In his fourth season in 1972, Houston sent him to the Cincinnati Bengals in a four-player swap. Four years later in 1976, he was traded to San Diego. With the Chargers, Joiner blossomed into super-stardom. He and quarterback Dan Fouts formed a lethal pass-catch team that accounted for the preponderance of his 586 receptions as a Charger. During his 11 years in San Diego, Joiner caught 50 or more passes seven times and had 70 or more receptions three seasons. Injuries cut into his playing time at the beginning, but in a 193-game span over his final 13 seasons, Joiner missed only one game. He was an All-NFL pick in 1980 and a Pro Bowl choice three times. In the 1980 AFC title game, he led the Chargers with six receptions for 130 yards and two touchdowns. Blessed with excellent speed and tantalizing moves, Joiner averaged 16.2 yards per catch and accounted for 12,146 yards and 65 touchdowns. When he was inducted into the Pro Football Hall of Fame in 1996, Joiner ranked fifth in receptions and sixth in receiving yardage on the NFL's all-time list. Joiner was once described by San Francisco 49ers coaching great Bill Walsh as "the most intelligent, the smartest, the most calculating receiver the game has ever known."

FRANCHISE PRO FOOTBALL HALL OF FAMERS

MIKE MUNCHAK

GUARD • 6'3" • 281 lbs • COLLEGE: PENN STATE
NFL SEASONS: 12 • YEARS WITH OILERS: 12 (1982-93)
HOMETOWN: SCRANTON, PA. • BORN: MARCH 5, 1960
GAMES PLAYED: 159 • HALL OF FAME INDUCTION: 2001

Mike Munchak was the eighth player overall and the first offensive lineman chosen in the 1982 National Football League draft. Selected by the Oilers, the former Penn State standout was an immediate success with the Houston club, earning the starting left guard spot in his first training camp. The 6-3, 281-pound lineman wasted little time establishing himself as one of the premier guards in the NFL. In 1984, in just his third year in the league, he was named to the first of seven All-AFC teams. That same year he received the first of nine Pro Bowl invitations. Not coincidentally, the Oilers' on-the-field successes increased as Munchak's development and experience increased. From their dismal 1-8 record in the strike-shortened 1982 season, the Oilers improved nearly every year that Munchak played. Along the way, the team advanced to the playoffs seven consecutive years (1987-1993) and captured the 1991 and 1993 AFC Central Divisional crowns. Munchak was a devastating blocker and considered the key to an offensive line that kept the Oilers at or near the top of the NFL's offensive statistical categories. In 1988 he led the Oilers' offensive line that gave up just 24 quarterback sacks which was third in the NFL. It was also the fewest sacks allowed by the team in 10 seasons. The following season the offensive line held opponents to no sacks in six games. In 1991, the Oilers offensive line finished second in the AFC and fourth in the NFL in the fewest quarterback sacks allowed. Behind the Munchak-led line, Houston led the NFL in total offense in 1990 and passing offense in 1990 and 1991. The Oilers finished second in points scored in 1990 and second in total offense in 1991. Equally effective as a run blocker, Munchak led the Oilers offensive charge in 1993 as the team finished fourth in the NFL in both average gain per rushing play (4.4) and average gain per offensive play (5.3). Although he suffered from chronic knee problems, Munchak played in 159 regular season games. His 12 seasons with the Oilers tied him for second longest in the franchise's history at the time of his retirement. He became the first player inducted into the Hall of Fame who played his entire career with the Oilers. Long-time teammate Bruce Matthews presented Munchak for induction.

ELVIN BETHEA

DEFENSIVE END • 6'2" • 260 lbs • COLLEGE: NORTH CAROLINA A&T
NFL SEASONS: 16 • YEARS WITH OILERS: 16 (1968-83)
HOMETOWN: TRENTON, N.J. • BORN: MARCH 1, 1946
GAMES PLAYED: 210 • HALL OF FAME INDUCTION: 2003

Defensive end Elvin Bethea, an eight-time Pro Bowl selection during his outstanding career with the Houston Oilers, was named to the five-man class of the 2003 Pro Football Hall of Fame that included running back Marcus Allen, guard Joe DeLamielleure, wide receiver James Lofton, and coach Hank Stram. A third-round draft pick in 1968 (77th player overall) Bethea played in 210 games over 16 seasons, never missing a game until breaking his arm on Nov. 13, 1977. He was considered a "steal" in a draft class that produced three future Hall of Fame players in Larry Csonka, Art Shell, and Ron Yary. When he retired, he held three team records relating to career service: most seasons (16), most career regular season games played (210), and most consecutive regular season games played (135). Having led the team in sacks in six seasons, Bethea's unofficial 105-career sack total still ranks first in franchise history, including his team-best 17 sacks in 1973. He recorded four sacks and a fumble recovery in his best single game performance against San Diego in 1976. He played in eight playoff games and posted 691 career tackles. Bethea also played in eight Pro Bowls (1970, 1972-1976, 1979, 1980) and earned All-Pro second-team honors in 1973, 1975, 1978, and 1979. More than just a pass rusher, Bethea was also effective against the run. Eventhough 1974 was the first year such statistics were compiled by the Oilers, his 691 career tackles, are still among the best in franchise history, even excluding the first six years of his career. "When people ask me who the best guy I ever played against was I always tell them Elvin Bethea and Lyle Alzado because both

of them were complete ballplayers," said Art Shell, Hall of Fame member of the Oakland Raiders. "Elvin was one of the quickest guys I've ever been around. We always had to double-team him. There were times when I was supposed to block him when he would get by me so quick. And then Gene Upshaw was supposed to pick him up and he also got by him so quick that we would get back to the huddle and Upshaw would say, 'Did you see that?' and I'd say, 'Yeah, I saw that. He just beat the heck out of me too!' Elvin was just a great player."

WARREN MOON

QUARTERBACK • 6'3" • 212 lbs • COLLEGE: WASHINGTON
NFL SEASONS: 17 • YEARS WITH OILERS: 10 (1984-93)
HOMETOWN: LOS ANGELES, CALIF. • BORN: NOVEMBER 18, 1956
GAMES PLAYED: 208 • HALL OF FAME INDUCTION: 2006

Warren Moon, the fourth leading passer in NFL history, was inducted into the 2006 class of the Pro Football Hall of Fame. Moon played 10 years (1984-93) with the Oilers/Titans organization and holds the franchise records for passing yards (33,685) and touchdowns (196), while leading the Oilers to seven consecutive playoff appearances from 1987-93. During a 17-year NFL career, Moon played for the Houston Oilers, Minnesota Vikings, Seattle Seahawks and Kansas City Chiefs and amassed 49,325 passing yards, 291 touchdowns and 102 wins. He earned nine Pro Bowl invitations (tied for the most by a quarterback with John Elway and Dan Marino), posted nine 3,000 yard seasons, 49 300-yard games and led his team to nine playoff appearances. His eight consecutive playoff berths matched a feat accomplished by Terry Bradshaw and Joe Montana. At the time of his retirement, he held the single-season passing yardage record for three different franchises: Oilers (4,367 in 1991), Vikings (4,364 in 1994) and Seahawks (3,678 in 1997). Moon tallied many accomplishments during his Oiler career. His finest season came in 1990, throwing for 4,689 yards (363 for 584) and 33 touchdowns in only 15 games. He earned AP NFL Offensive Player of the Year for his efforts and his third of nine Pro Bowl invitations. Against Kansas City in 1990, Moon threw for 527 yards, which ranks as the second highest single-game total in NFL history (Norm Van Brocklin, 554 yards in 1951). In 1991, he surpassed the previous season's yardage total with 4,690 yards and became just the third player (Marino, Fouts) in NFL history to produce consecutive 4,000 yard passing seasons. Moon joined the Oilers and the NFL in 1984, after six seasons in the Canadian Football League, where he led his team to five Grey Cups (League Champions). In the CFL, Moon threw for 21,228 yards and 144 touchdowns. Moon was driven to play in the CFL after drawing little interest from the NFL as a starting quarterback following his senior season at the University of Washington. Moon became the first African-American quarterback to be inducted into the Pro Football Hall of Fame and his legacy as a minority quarterback cannot be underestimated. At the time of his arrival in the NFL only two black quarterbacks had been significant starters for their NFL teams (Shack Harris, Rams; Doug Williams, Tampa Bay).

BRUCE MATTHEWS

GUARD/TACKLE/CENTER • 6'5" • 305 lbs • COLLEGE: USC
NFL SEASONS: 19 • YEARS WITH OILERS: 19 (1983-2001)
HOMETOWN: ARCADIA, CALIF. • BORN: AUGUST 8, 1961
GAMES PLAYED: 296 • HALL OF FAME INDUCTION: 2007

Arguably one of the best offensive linemen to ever play the game, Bruce Matthews became the first Tennessee Titan to be inducted into the Pro Football Hall of Fame. At the time of his retirement, Matthews played in more NFL games (296) than any non-kicker in the league's history. Longevity and durability were his hallmarks, but that coupled with his unparalleled play, earning a league record 14 consecutive Pro Bowl (9 at guard and 6 at center) selections (tied with Merlin Olsen) and seven times named AP All-Pro, made him one of the all-time greats. He rose to the challenges presented to him in starting at every position on the offensive line during his NFL career (87 C, 99 LG, 67 RG, 22 RT, 17 LT). He becomes the first Hall of Fame offensive lineman to play significant time at all five offensive line

FRANCHISE PRO FOOTBALL HALL OF FAMERS

positions. A constant for the Oilers/Titans franchise, Matthews started in a team record 229 consecutive games (streak started at Indianapolis, Nov. 29, 1987) and never missed a game because of injury. His 19 seasons also are a team record and he ranks second in NFL history for years with one team behind Jackie Slater, who spent 20 seasons with the Rams. Matthews and G Randall McDaniel (Vikings) were the only two NFL players to play in every game during the decade of the 90's. Matthews was a part of nearly one-half of the franchise's first 42-years of history and helped the team win 146 games, make the playoffs nine times, earn the only three AFC Central titles in team history, earn an AFC Championship and the franchise's only Super Bowl appearance. He blocked for 15 quarterbacks and 27 running backs, including five different 1,000-yard rushers (Earl Campbell, Mike Rozier, Lorenzo White, Gary Brown and Eddie George). During his career, he played in offenses that produced nine 1,000-yard rushing seasons and eight 3,000-yard passers. Additionally, he played in 42 different stadiums during his NFL career. During his career, Matthews blocked on a line that helped produce 65 100-yard rushing performances and 48 300-yard passing performances. Originally drafted by the Houston Oilers in the first round (ninth overall) of the 1983 NFL Draft, Matthews earned All-America honors at the University of Southern California. Matthews and his brother, Clay, each played 19 NFL seasons and the duo set an NFL record for games played by a pair of brothers with 574 games. Clay Matthews played in 278 games during his NFL career. Matthews had his number 74 jersey retired by the team and was inducted into the organization's Hall of Fame during a December, 2002 ceremony. Matthews joined a 2007 Hall of Fame class that included Dallas Cowboys WR Michael Irvin, Buffalo Bills RB Thurman Thomas, Detroit Lions TE Charlie Sanders, Cleveland Browns G Gene Hickerson, and St. Louis CB Roger Wehrli.

CURLEY CULP

DEFENSIVE TACKLE • 6'2" • 265 lbs • COLLEGE: ARIZONA STATE
NFL SEASONS: 14 • YEARS WITH OILERS: 7 (1974-1980)
HOMETOWN: YUMA, ARIZ. • BORN: MARCH 10, 1946
GAMES PLAYED: 179 • HALL OF FAME INDUCTION: 2013

Curley Culp was voted into the Pro Football Hall of Fame in 2013. A six-

time Pro Bowl selection, Culp played in 179 games during his NFL career with the Kansas City Chiefs (1968-1974), Houston Oilers (1974-1980) and Detroit Lions (1980-81). He was considered the prototypical nose tackle and helped pioneer the 3-4 defense. Hailing from Arizona State, where he was an All-American in both football and wrestling, Culp was selected in the second round of the 1968 NFL Draft by the Denver Broncos, who intended to use him as an offensive guard. However, his brief stint in Denver ended when he was traded to the Chiefs, who inserted him permanently on the defensive side. In 1969, the Chiefs won Super Bowl IV, and Culp was an instrumental member of one of the league's top defenses. He helped the Chiefs defeat the Oakland Raiders in the AFL Championship Game and the Minnesota Vikings in the Super Bowl. In 1974, during his seventh campaign in Kansas City, Culp was traded to the Oilers along with a first-round draft pick (used to select Robert Brazile) in exchange for John Matuszak. The move paid almost immediate dividends for the Oilers, who previously suffered through 1-13 records in both 1972 and 1973. In 1975, Culp's first full season in Houston, he helped the Oilers to a record of 10-4, the first winning mark for the club in eight years. With Culp anchoring the defense, the Oilers finished with the AFC's top-ranked run defense (third in the NFL). Individually, Culp produced arguably the finest season of his career, recording 11.5 sacks and earning NFL Defensive Player honors by the Newspaper Enterprise Association. Culp continued as a leader of the Oilers defense that culminated in back-to-back appearances in the AFC championship games in 1978 and 1979. He was named to one AFL All-Star Game and five Pro Bowls during his career. Culp also was picked as a first-team All-Pro in 1975 and a second-team selection in 1971, 1977, 1978, and 1979. He was selected first- or second-team All-AFC five times. "Curley Culp was perhaps the strongest man I ever lined up against," said Raiders Hall of Fame center Jim Otto. Culp used his strong wrestling background to create havoc for opposing guards and centers. He was the 1968 NCAA heavyweight wrestling champion and was named to the U.S. Olympic wrestling team that year. Culp joined a 2013 Hall of Fame class that included offensive linemen Larry Allen and Jonathan Ogden, wide receiver Cris Carter, coach Bill Parcells, linebacker Dave Robinson and defensive lineman Warren Sapp.

TITANS/OILERS HALL OF FAME

In recognition of the 40th season of the Houston Oilers/Tennessee Titans organization in 1999, the team's late owner K.S. "Bud" Adams, Jr. created an official team Hall of Fame, featuring players and staff from the past, while creating a special place for Titans stars of the future to be recognized. To date, 13 individuals have been named to the franchise's Hall of Fame:

NAME	POSITION	YEARS WITH FRANCHISE	INDUCTED
K.S. "Bud" Adams, Jr.	Team Owner/Founder	1959-2013	Sept. 7, 2008
Elvin Bethea	Defensive End	1968-83	Dec. 9, 1999
George Blanda	Quarterback/Kicker	1960-66	Dec. 9, 1999
Earl Campbell	Running Back	1978-84	Dec. 9, 1999
Eddie George	Running Back	1996-2003	Oct. 27, 2008
Mike Holovak	General Manager	1981-99	Dec. 9, 1999
Ken Houston	Safety	1967-72	Dec. 9, 1999
Bruce Matthews	Offensive Lineman	1983-2002	Dec. 8, 2002
Steve McNair	Quarterback	1995-2005	Oct. 27, 2008
Warren Moon	Quarterback	1984-93	Oct. 1, 2006
Mike Munchak	Guard	1982-93	Dec. 9, 1999
Jim Norton	Safety/Punter	1960-68	Dec. 9, 1999
Frank Wycheck	Tight End	1995-2003	Oct. 27, 2008

RETIRED JERSEY NUMBERS

In the history of the Oilers/Titans franchise, only six players have had the distinction of having their jersey number retired — **Jim Norton** (No. 43), **Elvin Bethea** (No. 65), **Earl Campbell** (No. 34), **Mike Munchak** (No. 63), **Bruce Matthews** (No. 74), and **Warren Moon** (No. 1).



Jim Norton played nine seasons for the Oilers (1960-68) as a safety and as a punter, establishing team records at both positions. As a rookie from the University of Idaho, Norton was a member of the Oilers' 1960 AFL Championship team. A four-time league all-star, he holds the club record for most interceptions in a career with 45. Also an accomplished punter, Norton was tops in club history with 519 career punts for a 42.3-yard career average and a long kick of 79 yards (11/22/64 vs. Kansas City).




Elvin Bethea joined the Oilers in 1968 after an outstanding career at North Carolina A&T. He started at defensive end in the 1968 season opener and didn't miss a game until breaking his arm in November 1977. That streak of 135 consecutive games played stands third in team history. An eight-time Pro Bowler (1970, 1972-76, 1978-80), Bethea ranks second for most seasons played (16, 1968-83), while his 210 games played (1968-83) also stands second behind Bruce Matthews. Bethea led the team

in sacks six times, including a career-best mark of 17 in 1973. The Oilers honored him with an "Elvin Bethea Appreciation Night" on Aug. 4, 1983. He became the sixth player in franchise history to be inducted into the Pro Football Hall of Fame on Aug. 3, 2003.



Earl Campbell, the franchise's second leading rusher and a member of the Pro Football Hall of Fame, was honored by having his number retired at ceremonies on Aug. 13, 1987. He set a single-season club record with a league-leading 1,450 yards his rookie season. Campbell followed that performance with 1,697 yards in 1979 and an astounding 1,934 yards in 1980. Both those totals led the NFL and the latter was second only to O.J. Simpson's 2,003 yards in 1973. Campbell was selected to five Pro Bowls

(1978-81, 1983) and retired as the NFL's seventh all-time leading rusher (9,407). He ranks second in franchise history in career rushing yards (8,574) and attempts (1,979), first in touchdown runs (73) and first in most consecutive games with a rushing touchdown (5).



Mike Munchak joined the Oilers as a first-round draft pick in 1982 out of Penn State. He was the first offensive lineman selected in the draft and the eighth overall selection. Munchak won the starting left guard position as a rookie and went on to play in 12 campaigns (1982-93) and 159 games (156 starts) for the Oilers. He is tied for third on the team's all-time list for seasons played and ranks fifth in games played. Munchak became a fixture on an offensive line that helped the Oilers to seven consecutive playoff appearances (1987-93). One of the premier guards in the National Football League, Munchak was selected to NFL's "Team of the Decade" for the 1980s and was chosen in 1989 to Oilers' 30th Anniversary "Dream Team." He ranks second in club annals with nine Pro Bowl selections, seven as a starter. Munchak announced his retirement on July 21, 1994, and on the same day, K.S. "Bud" Adams, Jr., announced that jersey No. 63 would be retired on "Mike Munchak Appreciation Day" on Nov. 6, 1994.



Bruce Matthews played in more games (296) than any non-kicker in NFL history. Longevity and durability were his hallmark. And that, coupled with his unparalleled play, in which he tied a league record with 14 Pro Bowl selections (tied with Merlin Olsen) and earned All-Pro honors six times, made him one of the all-time greats. He rose to the challenges presented to him in playing every position on the offensive line during his NFL career (87 at center, 99 at left guard, 67 at right guard, 22 at right tackle,

and 17 at left tackle). His number was retired during a halftime ceremony in Nashville on Dec. 8, 2002.



Warren Moon, the fourth leading passer in NFL history, played 10 years (1984-93) with the organization and holds the franchise records for passing yards (33,685) and touchdowns (196), while leading the Oilers to seven consecutive playoff appearances from 1987-93. Moon's finest season came in 1990, throwing for 4,689 yards (363-for-584) and 33 touchdowns in only 15 games and becoming the third player in NFL history to produce consecutive 4,000-yard passing seasons. He earned AP NFL Offensive

Player of the Year for his efforts and his third Pro Bowl berth. His jersey was retired in a halftime ceremony in Nashville on Oct. 1, 2006.

FRANCHISE REGULAR SEASON WIN-LOSS RECORD

VS. AFC TEAMS

Total: 317-355-5
Home: 191-150-1
Away: 126-205-4

VS. AFC SOUTH TEAMS

Total: 37-47-0
Home: 20-22-0
Away: 17-25-0

VS. AFC NORTH/CENTRAL TEAMS

Total: 114-126-1
Home: 62-58-1
Away: 52-68-0

VS. AFC EAST TEAMS

Total: 87-83-2
Home: 51-31-0
Away: 36-52-2

VS. AFC WEST TEAMS

Total: 80-99-2
Home: 55-40-0
Away: 25-59-2

VS. NFC TEAMS

Total: 85-87-1
Home: 44-43-1
Away: 41-44-0

VS. NFC SOUTH TEAMS

Total: 11-5-0
Home: 5-3-0
Away: 6-2-0

VS. NFC NORTH/CENTRAL TEAMS

Total: 29-23-0
Home: 17-10-0
Away: 12-13-0

VS. NFC EAST TEAMS

Total: 24-31-0
Home: 11-16-0
Away: 13-15-0

VS. NFC WEST TEAMS

Total: 21-28-1
Home: 11-14-1
Away: 10-14-0

MONDAY NIGHT FOOTBALL

Total: 21-17-0
Home: 13-9-0
Away: 8-8-0

WEEK AFTER MNF

Total: 16-22-0
Home: 11-8-0
Away: 5-14-0

SUNDAY NIGHT FOOTBALL

Total: 11-9-0 (ESPN 8-6; TNT 2-2; NBC 1-1)
Home: 8-4-0
Away: 3-5-0

THURSDAY NIGHT FOOTBALL

Total: 4-7-0 (ABC 2-0; ESPN 1-1; TNT 0-1; NBC 0-1; NFLN 1-4)
Home: 4-3-0
Away: 0-4-0

FRIDAY NIGHT FOOTBALL

Total: 0-1-0 (NFLN 0-1)
Home: 0-1-0
Away: 0-0-0

SATURDAY NIGHT FOOTBALL

Total: 1-2-0 (ABC 1-0, ESPN 0-2)
Home: 0-2-0
Away: 1-0-0

OVERTIME

Total: 17-21-0
Home: 11-11-0
Away: 6-10-0

SEASON OPENERS

Total: 30-26-0
Home: 15-10-0
Away: 15-16-0

DOMES

Total: 135-133-2
Astrodome (Houston): 113-103-2
Cowboys Stadium (Dallas): 1-0-0
Edward Jones Dome (St. Louis): 0-1-0
Ford Field (Detroit): 1-0-0
Georgia Dome (Atlanta): 2-1-0
Kingdome (Seattle): 1-6-0
Lucas Oil Stadium (closed) (Indianapolis): 0-7-0
Metrodome (Minneapolis): 1-6-0
NRG Stadium (closed) (Houston): 5-3-0
RCA Dome (Indianapolis): 4-7-0
Silverdome (Detroit): 2-1-0
Superdome (New Orleans): 6-2-0

HOTTEST/COLDEST GAMES

FIVE HOTTEST GAMES

DATE	OPPONENT	SCORE	WEATHER
9/11/83	at L.A. Raiders	6-20 (L)	96°, clear
9/9/90	at Atlanta	27-47 (L)	94°, partly cloudy
10/7/62	BUFFALO	17-14 (W)	93°, showers
9/14/65	N.Y. JETS	27-21 (W)	93°, sunny
10/6/63	at Kansas City	7-28 (L)	92°, sunny

TEN COLDEST GAMES

DATE	OPPONENT	SCORE	WEATHER
*1/10/04	at New England	14-17 (L)	4°, clear (-10° wind chill)
12/11/77	at Cleveland	19-15 (W)	7°, clear (-7° wind chill)
12/17/89	at Cincinnati	7-61 (L)	9°, overcast (0° wind chill)
12/8/13	at Denver	28-51 (L)	18°, clear (11° wind chill)
12/26/10	at Kansas City	14-34 (L)	19°, cloudy (10° wind chill)
12/17/00	at Cleveland	24-0 (W)	20°, snow (-10° wind chill)
12/14/80	at Green Bay	22-3 (W)	20°, clear (9° wind chill)
*1/6/80	at Pittsburgh	13-27 (L)	22°, part. cloudy (12° wind chill)
12/15/85	at Cleveland	21-28 (L)	22°, overcast (-7° wind chill)
12/18/88	at Cleveland	23-28 (L)	22°, overcast (0° wind chill)
12/16/07	at Kansas City	26-17 (W)	22°, clear (14° wind chill)

* Playoff game

ALL-TIME OFFENSIVE YARDS AND RANKINGS

Year	Total Plays	First Downs	Rush Yards (Rank)	Net Pass Yards (Rank)	Total Yards (Rank)	Total Points
1960	930	262	1,565 (3)	3,371 (1)	4,936 (1)	379
1961	964	293	1,896 (2)	4,392 (1)	6,288 (1)	513
1962	943	266	1,742 (4)	3,229 (2)	4,971 (2)	387
1963	870	254	1,210 (7)	3,222 (1)	4,432 (4)	302
1964	942	284	1,347 (7)	3,527 (2)	4,874 (4)	310
1965	905	227	1,178 (7)	2,813 (2)	3,991 (5)	298
1966	926	246	1,515 (5)	2,897 (4)	4,412 (7)	335
1967	828	207	2,122 (1)	1,381 (9)	3,503 (8)	258
1968	905	240	1,804 (4)	2,548 (4)	4,352 (5)	303
1969	965	256	1,706 (5)	2,825 (2)	4,531 (4)	278
1970	922	232	1,556 (19)	2,506 (7)	4,062 (10)	217
1971	815	201	1,106 (26)	2,409 (6)	3,515 (22)	251
1972	817	183	1,518 (23)	1,673 (23)	3,191 (26)	164
1973	840	193	1,388 (26)	1,919 (16)	3,307 (24)	199
1974	817	200	1,361 (26)	1,977 (20)	3,338 (24)	236
1975	900	234	2,068 (12)	1,869 (23)	3,937 (19)	293
1976	878	199	1,498 (27)	2,072 (15)	3,570 (24)	222
1977	879	228	1,989 (14)	1,875 (17)	3,864 (18)	299
1978	993	276	2,476 (6)	2,338 (18)	4,814 (16)	283
1979	1,034	268	2,571 (4)	2,256 (25)	4,827 (22)	362
1980	1,063	329	2,635 (2)	3,007 (17)	5,642 (4)	295
1981	947	241	1,734 (23)	2,777 (23)	4,511 (27)	281
1982	551	138	799 (26)	1,574 (19)	2,373 (28)	136
1983	1,033	295	1,998 (18)	2,902 (23)	4,900 (24)	288
1984	969	284	1,656 (23)	3,228 (17)	4,884 (23)	240
1985	998	270	1,570 (25)	3,082 (19)	4,652 (24)	284
1986	1,089	299	1,700 (19)	3,449 (13)	5,149 (16)	274
1987	998	294	1,923 (14)	3,300 (7)	5,223 (8)	345
1988	1,010	308	2,249 (4t)	2,956 (22)	5,205 (14)	424
1989	1,028	327	1,928 (12)	3,499 (10)	5,427 (9)	365
1990	1,006	376	1,417 (24)	4,805 (1)	6,222 (1)	405
1991	1,022	353	1,366 (23)	4,621 (1)	5,987 (2)	386
1992	958	339	1,626 (18)	4,029 (1)	5,655 (3)	352
1993	1,066	330	1,792 (12)	3,866 (3)	5,658 (3)	368
1994	1,036	278	1,682 (12)	2,799 (25)	4,481 (26)	226
1995	1,046	295	1,664 (18)	3,241 (19)	4,905 (23)	348
1996	972	287	1,950 (6)	3,098 (21)	5,048 (18)	345
1997	993	288	2,414 (3)	2,505 (29)	4,919 (18)	333
1998	1,016	308	1,970 (9)	3,291 (15)	5,261 (9)	330
1999	1,011	294	1,811 (13)	3,479 (13t)	5,290 (13)	392
2000	1,036	299	2,084 (7)	3,266 (16)	5,350 (14)	346
2001	1,026	288	1,794 (12)	3,558 (8t)	5,352 (8)	336
2002	1,032	312	1,952 (11)	3,320 (20)	5,272 (17)	367
2003	1,013	310	1,623 (26)	3,878 (5)	5,501 (8)	435
2004	1,053	308	1,871 (14)	3,616 (10)	5,487 (11)	344
2005	1,022	279	1,525 (23)	3,597 (9)	5,122 (17)	299
2006	945	261	2,214 (5)	2,596 (30)	4,810 (27)	324
2007	1,037	306	2,109 (5)	2,878 (27)	4,987 (21)	301
2008	973	268	2,199 (7)	2,819 (27)	5,018 (21)	375
2009	990	288	2,592 (2)	3,031 (23)	5,623 (12)	354
2010	907	252	1,727 (17)	3,107 (25)	4,834 (27)	356
2011	984	281	1,438 (31)	3,923 (12)	5,361 (17)	325
2012	957	260	1,687 (21)	3,323 (22)	5,010 (26)	330
2013	1,032	311	1,894 (14)	3,496 (21)	5,390 (22)	362
2014	919	258	1,447 (26)	3,412 (22)	4,859 (29)	254
2015	976	298	1,485 (25)	3,503 (25t)	4,988 (30)	299

ALL-TIME DEFENSIVE YARDS AND RANKINGS

Year	Total Plays	First Downs	Rush Yards (Rank)	Net Pass Yards (Rank)	Total Yards (Rank)	Total Points
1960	995	282	1,027 (2)	3,874 (8)	4,901 (6)	285
1961	899	235	1,634 (6)	2,391 (2)	4,025 (2)	242
1962	880	217	1,569 (3)	2,561 (2)	4,130 (2)	270
1963	873	256	1,710 (7)	2,606 (3)	4,316 (6)	372
1964	896	267	1,961 (7)	3,280 (6)	5,241 (8)	355
1965	946	271	2,683 (8)	2,470 (2)	5,153 (8)	429
1966	881	244	1,833 (7)	3,162 (8)	4,995 (9)	396
1967	910	233	1,637 (7)	2,418 (3)	4,055 (4)	199
1968	854	198	1,704 (4)	1,671 (1)	3,375 (1)	248
1969	833	183	1,556 (5)	2,217 (2)	3,773 (2)	279
1970	840	227	1,793 (17)	2,605 (24)	4,398 (25)	352
1971	880	237	1,723 (11)	2,072 (10)	3,795 (9)	330
1972	894	263	2,591 (25)	2,143 (11)	4,734 (23)	380
1973	929	274	2,410 (23)	2,237 (20)	4,647 (24)	447
1974	919	268	2,050 (19)	2,375 (20)	4,425 (22)	282
1975	952	264	1,680 (3)	2,457 (17)	4,137 (11)	226
1976	935	226	2,072 (16)	1,915 (8)	3,987 (10)	273
1977	933	247	1,815 (10)	2,142 (20)	3,957 (14)	230
1978	1,021	292	2,072 (9)	2,842 (24)	4,914 (17t)	298
1979	1,038	304	2,225 (17)	2,765 (14)	4,990 (13)	331
1980	932	259	1,811 (8)	2,801 (4)	4,612 (5)	251
1981	1,084	325	2,411 (24)	3,315 (17)	5,726 (24)	355
1982	613	187	1,225 (23)	2,213 (25)	3,438 (28)	245
1983	1,031	332	2,787 (28)	2,845 (4)	5,632 (22)	460
1984	1,075	345	2,789 (28)	3,179 (11)	5,968 (27)	437
1985	1,091	356	2,814 (28)	3,341 (18)	6,155 (27)	412
1986	1,054	285	2,035 (20)	2,999 (8)	5,034 (13)	329
1987	976	287	1,848 (17)	3,145 (17)	4,993 (17)	349
1988	985	304	1,592 (4)	3,266 (13)	4,858 (8)	365
1989	940	314	1,669 (9)	3,542 (17)	5,211 (13)	412
1990	890	279	1,575 (8)	3,060 (14)	4,635 (11)	307
1991	984	280	1,540 (6)	3,208 (14)	4,748 (9)	251
1992	907	254	1,634 (9)	2,577 (3)	4,211 (3)	258
1993	1,003	289	1,273 (1)	3,601 (23)	4,874 (14)	238
1994	971	275	2,120 (28)	2,795 (2)	4,915 (9)	352
1995	983	267	1,526 (8)	3,125 (3)	4,651 (5)	324
1996	956	271	1,385 (2)	3,225 (13)	4,610 (6)	319
1997	992	292	1,573 (4)	3,658 (27)	5,231 (22)	310
1998	955	279	1,610 (9t)	3,511 (20)	5,121 (16)	320
1999	994	300	1,550 (10)	3,695 (25)	5,245 (17)	324
2000	908	215	1,390 (3)	2,423 (1)	3,813 (1)	191
2001	996	300	1,431 (5)	4,084 (31)	5,515 (25)	388
2002	974	297	1,424 (2)	3,540 (25)	4,964 (10)	324
2003	926	275	1,295 (1)	3,606 (30)	4,901 (12)	324
2004	977	318	1,917 (18)	3,807 (26)	5,724 (27)	439
2005	960	294	1,894 (22)	3,216 (17)	5,110 (19)	421
2006	1,062	329	2,313 (30)	3,602 (27)	5,915 (32)	400
2007	978	268	1,478 (5)	3,187 (10)	4,665 (5)	297
2008	1,022	276	1,502 (6)	3,196 (9)	4,698 (7)	234
2009	1,038	323	1,711 (10t)	4,139 (31)	5,850 (28)	402
2010	1,139	356	1,851 (20)	4,032 (29)	5,883 (26)	339
2011	1,080	324	2,053 (24)	3,629 (14)	5,682 (T-18)	317
2012	1,086	358	2,035 (24)	3,964 (26)	5,999 (27)	471
2013	1,027	329	1,795 (20)	3,612 (11)	5,407 (14)	381
2014	1,099	357	2,195 (31)	3,773 (15)	5,968 (27)	438
2015	1,003	317	1,797 (18)	3,678 (7)	5,475 (12)	423